

# APPENDICES

APPENDIX I

**A. Input Template For Host Government Reporting Entity**

Host country reporting on: GHANA REVENUE AUTHORITY (DOMESTIC TAX REVENUE DIVISION)

Reporting period: 2009

**Scope 1 Benefit Streams**

Line Ref	Guidelines section 6 Ref	Volume	Value GHS
1 Benefit Streams from International and National State-owned Company			
1a) Corporate taxes	i		16,105,581.05
1b) Royalties	ii.		
- in cash			96,618,197.01
- in kind			
1c license fees, rental fees, permitting fees and other considerations for licenses/concessions, ground rent	iii.		
1d Signing bonuses and production bonuses	vi.		
1e) Dividends	vii		
1f) Other payments to Host Governments, specified as (including Payment made through production entitlement):	iv, v, vii		
_____			
_____			
_____			

Exclude:

- Tax levied on consumption (e.g. VAT/GST/sales taxes)
- Pay as you earn (PAYE) income taxes
- Social payments (unless statutory requirement)

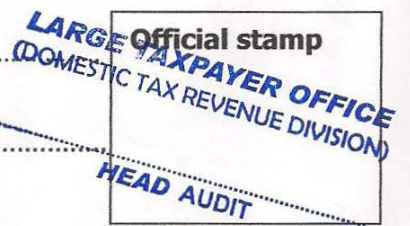
**Scope 2 Benefit Streams**

Line Ref	Volume	Value
2 Scope 2 Benefit Streams (Voluntary disclosure):		
_____		
_____		
_____		

**Host Government Sign Off**

We acknowledge our responsibility for the fair presentation of the Reporting Template in accordance with the Reporting Guidelines, with the exception of:

\_\_\_\_\_ ; EDWARD GYAMBERTA [Signature]  
 \_\_\_\_\_ ; **Name** **Signature**  
 \_\_\_\_\_ ; CHIEF INSPECTOR OF TAXES 30/03/11  
 \_\_\_\_\_ ; **Position** **Date**



APPENDIX IAE

GHANA REVENUE AUTHORITY  
LARGE TAXPAYER OFFICE  
TAX INFORMATION FOR EITI AGGREGATION  
MINERAL PROYALTIES  
2009

<u>DATE</u>	<u>YEAR</u>	<u>NAME OF COMPAY</u>	<u>AMOUNT GH¢</u>	<u>RECEIPT NO.</u> <i>EX RATE</i>
27/01/2009	2008	GOLDFIELDS GHAA LTD.	4,218,898.16	3512763
29/04/2009	2009		5,706,233.00	4036827
31/07/2009	2009		6,700,791.57	4356234
29/10/2009	2009		7,265,983.30	4501628
ABOSSO GOLDFIELDS LTD.				
27/01/2009	2008		1,478,422.03	3512703
29/04/2009	2009		1,969,360.18	4036826
29/07/2009	2009		2,184,136.98	4356231
29/10/2009	2009		2,159,249.94	4501629
GHANA BAUXITE CO. LTD.				
19/01/2009	2008	2008 (Royalty on quality premium)	222,093.90	3512761
12/02/2009	2008		12,961.51	3512773
04/05/2009	2009		179,693.85	4036835 <i>1.486</i>
20/07/2009	2009		84,908.33	4356222 <i>1.458</i>
21/10/2009	2009		80,844.26	4501618 <i>1.446</i>
GHANA MANGANESE CO. LTD.				
10/02/2009	2008		705,010.13	3514772
27/04/2009	2009		370,869.49	4036819
22/07/2009	2009		774,074.58	4356224
30/10/2009	2009		903,271.33	4501634
GOLDEN STAR (WASSA) LTD.				
30/01/2009	2008		1,307,587.15	3512769
27/04/2009	2009		2,008,463.53	4036820
31/07/2009	2009		2,101,400.44	
31/10/2009	2009		2,302,818.20	4501632

*[Handwritten Signature]*  
*3/03/11*

APPENDIX 1Aii

NAME OF COMPANY

GOLDEN STAR (PRESTEA/B0G0S0) LTD

30/01/2009	2008	1,134,709.78	3512769
04/05/2009	2009	1,438,928.86	4036834
31/07/2009	2009	1,807,306.38	4356237
30/10/2009	2009	2,239,378.18	4501631
31/12/2009	2009 (Royalty on gold recovery from Carbon fine)	16,168.84	4501647

ANGLOGOLD ASHANTI GHANA LTD.

28/01/2009	2008	2,691,142.94	3512765
16/04/2009	2009	3,209,050.48	4036810 * 2nd payment
23/07/2009	2009	4,041,461.35	4356225
14/10/2009	2009	4,158,509.28	4501612

ANGLOGOLD ASHANTI (IDUAPRIEM) LTD

30/01/2009	2008	1,554,486.45	3512766
28/04/2009	2009	1,394,396.68	4036822
31/01/2009	2009	1,850,820.99	4356238
30/10/2009	2009	2,026,033.84	4501636

NEWMONT GHANA GOLD LTD.

26/01/2009	2008	4,256,134.70	3512762
30/04/2009	2009	5,359,095.97	4036829
30/07/2009	2009	5,406,437.60	4356232
29/10/2009	2009	5,634,886.26	4501627

*Cheng Chuan*  
31/03/11

APPENDIX 1A<sub>3</sub>

TRIPLICATE  
(Tax Payer's File)

D 4036666



# INTERNAL REVENUE SERVICE



## TAXPAYER'S RECEIPT

Date ..... 14 - 04 - 20 .....

District ..... Taxpayer's File No./Tin ..... 4036666

Received from ..... Ashank .....

The Sum of ..... One million three hundred and fifty Ghana Cedis ..... Pesewas

being ..... paid as follows:

- 20..... Year of Assessment
- 20..... Year of Assessment
- 20..... Year of Assessment
- Penalty/Interest .....
- Cash/Cheque No ..... 440655

AMOUNT	
GH¢	P
1,355,500	00
TOTAL GH¢	
1,355,500	00

TOTAL GH¢

.....  
(Name of Cashier)

.....  
(Signature of Cashier)

INNOLINK 021 255091-2

I.T. FORM 140

ORIGINAL  
(For the Taxpayer)

A00244

A 0071610



# INTERNAL REVENUE SERVICE TAXPAYER'S RECEIPT



District

KINBU

File Number

KALE 60457

Received from

CHIRANO GOLD MINES LTD

Date Jun 29 2009 12:52:00 PM  
TIN 1076000038

Schedule

The Sum of

Sixty Six Thousand Eight Hundred and Eighty

Being MINERAL ROYALTY

4th Quarter 2008

Year of Assessment 2008

Paid as

CHEQUE 197700



AMOUNT

66,890.00

(Name of Cashier)

(Signature of Cashier)

MA

IT FORM 140

APPENDIX

GHANA REVENUE AUTHORITY  
 LARGE TAXPAYER OFFICE  
 TAX INFORMATION FOR EITI AGGREGATION  
 CORPORATE TAX  
 2009

	NAME OF COMPANY & TIN	YEAR OF ASSESSMENT	DATE OF RECEIPT	AMOUNT GH¢	RECEIPT NO.
1.	Goldfields Ghana Ltd. 565G000001	-	-	Nil	-
2.	Abosso Goldfields Ltd. 564G000005	2009	29/06/2009 23/12/2009 30/09/2009	3,784,348.00 2,134,350.00 1,160,011.20	437151 D504534 4800132
3.	Ghana Bauxite Company Ltd. 665000003	-	-	Nil	-
4.	Ghana Manganese Company Ltd. 365G000002	2009	06/10/2009 30/12/2009	2,435,281.65 3,041,590.20	4800397 5045794
5.	Golden Star (Wassa) Ltd	-	-	Nil	-
6.	Golden Star (Bogoso) Prestea) Ltd. 621G000008	-	-	Nil	-
7.	Anglogold Ashanti Ghana Ltd. 721G000012	-	-	Nil	-
8.	Anglogold Ashanti (Iduapriem) Ltd. 421G000014	2009 2008	18/12/2009 18/12/2009	3,092,394.35 457,605.65	5045324
9.	Newmont Ghana Gold 516G000001	2009	-	Nil	-

*[Handwritten Signature]*  
 3/03/11

APPENDIX 1B

APPENDIX IC

**A. Input Template For Host Government Reporting Entity**

Host country reporting on: N.T.R.U.

Reporting period: JANUARY TO DECEMBER 2009

**Scope 1 Benefit Streams**

Line Ref	Guidelines section 6 Ref	Volume	Value
1 Benefit Streams from International and National State-owned Company			N/A
1a) Corporate taxes	i		N/A
1b) Royalties	ii.		
- in cash			N/A
- in kind			N/A
1c license fees, rental fees, permitting fees and other considerations for licenses/concessions, ground rent	iii.		N/A
1d Signing bonuses and production bonuses	vi.		N/A
1e) Dividends	vii		Gh¢ 2,477,831.00
1f) Other payments to Host Governments, specified as (including Payment made through production entitlement):	iv, v, vii		
_____			
_____			
_____			

Exclude:

- Tax levied on consumption (e.g. VAT/GST/sales taxes)
- Pay as you earn (PAYE) income taxes
- Social payments (unless statutory requirement)

**Scope 2 Benefit Streams**

Line Ref	Volume	Value
2 Scope 2 Benefit Streams (Voluntary disclosure):		
_____		
_____		
_____		

**Host Government Sign Off**

We acknowledge our responsibility for the fair presentation of the Reporting Template in accordance with the Reporting Guidelines, with the exception of:

\_\_\_\_\_ ; EMMA H. COBBINAH \_\_\_\_\_  
 \_\_\_\_\_ ; **Name** [Signature] **Signature**  
 \_\_\_\_\_ ; C.B.O 2/6/11  
 \_\_\_\_\_ ; **Position** **Date**

**Official stamp**



APPENDIX 1D

**APPENDIX 2**

**A. Input Template For Host Government Reporting Entity**

Host country reporting on: OBUASI MUNICIPAL ASSEMBLY

Reporting period: 2009

**Scope 1 Benefit Streams**

Line Ref	Guidelines section 6 Ref	Volume	Value
1	Benefit Streams from International and National State-owned Company		
1a)	Corporate taxes		
1b)	Royalties		
	- in cash		
	- in kind		
1c)	license fees, rental fees, permitting fees and other considerations for licenses/concessions, ground rent		
1d)	Signing bonuses and production bonuses		
1e)	Dividends		
1f)	Other payments to Host Governments, specified as (including Payment made through production entitlement):		
	<u>PROPERTY RATE</u>		<u>400,435.64</u>
Exclude:			
- Tax levied on consumption (e.g. VAT/GST/sales taxes)			
- Pay as you earn (PAYE) income taxes			
- Social payments (unless statutory requirement)			

**Scope 2 Benefit Streams**

Line Ref	Volume	Value
2	Scope 2 Benefit Streams (Voluntary disclosure):	

**Host Government Sign Off**

We acknowledge our responsibility for the fair presentation of the Reporting Template in accordance with the Reporting Guidelines, with the exception of:

\_\_\_\_\_  
 \_\_\_\_\_  
 \_\_\_\_\_  
 Name: CHRISTIAN OSEI ANUENAW Signature

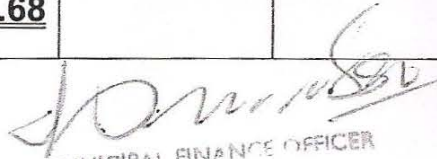
Official stamp  
  
 MUNICIPAL ASSEMBLY  
 OBUASI MUNICIPAL ASSEMBLY  
 P. O. BOX 37  
 OBUASI

**MINERAL DEVELOPMENT FUND (MDF) RELEASES – 2009**

DATE	CHEQUE FROM STOOL LAND	AMOUNT (GH¢)
10/3/09	512904	342,809.72
21/11/09	512985	320,680.00
30/11/09	513055	129,932.00
9/12/09	513070	132,675.00
<b>TOTAL</b>		<b><u>926,096.72</u></b>

**PROPERTY RATE – 2009**

LOCATION	NAME OF MINING COMPANY	AMOUNT (GH¢)	CHEQUE NO.	DATE
TARKWA	Goldfields Ghana limited	309,349.31		
NSUTA	Ghana Manganese Company	25,358.13	034619	22/04/09
IDUAPRIEM	Ghanaian Australian Goldfields	13,795.81	035922	11/03/09
		13,795.81	037286	28/07/09
		13,795.81	038586	27/10/09
		13,795.81	039233	30/12/09
		<b><u>389,890.68</u></b>		

  
 MUNICIPAL FINANCE OFFICER  
 Tarkwa Nsu Municipal Assembly  
 T A R K W A

APPENDIX 2AG)



DETAILS OF ROYALTY PAYMENTS - JANUARY 2009

REGION	COMPANY	AMOUNT	TOTAL
BRONG AHAFO	Newmont Ghana Gold	4,256,134.70	4,256,134.70
ASHANTI	Anglogold Ash. (Obuasi) P. W. Ghana	2,691,142.94 15,958.00	2,707,100.94
WESTERN	Goldfields Ghana Ltd Abosso Goldfields Ltd Ghana Bauxite Co. Ltd An'gold Ash (Iduapriem) Golden Star (Wassa) Golden Star Bog/Prestea	4,218,898.16 1,478,422.03 222,093.90 1,554,486.45 1,307,587.15 1,134,709.78	9,916,197.47
GT. ACCRA	CP Concrete Products	14,781.82	14,781.82
OTHERS	-	-	-
TOTAL		16,894,214.93	16,894,214.93

3/10/2009

INTERNAL REVENUE SERVICE

MEMORANDUM

TO: CHIEF INSPECTOR OF TAXES (REVENUE)

FROM: DISTRICT ACCOUNTANT (KINBU)

SUBJECT: ROYALTY COLLECTION FOR THE MONTH OF JANUARY 2009

DATE: 31ST JANUARY 2009

NAME OF COMPANY  
Med Mining Co. Ltd.

REGION  
EASTERN

MONTH  
JANUARY, 09

AMOUNT GH¢  
17,040.00

Gold Recovery Ghana

GREATER ACCRA

"

21,973.19

Sand/Stone Contractors Association

EASTERN

"

2,276.60

Myroc Salt Industries Ltd.

GREATER ACCRA

"

151.30

Cedar Quarry Gh. Ltd

GREATER ACCRA

"

7,079.99

Chirano Gold Mines Ltd.

WESTERN

"

894,911.79

TOTAL

943,432.77

Prepared By: Patricia Dick

Checked By: District Accountant

Approved By: District Manager

APPENDIX 2A ii

## APPENDIX 2B

## DETAILS OF ROYALTY PAYMENTS - FEBRUARY 2009

REGION	COMPANY	AMOUNT	TOTAL
BRONG AHAFO	Taysec Construction Ltd	7,701.05	7,701.05
WESTERN	Prestea Sankofa Gold	84,073.72	802,045.36 ✓
	Ghana Manganese Co	705,010.13	
	Ghana Bauxite Co	12,961.51	
OTHERS		-	-
TOTAL		809,746.41	809,746.41 ✓

APPENDIX 2D (i)

4

APRIL 9  
**DETAILS OF ROYALTY PAYMENTS - OCTOBER 2008**

REGION	COMPANY	AMOUNT	TOTAL
BRONG AHAFO	Newmont Ghana Gold	5,359,095.97	5,361,504.53
	Taysec Construction Ltd	2,408.56	
ASHANTI	Anglogold Ash. (Obuasi)	3,269,050.48	3,279,147.48
	P. W. Ghana	10,097.00	
WESTERN	Goldfields Ghana Ltd	5,706,233.00	9,440,859.35
	Abosso Goldfields Ltd	1,969,360.18	
	An'gold Ash (Iduapriem)	1,394,396.68	
	Ghana Manganese Co	370,869.49	
GT. ACCRA	El-Din Salt Mill Ltd	857.21	11,578.52
	CP Concrete Products	10,721.31	
OTHERS			
TOTAL		18,093,089.88	18,093,089.88



MEMORANDUM

TO: CHIEF INSPECTOR OF TAXES (REVENUE)

FROM: DISTRICT ACCOUNTANT (KINBU)

SUBJECT: ROYALTY COLLECTION FOR THE MONTH OF APRIL

DATE: 30TH APRIL 2009

NAME OF COMPANY  
Med Mining Co. Ltd.

REGION  
EASTERN

MONTH  
APRIL, 09

AMOUNT GH¢  
24,996.00

Gold Recovery Ghana

GREATER ACCRA

"

36,453.21

Chirano Gold Mines Ltd.

WESTERN

"

1,260,420.32


TOTAL

1,321,869.53

Prepared By: *[Signature]*  
Patricia Dick

Checked By: *[Signature]*  
District Accountant

Approved By: *[Signature]*  
District Manager



Appendix 20 ii

APPENDIX 2E

DETAILS OF ROYALTY PAYMENTS - MAY 2009

REGION	COMPANY	AMOUNT GH C	TOTAL GH C
Western	Ghana Bauxite Co Ltd	179,693.85	3,627,086.24
	Golden Star Bogoso Prestea	1,438,928.86	
	Golden Star (Wassa)	2,008,463.53	
OTHERS	-	-	-
TOTAL		3,627,086.24	3,627,086.24



APPENDIX 2 F (i)

DETAILS OF ROYALTY PAYMENTS - JUNE 2009

REGION	COMPANY	AMOUNT GH c	TOTAL GH c
Western	Prestea Sankofa Gold Ltd	96,990.92	96,990.92
OTHERS	-	-	-
TOTAL		96,990.92	96,990.92

4

30

30

44

*[Handwritten signature]*

MEMORANDUM

TO: CHIEF INSPECTOR OF TAXES (REVENUE)  
FROM: DISTRICT ACCOUNTANT (KINBU)  
SUBJECT: ROYALTY COLLECTION FOR THE MONTH OF JUNE 2009  
DATE: 30TH JUNE 2009

NAME OF COMPANY	REGION	MONTH	AMOUNT GH¢
Xtra Gold Mines Ltd	Eastern	JUNE,09	124,287.44
Avenormargaret	Greater Accra	"	9.00
Chirano Gold Mines Ltd.	Western	"	<u>66,890.00</u>
TOTAL			<u><u>191,186.44</u></u>

Prepared By: *Emmanuel Anaglate*  
Emmanuel Anaglate

Checked By: *[Signature]*  
District Accountant

Approved By: *[Signature]*  
District Manager

APPENDIX 2F ii

~~APPENDIX 2G (i)~~

DETAILS OF ROYALTY PAYMENTS - July 2009

REGION	COMPANY	AMOUNT GH ¢	TOTAL GH ¢
Western	Ghana Bauxite Co Ltd	84,808.33	15,503,439.27
	Ghana Manganese Co Ltd	774,074.58	
	Abosso Goldfields Ltd	2,184,136.98	
	Golden Star Bogoso Prestea	1,807,306.38	
	Goldfields Ghana Ltd	6,700,791.57	
	Anglogold Ashanti (Iduapriem)	1,850,820.99	
	Golden Star Wassa	2,101,400.44	
Gt. Accra	Constr. Pioneers Concrete	10,705.83	10,705.83
Brong Ahafo	Newmont Gh. Gold Ltd	5,406,437.60	5,406,437.60
Ashanti	Anglogold Ashanti (Obuasi)	4,041,461.35	4,041,461.35
OTHERS		-	-
TOTAL		24,962,044.05	24,962,044.05

Ch...  
...

MEMORANDUM

TO: CHIEF INSPECTOR OF TAXES (REVENUE)

FROM: DISTRICT ACCOUNTANT (KINBU)

SUBJECT: ROYALTY COLLECTION FOR THE MONTH OF JULY 2009

DATE: 31ST JULY 2009

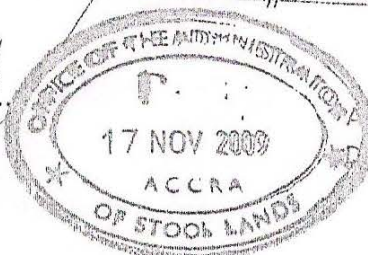
NAME OF COMPANY

Paditey Samuel Adjei  
 Gold Recovery Ghana Ltd  
 Chirano Gold Mines Ltd.  
 Med Mining Co.Ltd  
 Twin Rock Ltd  
 Twin Rock Ltd  
 Twin Rock Ltd  
 Twin Rock Ltd  
 Twin Rock Ltd  
 Twin Rock Ltd  
 Myroc salt Industries Ltd  
 Ceder Quarry Ghana Ltd  
 TOTAL

REGION	MONTH	AMOUNT GH¢
Eastern	JULY,09	70.00
Greater Accra	"	49,139.36
Western	"	1,807,739.41
Eastern	"	23,919.00
Greater Accra	"	200.00
Greater Accra	"	100.00
Greater Accra	"	200.00
Greater Accra	"	100.00
Greater Accra	"	200.00
Greater Accra	"	200.00
Greater Accra	"	1,373.16
Greater Accra	"	5,684.64
		<u>1,888,925.57</u>

Prepared By: *[Signature]*  
 Emmanuel Anaglate

Checked By: *[Signature]*  
 District Accountant



Approved By: *[Signature]*  
 District Manager

APPENDIX 29 ii

MEMORANDUM

TO: CHIEF INSPECTOR OF TAXES (REVENUE)

FROM: DISTRICT ACCOUNTANT (KINBU)

SUBJECT: ROYALTY COLLECTION FOR THE MONTH OF JULY 2009

DATE: 31ST JULY 2009

NAME OF COMPANY	REGION	MONTH	AMOUNT GH¢
Paditey Samuel Adjei	Eastern	JULY,09	70.00
Gold Recovery Ghana Ltd	Greater Accra	"	49,139.36
Chirano Gold Mines Ltd.	Western	"	1,807,739.41
Med Mining Co.Ltd	Eastern	"	23,919.00
Twin Rock Ltd	Greater Accra	"	200.00
Twin Rock Ltd	Greater Accra	"	100.00
Twin Rock Ltd	Greater Accra	"	200.00
Twin Rock Ltd	Greater Accra	"	100.00
Twin Rock Ltd	Greater Accra	"	200.00
Twin Rock Ltd	Greater Accra	"	200.00
Myroc salt Industries Ltd	Greater Accra	"	1,373.16
Ceder Quarry Ghana Ltd	Greater Accra	"	5,684.64
<b>TOTAL</b>			<b>1,888,025.57</b>

Prepared By: *Emmanuel Anaglate*  
Emmanuel Anaglate

Checked By: *[Signature]*  
District Accountant



Approved By: *[Signature]*  
District Manager

APPENDIX 29 (iii)

APPENDIX 2H

3

MEMORANDUM

TO: CHIEF INSPECTOR OF TAXES (REVENUE)

FROM: DISTRICT ACCOUNTANT (KINBU)

SUBJECT: ROYALTY COLLECTION FOR THE MONTH OF AUGUST 2009

DATE: 31ST AUGUST 2009

NAME OF COMPANY	REGION	MONTH	AMOUNT GHC
Spiro Jokayem & Granite Stone	Greater Accra	AUGUST,09	7,084.26
Spiro Jokayem & Granite Stone	Greater Accra	"	6,000.00
Spiro Jokayem & Granite Stone	Greater Accra	"	2,000.00
Spiro Jokayem & Granite Stone	Greater Accra	"	4,450.00
Olana (GH).Ltd	Western	"	11,805.00
Addis Consult Ltd		"	13,676.00
Ahadzi Charity	Greater Accra	"	57.00
Ahadzi Charity	Greater Accra	"	60.00
West Coast Construction Co. Ltd	Asante	"	5,259.00
<b>TOTAL</b>			<b>50,391.26</b>

Prepared By: Emmanuel Anaglate

Checked By: District Accountant

Approved By: AG. District Manager



APPENDIX 2H

MEMORANDUM

(7)

TO: CHIEF INSPECTOR OF TAXES (REVENUE)


FROM: DISTRICT ACCOUNTANT (KINBU)

SUBJECT: ROYALTY COLLECTION FOR THE MONTH OF SEPTEMBER 2009

DATE: 30TH SEPTEMBER 2009

NAME OF COMPANY	REGION	MONTH	AMOUNT GH¢
Olana (GH).Ltd	Western	SEPTEMBER,09	13,676.00
Massey Stone (GH)Ltd	Greater Accra	"	70.00
Myroc Salt Industries Ltd	Greater Accra	"	962.49
Sand and Stone Contractors	Eastern	"	60.00
Sand and Stone Contractors	Eastern	"	100.00
Sand and Stone Contractors	Eastern	"	20.00
<b>TOTAL</b>			<u>14,888.49</u>

Prepared By: *JAY* Joyceline Asiedu-Yeboah  
Checked By: *AK* District Accountant

Approved by: *AK*  
AG District Manager  


APPENDIX II

(4)

## DETAILS OF ROYALTY PAYMENTS – OCT 2009

REGION	COMPANY	AMOUNT	TOTAL
BRONG AHAFO	Newmont Ghana Gold Ltd	5,634,886.26	5,634,886.26
ASHANTI	Anglogold Ash. (Obuasi)	4,158,509.28	4,158,509.28
WESTERN	Goldfields Ghana Ltd Abosso Goldfields Ltd Ghana Bauxite Co. Ltd Golden Star Bogoso Pres Golden Star (Wassa)Ltd Ghana Manganese Comp Anglogold Iduapriem	7,265,983.30 2,159,249.94 80,488.26 2,239,378.18 2,302,818.28 903,271.33 2,026,033.84	16,977,223.13
GT. ACCRA	CP Concrete Products Panbros Salt Industries Ltd	11,468.59 10,000.00	21,468.59
OTHERS			
		<b>26,792,087.26</b>	<b>26,792,087.26</b>





APPENDIX 2K

MEMORANDUM

TO: CHIEF INSPECTOR OF TAXES (REVENUE)

FROM: DISTRICT ACCOUNTANT (KINBU) ④


SUBJECT: ROYALTY COLLECTION FOR THE MONTH OF NOVEMBER 2009


DATE: 30TH NOVEMBER 2009.


NAME OF COMPANY  
 Med.Mining Co.Ltd  
 Gold Recovery Ghana Ltd  
 Mansco Quarry Ltd  
 West Cost Construction  
 Mansco Quarry Ltd  
 E. S. M  
 Avenor Margaret  
 TOTAL

REGION	MONTH	AMOUNT GHc
Eastern	NOVEMBER,09	25,475.00 ✓
Greater Accra	"	29,767.89 ✓
Eastern	"	3,500.00 ✓
Ashanti	"	3,814.97 ✓
Eastern	"	3,587.85 ✓
Eastern	"	2,069.50 ✓
Greater Accra	"	36.00 ✓
		<u>68,251.21</u>

Prepared By:   
 Joycelline Asiedu-Yeboah

Checked By:   
 District Accountant

Approved By:   
 AG. District Manager



APPENDIX 2K

MORANDUM

TO: CHIEF INSPECTOR OF TAXES (REVENUE)

FROM: DISTRICT ACCOUNTANT (KINBU)


SUBJECT: ROYALTY COLLECTION FOR THE MONTH OF DECEMBER 2009


DATE: 31ST DECEMBER 2009


2


NAME OF COMPANY  
Paditey Samuel Adjei  
Gold Recovery Ghana Ltd  
Mansco Quarry Ltd  
Mansco Quarry Ltd  
Mansco Quarry Ltd  
TOTAL

REGION	MONTH	AMOUNT GHC
Eastern	DECEMBER	100.00
Greater Accra	"	17,492.87
Eastern	"	9,753.12
Eastern	"	6,502.08
Eastern	"	9,753.12
		<u>43,601.19</u>

Prepared By:   
Joyceline Asiedu-Yeboah

Checked By:   
District Accountant

Approved By:   
District Manager



APPENDIX 21

APPENDIX 3A

**B. Input Template For Company Reporting Entities**  
 Company reporting on: **ANGLOGOLD ASHANTI (OBUASI MINE)**

Reporting period: **January to December 2009**

Scope 1 Benefit Streams

Line Ref	Guidelines section 6 Ref	Volume	Value
1	Benefit Streams from International and National State-owned Company		
1a)	Corporate taxes	i	
1b)	Royalties	ii.	
	- in cash		Ghc 14,160,164.05
	- in kind/ Sponsorships i.e sports etc.		
1c	license fees, rental fees, permitting fees and other considerations for licenses/concessions, ground rent, property rate	iii.	Ghc 419,559.86
1d	Signing bonuses and production bonuses	vi.	
1e)	Dividends	vii	
1f)	Other payments to Host Governments, specified as (including Payment made through production entitlement):	iv, v, vii	
	_____		
	_____		
	_____		
Exclude:			
- Tax levied on consumption (e.g. VAT/GST/sales taxes)			
- Pay as you earn (PAYE) income taxes			
- Social payments (unless statutory requirement)			


Scope 2 Benefit Streams

Line Ref	Volume	Value
2	Scope 2 Benefit Streams (Voluntary disclosure):	
	_____	
	_____	
	_____	

**Management Sign Off**  
 We acknowledge {or On behalf of the Board of Directors (or similar body) we acknowledge} our responsibility for the fair presentation of the Reporting Template in accordance with the Reporting Guidelines, with the exception of:

\_\_\_\_\_ : Isaac Opoku-Gyamerah  
 \_\_\_\_\_ : Name  
 \_\_\_\_\_ : .....Financial Controller  
 \_\_\_\_\_ : Position

.....  
 Signature  
 24 JUL 2011  
 Date

**Official stamp**  


**B. Input Template For Company Reporting Entities**

Company reporting on: Golden Star (Bogoso/Prestea) Ltd

Reporting period: 2009

**Scope 1 Benefit Streams**

Line Ref	Guidelines section 6 Ref	Volume	Value US \$
<b>I Benefit Streams from International and National State-owned Company</b>			
1a) Corporate taxes	i		
1b) Royalties	ii		
- in cash			5,365,018.78
- in kind/ Sponsorships i.e sports etc.			
1c license fees, rental fees, permitting fees and other considerations for licenses/concessions, ground rent, property rate	iii		195,738.67
1d Signing bonuses and production bonuses	vi		
1e) Dividends	vii		
1f) Other payments to Host Governments, specified as (including Payment made through production entitlement):	iv, v, vii		

Exclude:

- Tax levied on consumption (e.g. VAT/GST/sales taxes)
- Pay as you earn (PAYE) income taxes
- Social payments (unless statutory requirement)

**Management Sign Off**

We acknowledge (or On behalf of the Board of Directors (or similar body) we acknowledge) our responsibility for the fair presentation of the Reporting Template in accordance with the Reporting Guidelines, with the exception of:

• _____;	<u>RODNEY ODDOYE</u>	<u>[Signature]</u>
• _____;	<b>Name</b>	<b>Signature</b>
• _____;	<u>CHIEF ACCOUNTANT</u>	<u>10/05/11</u>
	<b>Position</b>	<b>Date</b>



**B. Input Template For Company Reporting Entities**

Company reporting on: **GOLD FIELDS GHANA LIMITED-TARKWA MINE**

Reporting period: **CY 2009**

**Scope 1 Benefit Streams**

Line Ref	Guidelines section 6 Ref	Volume	Value GH¢
I Benefit Streams from International and National State-owned Company			N/A
1a) Corporate taxes	i		NIL
1b) Royalties	ii.		27,775,988
- in cash			
- in kind/ Sponsorships i.e sports etc.			
1c license fees, rental fees, permitting fees and other considerations for licenses/concessions, ground rent, property rate	iii.		263,365
1d Signing bonuses and production bonuses	vi.		N/A
1e) Dividends	vii		NIL
1f) Other payments to Host Governments, specified as (including Payment made through production entitlement):	iv, v, vii		
_____			
_____			
_____			

Exclude:

- Tax levied on consumption (e.g. VAT/GST/sales taxes)
- Pay as you earn (PAYE) income taxes
- Social payments (unless statutory requirement)

**Management Sign Off**

We acknowledge {or On behalf of the Board of Directors (or similar body) we acknowledge} our responsibility for the fair presentation of the Reporting Template in accordance with the Reporting Guidelines, with the exception of:

\_\_\_\_\_ ;  
 \_\_\_\_\_ ;  
 \_\_\_\_\_ ;

**Name** H. Muller **Signature** [Signature]

**Position** Financial Manager **Date** 10/05/11

Hein Muller  
 Financial Manager  
 Gold Fields Gh. Ltd.

**Official stamp**

APPENDIX 3 F

**I. Input Template For Company Reporting Entities**

Company reporting on: ABOSSO GOLDFIELDS LIMITED - DAMANG MINE

Reporting period: 2009

**Scope 1 Benefit Streams**

Line Item	Guidelines section 6 Ref	Volume	Value
Benefit Stream from International and National State-owned Company			
a) Corporate taxes	i		GHD 7,078,710.00
b) Royalties	ii.		
- in cash			GHD 7,791,169.13
- in kind/ Sponsorships i.e sports etc.			
c license fees, rental fees, permitting fees and other considerations for licenses/concessions, ground rent, property rate	iii.		GHD 51,783.14
d Signing bonuses and production bonuses	vi.		
e) Dividends	vii		NIL
Other payments to Host Governments, specified as (including Payment made through production entitlement):	iv, v, vii		
_____			
_____			
_____			

- Exclude:
- Tax levied on consumption (c.g. VAT/GST/sales taxes)
  - Pay as you earn (PAYE) income taxes
  - Social payments (unless statutory requirement)

**Scope 2 Benefit Streams**

Line Item	Volume	Value
3 Scope 2 Benefit Streams (Voluntary disclosure):		
_____		
_____		
_____		

**Management Sign Off**

We acknowledge (or On behalf of the Board of Directors (or similar body) we acknowledge) our responsibility for the fair presentation of the Reporting Template in accordance with the Reporting Guidelines, with the exception of:

\_\_\_\_\_; JOSEPH K. ATIEMO \_\_\_\_\_  
 \_\_\_\_\_; **Name** **Signature**  
 \_\_\_\_\_; UNIT MGR - MGT ACCOUNTING 9/15/09  
 \_\_\_\_\_; **Position** **Date**



# APPENDIX 3D1

## Goldfields Ghana-Tarkwa.

<b>2009</b>	<b>Ounces Produced</b>	<b>Royalty Payments (Cedis)</b>
<i>Jan-Mar (Q1)</i>	<i>152,149.18</i>	<i>5,706,233.00</i>
<i>April- June (Q2)</i>	<i>164,685.66</i>	<i>6,700,791.57</i>
<i>July-Sept (Q3)</i>	<i>175,080.85</i>	<i>7,265,983.30</i>
<i>Oct-Dec (Q4)</i>	<i>172,598.81</i>	<i>8,102,980.20</i>
<b>TOTAL</b>	<b><u>664,514.51</u></b>	<b><u>27,775,988.07</u></b>

2008 OCT-DEC	27/01/2009	4,218,898.16
--------------	------------	--------------

**B. Input Template For Company Reporting Entities**

Company reporting on: GHANA BAUXITE CO. LTD.

Reporting period: \_\_\_\_\_ YEAR 2009

Scope 1 Benefit Streams

Line Ref	Guidelines section 6 Ref	Volume	Value
1 Benefit Streams from International and National State-owned Company			
1a) Corporate taxes	i		
1b) Royalties	ii.		
- in cash		\$	435,990 44
- in kind/ Sponsorships i.e sports etc.			
1c license fees, rental fees, permitting fees and other considerations for licenses/concessions, ground rent, property rate	iii. GH¢		36,473 87
1d Signing bonuses and production bonuses	vi.	\$	247148 33
1e) Dividends	vii		
1f) Other payments to Host Governments, specified as (including Payment made through production entitlement):	iv, v, vii		
_____			
_____			
_____			

Exclude:

- Tax levied on consumption (e.g. VAT/GST/sales taxes)
- Pay as you earn (PAYE) income taxes
- Social payments (unless statutory requirement)

Scope 2 Benefit Streams

Line Ref	Volume	Value
2 Scope 2 Benefit Streams (Voluntary disclosure):		
_____		
_____		
_____		

**Management Sign Off**

We acknowledge {or On behalf of the Board of Directors (or similar body) we acknowledge} our responsibility for the fair presentation of the Reporting Template in accordance with the Reporting Guidelines, with the exception of:

• BENJAMIN ADDO \_\_\_\_\_  
 • \_\_\_\_\_; Name Signature  
 • CHIEF ACCOUNTANT \_\_\_\_\_  
 Position Date

**Official stamp**  
 BENJAMIN ADDO  
 CHIEF ACCOUNTANT  
 GHANA BAUXITE CO. LTD.  
 SIGN \_\_\_\_\_



Company reporting on: GRAND MALAYSIAN MALAYSIAN COMPANY LIMITED

APPENDIX 3G

Reporting period: 2009

**Scope 1 Benefit Streams**

Line Ref	Guidelines section 6 Ref	Volume	Value
1 Benefit Streams from International and National State-owned Company			
1a) Corporate taxes	i		\$3,818,500
1b) Royalties	ii		
- in cash			\$12,753,225
- in kind/ Sponsorships i.e sports etc.			
1c license fees, rental fees, permitting fees and other considerations for licenses/concessions, ground rent, <u>(property rate)</u>	iii		\$25,358
1d Signing bonuses and production bonuses	vi		
1e) Dividends - <u>October 2009 - Nov</u>	vii		\$350,299
1f) Other payments to Host Governments, specified as (including Payment made through production entitlement):	iv, v, vii		
<u>NFSL</u>			\$557,096
<u>WITHHOLDING TAX ON DIVIDEND</u>			\$287,474
Exclude:			
- Tax levied on consumption (e.g. VAT/GST/sales taxes)			
- Pay as you earn (PAYE) income taxes			
- Social payments (unless statutory requirement)			

**Scope 2 Benefit Streams**

Line Ref	Volume	Value
3 Scope 2 Benefit Streams (Voluntary disclosure):		
<u>COMMUNITY ASSISTANCE</u>		\$79,814

**Management Sign Off**

We acknowledge (or On behalf of the Board of Directors (or similar body) we acknowledge) our responsibility for the fair presentation of the Reporting Template in accordance with the Reporting Guidelines, with the exception of:

\_\_\_\_\_; RONALD SCHURMUIS \_\_\_\_\_  
 \_\_\_\_\_; Name Signature  
 \_\_\_\_\_; FINANCE MGR 29/4/2011  
 \_\_\_\_\_; Position Date

Official stamp

# APPENDIX 3H

## B. Input Template For Company Reporting Entities

Company reporting on: **Chirano Gold Mines Limited**

Reporting period: **2009**

Scope 1 Benefit Streams			
Line Ref	Guidelines section 6 Ref	Volume	Value
i	Benefit Streams from International and National State-owned Company		NIL
1a)	Corporate taxes	i	NIL
1b)	Royalties	ii.	
	- in cash		9,332,021
	- in kind/ Sponsorships i.e sports etc.		NIL
1c	license fees, rental fees, permitting fees and other considerations for licenses/concessions, ground rent, property rate	iii.	57,492
1d	Signing bonuses and production bonuses	vi.	1,955,951
1e)	Dividends	vii	NIL
1f)	Other payments to Host Governments, specified as (including Payment made through production entitlement):	iv, v, vii	
	_____		NIL
	_____		NIL
	_____		NIL
Exclude:			
- Tax levied on consumption (e.g. VAT/GST/sales taxes)			
- Pay as you earn (PAYE) income taxes			
- Social payments (unless statutory requirement)			

Scope 2 Benefit Streams		
Line Ref	Volume	Value
2	Scope 2 Benefit Streams (Voluntary disclosure):	
	_____	NIL
	_____	NIL
	_____	NIL

### Management Sign Off

We acknowledge {or On behalf of the Board of Directors (or similar body) we acknowledge} our responsibility for the fair presentation of the Reporting Template in accordance with the Reporting Guidelines, with the exception of:

\_\_\_\_\_  
 Name: **James Anwar** Signature: *[Signature]*  
 \_\_\_\_\_  
 Position: **Finance Controller** Date: **27/04/2010**



APPENDIX 3H-B

CHIRANO MINES; MINERAL ROYALTY PAYMENT TO THE IRS-2009.

**Mineral Royalty Payment**

<b>Period</b>	<b>Amount</b>	<b>Date of Payment</b>	<b>Cheque No</b>
Q4 - 2008	894,911.79	30/01/2009	SSB - 795436
Q1 - 2009	1,260,420.32	30/04/2009	SSB - 796487
Q2 - 2009	1,807,739.41	28/07/2009	SSB - 797406
Q3 - 2009	1,632,215.58	19/10/2009	SSB - 798382
Q4 - 2009	3,142,519.14	29/01/2010	SSB - 799423

894,911.79  
1,260,420.32  
1,807,739.41  
1,632,215.58  
**5,595,287.10**

**Input Template For Company Reporting Entities**

Company reporting on: NEWMONT GHANA GOLD LIMITED (NGGL)

Reporting period: 2009

**Scope 1 Benefit Streams**

Line Ref	Guidelines section 6 Ref	Volume	Value
1	Benefit Streams from International and National State-owned Company		
1a)	Corporate taxes	i.	
1b)	Royalties	ii.	
	- in cash		\$15,860,583
	- in kind/ Sponsorships i.e sports etc.		
1c	license fees, rental fees, permitting fees and other considerations for licenses/concessions, ground rent, property rate -	iii.	\$239,393
1d	Signing bonuses and production bonuses	vi.	
1e)	Dividends	vii	
1f)	Other payments to Host Governments, specified as (including Payment made through production entitlement):	iv, v, vii	
Exclude:			
- Tax levied on consumption (e.g. VAT/GST/sales taxes			
- Pay as you earn (PAYE) income taxes			
- Social payments (unless statutory requirement)			

**Scope 2 Benefit Streams**

Line Ref	Volume	Value
2	Scope 2 Benefit Streams (Voluntary disclosure):	

**Management Sign Off**

We acknowledge (or On behalf of the Board of Directors (or similar body) we acknowledge) our responsibility for the fair presentation of the Reporting Template in accordance with the Reporting Guidelines, with the exception of:

\_\_\_\_\_  
\_\_\_\_\_  
\_\_\_\_\_

Name

Position

Regional Controller

*[Signature]*

**SIGNATURE/OFFICIAL STAMP**

Empl ID 2010502

P. O. Controller - Africa

West Africa... Africa Finance Department

INVOICE 2220,222



**B. Input Template For Company Reporting Entities**

Company reporting on: GOLDEN STAR (WASSA) LTD

Reporting period: 2009

**Scope I Benefit Streams**

Line Ref	Guidelines section 6 Ref	Volume	Value
I Benefit Streams from International and National State-owned Company			\$
Ia) Corporate taxes	i		
Ib) Royalties	ii		
- in cash			6456350.7
- in kind: Sponsorships i.e sports etc.			
Ic) license fees, rental fees, permitting fees and other considerations for licenses/concessions, ground rent, property rate	iii		
Id) Signing bonuses and production bonuses	vi		
Ie) Dividends	vii		
If) Other payments to Host Governments, specified as (including Payment made through production entitlement):	iv, v, vii		

- Exclude:
- Tax levied on consumption (e.g. VAT/GST/sales taxes)
  - Pay as you earn (PAYE) income taxes
  - Social payments (unless statutory requirement)

**Management Sign Off**

We acknowledge (or On behalf of the Board of Directors (or similar body) we acknowledge) our responsibility for the fair presentation of the Reporting Template in accordance with the Reporting Guidelines, with the exception of:

\_\_\_\_\_ ; ROBERT A. KUMSON \_\_\_\_\_  
 \_\_\_\_\_ ; **Name** **Signature**  
 \_\_\_\_\_ ; MANAGEMENT ACCOUNTANT 31/5/2011  
 \_\_\_\_\_ ; **Position** **Date**

**Official stamp**

APPENDIX 4

2009 PRODUCTION AND ROYALTY DATA

Name of Company	YEAR/QTR	Prod(Oz) in Qtrs	Revenue(GHC)	Royalty (GHC)
Anglogold Ashanti (Obuasi)				
	2008/4	98,443	89,704,724	2,691,142
	2009/1	91,163	106,968,322	3,209,050
	2009/2	100,590	134,715,353	4,041,461
	2009/3	91,524	138,616,952	4,158,509
<b>Total</b>			<b>470,005,351</b>	<b>14,100,162</b>
Anglogold Ashanti Iduaprim				
	2008/4	57,010	51,816,194	1,554,486
	2009/1	36,889	46,479,862	1,394,396
	2009/2	46,926	61,693,993	1,850,820
	2009/3	51,711	67,534,426	2,026,033
<b>Total</b>			<b>227,524,475</b>	<b>6,825,735</b>
Gold Fields (Gh) Ltd. Tarkwa				
	2008/4	139,623	140,629,919	4,218,898
	2009/1	152,149	190,207,747	5,706,233
	2009/2	164,685	223,359,677	6,700,791
	2009/3	175,080	242,199,409	7,265,983
<b>Total</b>			<b>796,396,752</b>	<b>23,891,905</b>
Abosso Goldfields Ltd. (Damang)				
	2008/4	50,465	49,280,728	1,478,422
	2009/1	52,522	65,645,326	1,969,360
	2009/2	53,401	72,804,526	2,184,136
	2009/3	51,436	71,974,959	2,159,249
<b>Total</b>			<b>259,705,539</b>	<b>7,791,167</b>
Golden Star Res. Bogosu/Prestea				
	2008/4	37,101	37,823,629	1,134,709
	2009/1	40,546	47,964,261	1,438,928
	2009/2	45,760	60,243,527	1,807,306
	2009/3	56,069	75,184,858	2,255,546
<b>Total</b>			<b>221,216,275</b>	<b>6,636,489</b>
<b>2009 PRODUCTION AND ROYALTY</b>				
Golden Star Res. Wassa				
	2008/4	45,954	43,586,228	1,307,587
	2009/1	56,409	66,948,759	2,008,463
	2009/2	48,558	70,046,659	2,101,400
	2009/3	56,973	76,760,592	2,302,818
<b>Total</b>			<b>257,342,238</b>	<b>7,720,268</b>
Chirano Gold Ltd				
	2008/4	31,535	29,830,363	894,911
	2009/1	34,233	42,013,995	1,260,420
	2009/2	43,242	62,487,627	1,874,629
	2009/3	43,669	54,407,161	1,632,215
<b>Total</b>			<b>188,739,146</b>	<b>5,662,175</b>
Newmont Ghana Ltd				
	2008/4	152,229	141,871,119	4,256,134
	2009/1	130,353	178,636,482	5,359,095
	2009/2	133,466	180,214,548	5,406,437
	2009/3	145,399	187,829,514	5,634,886
<b>Total</b>			<b>688,551,663</b>	<b>20,656,552</b>
Ghana Bauxite Co.Ltd				
	2008/4		7,835,132	235,054
	2009/1	<b>217,252(MT)</b>	5,989,766	179,693
	2009/2	<b>136,376(MT)</b>	2,830,266	84,908
	2009/3	<b>27,692(MT)</b>	2,694,799	80,844
<b>Total</b>			<b>19,349,963</b>	<b>580,499</b>
Ghana Manganese Company				
	2008/4	<b>327,407(MT)</b>	23,500,330	705,010
	2009/1	<b>131,355(MT)</b>	12,362,298	370,869
	2009/2	<b>413,129(MT)</b>	25,802,464	774,074
	2009/3	<b>280,885(MT)</b>	30,109,030	903,271
<b>Total</b>			<b>91,774,122</b>	<b>2,753,224</b>

1. Production figures quoted for bauxite and manganese are in metric tonnes

APPENDIX 5A

**DISBURSEMENTS FROM REGIONAL OFFICES OF OASL.**

YEAR: 2009

**ASHANTI REGION**

Payment from AngloGold Ashanti-Obuasi.

DATE	February Payment	June Payment	November Payment				Total
Aug-08							
Sep-08							
Oct-08	2,492,157.99						
Nov-08							
Dec-08							
Jan-09		2,691,142.94					
Feb-09			0				
Mar-09							
Apr-09							
May-09							
Jun-09							
Jul-09			4,041,461.35				
<b>Total</b>	<b>2,492,157.99</b>	<b>2,691,142.94</b>	<b>4,041,461.35</b>				
Obuasi Municipal	<b>67,587.03</b>	<b>72,983.47</b>	109,603.95	-	-	-	182,587.42
Adansi South	<b>19,289.30</b>	<b>20,829.45</b>	31,315.47	-	-	-	52,144.91
Adansi North	9,655.19	10,426.11	15,657.55	-	-	-	26,083.66
Amansie East	9,383.12	10,132.31	15,216.34	-	-	-	25,348.66
Amansie Central	17,426.99	18,818.44	28,259.03	-	-	-	47,077.47
							<b>333,242.11</b>

APPENDIX 5B-1

**DISBURSEMENTS FROM REGIONAL OFFICES OF OASL.**

YEAR: 2009

**WESTERN REGION**

TARKWA NSUAEM MUNICIPAL ASSEMBLY

GHS

DATE	GMC	GGL(TARKWA)	IDUAPRIM	TOTAL
Aug-08	568,755.60			
Sep-08				
Oct-08	323,594.51	4,605,985.61	1,427,113.09	
Nov-08				
Dec-08				
Jan-09		4,218,898.16	1,554,486.45	
Feb-09	705,010.13			
Mar-09				
Apr-09	370,869.49	5,706,233.00	1,394,396.68	
May-09				
Jun-09				
Jul-09	774,074.58	6,700,791.57	1,850,820.99	
<b>TOTAL</b>	<b>2,742,304.31</b>	<b>21,231,908.34</b>	<b>6,226,817.21</b>	<b>30,201,029.86</b>
<b>Amount due</b>	135,744.06	420,391.79	308,227.45	864,363.30



APPENDIX 5B-2  
DISBURSEMENTS TO DISTRICT ASSEMBLIES.

YEAR: 2009

WESTERN REGION  
MPOHOR WASSA EAST

DATE

GSR (WASSA) LTD

Aug-08	841,344.92
Sep-08	
Oct-08	
Nov-08	620,906.63
Dec-08	
Jan-09	1,307,587.15
Feb-09	
Mar-09	
Apr-09	2,224,343.64
May-09	2,008,463.53
Jun-09	
Jul-09	2,101,400.44
Total	<b>9,104,046.31</b>
Amount due	<b>450,650.29</b>

APPENDIX 5C  
**DISBURSEMENTS FROM REGIONAL OFFICES OF OASL.**  
 YEAR: 2009

**BRONG-AHAFO REGION**

**NEWMONT PAYMENT DUE ASUTIFI DISTRICT ASSEMBLY.**

DATE	February Payment	June Payment	November Payment	TOTAL	
Aug-08					
Sep-08					
Oct-08	4,137,616.29				
Nov-08					
Dec-08					
Jan-09		4,256,134.70			
Feb-09					
Mar-09					
Apr-09					
May-09					
Jun-09					
Jul-09			5,406,437.60		
<b>Total</b>	4137616.29	4,256,134.70	5,406,437.60		
Amount due	204,812.01	210,678.67	267,618.66	-	- 683,109.34

APPENDIX 6A

7.	<b><u>Contingency</u></b> The amount is set aside to cater for unforeseen contingencies and other emergencies that may arise in the course of the implementation of the budget.	-	GH¢12,090.72
<b>6C: <u>MINERAL ROYALTIES</u></b>			
1.	<b><u>Obuasi Municipal Assembly Scholarship Scheme</u></b> The allocation is made to pay for the school fees of students who are beneficiaries of the Scholarship Scheme.	-	GH¢30,000.00
2.	<b><u>Construction of Fence Wall at Christ the King Cath. Sec. Sch. (CKC)</u></b> The amount is required to fence the school to check encroachment into the school's land and also check unauthorized persons from entering the school. The fence wall will also check the movements of the students in and out of the school.	-	GH¢50,000.00
3.	<b><u>Construction of Fence Wall at Obuasi Secondary/Technical School</u></b> The amount is needed to fence the School to check unauthorized persons into the School and also check the movements of the students to maintain discipline in the School.	-	GH¢20,000.00
4.	<b><u>Rehabilitation of Meat Shop at Obuasi Central Market</u></b> The provision is for the rehabilitation of the Meat Shop at the Obuasi Central Market which is in a very poor state.	-	GH¢20,000.00
5.	<b><u>Contingency</u></b> The amount is set aside to cater for unforeseen contingencies and other emergencies that may arise in the course of the implementation of the budget.	-	GH¢20,000.00
<b>6D: <u>HIPC RELIEF FUND</u></b>			
1.	<b><u>Construction of 1No. 16-Seater Vault Chamber Toilet at Mampamhwe</u></b> The amount is allocated from the HIPC Relief Fund to provide toilet facility to the citizens.	-	GH¢20,000.00
2.	<b><u>Construction of 1No. 16-Seater Vault Chamber Toilet at Ntonsua</u></b> The amount is allocated from the HIPC Relief Fund to provide toilet facility to the citizens.	-	GH¢20,000.00
3.	<b><u>Construction of 1No. 16-Seater Vault Chamber Toilet at Adaase</u></b>	-	GH¢20,000.00

1159. 08 2011 10:00H: F:

FAX NO. : 2338835593

APPENDIX 6A