



HART NURSE LTD



ULAANBAATAR AUDIT
CORPORATION LLC

MONGOLIA EXTRACTIVE INDUSTRIES TRANSPARENCY INITIATIVE (MEITI)

MONGOLIA SIXTH EITI RECONCILIATION REPORT 2011



Ulaanbaatar City
November 2012



**MONGOLIA EXTRACTIVE INDUSTRIES
TRANSPARENCY INITIATIVE (MEITI)**

**MONGOLIA SIXTH EITI RECONCILIATION
REPORT 2011**

**Ulaanbaatar city
November 2012**

The Report and all appendices relating to the report are intended for the use of the National Council of the Mongolia Extractive Industries Transparency Initiative and the Multi-Stakeholder Working Group

CONTENT

Abbreviations and definitions	1
1. INTRODUCTION.....	4
1.1 Objective.....	4
1.2 Participants in the EITI Reconciliation	4
1.3 Structure of the report.....	4
1.4 Acknowledgement	5
2. EXECUTIVE SUMMARY.....	6
2.1 Introduction.....	6
2.2 Flows for 2011	6
2.3 Principal reconciliation items.....	6
2.4 Reconciliation process.....	6
2.5 Other surveys	7
2.6 Recommendations.....	7
3. THE MONGOLIAN EXTRACTIVE SECTOR.....	8
4. APPROACH.....	13
4.1 Scope of the reconciliation.....	13
4.2 Restrictions/Concept of the work	13
4.3 Covered Entities	13
4.4 Materiality	13
4.5 Reconciliation approach and methodology	13
4.6 Interrelations of the work flow for discrepancies	14
4.7 Methodology	15
4.8 EITI participation chart.....	16
4.9 Covered companies.....	18
4.10 Places of the companies' activities	18
4.11 Payments to the state budget by the companies in year 2011	19
4.12 The companies making the largest value of payments after reconciliation.....	19
4.13 Donations, supporting to state, government entities	20
4.14 Analysis on initial differences occurred due to the government figures	20
4.15 Analysis on initial differences occurred due to the companies' figures	21
5. RECONCILIATION OF FINANCIAL FLOWS	22
5.1 Aggregated financial flows reported initially	22
5.2 Aggregated financial flows reported to the MEITI Working Group on October 12, 2012.....	22
5.3. Aggregated financial flows after all adjustments.....	23
6. UNRESOLVED DIFFERENCE.....	24
6.1 Analysis on unresolved differences	24
6.1.1 Unresolved difference due to companies' figures.....	24
6.1.2 Unresolved difference due to government's figures	24
6.2 Taxes, fees and others	25
6.2.1 Economic Business Entity Income Tax /Corporate income tax/	26
6.2.2 Excise on imported fuel and oil materials	26
6.2.3 License fee for exploitation and exploration of mineral resources	26
6.2.4 Real estate tax	27
6.2.5 Tax on automobile and self moving vehicles	27
6.3 Fees.....	28
6.3.1 Reimbursement of deposit, exploration of which is carried out by the budget fund	29
6.3.2 Fee for accommodation of foreign experts and workers.....	29
6.3.3 Fee for air pollution.....	30
6.3.4 Land rent	30
6.3.5 Fee for water use.....	31
6.3.6 Social and health insurance fee of employees paid by the business entity	31
6.4 Charges, and service charges	32
6.5 Penalties	33
6.5.1 Penalties paid to the state budget	33
6.5.2 Penalties paid to the local budget.....	34
6.6 Advance to costs disbursed for environment protection	34
6.6.1 In-kind contribution at rate of 50% to environmental special account.....	35
6.7 Donations and supporting to state organizations	35
6.7.1 Monetary and non-monetary donations and supporting to ministries and agencies.....	35
6.7.2 Monetary and non-monetary donations and supporting to aimags and capital.....	36
6.7.3 Monetary and non-monetary donations and supporting to soums and districts.....	37
7. ADDITIONAL SURVEYS	38
7.1 Compliance with Order No. 45 of the Minister of Finance, Mongolia	38
7.2 Study on Implementation of International Financial Reporting Standards (IFRS) and audit	38
7.3 Management representation letter from companies.....	39
7.4 Environmental Protection and Rehabilitation Report	40

7.5 Analysis on Implementation of Mining Activity Plan	42
7.6 Movement in Mining and Exploration License holdings	45
7.7 Companies that hold most exploration and mining licenses	45
7.8 Survey on Agreement implementation	46
7.9 Quality of Information provided for the purpose of the report	46
7.10 Participation of Government and Companies	47
7.11 Donations and support provided to Governmental Organizations	49
7.12 Study on difference in reconciliation report	54
7.13 Study on taxes, payment, charges, fees and donation paid locally by each aimag	54
8. ISSUES AND RECOMMENDATIONS	54
8.1 EITI Technical recommendations for the reconciliation	56
8.1.1 Causes of initial difference	56
8.1.2 Omission of receipts/payments	57
8.1.3 on selecting companies for reconciliation report.....	58
8.1.4 Unresolved differences due to unclear reporting responsibility	58
8.1.5 Unresolved difference due to exchange rate issue.....	58
8.1.7 Line items of EITI report template - focusing the reconciliation report on material payments.....	58
8.1.8 Adherence of policy and procedures to record donations and aids	59
8.1.9 Errors in MRAM license data	59
8.1.10 Including contractors within the scope of the reconciliation	59
8.2 Recommendations to improve the administration of the reconciliation	60
8.2.1 Necessity to mainstream EITI reporting.....	60
8.2.2 Lack of Company commitment to EITI reporting	60
8.2.3 Complaints made by companies	61
8.2.4 Timing of reconciliation work	61
8.2.5 Inaccurate preparation of information by companies	61
8.2.6 Recognition of excellence in EITI participation	61
8.2.7 On modernizing the EITI report publication procedure	61
8.2.8 Improving the accuracy of information at MRAM.....	61
8.3 Other observations on the activity of the extractive sector.....	62
8.3.1 On improving the legal framework for restoration works.....	62
8.3.2 On improving financial responsibility of mining accounting.....	62
8.3.3 Protecting natural environment, and improving the restoration works	62
8.3.4 Regarding the environment protection and rehabilitation	62
8.3.5 Amending contracts made with local administrations	63
Appendix A. Adjustments resulting from the reconciliation exercise (1)–by financial flow	64
Appendix B. List of covered companies	87
Appendix C (a). Unresolved differences-(as per ministry, company and financial flow).....	90
Appendix C (b). Notes of unresolved differences-(as per company and financial flow)	92
Appendix D. Aggregated initial differences (as per government entities, companies and financial flows)	107
Appendix E (a). Information of Ministries and Agencies	122
Appendix E (b). Information of Ministries, Agencies and Government organizations.....	123
Appendix F. Information of Local administrations	125
Appendix G. Information of companies	126
Appendix H (a). Implementation of decree №45 of Minister of Finance- Government organizations	137
Appendix H (b).Implementation of decree №45 of Minister of Finance- <i>Local administrations</i>	137
Appendix I. Application of International Financial Reporting Standards (IFRS)	142
Appendix J. Letter of response from company.....	150
Appendix K (a). Nature environment and remedation information	153
Appendix K (b). In kind contribution to Environmental protection special account.....	156
Appendix L. Analysis on Implementation of Mining Activity Plan	160
Appendix M (a). Movement in Mining and Exploration License holdings	167
Appendix M (b). List of exploitation of mining and exploration license holders, by 2012.01.02	175
Appendix N. Survey for contracts concluded with local organizations	191
Appendix O. Assessment of involved Government organizations.....	195
Appendix P. Assessment of involved local administrations	195
Appendix Q. Assessment of involved companies	196
Appendix R. Summary of donation and support provided by companies to Government organizations	202
Appendix S. Donation and support-(Aimag, Capital city, soum, district)	229
Appendix T. Information sources – Government organizations	354
Appendix U. List of laws, regulations and guidance implemented in environment sector of Mongolia.....	355

Abbreviation and definitions

ATA	Auto Transportation Authority
BA	Border army
BGD	Bayangol district
BPGB	Border Protection General Board
Business economic entity income tax /CIT/	Business economic entity income tax per Mongolian law term, or Corporate income tax
BZD	Bayanzurkh district
CGM	Cabinet office of the Government of Mongolia
CHD	Chingeltei district
CS	Civil Society
CHR	Republic of China
CPD	Criminal Police Department
CRK	Civil Representative Khural
PSA	Product Sharing Agreement
PWYP	Publish what you pay
DRCSBO	Department of Revenue control, State budget Office
ED	Environmental Department
EITI	Extractive Industries Transparency Initiative
ERD	Environmental Resource Department
ERP	Environment restoration pledge
ERF	Environmental Resource Fund
FCAA	Foreign Citizenship Affairs Agency
FED	Finance and Economic Department
FEMR	Fee for Exploitation of mineral resources (royalty fee)
FEPR	Finance and Economic Policy Regulation Authority
GAM	Geologist's Association of Mongolia
GMCDMRA	Geological and mining cadastral department of Mineral Resources
GO	Governor's Office (Aimag, Capital, Soum, District)
GOM	Government of Mongolia
GPA	General Policy Authority
IAM	Implementing Agency of Government of Mongolia
IFAC	International Federation of Accountants
IFRS	International Financial Reporting Standards
ISA	International Standards on Auditing
JSC	Joint Stock Company
LG	Local government
LPE	Local property entity
LLC	Limited Liability Company
LSWA	Labour and Social Welfare Agency
LRCG	Land Regulation, construction and geodesy department
MASD	Medical Authority of Songino Khaikhan district
MCO	Mongolian Customs Office
MEITI	Mongolia Extractive Industries Transparency Initiative
MFA	Ministry for Foreign Affairs
MM	Ministry for Mining
MMRE	Ministry of Mineral Resources and Energy
MNCCI	Mongolian National Chamber for Commerce and Industry
MEGD	Ministry of Environment and Green Development
MNMA	Mongolian National Mining Association
MNPRT	Mongolian National Public Radio and Television
MNT	Mongolia national currency called "togrog"
MOF	Ministry of Finance Mongolia
MONICPA	Mongolian Institute of Certified Public Accountants
MRAM	Mineral Resources Authority of Mongolia
MSDMRA	Mining survey department of Mineral Resources Authority
MTA	Mongolian Tax Authority

NC	National Council
NFCM	The National Forensic Centre of Mongolia
NCSM	National Centre for Standard and Measurement
NEA	Nuclear Energy Agency
NEMAM	National Emergency Management Agency of Mongolia
NGO	Non-Government organization
NSOM	National Statistical Office of Mongolia
OTR	Office of Transport Regulation
PAM	Petroleum Authority of Mongolia
PCSC	Physical culture and Sport's Committee
PD	Office of the President
PIT	Personal Income Tax
RCMC	Research Centre on Maternal and Children
RET	Real Estate tax
RF	Russian Federation
SBD	Sukhbaatar district
SKhD	SonginoKhairkhan district
SPC	State Property Committee
SPIA	State professional inspection agency
SSIGO	State General Office for Social Insurance
TASMV	Tax on automobile and self moving vehicles
WT	Windfall tax
USA	United States America
USD	United States dollar
VAT	Value added tax
VEA	Vocational Education Authority
WG	Working group (MEITI)
SOE	State owned Entities, including Industrial factories

Hart Nurse Ltd
Chartered Accountants
89 High Street
Thame, Oxfordshire
OX9 3EH England

Tel: ++ 44 1844 218836

www.hart-nurse.co.uk

Ulaanbaatar Audit Corporation LLC
4th Floor, "Margad Centre" Building,
5th Khoroo, Chingeltei district,
Ikh toiruu, Ulaanbaatar city,
Mongolia

Tel: 976-11-321844, 329430, 70110744

Fax: 976-11-321844

Website: www.ulaanbaatar-audit.mn

Multi-Stakeholder Working Group of the
Mongolia Extractive Industries Transparency Initiative
c/o Mongolia EITI Secretariat
Suite №306, Tuushin Company Building,
Amar's Street, Sukhbaatar district
Ulaanbaatar, Mongolia

28 November 2012

Hart Nurse Ltd and Ulaanbaatar Audit Corporation were appointed by the Mongolia Extractive Industries Transparency Initiative Secretariat to undertake the Sixth EITI Reconciliation for Mongolia, for 2011 and to prepare a Report on this Reconciliation ("Engagement") and conducted the contract.

The Engagement was undertaken in accordance with the International Standards on Related Services Applicable to Agreed-upon Procedures Engagements (ISRS4400) published by the International Auditing and Assurance Standards Board. The procedures performed were those set out in the Terms of Reference except where stated otherwise in this report including its appendices.

We report our findings in the accompanying report including its appendices. Because the procedures were not designed to constitute an audit or review made in accordance with International Standards on Auditing or International Standards on Review Engagements, we do not express any assurance on the transactions beyond the explicit statements set out in this report. Had we performed additional procedures, other matters might have come to our attention that would have been reported to you.

Our report is for the purpose of informing the Multi-Stakeholder Working Group and National Council on the matters set out in the terms of reference.

This report relates only to the subject matter specifically set out herein and does not extend to any financial statements of any entity taken as a whole.

Hart Nurse Ltd
Chartered Accountants

Ulaanbaatar Audit Corporation LLC

1. INTRODUCTION

This is the report on the Mongolia Sixth EITI Reconciliation for the year 2011.

Mongolia was designated as an EITI compliant country by the EITI Board on 19 October 2010.

Our report is for the purpose of informing the Multi-Stakeholder Working Group and National Council on the matters set out in the terms of reference.

The report comprises:

- Part I – Report together with main appendices
- Part II – Appendices (Adjustment tables and disclosures of 200 companies)
- Part II – Appendices (Others appendices related to the report)

The Part I, Report together with main appendices, is produced in hard copy and the Part II and Part III is available in CD and enclosed in Part I.

1.1 Objective

The objective of the Engagement is to ensure, in compliance with the EITI Rules (2011), the transparency and credibility of the payments and receipts between government and companies in the mining and oil sectors in Mongolia. To this end, the Engagement entails an analysis and reconciliation of material payments and receipts in the fiscal year 2011 in the mining and oil sectors together with additional reporting on specified aspects of performance of the extractive sector.

1.2 Participants in the EITI Reconciliation

1.2.1 Government

Templates for information from central government departments were provided by the Ministry of Finance. The central government departments participating in the Sixth EITI reconciliation were:-

- Ministry of Finance
- Tax Authority
- Ministry of Environment and Green Development (formerly, of Tourism)
- Mineral Resources Authority
- Petroleum Authority
- Customs Office
- Labour and Social Welfare Service Agency
- State Professional Inspection Agency
- General Authority for Social Insurance
- Mongolian Nuclear Energy Authority and
- State Property Committee.

During the reconciliation, official letters were sent to these entities requesting to clarify reasons for initial differences. The letter specified that reply information must be received within 5 working days. Appendix E a,b shows reply cases, and information of officials those cooperated and contacted with us during the reconciliation.

In addition, official letters were sent to governors of the capital, aimags, districts and soums, and these have provided information. A full list of the Covered Entities is included at Appendix F.

1.2.2 Companies

200 companies, identified by the Ministry of Finance as having made covered payments in excess of 40 million MNT were included in the reconciliation.

A full list of the Covered Companies is included at Appendix B, and the companies' information is included at Appendix G.

1.3 Structure of the report

The report contains:-

- a. An Executive Summary
- b. A brief overview of the extractive sector in Mongolia
- c. Our approach to undertaking the Engagement
- d. An aggregation of the financial and in-kind benefit flows (payments and receipts) :
 - i. reported initially to the MEITI Secretariat
 - ii. After reconciliation of the initial differences, to the extent this was possible based upon the information and explanations provided by Covered Entities

- e. Unresolved differences, with information about the type of receipt/payment involved and the Covered Entities whose reported figures remain un-reconciled.
- f. A summary of issues arising noticed during the Engagement
- g. Recommendations for improvements in transparency and EITI processes and
- h. Full details of initial differences, adjustments made and unresolved differences, analysed by company and by type of financial flow, are contained in Appendices, together with other supporting information.

1.4 Acknowledgement

The Consultants would like to express sincere thanks to team of the MEITI Secretariat, led by Mr. Tsolmon Sh, for supporting and assisting us with organisation of meetings with major officials from the government and its various organizations and agencies, as well as with mining companies; and for sending and receiving official confirmation letters to/from these parties.

2. EXECUTIVE SUMMARY

2.1 Introduction

Mongolia Sixth EITI Reconciliation Report has been satisfactorily completed starting from 6 August 2012 to 12 November 2012. During the reconciliation, two presentations were made to the Working Group.

2.2 Flows for 2011

The aggregate financial and non-financial flows to Government, as reported by Government and confirmed through reconciliation, together with initial differences that aggregated to 2,150,734 million MNT, are set out in the following table. During the reconciliation, 330.2 billion MNT of added adjustment was made on the government's figure and 807.6 billion MNT on the companies' figures, as reconciliation revealed corrections that were required to template data reported by government and by companies.

(in million MNT)

	Financial flows	Initial reconciliation		Initial difference	Adjustment		After adjustment		Unresolved difference	
		Government	Companies		Government	Companies	Government	Companies		
1	Taxes, fees, charges and dividends to state organizations	1,757,684	1,260,098	497,586	298,423	795,859	2,056,106	2,055,957	150	
1.1	Taxes, fees	1,501,661	970,963	530,698	(168,719)	361,935	1,332,942	1,332,897	45	
1.2	Charges, and service charges	35,163	19,961	15,202	1,809	17,135	36,972	37,096	(124)	
1.3	Social and health insurance fee	64,030	51,917	12,113	1,982	13,926	66,012	65,842	170	
1.4	Charges, service charges	31,868	22,525	9,343	1,264	10,561	33,132	33,086	46	
1.5	Dividends to state property	45,144	45,102	42	0	42	45,144	45,144	-	
1.6	Government receipts, others	78,352	23,761	54,591	461,469	516,060	539,821	539,821	-	
1.7	Penalties	1,466	125,870	(124,404)	618	(123,799)	2,085	2,071	14	
2	Taxes, fees, charges and dividends to locals	56,043	56,590	(547)	10,521	10,056	66,564	66,646	(82)	
2.1	Taxes	4,712	26,452	(21,740)	138	(21,588)	4,850	4,864	(14)	
2.2	Fees	16,306	27,396	(11,089)	9,866	(1,177)	26,172	26,219	(47)	
2.3	Charges, and service charges	49	356	(307)	398	106	448	463	(15)	
2.4	Dividends to local property	34,917	2,116	32,802	2	32,804	34,919	34,919	-	
2.5	Penalties	58	270	(212)	117	(88)	176	182	(7)	
3	Other fees and expenditures	6,747	26,232	(19,485)	21,317	1,973	28,064	28,206	(142)	
3.1	Advance to cost of environment protection	999	1,679	(680)	257	(419)	1,256	1,261	(4)	
3.2	Donations, supporting to state organizations	5,748	24,553	(18,805)	21,059	2,392	26,807	26,945	(138)	
3.2.1	Donations, supporting to state organizations	Monetary	5,266	15,032	(9,766)	15,187	5,517	20,453	20,549	(96)
3.2.2		Non-monetary	482	9,521	(9,039)	5,873	(3,125)	6,355	6,396	(42)
	Total	1,820,474	1,342,920	477,553	330,261	807,888	2,150,734	2,150,809	(75)	

2.3 Principal reconciliation items

The value of changes arose principally from the following main types of issues:

- Article 3.2.4 of Law of Mongolia on "Human Development Fund" stipulates that "...certain part of prepayment and/or loan received in use of mineral ores which are strategically significant would be source of this fund". According to this law the Human Development Fund of Mongolia has received 125.4 billion MNT from Oyu tolgoi LLC, and 336.1 billion MNT from "Erdenes tavan tolgoi" LLC. A difference occurred since the government did not report these prepayments in its EITI report.
- Oyu-Tolgoi LLC reported USD100 million (MNT125.4 billion) classifying as a penalty. "Erdenes tavan tolgoi" JSC misreported 336.1 billion MNT, which was paid to the government, of prepayments in its initial report. Therefore, these amounts were adjusted being added into this reconciliation report with consideration of that they were payments to the government as indicated in the EITI's regulation.
- Many discrepancies were caused by incorrect completion of reporting forms by government organizations and companies.
- For Taxes, Government reported PIT of 4.2 million MNT, and company reported PIT of 22,300 million MNT. Discrepancy was 22.296 million MNT because both parties reflected personal income tax which is not financial flow to be reflected in EITI reports.
- Further initial discrepancy was caused by Government failure to report benefits streams received by local government.
- 18 companies uninvolved in Government report and 58 companies failed to submit their report to EITI were included in the list of 200 companies, which were selected for reconciliation. This influenced materially to initial difference. During the reconciliation, we resolved significant initial difference through contacting relevant government organizations and companies failed to submit EITI report and requesting them to prepare EITI report and to provide detailed information.

2.4 Reconciliation process

The process of reconciliation was arduous for reasons that included the following:

- The Working Group and MOF decided on a list of 200 companies under negotiation.

The list includes companies whose licenses had been transferred to other companies, and suspended: Sinchi Oil LLC (fuel Distribution Company) and Eermel LLC (garment company). On the other hand, it did

not include companies such as Bayarconstruction LLC, DBTX LLC, Nikuairo LLC, Richfluirit LLC, and Selengeminerals LLC that hold more than 10 licenses each but were not included on the list. However, they each made payments ranging from 98 million to 130 million MNT.

The process by which the Working Group settled the list of companies is unclear. The National Council decided that companies made payments exceeding 40 million MNT should be included in the reconciliation. We understand the Tax Authority produced a list of 518 such companies. Only 200 companies have been selected for reconciliation.

2.5 Other surveys

- 1 The reconciliations suggest that Order No.45 of Minister of Finance, Mongolia, of 2010 is not implemented. (See Paragraph 7.1 of this report and Appendix H a,b)
- 2 The study of the implementation of International Financial Reporting Standards (IFRS) amongst reporting companies indicated that only 12.5% of companies apply all international financial reporting standards. (See Paragraph 7.2 of this report and Appendix I).
- 3 74.5 percent or 149 of companies which covered in the Reconciliation provided a "Management representation letter". (See Paragraph 7.3 and Appendix J).
- 4 Environmental Protection and Remediation Reports were submitted by only 83 companies. Only 6 companies undertook protection measures and these on average exceeded the planned activity. (See Paragraph 7.4 of this report and Appendix K a,b)
- 5 A survey of the implementation of mining activity plans was responded to by only 128 companies. These indicated that plans had on average been partially implemented. (See Paragraph 7.5 of this report and Appendix L)
- 6 Data was collected on Mining licenses and Exploration licenses in issue. At the end of 2011, there were 398 mining license and 545 exploration licenses held by 187 companies which covered in the Reconciliation. 13 companies operate oil activity. (See Paragraph 7.6 of this report and Appendix M a,b)
- 7 10 companies of the biggest 20 companies which hold more licenses than rest of the 200 companies involved in the reconciliation are foreign invested companies. (See Paragraph 7.6 of this report and Appendix M a,b)
- 8 Out of covered 200 companies, only 21 equal to 10% conducted contracts with locals. (See Paragraph 7.8 of this report and Appendix N)
- 9 Preparation of information by the companies are fragile in quality, and approaches to preparation of the reports is weak, just like for only for named for submitted the EITI report. (See Paragraph 7.9 of this report)
- 10 In determining and making adjustment, we clarified and received information from related ministries, agencies, state and local organizations. (See Appendix T).

2.6 Recommendations

We have noted issues that arose in the course of the reconciliation and have made recommendations for each. As follow:

We observe that a number of recommendations made in previous years had not been implemented.

We have classified our recommendations as to:

- Technical recommendations regarding the reconciliation (8.1)
- Recommendations to improve the administration of the reconciliation (8.2)
- Observations on the extractive sector (8.3)

Regarding the reconciliation, it is notable that the initial difference (arising from the first comparison between government reports and company reports) has not changed much over the past six years whereas an improvement should have been expected, due to government and companies learning from past mistakes. We have drawn attention to the reasons underlying the initial difference and suggested how they can be addressed.(Recommendation 8.1.1)

Government does not include any local payments on its initial report. There seems to be no suitable system for collecting reports from Aimags and Soums and aggregating them centrally: a system is required. (Recommendation 8.1.1)

Transactions that are large unusual are not being captured, due to the design of the reporting template. For example, the advance payments under the Oyu Tolgoi investment agreement. There is no suitable nomenclature on the reporting form. EITI Requirements 9(a) applies. Consideration should be given to allowing a catch-all line to the template, as the nature of such transactions cannot always be foreseen. (Paragraph 8.1.2)

We recommend that the reconciliation should be refocused on the most material payments. The National Council decided in 2010 that every transaction over 10,000 MNT (US\$ 7) should be reconciled. This has resulted in large numbers of small payments being included without apparently adding much value or usefulness to the overall view shown by eventual gross income or the understanding of the reconciliation differences. We suggest that the National

Council reconsider and raise this limit. Taking into account the sensitivity of certain items, such as Donations, limits might be set at different levels for different line items.

Two companies are on the list of companies to be reconciled which however informed us that they do not have any extractive license. They told us that they had transferred their license before 2011. If correct, this raises a question as to how they came to be included on the list, which, we understood, was based on the MRAM database of license holders. It points to a need to check the accuracy of the MRAM database and the procedure for registering the license transfers. (Paragraph 8.1.9)

For 2012, we are aware that a decision has been taken to include contractors within the scope of reporting. If this is to operate smoothly, the Working Group will need to give attention to a number of practical issues that we have itemised. (Paragraph 8.1.4 and 8.1.10)

The recording of donations by government is an area of difficulty. A better procedure is required for companies and government to agree on the value to be attributed to donations in kind. There seems to be a widespread failure of government to record monetary donations, which is a violation of Ministerial Order No 45 of 2010.(Paragraph 8.1.8)

The most disturbing cause of initial differences, and indeed of remaining unresolved differences, is a lack of commitment from some companies and from government to accurately and completely reporting relevant transactions. It was noticeable this year that government officials were distracted by the ongoing election process and company personnel were occupied with field exploration and mining activities during the months when the reconciliation was being undertaken. From government, we were, for example, presented with large quantities of unsorted data instead of proper responses to our enquiries.

It is clear that the systems for preparing EITI reports are not in place in either government or in many companies – the process has not been mainstreamed. The lack of systems means that a special exercise is required each year to extract data from systems that were designed for a different purpose. This is not only hard work but is also means that the quality of the reports is highly dependent on the individual personnel who do this work, and controls that should be routinely exercised over the accuracy of the data are largely missing.

There is company disquiet at the amount of information that is being requested (which is related to the low threshold for transactions to be included) and the amount of work required to locate documentation we required (again, relating in many instances to low monetary values) in respect of transactions that have to be verified because the government has omitted them from its reports. Company officials raised, perhaps rhetorically, the nevertheless important question of the purpose of the work. The fact that an annual national EITI report, that has absorbed so much collective effort in preparation, does not appear to lead to anything is an important strategic issue for the National Council: it is necessary to revisit the original reason for embarking on EITI and take the EITI process forward positively in the interests of the people of Mongolia.

3. THE MONGOLIAN EXTRACTIVE SECTOR

Mongolia has rich natural resources and the country's gold and copper reserves are believed to be among the largest in the world. The estimated value of total reserves in Mongolia is US\$1.3 trillion, including 1,170 mineral deposits and 7,654 occurrences that have been identified to date. These occurrences include over 60 types of minerals, primarily including copper, gold, coal, molybdenum, iron ore, uranium, tin, tungsten, silver, zinc and fluorspar

The following changes are occurred in the extractive sector compared with previous year:

- Coal extraction (increased by 22.6%),
- Extraction of oil and gas (increased by 16.8%),
- Extraction of metallic ore (increased by 4.1%),
- Other mineral extraction (reduced by -14%),

Processing industry sector:

- Ferrous industry (reduced by -9.2%),
- Coke, actinogen fuel production (increased by 34.1%).

Main mineral production in years 2009-2011 was as follows:

Commodity	Metrics	2009	2010	2011
Coal	Thousand ton	14 442.1	25 161.9	32 029.7
Oil	Thousand barrel	1 870.0	2 181.4	2 548.9
Copper concentrate at 35%	Thousand ton	370.9	357.1	347.4
Molybdenum concentrate at 47%	Ton	5 125.0	4 677.1	4 163.1

Commodity	Metrics	2009	2010	2011
Gold	kg	9 803.3	6 037.1	5 702.6
Fluoride	Thousand ton	628.3	727.0	658.7
Fluoride concentrate	Thousand ton	115.3	140.7	116.4
Iron ore	Thousand ton	1 379.0	3 203.2	5 678.3
Zinc concentrate	Thousand ton	141.5	112.6	104.7
Tungsten concentrate	Thousand cubic meter	38.6	19.9	12.6
Salt	Ton	5.0	-	-

Information source: National Statistical Office of Mongolia

Volume of export for years 2009-2011 was as follows:

Commodity	Metrics	2009		2010		2011	
		Quantity	Amount	Quantity	Amount	Quantity	Amount
Gold	Ton	11	308,473	5	178,339	3	113,047
Copper concentrate	Thousand ton	587	501,924	569	770,594	573	963,596
Molybdenum ore and concentrate	Thousand ton	7	50,309	5	51,989	4	46,394
Fluoride ore and concentrate	Thousand ton	314	48,224	406	68,825	404	94,877
Melted copper and fluoride	Ton	2,321	11,850	2,800	20,357	2,361	21,028
Iron ore	Thousand ton	1,598	88,770	3,564	253,825	5,753	437,328
Coal	Thousand ton	7,113	306,301	16,726	881,998	21,106	2,250,046
Unproduced oil	Thousand barrel	1,939	115,633	2,071	154,386	2,541	252,192
Zinc ore and concentrate	Thousand ton	151	122,494	120	134,135	121	142,678
			1,553,977		2,514,449		4,321,186

Information source: Ministry of Mineral Resources and Energy

In future years, such data would be more useful if the government could provide the quantities for specific grades of ore, the percentage of concentration or the contained percentage of refined product. The present data are difficult to interpret.

Coal

Mongolia extracted 30.9 million tons of coal in 2011, of those 21.2 million tones was exported. Coal export represented 40 percent of total export. Total export reached USD4.8 billion.

Information of coal export of the companies such as Erdenes Tavantolgoi JSC, Energy Resource LLC, Tavantolgoi JSC (51 percent of its shares are Local Property) operated in Tavan Tolgoi Coal Deposit located in Tsogtsetsii soum of Umnugovi aimag, and Mongolyn Alt (MAC) LLC, Chinkhua-MAC-Naryn Sukhait LLC and Southgobi Sands LLC operated in Gurvantes soum is illustrated below:

Coal export information		(In thousand tons)			
№	Company	Volume of export			Increase compared with previous year
		2009	2010	2011	
1	Energy Resource LLC	1,400.0	4,100.0	4,633.9	533.9
2	Tavan Tolgoi JSC	2,800.0	4,000.0	6,064.7	2,064.7
3	Erdenes Tavan Tolgoi JSC			280.8	280.8
4	Mongolian Alt MAC LLC	1,371.9	5,200.0	5,285.0	85.0
5	Chinkhua MAC Naryn Sukhait LLC	740.9	1,820.0	1,775.6	(44.4)
6	South Gobi Sands LLC	1,327.4	2,500.0	3,088.4	588.4
	Total	7,640.2	17,620.0	21,128.4	3,508.4

Information source: Mineral Resource Authority of Mongolia

Copper

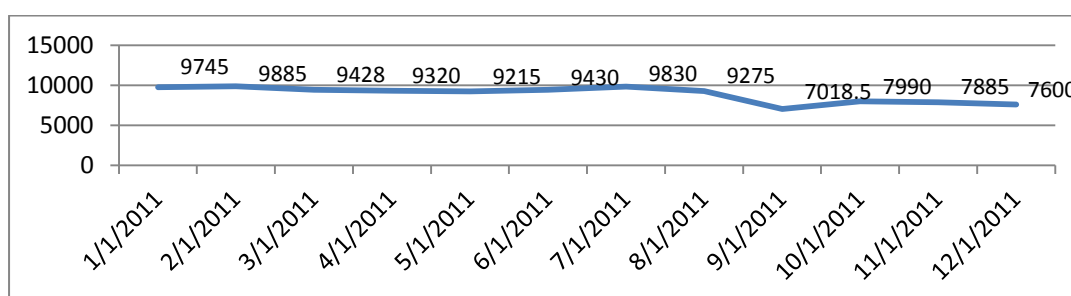
Erdenet Mining Corporation (EMC) runs the largest Mongolian copper mine in production. The deposit is among the world's 10 largest copper-molybdenum porphyry mineralisation areas and in 2010 it alone accounted for about 12% of GDP and all copper ore and concentrate production.

Oyu Tolgoi is the largest undeveloped copper and gold deposit in the world, with deposits three times greater than EMC. Oyu Tolgoi is a Joint Venture of Government of Mongolia, Ivanhoe Mines LLC and Rio Tinto Group. Rio Tinto has led this project since October 2010 and the company owns 48.5% of total shares of Ivanhoe Mines LLC.

In 2011, average price fluctuation for 1 tone copper was USD 8885.1 because of economic stability and it was more by USD 2902.0 than the expected price; average price for 1 ounce gold was USD 1573.18; this allowed depositing revenue which exceeded budget stability in accordance with Mongolian Law on Budget Stability

In 2011 MNT 241.0 billion was paid to Budget Stability Fund; of those 81.5 percent was paid by Mongolian and Russian Joint Erdenet Mining Corporation LLC that exports copper concentration.

Copper price diagram for year 2011 at the London Exchange as follows:

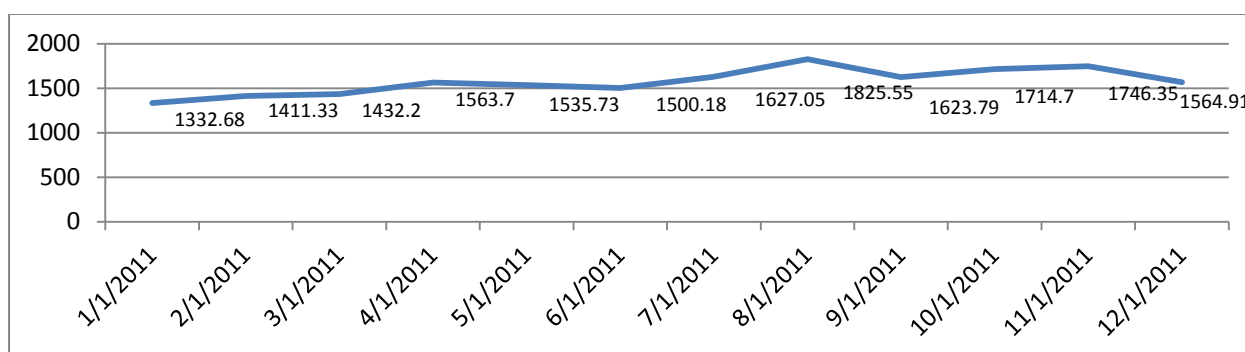


Gold

Mongolia extracted gold about 9.8 tones, 6 tones and 5.7 tons in 2009, 2010 and 2011 respectively. Mongolian gold extraction represented 0.2% of total world gold extraction. This represented 0.6% in 2008 and 0.4% in 2009.

As of January 1, 2011, Mongolian mineral resource reserve record registered 540 gold placers with reserve of 205.25 tones and 50 gold deposits with reserve of 1278.2 tones.

Gold price diagram for year 2011 at the London Exchange as follows:



As per forecasting, the gold production would increase when Oyu Tolgoi starts its activity and exploits 544,000 ton of copper, 650,000 ounce of gold and 3 million ounce of silver yearly.

Oil

Mongolian oil mining activity is carried out in compliance with Product Sharing Agreement approved by Government of Mongolia.

Main principle of the Product Sharing Agreement is that contractors should provide full investment required for oil exploration activity and be responsible for its all risk. When they extract oil, they should pay royalty fee to Government of Mongolia.

Remaining up to 40 percent of oil should be used for covering expenses incurred during exploration and mining; oil remained of this should be shared with Government of Mongolia depending on volume of daily extraction under Product Sharing Agreement.

Totally, 28 oil exploration areas were discovered in Mongolia:

- 22 oil exploration areas for 1990-1992,
- 2 oil exploration areas were discovered in 2001
- 1 coal methane gas exploration area was discovered in 2005
- 3 oil exploration areas were discovered in 2007.

Tukhum LLC's exploration area X was divided into section as north and south; Production sharing contract 1997 was concluded in some area of Tsagaan els XIII and Zuunbayan XIV and it become 30th exploration area. 14 contractors conduct oil operations in 18 oil exploration fields under Production sharing contract.

Uranium

There are large uranium deposits in Mongolia, with estimates of reserves being between 30 and 62 thousand tons. At present, Mongolia does not export any uranium.

Khan Resources LLC had two exploration licenses for uranium mines in the Dornod aimag of Mongolia. The main deposit produced sporadically from 1988 to 1995. However, since 1995, no further mining has occurred in the area.

The Dornod uranium deposits are included in the list of the fifteen national 'strategic deposits', the implications of that are outlined below.

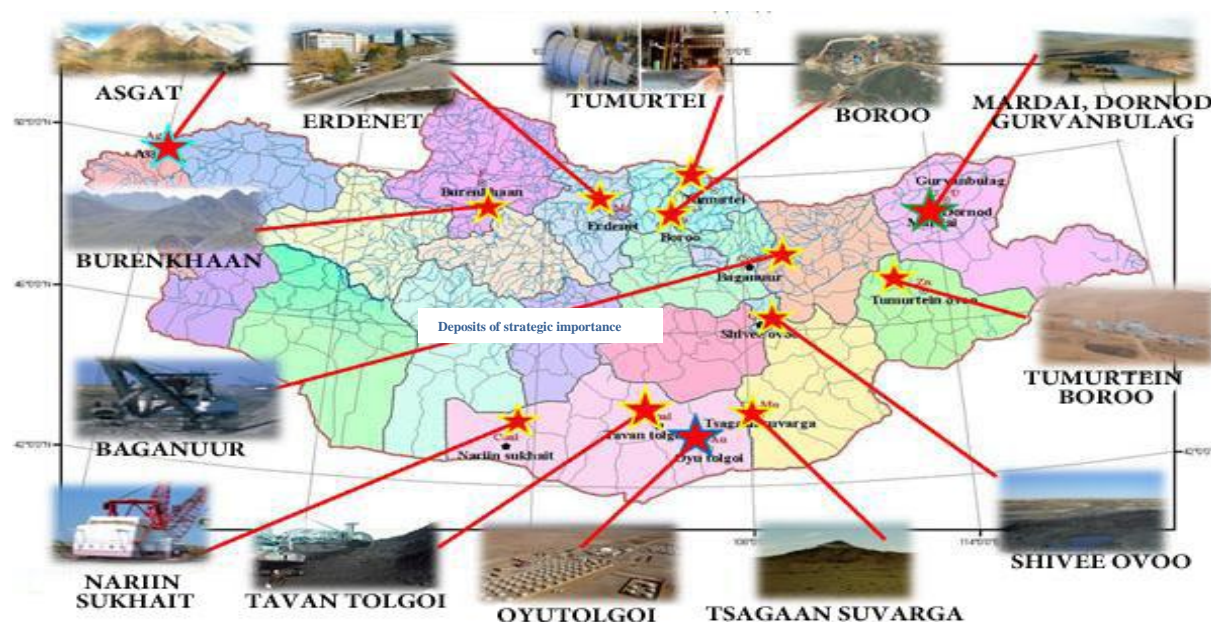
Strategic Importance

According to the Minerals Law (2006), a deposit is considered to be strategically important, if it:

- Influences Mongolia's national security, economic and social development
- Contains minerals that have strong international demand
- Yields annual revenues exceeding 5% of GDP

If a deposit is identified as strategically important, the government may acquire 34% of ownership rights from the license holder, if the exploration work has been financed purely with private funds, and up to 50% of ownership rights, or if the exploration work has been financed partially with state funds.

Deposits of Strategic Importance



Source: Mineral Resource Authority of Mongolia

List of Strategically Important Mineral Deposits:

Deposit Name	Mineral Type	Reserves (1000 tons)	Composition
Nariin Sukhait	Fossil Coal	126,000	-
Baganuur	Brown Coal	600,000	-
Erdenet	Copper, Molybdenum	1,200,000	0.51% Cu and 0.012 Mo
Gurvan Bulag	Uranium	0.0161	-
Oyu Tolgoi	Copper, Gold	26,300 (Cu) 0.019 (Ag)	-
Tavan Tolgoi	Fossil Coal	6,400,000	-
Shivee Ovoo	Brown Coal	646,000	-
Mardai	Uranium	0.0011	-
Mornod	Uranium	0.0289	-
Tomortei	Iron	229,000	51.15 Fe
Tsagaan Suvarga	Copper, Molybdenum	10,600	0.42% Cu and 0.011 Mo
Burenkhaan	Phosphor	192,000	21.1 Phosphor
Tumurtein Ovoo	Zinc	7,700	11.5% Zn
Asgat	Silver	6,400	351.08g/ton Ag
Boroo	Gold	0.025	1.6g/ton Au

Source: Mineral Resources Authority of Mongolia

4. APPROACH

4.1 Scope of the reconciliation

Hart Nurse Ltd and Ulaanbaatar Audit Corporation LLC (“the Consultants”) were required to undertake the work set out in the Terms of Reference for the Engagement.

4.2 Restrictions/Concept of the work

Unless noted in our report, the reconciliation has been carried out on a cash accounting basis, with both monetary and in-kind payments taken into account.

In conducting our work, we have relied upon the completed reporting templates, information and explanations obtained from Covered Entities. No representation is made as to the accuracy or completeness of such information which was provided by government and companies.

If there are material receipts and payments omitted from the reporting templates of both paying and receiving entities, our work would not have been sufficient to detect them. Any such receipts or payments which were omitted would not therefore be included in our report unless they came to our attention through other means.

This report is prepared both in English and Mongolian language. If there should be any differences or contradictions between the English version and the Mongolian version, the English version will prevail.

Our report incorporates information received up to 12 November 2012. Any information received after this date might not, therefore, have been included in our report.

4.3 Covered Entities

A. Companies

For the 2011 reconciliation, 301 companies submitted their report to MEITI.

The MOF issued a report for 2011 covering 518 companies, showing receipts by the government from these companies under the headings used in the templates approved by the MSWG for use in the 2011 EITI reconciliation.

In accordance with the EITI Rules (Requirement 18(b)(ii)), the EITI reconciliation report should include all licensed or registered companies involved in the extractive sector exploration and production, noting which companies participated in the EITI Reporting process.

Government maintains different lists for different purposes; in particular, there is a list of companies holding licenses that is maintained by the MRAM and there is a separate list of companies maintained by the Ministry of Finance for taxation purposes. These lists are not identical, as they were prepared for different purposes, and the MOF list is used for the purpose of determining which companies should be reconciled. The MEITI secretariat is undertaking a review to determine more accurately the differences between the lists and to determine whether additional companies should participate in the reconciliation in future years.

B. Government covered entities

The Government Departments, Aimags, Soums and other government agencies/organisations are the “Government Entities”.

4.4 Materiality

The National Council has defined the material flows that should be reported by companies as follows:

As per resolution of 7th National Council Meeting of MEITI of 24 June 2010, the reconciliation is required to cover all taxes, payments, fees, charges and other payments which are more than MNT 10,000. This is equivalent to about US\$ 7. Consequently, a large number of low value transactions are included in this report.

As per resolution of National Council Meeting of MEITI of 8 May 2012, 200 companies were selected to be covered under the reconciliation of year 2011. These companies’ reported payments to the government in excess of 40 million MNT for 2011 and these are the “Covered Companies”.

The WG has issued no guidance on materiality in respect of discrepancies between reported payments and receipts.

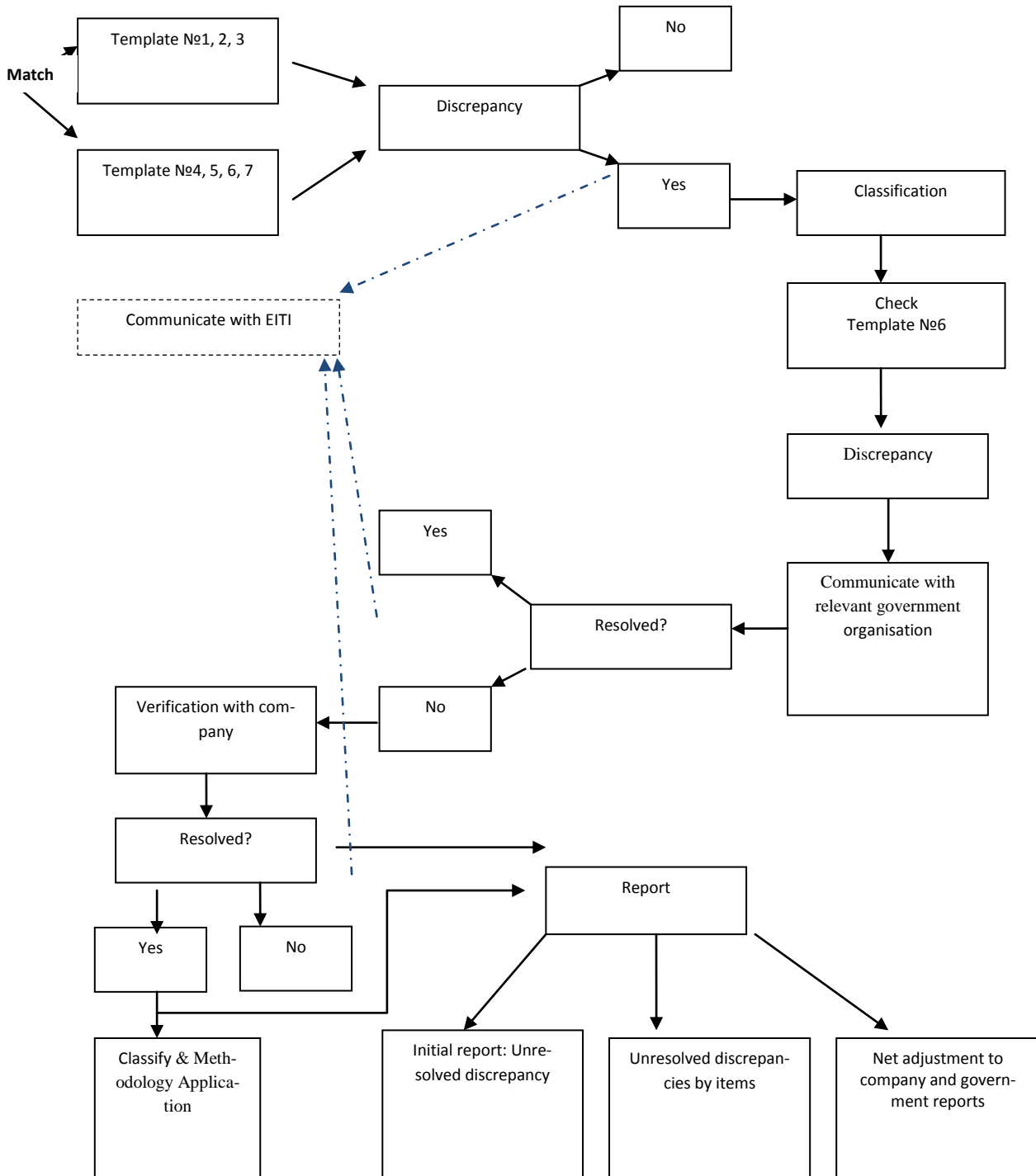
4.5 Reconciliation approach and methodology

The approach we have adopted for the reconciliation is summarised below:

- Gained a thorough understanding of the EITI procedures established for Mongolia through discussions with the Mongolia EITI Secretariat and review of relevant documents, including in particular the accounting principles and treatments established for the reporting templates.
- Obtained initial templates from the MEITI secretariat
- Compared company and government templates and computed the Initial Differences
- Prepared schedules incorporating the information reported by Covered Entities and adjusted these returns to remove items which were incorrectly included (e.g. personal income tax) or miss-stated (e.g. reported in MNT rather than MNT’000 as required)

- Liaised with both Company and Government Departments to resolve discrepancies, including verification of evidence for all items adjusted.
- Documented and explained all the adjustments made during the reconciliation.
- Reported unresolved differences and provided respective recommendations.

4.6 Interrelations of the work flow for discrepancies



4.7 Methodology

Data has been reported by companies on EITI Mongolia Template 1.

Template 1 is divided into 2 sections namely:

- Section 1: Scope 1 consists of 2 main parts and the first part was stated cost of goods and sales amounts both in unit and currency monetary unit of mining companies. The Second part included taxes, fees, Dividends on state and local property, other payments to recipient Government, Donation to Governmental organisations, Costs disbursed for environment protection, paid by foreign and domestic companies to state and local budget, and
- Section 2: Revenues and profit flow (voluntary basis) (not within the scope of this report)

Excel spreadsheets were used to match taxes and fees paid by companies to government and local budget recorded for each Indicator on the template supplied by each company (EITI Template 6) with those recorded on each company's consolidated report prepared by government organisations (EITI Templates 1, 2&3).

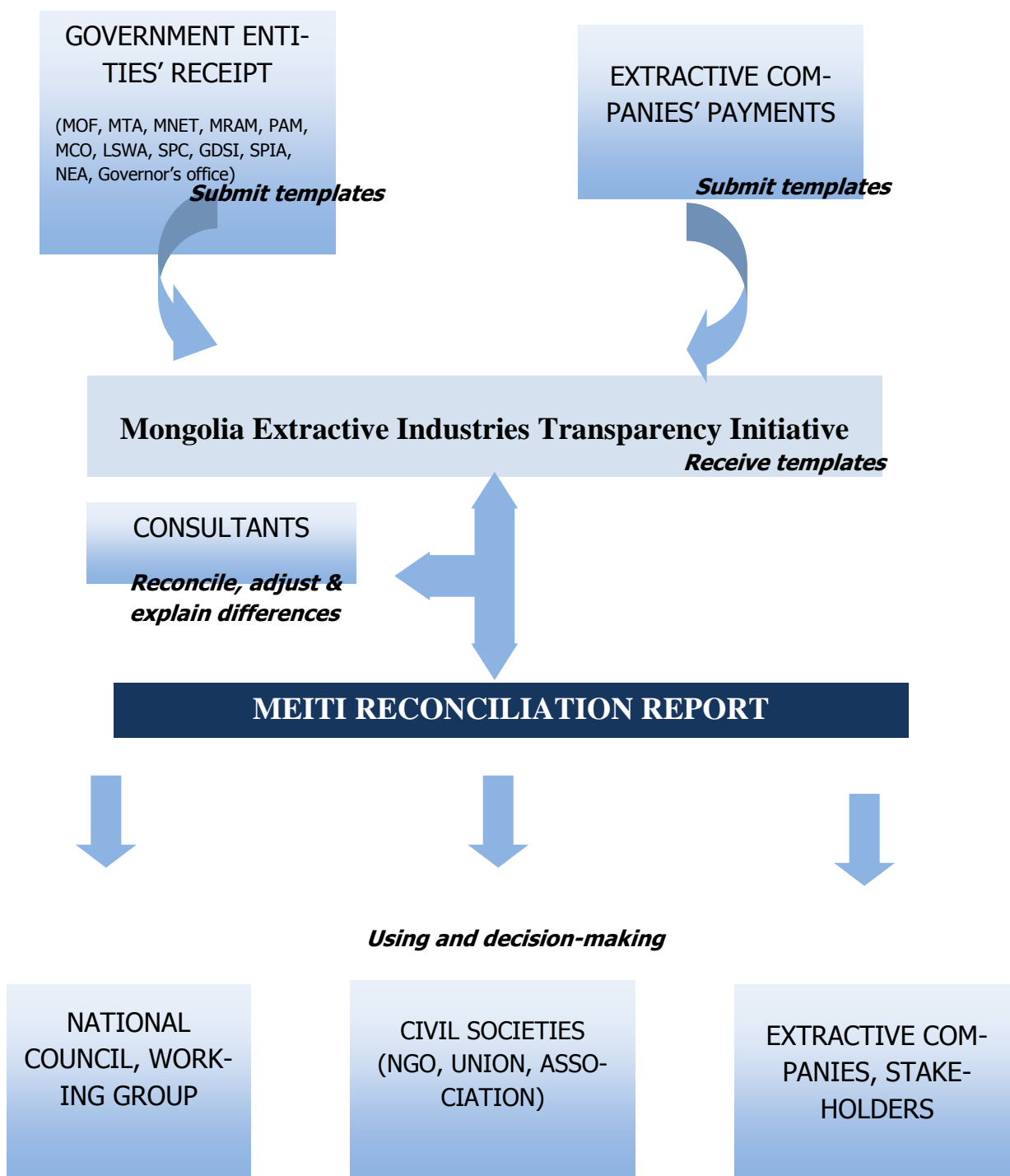
All discrepancies arising were tabulated and analysed.

The compilation of the consolidated figure(s) on EITI Template №1,2 & 3 was checked from information provided on EITI Templates №6 by each Government organisation and Taxation authority.

The following were performed for each significant discrepancy:

- Detailed reconciliations were requested as necessary from relevant Government Organisations and Taxation Authorities (detailing the dates and amounts of receipts making up the amount disclosed on Template 2) and used to match with reconciliations of payments made by companies in order to identify the details of, and where possible explain, the discrepancy as detailed below,
- After considering the number, size and type (indicator) of the discrepancies that occurred for a particular company using our professional judgement based on whether the figures on Template 1, 2, & 3 reported by the companies had been audited, we:-
 - Reviewed the validity of data contained in MEITI Template №1. We identified the items making up the difference. Depending on the nature of the item, this involved checking from source documents, analytical review or independent confirmation.
 - Requested the relevant company to provide a copy of their reconciliation (workings detailing the payment dates and amounts) supporting the calculation of the payment figures they included on EITI Template №1, 2& 3.
 - If insufficient explanation was provided in the detailed information supplied by the company, we sent protocols in respect of each unresolved difference to relevant government entities in order to obtain an explanation of the difference and its causes.
- Where the process did not resolve the manner in which the discrepancy (ies) should be corrected, joint meetings were held with the company and relevant government organisation to agree a solution.
- Discrepancies identified by the matching process have been classified by type / nature once the reasons for the discrepancy (ies) have been identified (or if necessary as unresolved) in order to highlight any common issues which occurred in the preparation of the Templates and the EITI process.

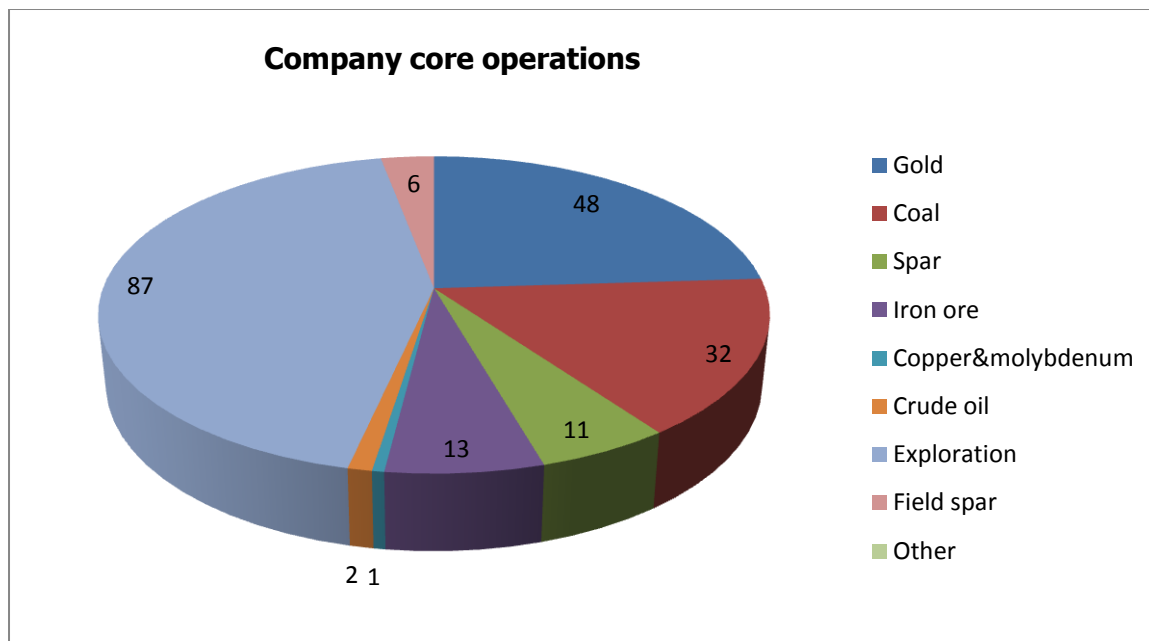
4.8 EITI participation chart



Tax and fee	Corporate income tax	MTA	
	Fee and extra fee for exploitation of mineral resources		
	Windfall tax		
	Payment of air pollution		
	Real estate tax		MTA, Local
	Tax on automobile and self moving vehicles		
	Value added tax		MTA, MCO
	Mongolian Customs Office		
	Excise tax on vehicle's gasoline and diesel fuel		MCO
	Tax on vehicle's gasoline and diesel fuel		
Customs service fee			
Service charges and charges	Stamp fee on licensing of construction, modification, renovation, decommissioning of nuclear equipment	Nuclear Office	
	Stamp fee on licensing of possession, utilization, sale, import, export, transport of nuclear substance, dumping treatment after utilization		
	Stamp fee for licensing import, export, transport of nuclear minerals, dumping and reclamation of nature after utilization		
	Stamp fee for licensing possess, utilization, sale, montage, place, rent, produce, decommission, demontage, store, transport, import, export of nuclear generator, dump treatment, deactivate and other related activities, and revenues.		
	Social and health insurance charges paid from entity	GDSI	
	License fee for exploitation and exploration of mineral resources	MRAM	
	Payment for deposit, exploration of which was carried out by the Government		
	Payment for recruiting foreign experts and workers	LSWA	
	Service fee for foreign experts and workers		
	Bonus after signing contract /only year of contract/	PAM	
Bonus for commencement of production according to product sharing agreement			
Bonus for training according to product sharing agreement			
Field deposit according to product sharing agreement			
Admin service charges according to product sharing agreement			
Fee for supporting field office according to product sharing agreement			
Petroleum income per Government according to product sharing agreement			
Other	Government bond	MOF	
Fees	Land fee	Local admin	
	Water use fee		
	Fee for forestry use and fire wood		
	Fee for use of mineral resources of wide spread		
	Fee for recruiting foreign experts and workers		
	Supports received based on product sharing agreement		
	Licence fee for exploitation natural resources except mineral resources		
	Stamp fee collected in local budget		
	service charges paid to local administration		
	Monetary and non cash donations to Government organizations		Government organ
Dividends on local state property			
Penalty	Penalty transferred to local budget	Government organ	
Dividend	Penalty transferred to state budget		
	Stamp fee paid to ministries and state administration agencies		
Expense	Service charges paid to ministries and state administration agencies	SPC	
	Dividends on state property		
	In-kind contribution at rate of 50% to Environmental protection special account		

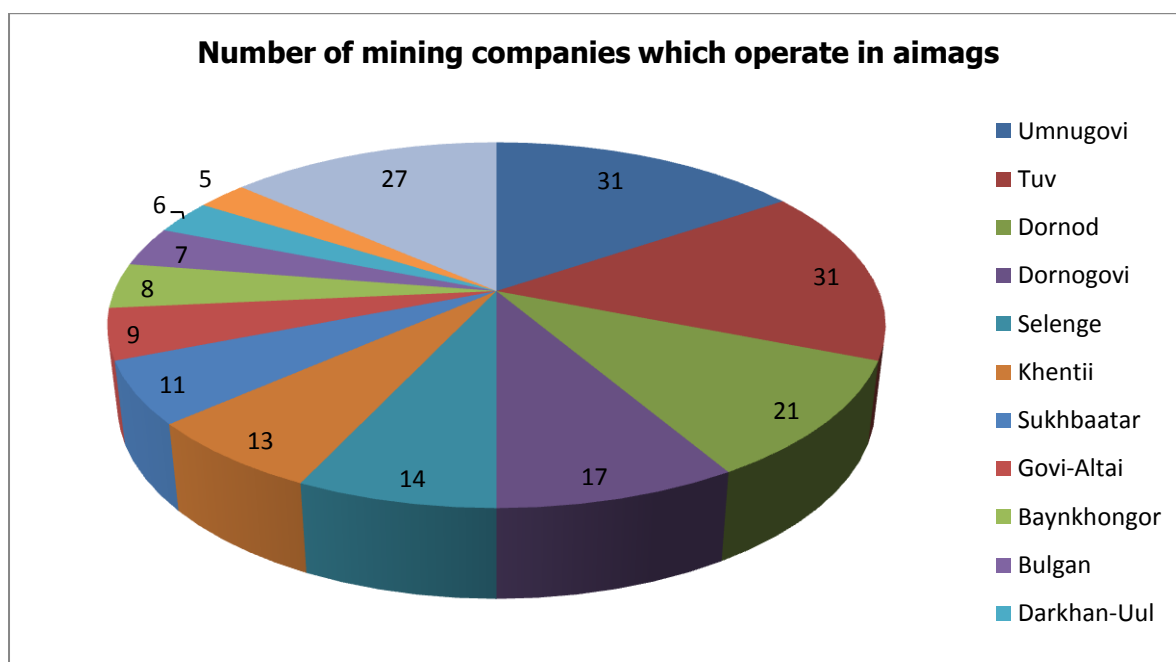
4.9 Covered companies

The 200 companies included in EITI Report were classified by their minerals as shown below:



4.10 Places of the companies' activities

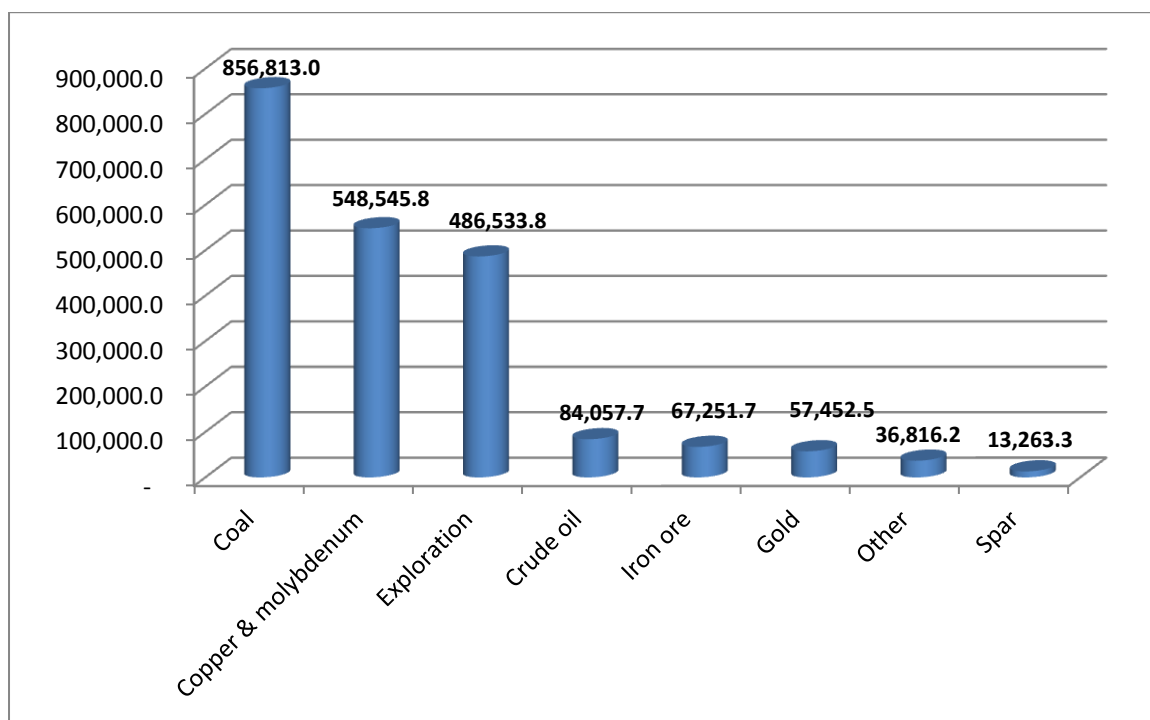
Research on mineral resources to determine in which area they are spread more made based on information of 200 companies that participated in the EITI Reconciliation Report as follows:



4.11 Payments to the state budget by the companies in year 2011

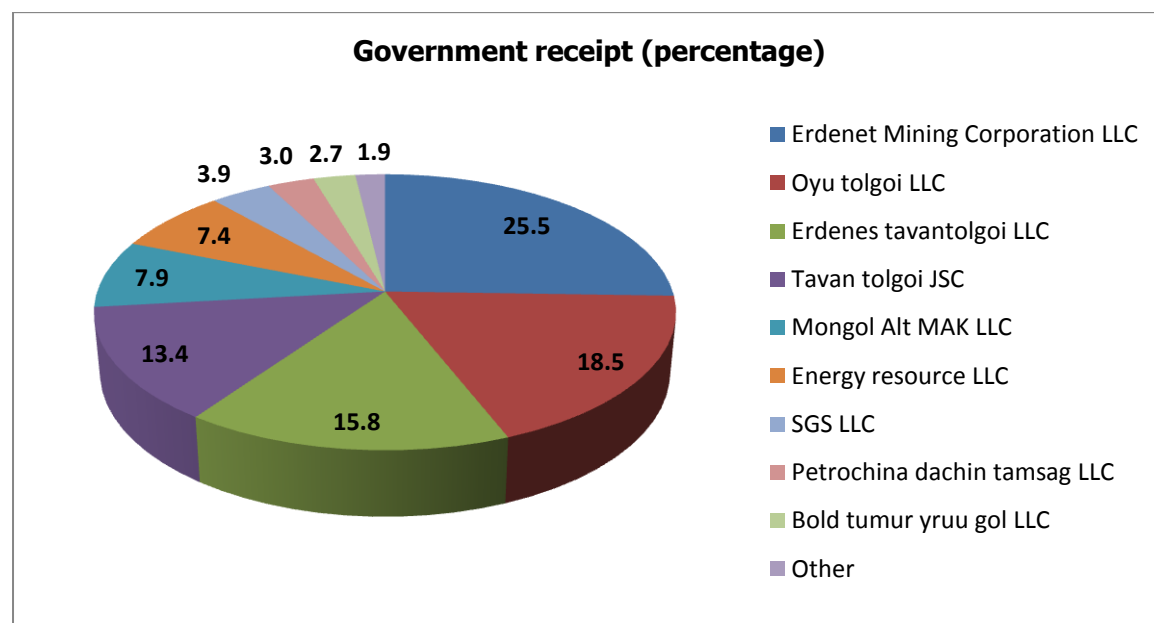
The 200 companies' corresponding payments to Government of Mongolia were as follows for the tax year 2011:

(In million MNT)



4.12 The companies making the largest value of payments after reconciliation

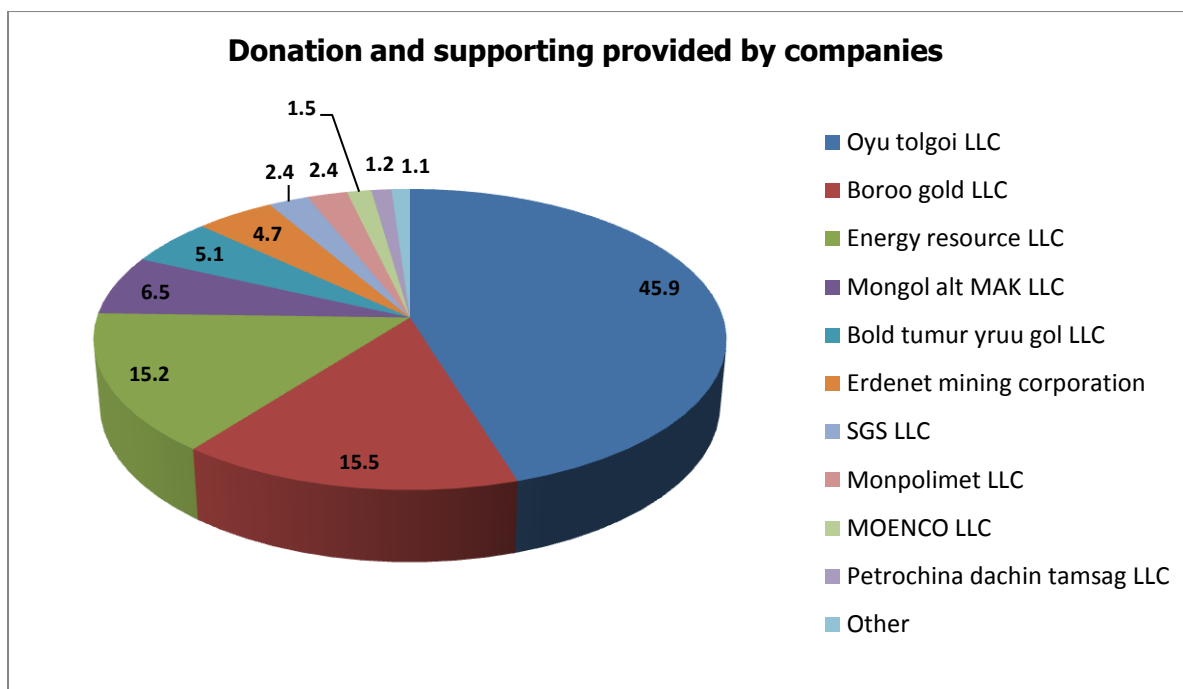
Company payment to Government entities in 2011 at percentage showed as below:



From this diagram, it can be seen that Erdenet Mining Corporation LLC is the company that paid the largest amount.

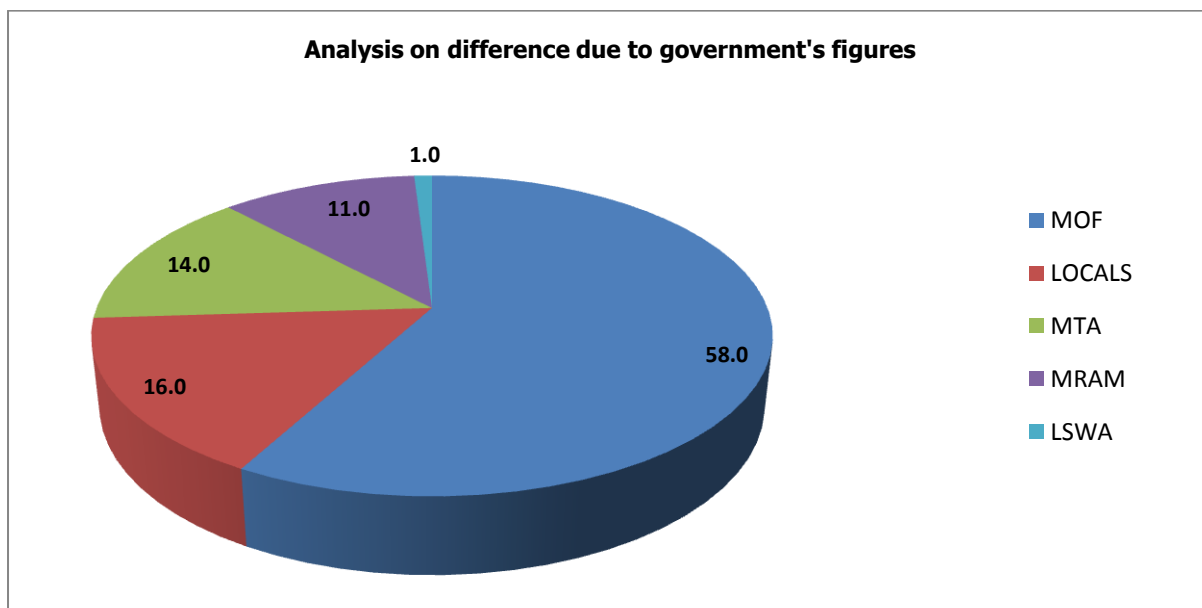
4.13 Donations, supporting to state, government entities

Monetary and non-cash donations were made to Governmental Organisations in 2011 by companies as shown below, expressed as a percentage of the total payments covered under EITI:



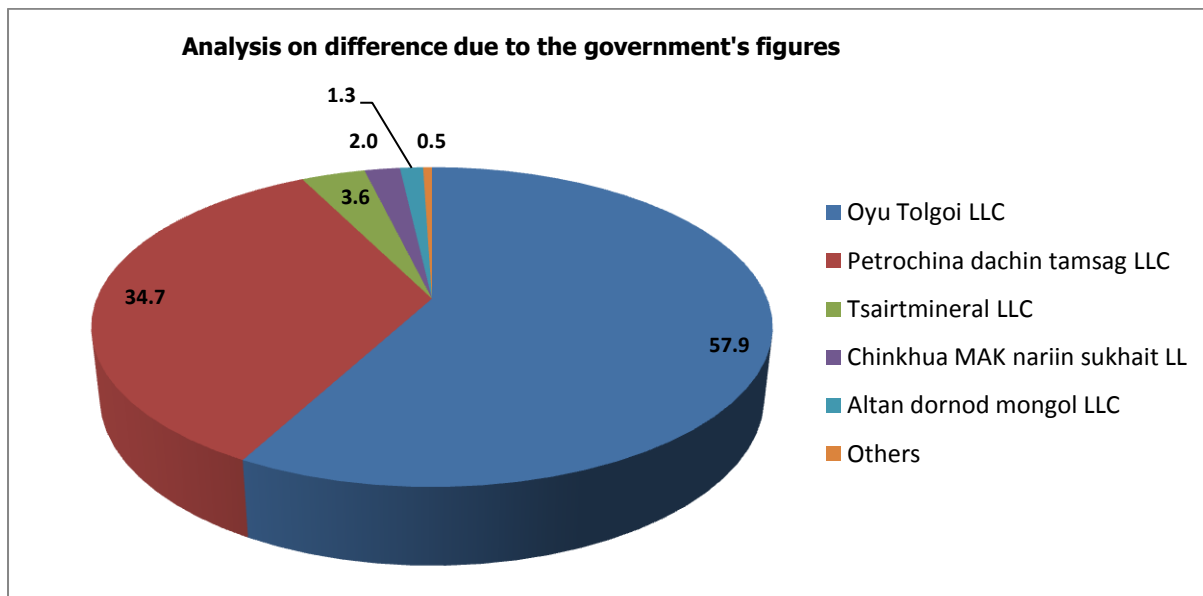
4.14 Analysis on initial differences occurred due to the government figures

Based on the analysis of the initial difference, a total difference of (-) 121.5 billion MNT occurred because the government's figure was less than the companies' figure. 18 companies' reports were not submitted and caused a difference of 9.3 billion MNT. The following chart shows analysis of initial difference by government entities, not including differences of 18 companies that did not submit their reports:



4.15 Analysis on initial differences occurred due to the companies' figures

Based on the analysis of the initial difference, a total difference of (+) 599.1 billion MNT occurred because the government's figure was bigger than the companies' figure. Out of 200 companies 58 companies' reports were not submitted and they caused a difference of 433.5 billion MNT. The following chart shows analysis of initial difference by companies those caused big initial differences, not including differences of 58 companies that did not submit their reports:



5. RECONCILIATION OF FINANCIAL FLOWS

5.1 Aggregated financial flows reported initially

№	Taxes, fees, charges, donation and assistance paid from companies to local and state budget	Initial difference		Amount reported by Government Entities which exceed (+), under (-)	
		Government	Company		
		(in MNT '000)	(in MNT '000)	(in MNT '000)	
1	Taxes, payments, fees, dividends paid to state budget	1,757,683,505	1,260,097,840	497,585,666	
1.1	Taxes, fees, charges	1,501,660,865	970,962,587	530,698,277	
1.2	Payments	35,163,114	19,961,093	15,202,021	
1.3	Social and health insurance charges paid from entity	64,030,002	51,916,544	12,113,459	
1.4	Service fees and fees	31,867,934	22,524,951	9,342,983	
1.5	Dividends on State property	45,143,511	45,101,583	41,928	
1.6	Government revenues and other revenues	78,351,725	23,761,048	54,590,678	
1.7	Penalty	1,466,355	125,870,035	(124,403,679)	
2	Taxes, payments, dividends and fees paid to local budget	56,042,949	56,589,954	(547,005)	
2.1	Taxes, fees, charges	4,711,863	26,452,001	(21,740,138)	
2.2	Payments	16,306,405	27,395,781	(11,089,377)	
2.3	Service fees and fees	49,261	356,283	(307,021)	
2.4	Dividends on Local property	34,917,093	2,115,535	32,801,558	
2.5	Penalty	58,327	270,354	(212,027)	
3	Other payments and expenses	6,747,100	26,232,466	(19,485,366)	
3.1	Advance to costs disbursed to environment protection	999,194	1,679,307	(680,113)	
3.2	Donation and assistance to Government organizations	5,747,906	24,553,159	(18,805,254)	
3.2.1	Donation and assistance to	Monetary	5,265,894	15,031,892	(9,765,998)
3.2.2	Government organizations	Non cash	482,011	9,521,267	(9,039,256)
Total		1,820,473,554	1,342,920,260	477,553,294	

The Initial net discrepancy arose for the following reasons:

- An Initial discrepancy of 433.3 billion MNT created by 58 companies that failed to submit a report to EITI.
- Advance of USD 100 million (or 125.4 billion MNT) paid by Oyu Tolgoi LLC, reported in the Government initial report.
- Discrepancy of 9.3 billion MNT of 18 companies that MOF did not include in the consolidation report.
- Companies reported imposed amount of tax (accruals basis) rather than paid amount (cash basis).
- Government report differed by 4.2 million MNT, and company report differed by 22.3 billion MNT. Initial discrepancy was 22.0 million MNT because both parties reflected personal income tax which is not a reportable financial flow for the purpose of EITI reports.
- Government failed to include local receipts.
- Some discrepancies were caused by overstatement and understatement of some tax and payment.
- Tax, fee and payment related to customs are reported in whole amount except reporting separately
- Most companies pay and transfer tax, fee and service fees to State Fund at the end of the year. Government did not include them in the same year report because these payments are paid to State Fund Account next year (ie: a cut-off issue).

5.2 Aggregated financial flows reported to the MEITI Working Group on October 12, 2012

We started Mongolia Sixth EITI Reconciliation of 2011 on August 6, 2012 and presented reconciliation report at Working Group Meeting on October 12, 2012. Aggregated initial difference of 832.0 billion MNT was identified after reconciling initial reports of the government and the companies (both sides). In order to clarify reason for the initial differences and adjust figures, we sent the official letters enclosing detailed information to government entities, local administrative organizations and management of the companies, and gathered, exchanged and discussed through constant contact with these organizations, company's respective professionals and accountants.

Within the month since the First Meeting with the Working Group, we worked and presented second time to the Working Group on 9 November 2012. At the Second Meeting, unresolved difference was presented as decreased reaching to 712.2 million MNT from 66.4 billion MNT. The Second Meeting issued decision to present to the National Council.

5.3. Aggregated financial flows after all adjustments

After Second Working Group meeting until preparing final report we received reply from participating companies and made adjustment on material difference as result of this total unresolved difference reaching to 622.4 million MNT.

(In thousand MNT)

№	Taxes, payments, fees, dividends paid to State and Local budget from companies	Initial difference	Adjustment		After adjustment		Unresolved difference
			Government	Company	Government	Company	
1	Taxes, payments, fees, dividends paid to State Budget	497,585,666	298,422,773	795,858,736	2,056,106,278	2,055,956,576	149,702
1.1	Taxes and fees	530,698,277	(168,718,691)	361,934,693	1,332,942,174	1,332,897,281	44,893
1.2	Payments	15,202,021	1,808,597	17,134,798	36,971,710	37,095,891	(124,180)
1.3	Social and Health Insurance charge	12,113,459	1,981,964	13,925,799	66,011,967	65,842,343	169,623
1.4	Service fee	9,342,983	1,263,580	10,560,809	33,131,513	33,085,759	45,754
1.5	Dividend on State Property	41,928	20	41,948	45,143,531	45,143,531	-
1.6	Payments paid to Government	54,590,678	461,469,015	516,059,693	539,820,740	539,820,740	-
1.7	Penalty	(124,403,679)	618,288	(123,799,004)	2,084,643	2,071,031	13,612
2	Taxes, payments, fees, dividends paid to Local Budget	(547,005)	10,521,114	10,056,343	66,564,064	66,646,297	(82,234)
2.1	Taxes and fees	(21,740,138)	137,745	(21,588,383)	4,849,608	4,863,619	(14,010)
2.2	Payments	(11,089,377)	9,865,698	(1,177,065)	26,172,103	26,218,716	(46,613)
2.3	Service fees	(307,021)	398,299	106,228	447,561	462,511	(14,950)
2.4	Dividend paid to Local Budget	32,801,558	2,116	32,803,674	34,919,209	34,919,209	-
2.5	Penalty	(212,027)	117,256	(88,111)	175,583	182,243	(6,660)
3	Other payments and expenses	(19,485,366)	21,316,625	1,973,378	28,063,725	28,205,844	(142,118)
3.1	Advance to costs disbursed to environment protection	(680,113)	257,210	(418,603)	1,256,404	1,260,704	(4,300)
3.2	Donation to Government Organizations	(18,805,254)	21,059,415	2,391,980	26,807,321	26,945,140	(137,818)
3.2.1	Donation to ministries and agencies	(9,765,998)	15,186,703	5,516,806	20,452,597	20,548,698	(96,101)
3.2.2	Non monetary donation	(9,039,256)	5,872,712	(3,124,826)	6,354,724	6,396,442	(41,718)
Total		477,553,294	330,260,512	807,888,457	2,150,734,067	2,150,808,717	(74,650)

Breakdown of total and net difference caused from financial flows is shown below:

(In thousand MNT)

	Initial difference	Presented at the meeting of Working Group		Unresolved difference (final)
		2012.10.12	2012.11.09	
Government receipts higher than company payment	654,790,903	30,988,704	186,250	273,883 ¹
Company payment higher than Government receipts	(177,237,609)	(35,372,316)	(525,935)	(348,533) ²
Net difference	477,553,294	(4,383,612)	(339,685)	(74,650)³
Total difference	832,028,512	66,361,020	712,185	622,415⁴

¹During the reconciliation we obtained information from both parties and made adjustments but this difference was not resolved because it was paid to government and not confirmed by company.

²During the reconciliation we obtained information from both parties and made adjustments but this difference was not resolved because it was paid by company and not confirmed by Government.

³Net difference between Government receipts and company payment

⁴Total difference incurred in Government and Company reports.

6. UNRESOLVED DIFFERENCE

6.1 Analysis on unresolved differences

6.1.1 Unresolved difference due to companies' figures

(in thousand MNT)

	Taxes, fees paid from the companies to state and local budget	Initial difference	Adjustment		Unresolved difference	Percentage
			Government	Company		
1	Taxes, fees, charges and dividends paid to the state budget	482,383,645	296,614,176	778,723,938	273,883	100
1.1	Taxes, fees	530,698,277	(168,718,691)	361,934,693	44,893	16
1.3	Social and health insurance fee	12,113,459	1,981,964	13,925,799	169,623	62
1.4	Charges, and service charges	9,342,983	1,263,580	10,560,809	45,754	17
1.5	Dividends on state budget	41,928	20	41,948	-	-
1.6	Other payments to recipient governments	54,590,678	461,469,015	516,059,693	-	-
1.7	Penalties	(124,403,679)	618,288	(123,799,004)	13,612	5
Total amount		482,383,645	296,614,176	778,723,938	273,883	100

As shown in the above table, social and health insurance charge paid by companies represented 62 which is most part of total unresolved difference and exploration and mining license fee -16 %. The differences were not resolved because companies could not confirm whether they paid or not.

6.1.2 Unresolved difference due to government's figures

(In thousand MNT)

	Taxes, fees paid from the companies to state and local budget	Initial difference	Adjustment		Unresolved difference	Percentage
			Government	Company		
1	Taxes, fees, charges and dividends paid to the state budget	15,202,021	1,808,597	17,134,798	(124,180)	36
1.2	Fees	15,202,021	1,808,597	17,134,798	(124,180)	36
2	Taxes, fees, charges and dividends paid to the local budget	(547,005)	10,521,114	10,056,343	(82,234)	24
2.1	Taxes	(21,740,138)	137,745	(21,588,383)	(14,010)	4
2.2	Fees	(11,089,377)	9,865,698	(1,177,065)	(46,613)	13
2.3	Charges, and service charges	(307,021)	398,299	106,228	(14,950)	4
2.4	Dividends on state budget	32,801,558	2,116	32,803,674	-	-
2.5	Penalties	(212,027)	117,256	(88,111)	(6,660)	2
3	Other payments and expenditures	(19,485,366)	21,316,625	1,973,378	(142,118)	41
3.1	Costs disbursed for protection of the environment	(680,113)	257,210	(418,603)	(4,300)	1
3.2	Donations, supporting to state organizations	(18,805,254)	21,059,415	2,391,980	(137,818)	40
3.2.1	Donations, supporting to state, governmental organizations	(9,765,998)	15,186,703	5,516,806	(96,101)	28
3.2.2	Non-monetary donations	(9,039,256)	5,872,712	(3,124,826)	(41,718)	12
Total amount		(4,830,351)	33,646,336	29,164,518	(348,533)	100

As shown in the above table, workplace payment of foreign specialists and workers paid to LSWA represented 36 % of total difference, donation provided to government organizations and local administrative organizations – 40%. The differences were not resolved because Government could not confirm their receipts of the payment.

Below shown, details of the unresolved difference of 74.6 million MNT.

(in thousand MNT)

Companies	Unresolved difference, net
<i>Company payments higher (net) than government receipts</i>	
Bayan Erch LLC	(115,860)
Boroo Gold LLC	(37,362)
Shin Shin LLC	(34,394)
MSTT LLC	(26,454)
Govi Coal and Energy LLC	(18,563)
Khotgor shanaga LLC	(12,102)
Chinkhua MAK nariin sukhait LLC	(11,631)
Lutchuluu LLC	(9,605)
Bold tumur eroo gol LLC	(9,243)
Sod gazar LLC	(9,041)
Erdene jas LLC	(8,256)
Other	(90,113)
Total	(382,624)
<i>Company payments lower than government receipts</i>	
Gatsuurt LLC	145,852
Gunbileg trade LLC	57,518
Gunbileg gold LLC	21,880
FAM LLC	11,850
Mongol Uranium resource LLC	11,848
Erel LLC	11,221
Mongolcheckmetal LLC	9,243
Erdenet mining corporation LLC	8,366
Northwind LLC	5,652
Other	24,546
Total	307,974
Net difference	(74,650)

6.2 Taxes, fees and others

(in thousand MNT)

Flows	Initial difference	Adjustment		Unresolved difference, net
		Government	Company	
Economic Business Entity Income Tax /Corporate income tax, CIT	78,050,048	2,753,617	80,802,900	765
Customs tax	112,099,345	(60,946,219)	51,153,126	-
Value Added Tax /VAT/	222,394,475	(125,866,209)	96,528,266	-
Excise on imported fuel and oil materials	10,909,524	(1,501,448)	9,405,301	2,775
Tax on petrol and diesel fuel	2,133,199	(653)	2,132,546	-
Fee for exploitation of mineral resources, and additional fee ("royalty fee")	123,105,212	12,776,722	135,881,934	-
License fee for exploitation and exploration of mineral resources	(19,185,508)	4,066,187	(15,160,675)	41,354
Windfall tax	1,191,983	(687)	1,191,296	-
Real estate tax	245,079	130,903	383,926	(7,945)
Tax on automobile and self moving vehicles	267,499	499	274,064	(6,065)
Others	(22,252,716)	6,343	(22,246,373)	-
Amount	508,958,139	(168,580,945)	340,346,310	30,883

6.2.1 Economic Business Entity Income Tax /Corporate income tax/

(In thousand MNT)

Companies	Unresolved difference, net
<u>Company payments lower than government receipts</u>	
Gunbileg gold LLC	15
Gunbileg trade LLC	750
Amount	765
Net difference	765

The remaining unresolved difference of 765.0 thousand togrogs for Economic Business Entity Income Tax is related to “Gunbileg gold” LLC and “Gunbileg trade” LLC.

Reason for occurrence of difference: The government reported initially in its initial report while the company did not report in its report.

Works done to adjust difference: During the reconciliation, we sent official letters to the company to get detailed information; however, the figure remained unresolved because it could not be determined by the company.

Note for the unresolved difference: It was not clear whether the amount was maintained in the company’s accounts, and the company accountant did not provide with photocopy of its supporting document.

6.2.2 Excise on imported fuel and oil materials

(In thousand MNT)

Companies	Unresolved difference, net
<u>Company payments lower than government receipts</u>	
Ochir undraa LLC	2,775
Amount	2,775
Net difference	2,775

The remaining unresolved difference of 2,775 thousand togrogs for Excise on imported fuel and oil materials occurred relating to “Ochir undraa” LLC.

Reason for occurrence of difference: The government reported initially in its initial report while the company did not report.

Works done to adjust difference: During the reconciliation, we sent official letter to the company to get detailed information; however, the figure remained unresolved because the company could not confirm it. Eventually, we provided the MCO’s information to the company, still the company could not confirm.

Note for the unresolved difference: The Company explained that the amount is not paid by the company. We clarified again from the MCO, still could not be confirmed.

6.2.3 License fee for exploitation and exploration of mineral resources

(In thousand MNT)

Companies	Unresolved difference, net
<u>Company payments lower than government receipts</u>	
Gunbileg trade LLC	28,761
Mongol Uranium resource LLC	11,848
Shariin Gol JSC	1,041
Amount	41,650
<u>Company payments higher (net) than government receipts</u>	
Gunbileg gold LLC	(296)
Amount	(296)
Net difference	41,354

The remaining unresolved difference of 41,354 thousand togrogs for License fee for exploitation and exploration of mineral resources occurred relating to “Gunbileg trade” LLC, “Mongol uranium resource” LLC, “Shariin gol” JSC and “Gunbileg gold” LLC.

Reason for occurrence of difference: “Gunbileg trade” LLC, “Mongol uranium resource” LLC and “Shariin gol” JSC understated their amounts in their reporting submitted to the MEITI. In contrary, “Gunbileg gold” LLC overstated its amount.

Works done to adjust difference: During the reconciliation, we sent official letters to the companies to get detailed information; however, the figures remained unresolved because the companies could not confirm. Eventually, we provided the MRAM’s information to the companies; still the companies could not find their recording from their accountings to confirm the government reported amounts.

Note for the unresolved difference: Differences remained unresolved at the companies’ side since the companies could not find their accounting supporting documents within their financial statements for the year and the current management and the accountants are not aware of the previous management and accountants’ transactions. Therefore, one reason for the unresolved difference is not finding of related accounting document since the companies’ payment is not recorded properly into the accounts, and the person who made the payment does not submit the respective document to the financial and/or related department accordingly.

6.2.4 Real estate tax

(In thousand MNT)

Companies	Unresolved difference, net
<i>Company payments higher (net) than government receipts</i>	
Mongolbulgargeo LLC	(7,945)
Amount	(7,945)
Net difference	(7,945)

The remaining unresolved difference of 7,945 thousand togrogs for Real estate tax occurred relating to “Mongolbulgargeo” LLC.

Reason for occurrence of difference: The government did not report the amount that was paid to local budget in its initial reporting.

Works done to adjust difference: Based on the company’s detailed information we sent official letter to City Tax Authority and received reply explaining that we need to clarify from the company’s belonging tax authority.

Note for the unresolved difference: As advised by the City Tax Authority, we clarified from the tax authority of Bayangol district and received reply that there is no such a payment. The company replied to our repeatedly clarification that the cashier’s report show the payment however, there is no supporting document. Difference remain unresolved since the amount could not confirmed by the both sides’ information.

6.2.5 Tax on automobile and self moving vehicles

(In thousand MNT)

Companies	Unresolved difference, net
<i>Company payments lower than government receipts</i>	
Ten Khun LLC	285
SBF LLC	114
Ochir-Undraa LLC	26
Amount	425
<i>Company payments higher (net) than government receipts</i>	
Dadizi yuan LLC	(5,112)
Bayan erch LLC	(1,216)
Oyut ulaan LLC	(147)
Gunbileg trade LLC	(15)
Amount	(6,490)
Net difference	(6,065)

The remaining unresolved difference of 6,065 thousand togrogs for tax on automobile and self moving vehicles occurred relating to “Dadizi yuan” LLC, “Bayan erch” LLC, “Oyut ulaan” LLC, “Gunbileg trade” LLC, “Ochir-Undraa” LLC, “Ten khun” LLC and “SBF” LLC.

Reason for occurrence of difference: The government did not state initially in its initial report, and some companies overstated while some understated initially.

Works done to adjust difference: Based on the companies’ detailed information we sent official letters to related soums, aimags and districts, and received replies. Plus, we received photocopies of the needed supporting documents.

Note for the unresolved difference: Tax authority of Bayangol district replied that “Dadizi yuan” LLC’s 5,112 thousand togrogs of tax not received in its account. We provided the authority with supporting document which is taken from the company and found out the account is correct but the payer is not the company. Therefore, difference remains unresolved.

Unresolved difference remains since there is over/under payment due to mixing of payment cases such as the company paid tax on automobile and self moving vehicles for vehicle that is not registered under the company’s name, or the company’s owner paid tax on automobile and self moving vehicles through its own name for vehicle that is registered under the company’s name.

6.3 Fees

(In thousand MNT)

Flows	Initial difference	Adjustment		Unresolved difference, net
		Government	Company	
Reimbursement of deposit, exploration of which is carried out by the budget fund	328,583	(7,433)	299,141	22,009
Fee for accommodation of foreign experts and workers	3,592,072	1,052,893	4,790,175	(145,211)
Signing promo for the year under Production Sharing Contract with the government	(287,535)	273,650	(13,884)	-
Mining commencement promo under Production Sharing Contract with the government	-	-	-	-
Training promo centralized for the year under Production Sharing Contract with the government	284,175	183,896	468,070	-
Area pledge under Production Sharing Contract with the government	491,487	(125,856)	365,631	-
Administration service charge centralized under Production Sharing Contract with the government	(249,070)	249,070	-	-
Supporting payment to representative office under Production Sharing Contract with the government	157,433	76,146	233,578	-
Fee for air pollution	10,884,877	106,231	10,992,086	(978)
Land rent	(2,002,665)	2,457,980	497,785	(42,469)
Fee for water use	25,066	290,819	320,029	(4,144)
Fee for forestry use and firewood	(48,232)	(413)	(48,645)	-
Fee for use of mineral resources of widespread deposit	(45,577)	167,372	121,795	-
Fee for accommodation foreign experts and workers	(8,568,398)	6,514,716	(2,053,682)	-
Received supporting under Production Sharing Contract with the government	(446,871)	435,051	(11,820)	-
Permission fee to use natural resources other than minerals	(2,700)	173	(2,527)	-
Amount	4,112,644	11,674,295	15,957,732	(170,793)

6.3.1 Reimbursement of deposit, exploration of which is carried out by the budget fund

(In thousand MNT)

Companies	Unresolved difference, net
<u>Company payments lower than government receipts</u>	
Gunbileg gold LLC	22,009
Amount	22,009
Net difference	22,009

The remaining unresolved difference of 22,009 thousand togrogs for reimbursement of deposit, exploration of which is carried out by the budget fund occurred relating to “Gunbileg gold” LLC.

Reason for occurrence of difference: The government reported in its initial reporting while the company did not state any amount in its report submitted to the MEITI, and even did not provide its detailed information during the reconciliation.

Works done to adjust difference: During the reconciliation, we sent official letter to the company to get detailed information; however, the company did not reply and could not determine the amount. We tried several times and in through different ways to get clarification from the company according to information provided from the MRAM; however, the company did not reply, no reply to phone calls and there was nobody at the company’s premise.

Note for the unresolved difference: Difference remains unresolved because the company did not provide with reply information.

6.3.2 Fee for accommodation of foreign experts and workers

(In thousand MNT)

Companies	Unresolved difference, net
<u>Company payments lower than government receipts</u>	
Altain khuder LLC	7,146
Gatsuurt LLC	3,586
Amount	10,732
<u>Company payments higher (net) than government receipts</u>	
Bayan erch LLC	(115,278)
MCTT LLC	(26,525)
Khotgor shanaga LLC	(11,332)
Berkh resources LLC	(2,808)
Amount	(155,943)
Net difference	(145,211)

The remaining unresolved difference of 145,211 thousand togrogs for fee for accommodation of foreign experts and workers occurred relating to “Altain khuder” LLC, “Gatsuurt” LLC, “Bayan erch” LLC, “MCTT” LLC, “Khotgor shanaga” LLC “Berkh resources” LLC.

Reason for occurrence of difference: The government did not state initially in its initial report, and some companies overstated while some understated initially.

Works done to adjust difference: During the reconciliation, we sent official letters to the companies to get detailed information; and sent the similar letter to the LSWA on 20 August and 26 September after receiving replies from the companies, and received the reply. The LSWA was slow in providing with information due to its internal structural change, and did not completely confirm the companies’ amounts.

Note for the unresolved difference: We wasted our certain time since there was no authorized person who would provide us information due to structural change in the LSWA. The difference cannot be resolved since the provided information is still the same after several times of clarification from the LSWA and the company. Eventually, the LSWA stopped the reconciliation with a reply that they were looking for the documents or cannot find the document etc... Some members of our team worked at the premises of the LSWA and still could not locate the information that have would be required to resolve the difference.

6.3.3 Fee for air pollution

(In thousand MNT)

Companies	Unresolved difference, net
Company payments higher (net) than government receipts	
Olon ovoot gold LLC	(452)
Erel LLC	(355)
Shar narst LLC	(171)
Amount	(978)
Net difference	(978)

The remaining unresolved difference of 978 thousand togrogs for fee for air pollution occurred relating to "Olon ovoot gold" LLC, "Erel" LLC and "Shar narst" LLC.

Reason for occurrence of difference: The government did not state initially in its initial report, and some companies overstated while some understated initially.

Works done to adjust difference: During the reconciliation, we sent official letter to the company to get detailed information; and clarified from the related tax authorities of aimag, soum and districts based on the received reply.

Note for the unresolved difference: The related tax authorities of aimag, soum and districts replied that such fee is not received. For instance, tax authority of Sukhbaatar district replied the same.

6.3.4 Land rent

(In thousand MNT)

Companies	Unresolved difference, net
Company payments lower than government receipts	
Bayan erch LLC	260
Amount	260
Company payments higher (net) than government receipts	
Gatsuurt LLC	(33,897)
Erdes Holding LLC	(3,795)
Commod LLC	(2,451)
Altai khangai burd LLC	(1,893)
Altain khuder LLC	(602)
Sod gazar LLC	(91)
Amount	(42,729)
Net difference	(42,469)

The remaining unresolved difference of 42,469 thousand togrogs for land rent occurred relating to "Gatsuurt" LLC, "Erdes Holding" LLC, "Commod" LLC "Altain khuder" LLC "Sod gazar" LLC and "Bayan erch" LLC.

Reason for occurrence of difference: The government did not report the amounts paid to local budget in its initial reporting.

Works done to adjust difference: During the reconciliation, we sent official letter to the company to get detailed information; and clarified from the related tax authorities of aimag, soum and districts based on the received reply. And we received photocopies of the necessary supporting documents from the companies.

Note for the unresolved difference: The related tax authorities of aimag, soum and districts replied that such fees are not received by. For instance, tax authorities of Khentii and Selenge aimags and Erdenetsagaan soum of Sukhbaatar aimag replied the same. The differences remain unresolved since the local state organizations replied that they did not receive the amounts even if the companies confirm their payments through their accounting supporting documents.

6.3.5 Fee for water use

(In thousand MNT)

Companies	Unresolved difference, net
Company payments higher (net) than government receipts	
Erdes Holding LLC	(2,737)
Geomin LLC	(600)
Big Mogul Coal and Energy LLC	(506)
Oyut ulaan LLC	(300)
Amount	(4,144)
Net difference	(4,144)

The remaining unresolved difference of 4,144 thousand togrogs for fee for water use occurred relating to "Erdes Holding" LLC, "Geomin" LLC, "Big Mogul Coal and Energy" LLC and "Oyut ulaan" LLC.

Reason for occurrence of difference: The government did not report the amounts paid to local budget of some companies or understated of some companies in its initial reporting.

Works done to adjust difference: During the reconciliation, we sent official letter to the company to get detailed information; and clarified from the related tax authorities of aimag, soum and districts based on the received reply. And we received photocopies of the necessary supporting documents from the companies.

Note for the unresolved difference: The related tax authorities of aimags, soums and districts replied that such fees are not received by. For instance, tax authorities of Bayan-Ulgii aimag and Tsogttsetsii soum of Umnugovi aimag replied that such fees are not received by and Bayanjargalan soum of Dundgovi aimag provided with details of understatement amount. The differences remain unresolved since the local state organizations replied that they did not receive the amounts even if the companies confirm their payments through their accounting supporting documents.

6.3.6 Social and health insurance fee of employees paid by the business entity

(In thousand MNT)

Flows	Initial difference	Adjustment		Unresolved difference, net
		Government	Company	
Social and health insurance fee paid from the business entities	12,113,459	1,981,964	13,925,799	169,623

(In thousand MNT)

Companies	Unresolved difference, net
Company payments lower than government receipts	
Gatsuurt LLC	168,044
Mongol metal mining LLC	1,580
Amount	169,623
Net difference	(169,623)

The remaining unresolved difference of 169,623 thousand togrogs for social and health insurance fee occurred relating to "Gatsuurt" LLC and "Mongol metal mining" LLC.

Reason for occurrence of difference: The companies understated their paid amounts in their respective initial reports.

Works done to adjust difference: During the reconciliation, we sent official letters to the companies to get detailed information; and received reply information but not confirmed the amounts. We clarified again from the companies and passed the SSIGO's information to the companies, even though, the amounts cannot be resolved.

Note for the unresolved difference: "Mongol metal mining" LLC provided with its details confirming its initially reported amount, and explained that is the only amount, and not aware of an amount reported by the SSIGO. "Gatsuurt" LLC did not provide with explanation regarding its initial understatement, and confirmed that the SSIGO's reported amount is not ours, and eventually, stopped answering to our phone calls.

6.4 Charges, and service charges

(In thousand MNT)

Flows	Initial difference	Adjustment		Unresolved difference, net
		Government	Company	
Customs service charge	11,612,415	(222,738)	11,389,677	-
Stamp fee paid to ministries and state organizations	(492,874)	232,327	(247,831)	(12,715)
Service charges paid to ministries and state organizations	(1,776,559)	1,253,991	(581,037)	58,469
Stamp fee paid to local administrations	(324,924)	338,322	16,179	(2,780)
Service charges paid to local administrations	17,903	59,977	90,050	(12,170)
Amount	9,035,962	1,661,879	10,667,037	30,804

The remaining unresolved difference of 30,804 thousand togrogs for charges, and service charges occurred relating to the following companies:

(In thousand MNT)

Companies	Unresolved difference, net
<u>Company payments lower than government receipts</u>	
Gunbileg trade LLC	20,862
Erel LLC	15,430
FAM LLC	12,550
Erdenet mining corporation LLC	8,366
Gatsuurt LLC	8,119
Northwind LLC	5,652
Mongol alt LLC	4,710
MRCMGL LLC	4,650
Khangad exploration LLC	4,204
Shine Ilion Nen Yuan LLC	3,838
Shin Shin LLC	3,661
Shariin Gol JSC	3,550
Erdene jas LLC	2,744
SBF LLC	1,992
Energy resource LLC	1,468
Altain khuder LLC	1,414
Other	2,064
Amount	105,274
<u>Company payments higher (net) than government receipts</u>	

Companies	Unresolved difference, net
Shin Shin LLC	(17,406)
Chinkhua MAK nariin sukhait LLC	(10,664)
Lutchuluu LLC	(9,605)
Bold tumur eroo gol LLC	(9,243)
Energy resource LLC	(5,764)
Tsairt mineral LLC	(5,652)
Erel LLC	(3,250)
Erven khuder LLC	(2,401)
Gunbileg gold LLC	(1,800)
Tsairt mineral LLC	(1,271)
Asia gold Mongolia LLC	(1,036)
Chinkhua MAK nariin sukhait LLC	(967)
Shin Shin LLC	(951)
Other	(4,460)
Amount	(74,470)
Net difference	(30,804)

Reason for occurrence of difference: The government did not report initially, and the companies provided with their details with excess amounts than the reported in their initial reports.

Works done to adjust difference: During the reconciliation, we sent official letters to the companies to get detailed information; and clarified from the related organizations such as FIFTA, MFA, FCAA, MRAM, LSWA, State registration Agency for Real estate, WA, NCSM, State Sampling Inspection Agency, Central Laboratory for Geology, ATA and Railway based on the received replies, and made the necessary adjustment.

Note for the unresolved difference: The differences cannot be resolved since the government does not report completely all the received charges, and service charges; information is not summarized properly; and the mechanism for reconciling and summarizing the information is not clear.

6.5 Penalties

(In thousand MNT)

Flows	Initial difference	Adjustment		Unresolved difference, net
		Government	Company	
Penalties paid to the state budget	(124,403,679)	618,288	(123,799,004)	13,612
Penalties paid to the local budget	(212,027)	117,256	(88,111)	(6,660)
Amount	(124,615,706)	735,544	(123,887,114)	6,952

6.5.1 Penalties paid to the state budget

(In thousand MNT)

Companies	Unresolved difference, net
<u>Company payments lower than government receipts</u>	
Mongolcheckmetal LLC	9,982
Gunbileg trade LLC	7,159
Gunbileg gold LLC	1,000
Bayan erch LLC	162
Amount	18,302
<u>Company payments higher (net) than government receipts</u>	

Companies	Unresolved difference, net
Shine Ilion Nen Yuan LLC	(4,690)
Amount	(4,690)
Net difference	13,612

The remaining unresolved difference of 12,612 thousand togrogs for penalties paid to the state budget occurred relating to “Gunbileg trade” LLC, “Mongolcheckmetal” LLC, “Gunbileg gold” LLC, “Bayan Erch” LLC and “Shine Ilion Nen Yuan” LLC.

Reason for occurrence of difference: The government and the companies reported under and over in their initial reports.

Works done to adjust difference: During the reconciliation, we sent official letters to the companies to get detailed information; however, the companies provided with details showing the same amounts of their initial reports. We clarified again from the companies by submitting information provided from the organizations those have received the penalties, but, still the differences are not resolved.

Note for the unresolved difference: “Shine Ilion Nen Yuan” LLC provided with act document explaining that 7,026.1 thousand togrogs of penalties was paid, in contrary, the MTA informed that 2,335.8 thousand togrogs of penalties was received. For this company, the difference cannot be resolved even if there is act document since the information provided from the sides does not agree. The remaining companies cannot segregate their penalties regarding repayment of taxes, and related penalties imposed under inspection reviews.

6.5.2 Penalties paid to the local budget

(In thousand MNT)

Companies	Unresolved difference, net
Company payments higher (net) than government receipts	
Shin Shin LLC	(4,540)
Altain khuder LLC	(1,131)
Mongolcheckmetal LLC	(739)
Khotgor shanaga LLC	(250)
Amount	(6,660)
Net difference	(6,660)

The remaining unresolved difference of 6,660 thousand togrogs for penalties paid to the local budget occurred relating to “Shin Shin” LLC, “Altain khuder” LLC, “Mongolcheckmetal” LLC and “Khotgor shanaga” LLC.

Reason for occurrence of difference: The government did not report initially, the companies provided with details increasing their amounts.

Works done to adjust difference: During the reconciliation, we sent official letters to the companies to get detailed information; and received reply information. Also, we sent official letters to the Governors’ Offices of Dornod and Govi-Altai aimags since the companies replied regarding penalties paid to the local budget for water, audit review, breaches of automobile and penalties paid to the SPIA.

Note for the unresolved difference: The differences remain unresolved because the Governor’s Office of Dornod replied about understatement, and the Governor’s Office Govi-Altai replied that such penalties were not received by the receipt account.

6.6 Advance to costs disbursed for environment protection

(In thousand MNT)

Flows	Initial difference	Adjustment		Unresolved difference, net
		Government	Company	
In kind contribution at rate of 50% to environmental special account	(680,113)	257,210	(418,603)	(4,300)

6.6.1 In-kind contribution at rate of 50% to environmental special account

Companies	Unresolved difference, net
<i>Company payments higher (net) than government receipts</i>	
Chinggisiin khar alt LLC	(2,750)
FAM LLC	(700)
Berkh resources LLC	(450)
Ikh mongol mining LLC	(400)
Amount	(4,300)
Net difference	(4,300)

The remaining unresolved difference of 4,300 thousand togrogs for in-kind contribution at rate of 50% to environmental special account occurred relating to “Chinggisiin khar alt” LLC, “FMI” LLC, “Berkh resources” LLC and “Ikh Mongol mining” LLC.

Reason for occurrence of difference: Difference occurred because the government did not include in-kind contribution to environmental special account centralized to special accounts of the Governors’ Offices of the locals from the companies those own “X” license.

Works done to adjust difference: During the reconciliation, we sent official letters to the companies to get detailed information; and received reply information. Also, we sent Official Letter No.2/53 dated on 26 September to the Governors’ Offices of Dornogovi, Bayan-Ulgii, Bulgan, Selenge, Dornogovi, Sukhbaatar, Uvs, Umnugovi, Dundgovi and Khovd aimags since the companies replied in their information that they have centralized.

Note for the unresolved difference: The differences are not resolved since the Governors’ Offices of Bulgan and Bayan-Ulgii aimags replied about understatement, the Governor’s Office of Bayan-Ulgii replied that contribution of 150.0 thousand togrogs is not received by from “Ikh mongol mining” LLC and the Governors’ Offices of Gurvantes and Khanbogd soums of Umnugovi aimag provided with less amounts.

6.7 Donations and supporting to state organizations

(In thousand MNT)

Flows	Initial difference	Adjustment		Unresolved difference, net
		Government	Company	
Monetary and non-monetary donations and supporting to ministries and agencies	(10,294,719)	10,980,174	697,483	(12,028)
Monetary and non-monetary donations and supporting to aimags and capital	(4,866,982)	5,103,117	319,937	(83,802)
Monetary and non-monetary donations and supporting to soums and districts	(2,376,606)	4,502,120	2,167,502	(41,989)
Monetary and non-monetary donations and supporting to other organizations	(1,266,947)	474,005	(792,942)	-
Amount	(18,805,254)	21,059,415	2,391,980	(137,818)

6.7.1 Monetary and non-monetary donations and supporting to ministries and agencies

(In thousand MNT)

Companies	Unresolved difference, net
<i>Company payments higher (net) than government receipts</i>	
Shin Shin LLC	(9,528)
MoEnKho LLC	(2,000)
AUM LLC	(500)
Amount	(12,028)
Net difference	(12,028)

The remaining unresolved difference of 12,028 thousand togrogs for monetary and non-monetary donations and supporting to ministries and agencies occurred relating to “Shin Shin” LLC, “MoEnKho” LLC and “AUM” LLC.

Reason for occurrence of difference: Difference occurred because the government did not include initially donations and supporting to state and governmental organizations.

Works done to adjust difference: During the reconciliation, we sent official letters to the companies to get detailed information; and received reply information. Also, we sent Official Letter No.2/53 dated on 26 September to the ATA of Capital, MMRE, FCAA and other governmental entities since the companies replied in their information that they have given donations and supporting to these organizations. Plus, we have received photocopies of supporting documents regarding the donations and supporting.

Note for the unresolved difference: The differences are not possible to be resolved since we have received the following explanations:

- ATA of Capital: did not receive donations and supporting from “AUM” LLC;
- MMRE: did receive only 2,000.0 thousand togrogs in cash, not for publishing of books; and
- FCAA: did not receive donations and supporting from “Shin Shin” LLC.

6.7.2 Monetary and non-monetary donations and supporting to aimags and capital

(In thousand MNT)

Companies	Unresolved difference, net
<i>Company payments higher (net) than government receipts</i>	
Boroo Gold LLC	(37,362)
Govi coal and energy LLC	(15,000)
Sod gazar LLC	(8,950)
SGS LLC	(5,938)
MoEnKho LLC	(4,618)
Red hill Mongolia LLC	(4,353)
Oyu tolgoi LLC	(2,700)
Shin Shin LLC	(2,180)
Kazmon contact LLC	(1,200)
Mongolrusstsvetmet LLC	(1,000)
Erel LLC	(500)
Amount	(83,802)
Net difference	(83,802)

The remaining unresolved difference of 83,802 thousand togrogs for monetary and non-monetary donations and supporting to aimags and capital occurred relating to “Boroo Gold” LLC, “Govi coal and energy” LLC, “Sod gazar” LLC, “Mo En Kho” LLC, “Redhill Mongolia” LLC, “Oyu tolgoi” LLC, “Shin Shin” LLC, “Mongolrusstsvetmet” LLC and “Erel” LLC.

Reason for occurrence of difference: Difference occurred because the government did not include initially donations and supporting to aimags and capitals.

Works done to adjust difference: During the reconciliation, we sent official letters to the companies to get detailed information; and received reply information. Also, we sent Official Letter No.2/53 dated on 26 September to the Governors’ Offices of Bayan-Ulgii, Bayankhongor, Govi-Altai, Selenge, Umnugovi, Dundgovi, Dornod and Darkhan-Uul aimags and other organizations since the companies replied in their information that they have centralized. Plus, we have received photocopies of supporting documents regarding the donations and supporting.

Note for the unresolved difference: The differences are not possible to be resolved since the replies from following places were received informing that the respective donations and supporting were not received:

- Governor’s Office of Bayan-Ulgii aimag - 2,700 thousand togrogs from “Oyu tolgoi” LLC;
- Governor’s Office of Selenge aimag - 37,362.0 thousand togrogs from “Boroo gold” LLC and 4,353.0 thousand togrogs from “Redhill Mongolia” LLC;
- Governor’s Office of Capital - 8,950.0 thousand togrogs from “Sod gazar” LLC;
- Governor’s Office of Dornod aimag - 2,180.0 thousand togrogs from “Shin Shin” LLC;
- Governor’s Office of Darkhan-Uul aimag - 500.0 thousand togrogs from “Erel” LLC;
- Customs Office of Shivee Khuren at Umnugovi aimag - 5,938.0 thousand togrogs from non-monetary donations from “South govi sands” LLC;

- Police Department of Khovd aimag - 630.0 thousand togrogs from “MoEnKho” LLC;
- Central Hospital of Bayan-Ulgii aimag - 1,200.0 thousand togrogs from “Kazmoncontact” LLC;
- Governor’s Office of Dundgovi aimag - 1,000.0 thousand togrogs from “Mongolrusstsvetmet” LLC and
- Governor’s Office of Bayankhongor aimag - 15,000.0 thousand togrogs from “Govi coal and energy” LLC respectively.

6.7.3 Monetary and non-monetary donations and supporting to soums and districts

(In thousand MNT)

Companies	Unresolved difference, net
<i>Company payments higher (net) than government receipts</i>	
Erdene jas LLC	(11,000)
Khangad exploration LLC	(10,167)
Munkh noyon suvarga LLC	(6,412)
Shin Shin LLC	(3,300)
Govi coal and energy LLC	(3,223)
Togrog nuuriin energy LLC	(2,300)
Shariin Gol JSC	(2,004)
Altain khuder LLC	(1,563)
Olon ovoot gold LLC	(570)
Govi consolidated LLC	(500)
Taishin development LLC	(500)
MoEnKho LLC	(300)
Khanshijir LLC	(150)
Amount	(41,989)
Net difference	(41,989)

The remaining unresolved difference of 41,989 thousand togrogs for monetary and non-monetary donations and supporting to soums and districts occurred relating to “Erdene jas” LLC, “Shin Shin” LLC, “Munkh noyon suvarga” LLC, “Khangad exploration” LLC, “Govi coal and energy” LLC, “Tugrug nuuriin energy” LLC, “Shariin gol” JSC, “Altain khuder” LLC, “Olon ovoot gold” LLC, “Govi consolidated” LLC, “Taishin development” LLC “MoEnKho” LLC and “Khan shijir” LLC.

Reason for occurrence of difference: Difference occurred because the government did not include initially donations and supporting to soums and districts.

Works done to adjust difference: During the reconciliation, we sent official letters to the companies to get detailed information; and received reply information. Also, we sent Official Letter No.2/53 dated on 26 September to the Governors’ Offices of Tseel, Tugrug and Erdene soums of Govi-Altai aimag, Erdenedalai soum of Dundgovi, Dalanjar-galan soum of Dornogovi aimag, Mandal-Ovoo and Khankhongor soums of Umnugovi, Munkhkhairkhan of Khovd aimag, Shinejinst and Bayan-Ovoo soums of Bayankhongor and Kherlen soum of Dornod aimag. Plus, we have received photocopies of supporting documents regarding the donations and supporting.

Note for the unresolved difference: The differences are not possible to be resolved since the replies from the following places were received informing that the respective donations and supporting were not received:

- Governor’s Office of Buren soum of Tuv aimag-11,000 thousand togrogs from “Erdene jas” LLC;
- Governor’s Office of Khankhongor soum of Umnugovi aimag-10,167 thousand togrogs from “Khangad exploration” LLC and Bayan-Ovoo soum- 6,412 thousand togrogs from “Munkh noyon suvarga” LLC;
- Governor’s Office of Kherlen soum of Dornod aimag -1,100 thousand togrogs, and Dashbalbar soum – 500 thousand togrogs, Gurvanzagal soum–200 thousand togrogs, Bayandun soum–1,500 thousand togrogs respectively from “Shin Shin” LLC;
- Governor’s Office of Chandmani soum of Govi-Altai aimag -500 thousand togrogs from “Govi coal and energy” LLC;
- Governor’s Office of Erdenedalai soum of Dundgovi aimag-2,723 thousand togrogs from “Govi coal and energy” LLC;
- Governor’s Office of Bayan soum of Tuv aimag-2,300 thousand togrogs from “Tugrug nuuriin energy” LLC;
- Governor’s Office of Shariin gol soum of Darkhan-Uul aimag-2,004 thousand togrogs from “Shariin gol” JSC;
- Governor’s Office of Tseel soum of Govi-Altai aimag-1,563 thousand togrogs from “Altain khuder” LLC;
- Governor’s Office of Mandal-Ovoo soum of Umnugovi aimag-570 thousand togrogs from “Olon ovoot gold” LLC;
- Governor’s Office of Erdene soum of Govi-Altai aimag-500 thousand togrogs from “Govi consolidated” LLC;

- Governor's Office of Dalanjargalan soum of Dornogovi aimag-500 thousand togrogs from "Taishin development" LLC;
- Governor's Office of Munkhkhairkhan soum of Govi-Altai aimag-300 thousand togrogs from "MoEnKho" LLC and
- Governor's Office of Bayan-Ovoo soum of Bayankhongor aimag-150 thousand togrogs from "Govi consolidated" LLC respectively.

7. ADDITIONAL SURVEYS

7.1 Compliance with Order No. 45 of the Minister of Finance, Mongolia

The Appendix of Government Ordinance No.80 of 2007 provides a clear statement of State organizations' participation in EITI implementation, and the requirement to prepare information regarding receipts (eg: taxes, payments, fees, various charges and service charges, donations and support) received in the state budget accounts of the respective local government, per company, along with the items indicated in the EITI forms. However, each year, differences relating to donations paid and support provided to state budget organizations occur. Most state and government organizations as well as the governor's offices of the local government have not implemented "Guidance on recording of donations and supporting".

We conclude that, based on submission of state and government organizations, Order No.45 of 2010 of the Minister of Finance, Mongolia, is not implemented completely by:

- General Tax Authority,
- Mineral Resources Authority,
- Petroleum Authority,
- Police,
- Foreign investment office,
- 20th khoroo of Bayangol district.

But it was implemented sufficiently by 26 soums of 12 aimags. (Galuut and Buutsagaan of Bayankhongor; Khangal of Bulgan; Sharga of Gobi-Altai; Sergelen and Choibalsan of Dornod; Saikhan-Ovoo of Dundgovi; Mandal-Ovoo, Nomgon Tsogttsetsii and Khankhongor of Umnugobi; Asgat, Tumentsogt, Khalzan and Bayandelger of Sukhbaatar; Orkhontuul of Selenge; Bayan-unjuul of Tuv; Buhmurun and Naranbulag of Uvs; Tsetserleg of Khuvsgul; Berkh, Norovlin, Murun, Batnorov, Binder and Galshar of Khentii.)

For Aimags not mentioned above, Order No.45 was not implemented completely as evidenced by the initial reconciliation.

Please refer to Appendix H a,b for implementation of the Order by state and local organizations.

7.2 Study on Implementation of International Financial Reporting Standards (IFRS) and audit

During the reconciliation, we requested 200 companies to complete a form on Implementation of IFRS and IAS (International Accounting Standards). Of those 176 companies replied and 24 did not reply to our request. And 16 replied that they were not audited. (See details in Appendix I).

Three of those 160 audited companies were audited by foreign and 57 by local auditors. Ulaanbaatar audit corporation LLC audited 6 companies of these companies.

Of total audit opinions, 92.5 % were unqualified and 7.5% were qualified and other opinions. 11 companies (only 7.2 % of the total that replied) answered all questions related to Financial Reporting Standards saying they apply all of them. The remaining companies' replied that they did not apply some Standards, but as indicated in the audit opinion on their financial statements, 92.5% had a clean opinion, meaning that the auditors were content with the way Financial Reporting Standards had been applied. We are not, without further enquiry of auditors, in a position to resolve this apparent contradiction.

For the 176 companies that replied, compliance information of IFRS and IAS are shown by %, below:

Account type	Provisions	% compliance		
		Yes	No	N/A
IAS 2-Inventory	Inventories are valued at the lower of cost or net realizable value?	58.0	28.4	13.6
IAS 16- Property, plant and equipment	Include any fixed assets at valuation (as opposed to cost)?	47.7	45.5	6.8
	Capitalize and depreciate property, plant and equipment?	65.9	29.0	5.1
IAS 17-Leases	Financial leases are valued at the lower of the present value of the minimum payments and fair value of assets?	33.0	39.8	27.3
IAS 40-Investment Property	Separately record the investment property apart from fixed assets?	44.9	33.0	22.2
IFRS 6- Exploration for and Evaluation of Mineral Resources	Assess impairment loss of exploration and evaluation assets?	34.1	52.8	13.1
IAS 10- Events After the Balance Sheet Date	Disclose events after the BS date in Financial statements?	58.0	33.0	9.1
IAS 24- Related-party disclosures	Disclose transactions with related parties?	83.5	12.5	4.0
IAS 37- Provisions, Contingent Liabilities and Contingent Assets	Recognize any obligation incurred by dismantling and restoration during a certain period as a result of having carried out activities of exploration and evaluation of mineral resources and calculate amortization?	40.9	38.1	21.0
	Recognize and record contingent liabilities?	52.3	42.0	5.7
IAS 12-Income tax	Record differences between tax and financial bases of accounting and recognize deferred assets and liabilities?	83.0	12.5	4.5
Average percentage		54.6	33.3	12.0

From this table, it appears that IFRS and IAS compliance of companies might not reach the required level. It should be recalled that, in addition to these percentages, 21% of companies declined to answer any questions about IFRS.

If compliance with IFRS is a key concern of the MEITI, it would be necessary to invite auditors to comment on the responses provided by companies. Note, however, that IFRS reporting is not a requirement of the EITI Rules.

We suggest that MEITI should place additional emphasis on whether auditors are applying International Auditing Standards, which are required by EITI requirement 12.

7.3 Management representation letter from companies

We requested 200 companies to issue a Management representation letter (the text of which is set out at Appendix J) to confirm their official responsibility for their EITI template reports and to confirm that the company reports are based on accounts audited to international standards.

Receipt of Management representation letter from companies

(in million MNT)

Received/Not received	Company replies		Total financial flows	
	number	percentage	number	percentage
Received	132	66.0	1,088,566	50.8
Not received	68	34.0	1,062,168	49.2
Total	200	100.0	2,150,734.0	100.0

Fifty one companies equal to 25.5% did not submit management representation letter to us. The value of payments covered by confirmations was 1,088,566 million MNT which represents 50.6 % of total reported payments. It may be concluded that EITI requirement 12 has not been met.

It is interesting to note that, after companies provided the letter stating the completeness of their declarations, some of the declarations were subject to material amendment as part of the reconciliation process. The seriousness with which those companies treat the letter may thus be doubted.

We recommend that the Working Group consider implementing the procedure set out in EITI Requirement 12 (b): information prepared by companies should be subject to verification by the company's external auditor before it is submitted to the reconciler. The auditor should issue a report confirming that the cash basis EITI information is consistent with the audited financial statements.

7.4 Environmental Protection and Rehabilitation Report

Environmental Protection and Remediation Reports are summarized based on 83 companies' information, provided to us by MRAM. (See Appendix K).

117 companies did not report to MRAM about remediation work for the following reasons: 55 companies operate mining exploration and oil activities; exploration; however 62 companies failed to report on remediation work even though they carried out mining operations; MRAM suggested that perhaps some did not have a remediation plan for that year.

A summary of the 83 companies that carried out a remediation work is shown below: See details in Appendix K.

Technical Remediation (in thousand cubic meters)			Soil remediation (in thousand cubic meters)			Biological remediation (in thousand cubic meters)			Declared cost of work done (in million MNT)		
Plan	Performance	%	Plan	Performance	%	Plan	Performance	%	Budget	Actual	%
266.8	301.2	112.9	297.4	34.0	11.4	126.5	290.5	229.6	2,297.9	4,499.7	195.8

From this remediation report, Andiin elch LLC, Bayalag ord LL, Bulgangangat LLC, Dunerdene LLC, Mondulaan trade LLC and Tsairt Minerals LLC made Technical and Biological remediation completely. (See details in Appendix K a,b) The companies that spent more for remediation work are as follows:

	Million MNT
Boroo Gold LLC	2,251
Energy Resources LLC	555
Munkhiin noyon suvarga LLC	229
MoEnKho LLC	200

Comparison of moneys received into the Environmental protection account and actual remediation work expense was as follows ?... Ministry of Environment and Green Development reported that 1,215,632 thousand MNT had been received into the Environmental Protection account from 172 companies in 2011.

In 2011, no company did remediation work completely and thus had its deposit to the Environmental Protection account refunded. There was no remediation work done by professional remediation contractor which would have triggered a payment out of the Fund.

Therefore, it might be inferred that companies under-estimate their planned remediation in order to keep the deposit amounts small. Also when mined areas are abandoned by the owner or miner, there is no legislation for financial guarantees and the remediation work is left at risk.

As indicated in the article 38.3 in the Mongolian Minerals Law, when the mining license holder did not fulfill and complete the obligations in their environmental protection plans, the remediation works are to be performed by the local governor with the fund indicated in the article 38.1.8, and any additional resources required to complete the process should be paid from the company without dispute. However, when the deposit amount in the environmental remediation account becomes insufficient for the further environmental operations or a company becomes financially incapable, the law does not describe how to perform further environmental remediation. We recommend a review of the legislation, as further described in paragraph 8.3.1 of this report.

According to the Mongolian Resource Law, within the 30 days after obtaining the permits, the exploration license holders are obliged to submit an Environmental Protection Plan to the Office of Environmental Monitoring and the governors of the soums and districts followed by transferring the 50% deposit for all environmental remediation activities. The deposit is to be placed for such purpose in accounts created by the local governor.

However, companies that have not placed the environmental remediation deposit were:

- Tethys Mining LLC ,
- Antandornod Mongol LLC,
- Batu Mining LLC,
- Orchlon Ord LLC,
- Olon Ovoot gold LLC,
- Berkh Resources LLC which did not fulfill the legal obligation described in the Minerals Law of Mongolia

article 38.1.8 described as to place the 50% of monetary fund for environmental protection and remediation operation as a guarantee in the accounts created by local governors of soums and districts.

Quality of the data

No.	Companies	Technical Remediation (in hectare)	Soil remediation (in hectare)	Biological remediation (hectare)	Cost (in MNT million)	Costs (million MNT/ Ha)
1	"Boroo Gold" LLC	55.2	-	55.2	2,281.0	41.3
2	"Energy Resource" LLC	3.0	-	1.0	554.9	277.4
3	"Mon Co" LLC	4.0	-	6.1	200.1	39.6
4	"South Gobi Sands" LLC	10.6	11.7	12.6	197.5	11.3
5	"Tsairt Mineral" LLC	4.0		4.0	146.3	36.6
6	"Chinkhua MAK nariin sukhait" LLC	-	0.2	0.3	93.3	373.3
7	"Tavan Tolgoi" LLC	0.6	6.1	0.9	46.7	18.4
8	"Dun-Erdene" LLC	3.2	-	3.2	33.2	10.4
9	"Bulgan Gangat" LLC	4.1	-	4.1	30.0	7.4
10	"Andiin Ilch" LLC	3.2	4.0	1.3	21.2	7.5
11	"Berkh Uul" LLC	22.5	-	22.5	20.9	0.9
12	"Bold Fo Ar Da" LLC	-	0.1	-	18.9	134.7
13	"Shivee Ovoo" JSC, "Erdenes-MGL" LLC	-	-	0.7	18.6	79.7
14	"Mongol Alt" (MAK) LLC	3.1	-	3.0	18.4	6.0
15	"Erdenes Tavan Tolgoi" JSC	-	1.2	-	17.9	44.7

No.	Companies	Technical Remediation (in hectare)	Soil remediation (in hectare)	Biological remediation (hectare)	Cost (in MNT million)	Costs (million MNT/ Ha)
16	"Shariin Gol" JSC	0.7	4.0	-	16.8	10.7
17	"Aduun Chuluun" JSC	5.1	1.0	2.0	16.0	5.9
18	"Datsan Trade" LLC	0.1	-	0.1	11.3	113.0
19	"Khurai" LLC	1.2	-	1.2	9.3	7.5
20	"Bayalag Ord" LLC	2.5	1.7	1.7	7.2	3.7
21	"Gurvan Tuhum" LLC	3.9		3.9	6.6	1.7
22	"Bayanteeg" JSC	3.7	-	-	5.5	1.5
23	"Gurvan Tuhum" LLC	4.4		4.4	5.0	1.1
24	"Khotgor" LLC	1.0	1.8	1.8	2.9	1.9
25	"Erel" LLC	0.4	-	0.4	2.7	6.8
26	"MCTT" LLC	0.1	-	0.1	2.5	27.8
27	"Shin Lun" LLC	0.3	-	0.3	2.0	5.9
28	"Chingisiin Khar Alt" LLC	-	1.2	-	1.6	1.3
29	"Mondulaan Trade" LLC	2.8	-	2.8	1.5	0.6
30	"Mogoin Gol" LLC	4.5	1.0	-	0.8	0.3
	Total amount	144.3	34.0	133.6	3,790.6	42.6

Described in the above table, the companies' expenditure was compared to the operations they performed for environmental remediation reported. According to the data, companies appear to have significant differences in the key metric of cost hectare.

This casts some doubt on the reliability of data reported by companies. In particular, the largest amount of 2,251.0 Million MNT was spent by Boroo Gold LLC for technical and biological remediation in 55.2 hectare (41.3 million MNT per hectare), whereas Mogoin Gol LLC has spent only 0.8 million MNT claiming that the remediation works covered 4.5 hectares soil remediation and 1 hectare matrix soil (nutritious).

Thus, 0.8 million MNT is insufficient for remediating such an area which might indicate inaccurate technical and financial reports of environmental remediation by the companies. Therefore there is a doubt that some companies' information may be incorrect.

7.5 Analysis on Implementation of Mining Activity Plan

128 companies submitted Analysis on Implementation of Mining Activity Plan by mining production commodity; there were 45 companies run exploration activity and 13 oil companies which were not involved in this information.

Information of the 40 companies that submitted Analysis on Implementation of Mining Activity Plan is summarized below by same unit measurements. Copper, zinc, lead, fluorspar, iron, limestone and gypsum are summarized in this table. In future, a different questionnaire should be designed for oil companies. (See details in Appendix L) **It is appropriate to prepare an additional questionnaire for Oil Company.**

Minerals contained	Earth removal (in thousand cubic meters)			Ore mining (in thousand cubic meters)			Ore processing (in thousand cubic meters)			Product output (kilograms)			Sales of products (kilograms)		
	Plan	Performance	%	Plan	Performance	%	Plan	Performance	%	Plan	Performance	%	Plan	Performance	%

Total	Construc- tion material	Iron	Spar	Copper, silver, plum bum, zinc
19,445.8	134.9	11,782.1	989.1	6,539.6
11,358.3	91.4	3,182.7	950.7	7,133.5
58.4	68.8	27.0	96.1	233.3
37,229.4	111.1	8,979.5	1,068.7	27,070.1
33,400.8	150.9	4,340.1	745.9	28,163.9
89.7	138.3	48.3	69.8	202.6
37,714.0	1.0	10,965.7	634.8	26,112.5
31,744.5	-	4,294.1	895.2	26,555.2
84.2	-	39.2	141.0	200.2
7,472.0	106.0	6,298.7	457.7	609.6
2,942.7	154.7	1,784.9	381.6	3,394.5
39.4	147.3	28.3	83.4	255.3
27,994.5	106.0	26,848.7	430.2	609.6
2,874.4	154.7	1,739.9	371.1	3,381.7
10.3	147.3	6.5	86.3	242.7

Among 200 companies that reported their 2011 mine production, following companies has achieved the production %ages of their mine plans:

Company	Activity	% of achievement
Erdenet Mining corporation LLC	copper mining	101.8-106.0 %
Tsairt Minerals LLC	zinc mining	101.0-127.1%
Northwind LLC	phosphorus mining	109.0-172.7 %

Other companies mentioned performed 3.9 % -47.9 % less than shown in their mine plan. Information of the 4 companies undertaking gold concentration that submitted gold mining activity plan and performance are summarized below: (See details in Appendix L)

Deposit	Earth removal (in thousand cubic meters)			Ore mining (in thousand cubic meters)			Ore processing (in thousand cubic meters)			Product output (kilograms)			Sales of products (kilograms)		
	Minerals contained	Plan	Performance	Plan	Performance	%	Plan	Performance	%	Plan	Performance	%	Plan	Performance	%
3,433.9															
-															
-															
641.3															
-															
-															
8,357.7															
2.3															
0.03															
8,642.8															
1.8															
0.02															
178.8															
1.8															
1.0															

Information of the 40 companies that submitted mining activity plan and performance are summarized below: (See details in Appendix L)

Minerals contained	Earth removal (in thousand cubic meters)			Ore mining (in thousand cubic meters)			Ore processing (in thousand cubic meters)			Product output (kilograms)			Sales of products (kilograms)		
	Plan	Performance	%	Plan	Performance	%	Plan	Performance	%	Plan	Performance	%	Plan	Performance	%
Alluvial deposit	18,818.2	5,244.6	27.9	6,085.7	3,777.7	62.1	5,168.1	3,764.6	72.8	4,611.5	4,951.7	47.2	4,265.0	4,066.8	30.3

Information of the 35 companies that submitted coal mines activity plan and performance are summarized below: (See details in Appendix L)

Earth removal (in thousand cubic meters)			Product output (Coal, in thousand ton)			Sales of products (Coal, in thousand ton)		
plan	Performance	%	plan	Performance	%	plan	Performance	%
135,361.3	113,429.6	83.8	34,575.0	28,898.0	83.6	33,182.4	26,556.0	80.0

Companies are listed in order of quantity of carried out soil removal work in 2011 below:

Company name	Earth removal (thousand.m3)	Minerals contained
Energy resource LLC	19,906.0	Coal
Southgovi sands LLC	18,178.4	Coal
Mongol Alt Mak LLC	17,533.8	Coal
Baganuur JSC	15,453.4	Coal
Tavantolgoi LLC	12,378.4	Coal
Shivee ovoo JSC	6,247.0	Coal
Erdenet mining corporation LLC	5,670.0	Copper
Chinkhua Mak nariin sukhait LLC	5,004.4	Coal
Khangad exploration LLC	3,941.6	Coal
Erdenes Tavan tolgoi JSC	3,844.3	Coal
Other	21875.3	
Total	130,032.6	

Due to the companies being involved in many different categories of mining, thus making it difficult to compare (as we were requested to do) the amounts indicated in operations such as mining, production, product manufacturing, sales of product, the amounts have been converted and classified here to have same unit measurements. Nevertheless, this data can be highly misleading.

We have prepared the information on natural environment protection and rehabilitation work and execution research of mining work plan based on information provided by MRAM.

7.6 Movement in Mining and Exploration License holdings

Changes in Mining and Exploration Licenses of Companies involved in the Reconciliation are as follows: (See details in Appendix M).

	Number of Mining Licenses				Number of exploration licenses			
	At the beginning of 2011	Issued	Ceased	At the end of 2011	At the beginning of 2011	Issued	Ceased	At the end of 2011
Covered companies	382	26	10	398	578	24	57	545

At the beginning of 2011, 107 (out of the total 200 companies involved in the reconciliation) hold 382 mining licenses; by the end of 2011 the number had increased to 398. The following companies obtained one mining license each by converting their exploration licenses: Bayan tegsh LLC, Gurvan zam LLC, Dorniin Khuder LLC, GLDB LLC, Munkhnoyon suvarga LLC, Olon ovoot gold LLC, Southgovi sands LLC, COAL LLC, CMKI LLC, Khan shijir LLC and Ejbalei LLC; 6 companies obtained 15 mining licenses from other companies. The companies, Bayalag Ord LLC, Beren group LLC, Gunbileg trade LLC, Erven khuder LLC and Erdenes MGL LLC transferred their 1-5 exploration licenses each to others.

For exploration licenses, at the beginning of 2011, 69 of those 200 companies held 578 exploration licenses; by the end of 2011, it had reduced to 545.

The following companies obtained in total 24 exploration licenses (up to 7 each) by transferring from other companies: GeominLLC LLC, Gobi Coal and Energy LLC, Ikh Mongol Mining LLC, Cascade LLC, Mondulaan trade LLC, Mon Laa LLC, Mongol Altai Resources LLC, OGCAL LLC, CCEM LLC, Sod gazar LLC, Terra Energy LLC, Tengry terra resources LLC, Hera investment LLC and Khotu LLC. 6 licenses expired: 1 license of Asiagold LLC, 3 licenses of Tethys Mining LLC, 2 licenses of Erdene Jas LLC respectively.

As per detailed information from MRAM, 1841 companies hold 1200 pcs of exploration licenses, 2576 pcs of exploitation licenses. (See details in Appendix M a,b).

7.7 Companies that hold most exploration and mining licenses

From 200 companies involved in the reconciliation, most license holders are listed below:

Companies	Deposit in Budget for environmental rehabilitation	"Exploitation" license	"Exploitation" license	Total	Company type
1. "Tethys Mining" LLC	-		63	63	With 100 % foreign investment
2. "Altan Dornod Mongol" LLC	-	29	6	35	With 100 % foreign investment
3. "Liubodivincvei Resource" LLC	10,000.0	3	27	30	With 100 % foreign investment
4. "Central Gold Mongolia" LLC	1,625.0	7	20	27	With 100 % foreign investment
5. "MoEnCo" LLC	66,442.0	10	9	19	With 100 % foreign investment
6. "Gobi consolidated" LLC	4,175.0		18	18	With 100 % foreign investment
7. "Erdene Jas" LLC	2,601.5		17	17	With 100 % foreign investment
8. "Batu Mining Mongol" LLC	-		15	15	With 100 % foreign investment
9. "South Gobi Sands" LLC	125,745.0	3	12	15	With 100 % foreign investment
10. "Samtan Mores LLC	900.0		14	14	With 100 % foreign investment
Amount	211,488.5	52	201	253	
11. "Gobi Coal and Energy" LLC	7,775.0	4	28	32	With 100 % Mongolian investment
12. "Mongol Alt MAK" LLC	7,050.0	22	9	31	With 100 % Mongolian investment
13. "Gatsuurt" LLC	7,575.0	18	3	21	With 100 % Mongolian investment
14. "Orchlon Ord" LLC	-		16	16	With 100 % Mongolian investment
15. "Olon Ovoot Gold" LLC	-	7	8	15	With 100 % Mongolian investment
16. "Datsan Trade" LLC	3,827.5	11	3	14	With 100 % Mongolian investment
17. "Tengry terra Resource" LLC	6,365.0		13	13	With 100 % Mongolian invest-

Companies	Deposit in Budget for environmental rehabilitation	"Exploitation" license	"Exploitation" license	Total	Company type
					ment
18. "MRS MGL" LLC	600.0		13	13	With 100 % Mongolian investment
Amount	33,192.5	62	93	155	
19. "Mongolrustsvetment" LLC	76,313.5	33	3	36	State property, with foreign investment
20. "Berkh Resource" LLC	-		13	13	Joint with foreign investment
Amount	76,313.5	33	16	49	
Total amount :	320,994.5	147	310	457	

Half of all licenses are held by the 20 largest companies. Those licenses represent 49% of total licenses in the end of 2011 held by the Covered Companies.

7.8 Survey on Agreement implementation

We send an official letter with reference №2/38 to companies on August 10, 2012 at the beginning of the reconciliation and requested them to submit copy of their contracts concluded with Local Administrative Organization where they operate or contract implementation report. Only 21 companies or 10% replied to us. 39 contracts were concluded between Local Governor Office and 29 companies at repeated number. Summary of contracts is illustrated below: (See detailed information in Appendix N).

№	Contract type	Number of contracted company	Number of contracts	Local organizations concluded contract
1	Contract on implementation of environmental protection laws and legislation	5	8	8
2	Cooperation agreement	8	8	7
3	Contract on water use	8	8	7
4	Contract on land ownership	6	7	7
5	Contract on conducting exploration	1	1	1
6	Other	1	7	
	Total	29	39	

7.9 Quality of Information provided for the purpose of the report

When we first addressed the companies, we sent official letters with appendices concerning:

- survey on compliance with IFRS,
- letter of management responsibility,
- campaign of mining and exploration,
- environmental protection and restoration report,
- survey on result of "Execution of Mining work plan",
- result of implementation of agreement with local authorities.

The quality of reports and information the companies sent was low, and reports were only superficially completed. Appendices had to be requested several times.

Companies considered that they had already provided this kind of information because they were obliged to send "Execution of Mining work plan" to MRAM (Form №2.7) and "Environmental protection and restoration report" (Form №2.9). We sent a letter to the companies requesting a copy of such documents.

Companies repeated the same mistakes as last year (confusing units such as m³ with ha, ton with kg). We requested MRAM to prepare a survey of implementation of "Execution of Mining work plan" and "Environmental protection and restoration report" But the information received from MRAM was also unsatisfactory. For Example:

- 1) in responding to the survey on implementation of "Execution of Mining work plan", for various different minerals, the quantities were denominated in a mix of kg and ton and then combined in one form but not summarized. Quantitative indicators on environmental protection and restoration report contained errors and the implementation percentage was incorrect. Last year, the form was prepared and submitted correctly.
- 2) During this period, the MRAM officer in charge was on vacation and acting officer did not do a good job of preparing information and surveys.

- 3) The number of special mining licenses in the “Report of movement on Exploration and mining special license” and number as at 31st December 2011 in the “Special license holder entities survey” were different. Information from two divisions of the same organization was different, indicating that coordination was not good and control was weak.
- 4) Customs General Administration sent information in total rather than by individual payments. For this reason, differences between the amounts of custom duties and custom service charge paid by companies and the amount reported by the Administration are unresolved, despite being requested continually. Customs General Administration neglects the EITI reconciliation report. The National Council should consider this.

7.10 Participation of Government and Companies

We send an official letter to 491 organizations and obtained information as follows:

	Number of organization to which letter was sent
Ministries and Agencies	31
State Budgeted Organization	33
Aimag	21
Soum	198
District	8
Company	200
Total	491

In accordance with our terms of reference, we evaluated the transparency and culture of communication of reporting organizations, as follows:

	Number of Government Organization involved in the Reconciliation	Evaluation		
		Satisfactory	Average	Inadequate
Government Organizations	11	5	4	2
Local administration	21	8	5	8
Companies	200	54	118	28

Government organizations

As regards Government organizations, we evaluated

- “Satisfactory” – 5 entities,
- “Average” - 4,
- “Inadequate” - 2. (See detail in Appendix O).

The ‘satisfactory’ organizations were Mongolian Tax Authority, Petroleum Authority and Natural Resources Department of the Ministry of Environment and Green Development and the General Department of Social Insurance.

The Ministry of Finance, Mongolian Customs General Administration, Mineral Resource Authority of Mongolia and Nuclear Energy Authority of Mongolia we evaluated as “Average” for the following reasons:

- Ministry of Finance delayed answering an official letter and it was generally very difficult to get answers from the Ministry.
- We send an official letter with reference №2/41 Customs Authority on August 20, 2012 in order to solve discrepancy. It refers that “last year your organization sent us information on receipts of customs tax and service fee paid by companies in whole amount instead of separate by each item. If you send them in whole amount, we are not able to solve the difference and contact you again and again; so could you please send us breakdown of payments”. But they did not concern the letter and sent us taxes and service fees in whole amount same as last year.
- MRAM did not provide responses in a rational way regarding payments and service charges paid by license holders. This wasted much time and it was hard to find necessary results. On the other hand, compared to the previous year, mining and exploration license fee was reported in Tugriks, and on a timely basis.
- Nuclear Energy Authority did provide full information; we requested them again and received required information.

Reasons to assess “Inadequate” were as follows:

- State Professional Inspection Agency (SPIA) included penalties they levied in the Government reconciliation report, so we wrote to SPIA to clarify differences on the amount of penalties when compared to company reports. We worked with the General Accountant of SPIA for several days without success and eventually they advised us to check the statement of penalty with the deposit account of the Treasury Department of

the Ministry of Finance. No satisfactory reply was received. A late reply included information about mostly unrelated entities.

- Department of Labor and Social Service delayed replying to an official letter for reconciliation report. The officer in charge of 'foreign specialists and workforce workplace' payment refused to cooperate on grounds of anticipated pending redundancy.

8 local administrative organizations received good mark, 5 - average, and 8 - bad marks. Openness of local administrative organizations is illustrated in detail. (See Appendix "O").

- Based on detailed information provided by the companies, we sent an official letter №2/53 prepared jointly by Mongolian EITI and Ulaanbaatar Audit Corporation LLC through fax on September 26, 2012 in order to clarify difference on tax, fee, payment, charge, service fee and donation paid to local budget and received reply from them. In evaluating governor offices of aimags, we considered their responsiveness to the letter and preparation of complete and correct information indicated in the annex.
- Most of them provided incomplete and incorrect information. We contacted those more than 5 times to get correct information. That is complicated to us, organizations and companies participating in the reconciliation.

Average mark was given because of the following reasons:

- Governor Office of Bayankhongor aimag was requested many times; governor offices of Shinejinst and Bayan-Ovoo provided incomplete information.
- Companies gave importance to term and provided information without delay except Governor Office of Khuvsgul aimag provided incomplete information on payment and donation paid by local budget companies. We contacted the companies again and obtained primary accounting documents.
- Governor Office of Darkhan-Uul, Dornod and Orkhon aimags did not provide information in time and was requested many times.

Inadequate mark was given because of the following reasons:

- During the reconciliation, Governor Office of Bayan-Ulgii aimag responded in writing that they did not receive any donation which was reported by Government Report. From this we view that quality of submitted information was bad, attitude towards preparation of correct report and information was low, and rough information and reports were submitted.
- When we called relevant officials and inquired them how was their preparation of information and when they were able to send 5 days after sending letters to governor offices of Dornogovi, Zavkhan, Selenge, Uvs and Khovd aimag, they replied that information and report preparation was not started. They sent information after being requested many times. Governor Office of Uvs and Khovd aimag provided incomplete information. For Zavkhan aimag, it has to provide not much information covering 1-3 soums from few mining companies, but it failed to submit in time. Those aimag paid less attention in submitting information within term.
- Governor Office of Dundgovi aimag participates reconciliation work inactively every year, and submits incorrect and incomplete information, does not pay attention in submitting information and report within term, and is requested many times.
- Governor Office of Umnugovi aimag has explained that they were not able to provide information again on donation received from mining companies because they reported those in this year's report. And they submitted required information after delaying. Officials who are responsible to prepare information submitted incomplete information of governor offices of some soums because they were on business trip to soums. They delayed sending information and submitted one month after receiving our official letter. Report of the aimag prepared by Government were at lump sum amount and donation and assistance were classified in wrong category; donation provided by companies were not reported completely; we required to confirm again many times because during the reconciliation companies provided detailed in information in which they increased their previously reported amount.

Companies

Regarding Companies, our assessment was:

- "Satisfactory" – 54 companies
- "Average" - 118
- "Inadequate" - 28

See the Appendix - Q for Companies' openness /transparency

For Transparency and communication culture of following companies were assessed as "Satisfactory":

1.Aduunchuluun JSC	15.Datsan Trade LLC	29.Odod Gold LLC	43. Taizhong development LLC
2.Asiagold Mongolia LLC	16.GLDB LLC	30. Olova LLC	44. Tethys Mining LLC
3.Altai Khangai Burd LLC	17.Jotoin Bajuuna LLC	31.Orchlon Ord LLC	45. Ten khun LLC
4.Alshaakhairkhan LLC	18.Zaraya Holdings LLC	32.Ochir-Undraa LLC	46. Ulzgol LLC
5.Bayalag Ord LLC	19.Zuunmod Uul LLC	33.Oyut Ulaan LLC	47. Khartarvagatai JSC
6.Bayan Airag Exploration LLC	20.Ilt Gold LLC	34.OGCHL LLC	48. Khos khas LLC

7. Bayan Erch LLC	21. Cascade Mining LLC	35. Pertocoal LLC	49. Chingisiin khar alt LLC
8. Bayanteeg LLC	22. Kojegovi LLC	36. Redhill Mongolia LLC	50. Chinkhua Mak nariin sukhait LLC
9. Belgraviy Mining LLC	23. MEC LLC	37. Sansariin Geology khaiguul LLC	51. Shine shivee LLC
10. Bulgan Gangat LLC	24. Mon Laa	38. Southgobi sands LLC	52. Emeelt mines LLC
11. Bumbat Resources LLC	25. Mongol Uranium Resources LLC	39. Centnera gold mongolia LLC	53. SBF LLC
12. Berkh-Uul LLC	26. Mongoljuyanili LLC	40. CCEM LLC	54. Boroo Gold LLC
13. Golden Gobi Mining LLC	27. Mongolrostsevetmet LLC	41. CMKI LLC	
14. Golden Cross LLC	28. Munkh Noyon Suvarga LLC	42. Sonor trade LLC	

For providing brief accurate information for preparation of the reconciliation report in short period of time, above mentioned companies were assessed as "Satisfactory" as regards transparency and communication culture.

We assessed as "Inadequate" for transparency and communication culture the following companies:

1. Altan dornod mongol LLC	8. Gatsuurt LLC	15. Zhu Yu E LLC	22. Tavantolgoi LLC
2. Batu Mining Mongolia LLC	9. GBNB LLC	16. Ikh Khan Uul LLC	23. Khanshijir LLC
3. Big Mogul Coal and Energy LLC	10. Geomin LLC	17. Mongol altai resources LLC	24. Khotgor shanaga LLC
4. Bold tumur yruu gol LLC	11. Gunbileg gold LLC	18. Mongol metal mining LLC	25. Khuden LLC
5. Broad LLC	12. Gunbileg trade LLC	19. Olon ovoot gold LLC	26. MRCMGL LLC
6. Bumban-Olz LLC	13. Delger-Orchlon LLC	20. COAL LLC	27. Erdene jas LLC
7. Bumbat LLC	14. Jinghua ord LLC	21. CCM LLC	28. Erdenes Tavan tolgoi JSC

The Reason to assess as "Inadequate" was that they delayed providing detailed information or provided incomplete or no information or no appendices. Much time and effort was spent writing letters to companies who refused to support EITI.

7.11 Donations and support provided to Governmental Organizations

Per reports from the Companies, they provided donation and support of 14,872.70 million MNT to Ministries and Agencies. And Ministries and Agencies reported that they received donations and support of 14,851.7 million MNT, unresolved difference reached to 21.0 million MNT. (See Appendix R and S).

Donations and support provided to Governmental Organizations

(in thousand MNT)

№	Organizations received donation	After adjustment		Unresolved difference	Company provided donation	
		Government	Company		Name of company	
1	Ministry of Finance	21,000.0	21,000.0		Energy Resources LLC, Erdenet Mining Corporation LLC	2
2	Ministry of Foreign Affairs	14,000.0	14,000.0		Mon Polimet LLC, Energy Resources LLC	2

№	Organizations received donation	After adjustment		Unresolved difference	Company provided donation	
		Government	Company		Name of company	
3	MMRE	25,880.0	27,880.0	(2,000.0)	Petrochina Dachin Tamsag LLC, Boroogold LLC, Ten Khun LLC, Chinkhua MAC Nariin Sukhait LLC, Shanlun LLC, APEXPRO LLC, Erdenet Mining Corporation LLC, MonEnCo LLC	8
4	State Property Committee	453,208.3	453,208.3		Shivee Ovoo JSC, Erdenet Mining Corporation LLC	2
5	Mineral Resource Authority	10,800.0	10,800.0		Dun Yuan LLC, MonEnCo LLC	2
6	Oil Authority	266,695.6	266,695.6		Zon Khen Yu Tian LLC, Petro Matad LLC, Petrochina Dachin Tamsag LLC, Sansaryn Geology Khaiguul LLC, Donsheng Oil LLC, Shaiman LLC, APEXPRO LLC, NPI LLC, Magnai Trade LLC, Golden Ci Petroleum LLC, Govi Energy Partners LLC, MCS LLC, Petro Mongolia LLC	12
7	Professional Inspection Office	213,799.2	213,799.2		Oyu Tolgoi LLC	1
8	Labor and Welfare Agency	5,879,999.0	5,879,999.0		Oyu Tolgoi LLC, Ten Khun LLC	2
9	Traffic Police General Department	1,500.0	1,500.0		Oyu Tolgoi LLC, Chingis Khar Alt LLC	2
10	Police General Department	31,000.0	31,000.0		Dun Yuan LLC, Erdenet Mining Corporation LLC	2
11	Science Academy	33,500.0	33,500.0		Baganuur JSC, Shivee Ovoo JSC, Energy Resources LLC, Erdenet Mining Corporation LLC, Shariin Gol JSC	5
12	Foreign Investment Agency	13,800.0	13,800.0		Zon Khen Yu Tian LLC, QGX Mongolia LLC, Golden Ci Petroleum LLC, Dun Yuan LLC, Chinkhua MAC Nariin Sukhait LLC, APEXPRO LLC, Petro Matad LLC	7
13	Immigration Office	60,234.7	69,762.7	(9,528.0)	MonEnCo LLC, Oyu Tolgoi LLC, Southgobi Sands LLC, Western Prospector Mongolia LLC, Tsairtmineral LLC, Shing Shing LLC, Zon Khen Yu Tian LLC, Capcorp Mongolia LLC, Petrochina Dachin Tamsag LLC	8
14	Stock Exchange of Mongolia	17,534.5	17,534.5		Shivee Ovoo JSC, Energy Resources LLC	2
15	Professional Education Training Centre	4,098,244.1	4,098,244.1		Oyu Tolgoi LLC	1

№	Organizations received donation	After adjustment		Unresolved difference	Company provided donation	
		Government	Company		Name of company	
16	Central Laboratory of Customs	23,652.1	23,652.1		Erdenet Mining Corporation LLC	1
17	Governor Office of Metropolis		8,950.0	(8,950.0)	Sod Gazar LLC	1
18	Auto transportation Authority of Metropolis		500.0	(500.0)	AUM LLC	1
19	Investment Agency of Metropolis	3,291,609.0	3,291,609.0		Boroo Gold LLC	1
20	National Centre for Standard and Measurement	1,000.0	1,000.0		Southgobi Sands LLC	1
21	Sukhbaatar District	50.0	50.0		Chinkhua MAC Nariin Sukhait LLC	1
22	Songinokharkhan District	1,000.0	1,000.0		Gatsuurt LLC	1
23	Mining Safeguarding Agency	25,600.0	25,600.0		Shing Shing LLC, Tugrug Nuurn Energy LLC, Redhill Mongolia LLC, Ten Khun LLC, Olon Ovoot Gold LLC	5
24	Child Detention Centre	9,104.1	9,104.1		Peadody Winsway Resources LLC, Kogigobi LLC	2
25	Police Station of Bagakhangai District	400.0	400.0		Taats Murun LLC	1
26	Khoroo 20 th of Bayangol District	1,100.0	1,100.0		Dun Yuan LLC, Gatsuurt LLC	
27	Khoroo 4 th of Bayanzurkh District	193.0	193.0		Gurvantukhum LLC	1
28	Mongolian National Broadcasting	14,938.0	14,938.0		Oyu Tolgoi LLC, Tsairtmineral LLC	2
	Total	14,509,841.6	14,530,819.6	(20,978.0)	-	74

Explanation note: Donation 8,950.0 thousand MNT provided by Sod Gazar LLC was reported in the category, donation provided to aimag and capital city in company adjustment table. This difference was not resolved. Total amount of the above table, donation provided to government organizations, was over by 8950.0 thousand MNT.

Donations and assistance from companies to local government organizations

Companies reported that they provided donations and supporting of 12,072.5 million MNT to Local Government organizations. But Local Government reported that they received donations of 11,955.6 million MNT. (See Appendix R and S).

(in thousand MNT)

№	Name aimags	After adjustment		Unresolved difference	Companies provided difference	
		Government	Company		Name	№
1	Arkhangai	50,000.0	50,000.0	-	Beren Mining LLC	1
2	Bayan-Ulgii	7,050.0	8,250.0	(1,200.0)	Kazmon Contact LLC, Geomin LLC, Erdene jas LLC	3
3	Bayankhongor	404,343.4	419,493.4	(15,150.0)	Mongolbalgorgo LLC, Ododgold LLC, Khanshijir LLC, Andyn Temuulel LLC, Jamp Alt LLC, Bayalag Ord LLC, Gobi Coal and Energy LLC, Bayajmal Alt LLC,	8
4	Bulgan	492,542.6	492,542.6	-	GBNB LLC, Tengry Terra Resource LLC, Mon Polimet LLC, Mongol Metal	6

№	Name aimags	After adjustment		Unresolved difference	Companies provided difference	
		Government	Company		Name	№
					Mining LLC, Yrmun Uul LLC, Erdenet Mining Corporation LLC	
5	Govi-Altai	154,611.7	161,162.3	(6,550.6)	MonEnCo LLC, Altain Khuder LLC, Gobi Coal and Energy LLC, Marco Polo LLC, Sod Gazar LLC, Tengry Terra Resource LLC, Samton Mores LLC, Gobi Consolidated LLC	8
6	Govisumber	430,631.0	430,631.0	-	Shivee Ovoo JSC, Shine Shivee LLC, MCTT LLC, Oyu Tolgoi LLC	4
7	Darkhan-Uul	34,160.3	36,664.3	(2,504.0)	Shariin Gol JSC, Erel LLC, Dadizi Yan LLC	3
8	Dornogovi	1,199,536.6	1,200,036.6	(500.00)	Kazmon Contact LLC, Mongolrostsvetmet LLC, Tsairtmineral LLC, Chingisyn Khar Alt LLC, MCTT LLC, Erel LLC, Mongol Uranium Resource LLC, Peadody Winsway Resources LLC, Mongol Alt Mac LLC, Taishen Development LLC, GLDV LLC, Shine Shivee LLC, Sod Gazar LLC, Sod Gazar LLC, Kogigovi LLC, Donsheng Oil LLC, Bayantegsh Impex LLC, Zaraya Holdings LLC, Berhresource LLC, Tengry Terra Resource LLC, Zon Khen Yu Tian LLC, Orchlon Ord LLC, Commod LLC	22
9	Dornod	474,347.7	479,827.7	(5,480.0)	Mongol Alt Mac LLC, Petro Matad LLC, Petrochina Dachin Tamsag LLC, Aduunchuluun JSC, Buman-Olz LLC, Shing Shing LLC, Senterra Gold Mongolia LLC, Dun Erdene LLC, Jamp Alt LLC, Emeelt Mines LLC, NPI LLC, Tengry Terra Resource LLC, Zaraya Holdings LLC, Boroo Gold LLC, Shanlun LLC	15
10	Dundgovi	104,700.0	108,422.7	(3,722.7)	Mongolrostsvetmet LLC, Samton Mores LLC, Taishen Development LLC, Gobi Coal and Energy LLC, Big Mogul Coal and Energy LLC, MCTT LLC, Erdenet Mining Corporation LLC, Erdene Jas LLC, Mongol Alt Mac LLC, Southgobi Sands LLC, Ikhmongol Mining LLC	11
11	Zavkhan	3,000.0	3,000.0	-	Tengry Terra Resource LLC, Samton Mores LLC	2
12	Orkhon	33,200.0	33,200.0	-	Erdenet Mining Corporation LLC	1
13	Uvurkhangai	172,047.5	172,047.5	-	AUM LLC, Gatsuurt LLC, Bayanteeg JSC	3
14	Umnugovi	4,557,806.9	4,583,595.1	(25,788.2)	Khangad Exploration LLC, Oyu Tolgoi LLC, Southgobi Sands LLC, Tavantolgoi JSC, Ikhmongol Mining LLC, Chinkhua MAC Nariin Sukhait LLC, Energy Resources LLC, Alishaakhairkhan LLC, Sod Gazar LLC, ONTRE LLC, Munkh Noyon Suvarga LLC, CCEM LLC, AGM Mining LLC, Olon Ovoot Gold LLC, Terra Energy LLC, Asiagold Mongolia LLC, Peadody Winsway Resources LLC, Dun Yuan LLC, Bold Fo R Da LLC, Golden Govi Mining LLC, Erdenes MGL LLC	21

№	Name aimags	After adjustment		Unre-solved difference	Companies provided difference	
		Government	Company		Name	№
15	Sukhbaatar	627,682.5	627,682.5	-	Petro Matad LLC, Andyn Ilch LLC, Bayan Erch LLC, Urmun Uul LLC, Tsairtmineral LLC, Erven Khuder LLC, Sod Gazar LLC, Cascade Mining LLC, Senterra Gold Mongolia LLC, Mongoljuanili LLC, Boroo Gold LLC, Govi Exploration LLC , Kogigovi LLC	13
16	Selenge	2,377,705.2	2,419,420.1	(41,714.9)	Khanshijir LLC, Khunan Jinlen LLC, Khurai LLC, Redhill Mongolia LLC, Bold Tumur Eruu Gol LLC, Boroo Gold LLC, Gatsuurt LLC, Shar Narst LLC, Peninsulamining LLC, Sonor Trade LLC, Buurgent LLC, Kazmon Contact LLC, JKMK LLC, Erdes Holding LLC, Tengry Terra Resource LLC, Camex LLC	16
17	Tuv	554,625.0	567,925.0	(13,300.0)	Iltgold LLC, Ten Khun LLC, Ankai International LLC, JKMK LLC, Erdene Jas LLC, Mondulaan Trade LLC, Peadody Winsway Resources LLC, Tugrug Nuurn Energy LLC, Gunbileg Gold LLC, Mongolrostsvetmet LLC, Mon Polimet LLC, Bulgan Gangat LLC, Bud Invest LLC, Jotoin Bajuuna LLC, Shijir Alt LLC, Mongol Alt Mac LLC, Taats Murun LLC, Gurvantukhum LLC	18
18	Uvs	101,432.4	101,432.4	-	Khar Tarvagatai JSC, Datsan Trade LLC, Khotgor LLC, Khotgor Shanaga LLC, Mongolrostsvetmet LLC	5
19	Khovd	281,113.0	282,043.0	(930.0)	MonEnCo LLC	1
20	Khuvsgul	108,645.0	108,645.0	-	Mogoin Gol JSC, Mon-Ajnai LLC, Khurgatai Khaikhan LLC, Erdenet Mining Corporation LLC, Govi Exportation LLC	5
21	Khentii	128,298.8	128,298.8	-	Mongolrudprom LLC, Northwind LLC, Berkh-Uul LLC, Lut Chuluu LLC, Aivuun Tes LLC, Kazmon Contact LLC, Mongolrostsvetmet LLC, Jinhua LLC, Zu Yu E LLC, Bayantegsh Impex LLC	10
	Total amount of aimags	12,297,479.7	12,414,320.1	(116,840.4)		175
	Total amount of Government Organizations	14,509,841.6	14,530,819.6	(20,978.0)		
	Total	26,807,321.3	26,945,139.7	(137,818.4)		

Explanation note: Donation provided by Sod Gazar LLC to Governor Office of Metropolis was short by 8950.0 thousand MNT; donation provided to government organizations was over by this amount.

7.12 Study on difference in reconciliation report

(in million MNT)

Д/Д	Name audit consortium	Year	Number of companies involved in the reconciliation	Initial difference	Presented	
					Working Group	National Council
1	Crane White Associate	2006	25	(96,826.9)		25,094.2
2	Ernst Young Mongolia and Ernst Young Malaysia	2007	38	(23,442.4)		775.0
3	Consortium of Hart Nurse Ltd and Ulaanbaatar Audit Corporation LLC	2008	46	(47,148.9)	8,523.4	431.0
4	Consortium of Hart Nurse Ltd and Ulaanbaatar Audit Corporation LLC	2009	101	(265,507.7)	143,400.0	58.2
5	Consortium of Hart Nurse Ltd and Ulaanbaatar Audit Corporation LLC	2010	150	11,133.2	426.5	0.358
6	Consortium of Hart Nurse Ltd and Ulaanbaatar Audit Corporation LLC	2011	200	477,553.3	4,383.6 ¹ 339.6 ²	74.6

¹Unresolved difference presented at the first Meeting of Working Group

²Unresolved difference presented at the second meeting of Working Group

As shown on the above table, 2011 reconciling has the most initial difference.

7.13 Study on taxes, payment, charges, fees and donation paid locally by each aimag

We aggregated financial flows of taxes, payment, fees, charges and donation paid locally by each aimag as suggested by members of Working Group during the meeting of Working Group (see details at Appendix P)

Financial flows which were confirmed by the detailed information provided by Government and companies during the reconciliation were illustrated in this appendix. Some financial flows might be not included in this appendix because there is need to confirm financial flows which did not differ initially.

8. ISSUES AND RECOMMENDATIONS

In accordance with EITI requirement 17, we put forward the following recommendations for strengthening the EITI reconciliation process.

Recommendations made in previous years have not been fully implemented as shown below. We commend these to the National Council for reconsideration. In our view, if the previous recommendations had been implemented, a number of the issues arising in the course of the Sixth reconciliation could have been avoided.

№	Recommendation provided	Implementation	Explanation
1	Selecting companies to get involved in the Reconciliation Report	Not implemented	Companies that hold a number of exploration licenses are not involved in reconciliation. But companies such as Sinchi Oil and Eermel, which licenses were transferred and suspended, are participated in the reconciliation.
2	Include some payments and fees fully in initial aggregation and excluding some payments and fees from initial aggregation	Not implemented	We recommended to exclude charge and service fees because they is not financial flows that can influence EITI Reconciliation Report and include environmental rehabilitation fee paid to local fund, fee for recruiting foreign employee in the initial aggregation. No implementation of the recommendation caused discrepancy of 10.3 billion MNT. Of those payment 8.5 billion MNT, service fee 1.1 billion MNT, deposit 0.7 billion MNT.

3	Financing of Oyu Tolgoi	Not implemented	Government failed to report investment advance of USD100 million in 2009 and USD50 million in 2010 in its initial report. Government should include those transaction in its report; Working Group should review templates every year and make appropriate changes and improve them. The above mentioned recommendation is not implemented. Also advance of USD 100 million is not included in 2011 reconciliation report.
4	Include advance paid in compliance with Investment Agreement in EITI Report	Not implemented	Monetary payment transaction as advance may happen in major mining projects to be implemented in Mongolia. So Working Group is required to make particular decision and procedures whether to include then in EITI report.
5	Improve recording of income received by local fund	Not implemented	Recommendation on improving controlling mechanism over the state budget centralization of the receipts was not implemented. The difference occur because, when the state budget income plan types are not enough for the quarterly and/or yearly use of the fiscal year, then the payments, like water fee and land fee, made by the exploration companies operating in the locals, are transferred to and complete the budget.
6	Implement procedure to record donation and assistance	Not implemented	Recommendation in organizing seminars, trainings to users of information issues from the MOF, do controlling over its implementation and to take measurements and actions towards state and government as well as local organizations and their officials those who has not implement and followed-up was not implemented. No implementation of the recommendation caused initial discrepancy of MNT18.8 billion of donation and supporting which was not included in Government Report.
7	Improve quality of EITI Report	Not implemented	Recommendation was provided to add EITI reporting template to the note of Financial Statements
8	Procedure for return of templates and its supporting details	Not implemented	recommendation on providing the detailed listings of transactions at the same time as the initial submission of templates to companies and government was not implemented.
9	Mainstreaming the EITI process	Not implemented	Government systems should be developed to produce the required data routinely. Currently, coordinated by the Mongolian Tax Authority on behalf of the Ministry of Finance, to aggregate data for mining companies as a preparatory step to identifying which companies should participate in the reconciliation. Such processes should be automated.
10	Transparency in public service	Not implemented	Recommendation on implementation of environment related law, use of mineral resources, restoration work was previously provided. Implementation is not ware.
11	Advertising of the EITI work to the public	Not implemented	Some companies ask us why they should prepare the EITI report and it do not have any benefit to them. from this, we assume that urgent action is not taken to present about EITI purpose, goal and its work scope processing in

			Mongolia.
12	Improve EITI Report form	Not implemented	Did not pay attention to the duration of the work
13	Control some payment paid to Local Fund	Not implemented	Control over whether deposit on environmental rehabilitation paid to Local Fund are used for environmental rehabilitation or paid back to the companies is not implemented.
14	Improve method of receiving information	Not implemented	Receiving data from MRAM become more difficult instead of improvement.
15	Encourage Government Organizations and Companies that participated actively in EITI process	Not implemented	Steps on this are taken among the companies. However, attitude of the company towards report are still the same as before.
16	Take steps to the companies that failed to submit initial report and slow to the reconciliation work.	Not implemented	
	25 recommendation are provided, of those 9 are at Local Level and 16 are at National Level		

8.1 EITI Technical recommendations for the reconciliation

8.1.1 Causes of initial difference

It is Mongolia's Sixth EITI reconciliation but the initial difference, comparing company and government reports, is not reducing. We investigate reasons for the initial difference and provide recommendations to avoid them; The National Council also resolved to implement those recommendations.

From year to year, the initial comparison between Government report and companies reports produces large differences initially, attributable to both Government and Companies. The initial difference is set out in the following table.

(in million MNT)

	years					
	2006	2007	2008	2009	2010	2011
Number of license holders registered at MRAM					Over 1900	1840
Number of companies prepared EITI report	64	102	115	129	264	301
Number of companies covered in report issued by Ministry of Finance	137	184	184	363	478	518
Number of companies which WG decided to include in Mongolian EITI report	25	38	46	101	150	200
Initial difference						
Government reported greater than company	6,407	58,973	7,069	2,462	131,343	654,791
Company reported amount greater than government	(103,234)	(82,415)	(54,218)	(267,969)	(120,210)	(177,238)
Total differences*	109,641	141,389	61,288	270,431	251,554	832,028
Net difference	(96,826)	(23,442)	(47,148)	(265,507)	11,133	477,553

*Total differences were shown as per tax type.

Following attributes contribute to above difference:

- Significant receipts of Government are not included in initial report by government,
- Payments made at year-end are reported by company in the previous year whereas Government reports them in the following year,
- Government organizations did not include fees and charges received from mining and exploration companies in complete manner,
- In the initial report, government organizations do not include donations received from companies,
- Companies do not include fees, charges and penalties in EITI report, later during the reconciliation, additions or deductions appear,
- Expats workplace payment, security deposit placed in the environment rehabilitation fund etc can be paid to local budget whereas initial report by Government do not include these,
- EITI includes companies those did not submit their initial reports at all,
- Some government receipts of small amount attributed to the name of an individual instead of to the company name and
- Receipts are lost, so company cannot account for an outlay item due to loss of documentation.

Working Group is required to recognize subject of differences and companies, Government and local government organizations should pay more attention to fill out reporting template completely and correctly. Working Group should take steps to reduce mistakes incurred in reconciliation and filling out reporting template in order to improve report quality and decrease initial difference

Differences were caused because companies holding exploration licenses reported amounts paid locally in EITI report, and Government did not have any definite system how to report them. In order to eliminate the difference, there is need of system in aggregating information reports of governor office of aimags, soums, metropolis and districts to Mineral Resource Authority.

This is the single most significant source of differences. Government accounting does not have a system for aggregating data from Aimag and Soum levels to the national level. Therefore, payments from companies to local levels are not reported by government, creating initial differences. This problem affects:

- a) Payments for Restoration deposits by companies holding Exploration licenses
- b) any company that hired staff more than stated number of staff according to the Article 43.1 of the Law on mineral resources must pay 10 fold minimum salary rate, which needs to be reported to the Labor, social services agency by Aimags, Soum and district governor's offices

The MOF should establish a suitable system for aggregating this data and the directives of such reporting needs to be reflected in the job description of parties.

Control should be paid on receipts and disbursements of deposit on environmental protection and restoration paid to local fund and fee for recruiting foreign experts. Not refunded restoration payments should be distributed to local fund.

Government does not compile financial flows of local budget such as taxes, fees, charges and dividends, into initial report. It is repeatedly like this every year. It demonstrates deficiencies in information exchange between central and local tax offices, their data compilation and related monitoring.

8.1.2 Omission of receipts/payments

A payment of USD100 million (equivalent to 125.4 billion MNT) from Oyu Tolgoi LLC was reported by the company but not included in the initial report by Government.

Detailed information provided by Oyu Tolgoi LLC shows that the company transferred USD100 million (equivalent to 125.4 billion MNT) on June 7, 2012 in respect of an advance payment under the investment agreement.

In addition, contract advance payment from Erdenes Tavan Tolgoi JSC amounting to USD250 million was not included in the initial reports both by Government and Company.

The scope of our work excludes identifying and confirming of receipts/payments that have been omitted by both of payee and payer. Nevertheless, this information is in the public domain and inclusion of those indisputably material amounts is in the public interest.

It can be concluded that instances where receipts/payments are omitted by both parties may remain unidentified. We obtained confirmation from Ministry of Finance that there are no further such transactions of a similar nature.

We recommend that the Working Group include Advance payments under Investment agreement as a separate line item on the reporting template in future years, to make clear that such items should be reported by both payer and recipient.

8.1.3 on selecting companies for reconciliation report

To select the companies based on the information about license holder from Mineral resource authority. In other words, Mongolian taxation authority must select companies based on the available information fee payments of mining and exploration licenses and validity of licenses. EITI Requirement 11 requires all companies to report 'unless it can be shown [for each company] with a high degree of certainty that the amounts it reports would in any event be immaterial'. This process should be undertaken each year.

Therefore a systematic approach is essential, based on the best available information held by government or reported by companies. The National Council should consider this. Possible approaches are:

- a) to require all companies to report: a company should either send in a report of its actual payments or else a declaration that the company's total payments in a year are less than a specified threshold amount (currently 50 million MNT); and / or
- b) The Ministry of Finance should use the MRAM listing of license holders and prepare a list of all companies showing the total amounts received from them. Note, however, that experience suggests that the MOF initial data is not accurate, so careful checking would be required.

8.1.4 Unresolved differences due to unclear reporting responsibility

Companies use local and Foreign Service providers under contract signed. In those contract terms, it is not clearly negotiated and specified that how tax, payment or service fees will be made. This causes some unresolved differences. There are some cases where it was agreed in the contract that contractor will be responsible for taxes, payments and fees so contractor paid all taxes, payments and fees on behalf of the company. Contractor and company do not make any reconciliation at the end of year and do not properly account for these transactions in the EITI report template. Therefore, Government includes this tax, payments and fees under the name of contractor whereas contractor did not include these amounts in the report. Even we make some inquiries, in most cases the contractor companies claim that they do not know about this matter.

This issue has arisen also in other countries and requires several steps in order to resolve it reliably. We understand that a decision has been taken to include contractors in the scope of EITI. We draw attention to the need to specify clearly how this is to operate (See recommendation):

8.1.5 Unresolved difference due to exchange rate issue

Some of unresolved differences arisen due to payments made in US dollars and exchange rates used to convert these amounts. In particular, Government recorded those payments at exchange rate of the date when payment was received, whereas company recorded it at exchange rate of the date when payment was wired. Consequently, the difference in exchange rate caused unresolved differences in the initial reconciliation. This also shows that Law of Mongolia on Conducting Settlement in National Currency is not being adhered well.

The best solution in principle is that a transaction that took place in a foreign currency should be reported in foreign currency for EITI purposes. This would mean that government should record the foreign currency amount in addition to the MNT amount. This however might require major changes to government accounting systems that might be expensive and difficult to justify.

As an alternative (less good) solution, the working group should require the paying company to specify both the currency amount and the MNT equivalent amount on its reporting template. It should also be agreed that any difference on the MNT amount that arises from an exchange difference should be adjusted against the company declared amount and should not be shown as a difference.

8.1.7 Line items of EITI report template - focusing the reconciliation report on material payments

EITI Requirement 9 mandates the National Council to agree a definition of materiality and the reporting templates. Requirement 9(b) requires that the National Council consider and document the options considered in arriving at the reasonable materiality threshold. A revenue stream is material if its omission or misstatement could materially affect the final EITI report. EITI requirement 9 (d) indicates that materiality should be considered in relation to the total revenues of the sector.

The National Council considered this issue in 2010 and the decision was issued.

Taking into account the experience of the Fifth and Sixth reconciliation reports, we recommend that the National Council review the decision in relation to which benefit streams should be included in the reporting forms. Consideration of this issue should focus on the main purpose of the EITI report, namely to provide a basis for driving benefits to citizens in terms of poverty reduction and economic development.

There are some minor fees and payments that are not significant to the purpose of the reconciliation report; thus we proposing to eliminate some type of fees and payments from the EITI reconciliation report. This will reduce the size of the report, making it easier to derive the main messages. It will also reduce the burden on government and compa-

nies that currently expend considerable efforts in reporting and reconciling relatively small amounts that do not affect the overall view given by the report.

Some of financial classifications in the EITI template are not clear to understand. In particular, classification is not accurate for line items 1.1.9-1.1.12, 1.1.13 and 2.2.7. Also there is no line item to report advance payment of investment agreement, so neither Government nor company reported this subject item.

We note that the classification of some items, between Taxes, Payments and Service fees is not consistent with the tax law and we recommend correction of the template, to avoid confusion.

8.1.8 Adherence of policy and procedures to record donations and aids

Government organizations do not possess adequate understanding about or do not adhere “Procedures to record donations and aids” approved by Ministry of Finance in 2010 with his Decree No.45. In connection with recommendations given last year regarding adherence of this procedure, certain tasks are not assigned to government organization and no monitoring has been done to follow up execution of such tasks, so that difference related to donation and aids persists.

The directives to government organizations implementing EITI should be renewed, regarding measures for implementing the “Procedure on accounting the donations” approved by order No.45 of Minister of Finance. The Sixth reconciliation indicated that the Procedure has not been adequately implemented.

The procedure allows for in-kind donations to be included in government financial records at market value or else at cost. This is not satisfactory because of the subjectivity of both metrics. Also, it does not ensure matching of amounts declared by companies with amounts recorded by government. We recommend therefore that a supplementary procedure should be issued stating that the amount at which in-kind donations are recorded must not exceed the cost to the company of providing the item and that the amount is to be agreed between the company and the receiving agency and recorded in writing at the date the donation is transferred from the company to the recipient.

8.1.9 Errors in MRAM license data

We have sent a data request to companies Sinchi-oil LLC and Eermel LLC which had been selected for the EITI reconciliation report. But these companies rejected our request with the reason that they have different business activities and they do not operate in extractive industry.

It has been discovered that Sinchi oil had one mining license during 2007, but they transferred the license already to another company. For Eermel LLC, they had one exploration license, but the license expired in 2010. However, license data from MRAM included these two companies as license holders. So it is doubtful whether MRAM maintains license related data and changes thereto in an appropriate and complete manner and whether companies fully comply with Article 49 of Minerals Law of Mongolia in terms of timely submitting applications together with required documents to transfer license to others or to cancel license.

We recommend that MRAM undertake cleansing of its database by confirming that all licenses are current and the data held for the licensee is accurate.

We recommend that MRAM take actions according to the law in relation to purported license transfers without following the correct procedure. It should be considered that the transferor remains liable for all obligations under the license and for EITI reporting in relation to the license area until the MRAM register is updated and the company discharged from that responsibility. MRAM should publicize that a transfer is not effective without correct registration and therefore the supposed transferee might be operating outside the law.

8.1.10 Including contractors within the scope of the reconciliation

We understand that a government decision was taken in 2012 that contractors should be included within the scope of the reconciliation for 2011. This decision might result in a more comprehensive view of the extractive sector. However, it will cause confusion unless the National Council also addresses the following issues:

- a) the National Council should consider carefully whether all contractors fall within the scope of EITI reporting; not all contractors are part of the extractive sector; for example, if a company outsources its administration function to a specialist organization that also provides similar services to non-extractive companies, the National Council must accept the responsibility to define clearly the limits of the reporting responsibilities, if any, of such an organization.
- b) The National Council should issue instructions to government entities as to how included contractors are to be identified and distinguished from those that are not included.
- c) Government agencies must record accurately the name of the entity from which they receive payment; the government agency should not assume that the payment relates to the license holder if it is made by a contractor.
- d) Company reporting forms should be modified to allow the company to identify separately any payment made by one party on behalf of another.

8.2 Recommendations to improve the administration of the reconciliation

8.2.1 Necessity to mainstream EITI reporting

Generally there are high turnover in accountant position of mineral exploration companies. It is normal that accountant in these companies is changed from year to year. In this circumstance, new accountant is not familiar with works done by former accountant, or lack of preparing detailed information for EITI report. Moreover they caused difficulties in our work by refusing to provide detailed information and complaining that they do not have enough time to do this report, or some of primary documents cannot be found etc.

Petro China Dachin Tamsag LLC said that the company has many subcontractors, every year this kind of information is requested, and the company could provide detailed information.

Petro China Dachin Tamsag LLC reported payments transferred to Oil Agency in US dollars without converting them into MNT. This was not compliant with provisions of accounting law of Mongolia which requires the accounting currency to be MNT.

According to the Terms of Reference, we prepared questionnaires and delivered them to companies for completion. Some companies failed to complete all the required tables. Some accountants provided partial detailed information on tax, payments and fees but ignored other appendixes related to general company background or geological matters, saying. That such information shall be obtained separately from geologists. This indicates that companies have failed to organize their EITI compliance in a systematic manner: each company must appoint a single point of contact to take responsibility for comprehensive EITI reporting and the company should notify the Working Group of the name and coordinates of that person.

Communication with government agencies including Labor and Social Welfare Agency was also difficult.

We have sent a request letter to obtain information on license payment and service fees from MRAM and followed up with the responsible officer. MRAM however sent us a file containing information of all companies instead of information on those companies selected for EITI report. .,

Some companies' names are spelled out in Mongolian in different ways so not easy to locate, also description of transaction is unclear etc

We conclude that certain agencies of government are not committed to the EITI process and prefer to not comply with the process defined by the Working Group.

8.2.2 Lack of Company commitment to EITI reporting

To resolve differences in the aggregated report, we approach to companies to obtain information. However the companies are very reluctant in providing information to us, complaining that they had already sent information to the EITI working group; and they perceived that we were asking them to duplicate work. Some companies still haven't responded to us, namely Khuden LLC, Eermel LLC, Marco Polo LLC, Jem International LLC, Batu Mining Mongol LLC, Bold Tumor Eroo Gol LLC, Altandornod Mongol LLC, Bumbat LLC, Tianjinsanjo LLC, Sinchi Oil LLC.

Companies that outsource their accounting should ensure that outsourced accountants have authority to disclose companies' accounting related documents directly without special permission in each case, to avoid delays.

Some companies (Gunbileg trade LLC, Gunbileg gold LLC, MRC MGL LLC, Broad LLC, and Big Mogul Coal & Energy LLC etc) questioned:

- the status of the reconciling organization is inadequate,
- Which law or regulations stated a requirement to submit a report?
- what is the consequence of not submitting this report? what are the penalties?
- If there is such law or regulations containing such requirements and liabilities then please send to us. Only upon receiving them, we will consider disclosing the required information.

These company attitudes impeded our work to compile information and clarify differences. The responses indicate ignorance of the EITI and a lack of commitment by these companies to the EITI process. We recommend that, as a routine matter each year:

- 1 the Working Group should inform all companies selected for the reconciliation that the firm has been appointed to carry out the reconciliation and referring to the relevant legislation;
- 2 the Working Group should post the same information on the Mongolia EITI website
- 3 The specific entities that responded in this way should be invited to visit the secretariat to be educated about the EITI process, so as to avoid recurrence in future years.
- 4 The Working Group should promote amendment of legislation to compel companies to report comprehensively and on a timely basis, in accordance with EITI requirements 7 and 11.

We previously recommended (Recommendation 9.8 of the Fifth EITI report) that companies should be required to report not only totals of transactions but the detail of each amount and payment date. The working group has not implemented that recommendation, for reasons that are not known to us; by implementing that recommendation, this obstacle to timely reconciliation would have been significantly reduced.

8.2.3 Complaints made by companies

We are put in the position of explaining the EITI reconciliation to management, accountants and geologist of companies that did not previously participate. We consider that it is the role of the Working Group and in particular of the company representatives on the Working Group to engage with new companies and explain EITI and the reconciliation process.

Management of some companies complained regarding EITI operations, as follows:

- Many different types of statements and reports are asked from companies through different channels, but it is not visible that if any solid conclusion made and action taken based on those information provided
- It is not transparent how those companies are encouraged or rewarded for their timely EITI reporting, immediate responding to audit consortium upon their inquiries and resolved all the related differences without leaving any unresolved differences. It is also not obvious how liabilities imposed on those companies not participating EITI reconciliation actively, and leaving unresolved differences.

In response to this request by companies, the Working Group may consider publishing on its website the names of companies that cooperate particularly well with the annual EITI reconciliation and also those that do not co-operate.

8.2.4 Timing of reconciliation work

To resolve initial differences, we started sending out request letters to companies from Aug 14. During this period, management of most companies was unavailable due to field trips or accountants were mostly on annual leave without competent substitute. The timing of reconciliation coincided with the season of mining and exploration this year, rendering the timetable unrealistic.

The Sixth reconciliation reporting period coincided with the busiest working period of the companies that resulted in difficulty in obtaining the explanation for discrepancies. Thus, we recommend starting the next reconciliation process in March of the next year. And to increase duration for reconciliation work, since the number of participating companies is increasing every year; the short time period affects the quality of the reconciliation work. Thus, it is recommended to extend the reconciliation work period to not less than 13 weeks.

We recommend that the reconciliation should commence no later than March each year, with the aim of completion before the summer holiday period. The Working Group should advance the procurement procedure accordingly.

8.2.5 Inaccurate preparation of information by companies

Detailed information received from companies during the reconciliation contained misleading or incorrect information such as:

- incorrect abbreviation of the name of the Government organization that received service fees or donations, preventing us from identifying the organization that should have reported the receipt
- Confusion between the names of government organizations having similar functions

In this case, we attempt to make inquiries from corresponding government organizations about fees and donations contributed by those companies, but receive negative responses. We again need to enquire about these amounts from companies, and then finally sometimes we find that the company provided incorrect name of the payee.

8.2.6 Recognition of excellence in EITI participation

To encourage improved performance of companies in contributing to the efficient and effective completion of the annual EITI reconciliation, we recommend the creation of a prize that may be awarded to the best company, accompanied by suitable publicity. On the other hand, the names of companies that do not satisfactorily contribute should be similarly publicized.

8.2.7 On modernizing the EITI report publication procedure

The EITI Mongolia should review the available financial and application software developers, and make use of reporting software that reflects needs of EITI Mongolia.

The number of companies participating in the EITI Mongolia reconciliation report increases each year, thus the size of annexes to the reconciliation report is increasing so that the report becomes ungainly to print and handle. We recommend therefore that only the main EITI report should be produced as a printed version, and the annexes to the report should be made available in e-version, either online or by CD that may be physically distributed.

8.2.8 Improving the accuracy of information at MRAM

MRAM did not record the receipt of a payment using the registration number of company, but only by the name of the company or by the name of the person, which can complicate the information collection process. Also, the accounting of MRAM does not consistently spell the company name with foreign words, which resulted in difficulty in matching information. Although, the recommendation of recording payments by the company's registration number was made

in last year's report the MRAM did not implement it; the purpose of such recommendation is to increase the work efficiency of all parties involved.

8.3 Other observations on the activity of the extractive sector

8.3.1 On improving the legal framework for restoration works

There are several legal acts, procedures related to the natural restoration works enacted in Mongolia (refer to the Appendix U), but negative environmental impact of mining operations persists. There is a need to review the actual environmental protection expenses against the environmental protection plan, and expenses paid to the special account of natural protection by companies. This report indicates a widespread significant divergence between plan (smaller figures) and actual payments (larger figures) which appears to be a device by companies to avoid making deposits to local authorities' special accounts.

The actual performance of environmental protection plan needs to be discussed among local civil society groupings, for improved transparency.

8.3.2 On improving financial responsibility of mining accounting

The International Accounting Standard 37 "Provisions, Contingent Liabilities and Contingent Assets" provides clear guidance on financial reporting of future liabilities related to the natural restoration works. Also, the "Procedure on accounting for mining and exploration expenses" approved by the Order No.12 in 2011 by the Finance minister, clearly mandates the creation of accounting provisions for restoration works. However, out of 158 participating companies 60% of did not create any provisions in accordance with stated procedure and an additional 42 companies refused to answer the question.

The financial provision is a useful process, since the provision will be used upon cessation of mining when there will be a usually substantial expense for the restoration works that will be required; the financing of the restoration work should start from the commencement of mining by estimating the present value of the future restoration expenses, and the cost should be allocated throughout the mining process, thus creating the provision that will be used at the end of the mining period.

Financial reporting is not the same as arranging the financing of the restoration. Apart from correct implementation of IAS 37, a Mongolian legal framework is required that provides reasonable assurance that there will be sufficient funds for the restoration by the time the mining site closes. There are several possible ways to achieve this, for example, the restoration amount accumulated as provision for that year might, during the productive period of the mine, be transferred to the special fund account created by the Ministry of Natural Environment, or companies could accumulate the provision in a special account, or there could be an insurance or pooling system to which companies contribute against the event that they would not be able to perform restoration works or a company becomes bankrupt at a time when its restoration fund has not been adequately financed. We recommend a study on this issue, including consultation with extractive sector companies and international comparison.

Also, its required to update the " Procedure on accounting for exploration and mining expenses" approved by the Minister of Finance in December of 2011 in detail and broad terms; all phases of the life of a project must be considered and definitions of must be correlated with other legislation, procedures and supervision.

8.3.3 Protecting natural environment, and improving the restoration works

On the level of Ministry of Natural Environment And Green Development:

- To create legal framework for organizational structure at the soum level for natural environment monitoring;
- To include necessary works in the "Natural environment protection plan" and "Environment monitoring research program" and create review criteria for these works with the purpose of improving the development process of the "Natural environment protection plan" and "Environment monitoring research program"
- To move to a procedure of accepting the restoration works based on the plan design of the professional body that should review the result of the restoration works.

On the level of Ministry of mining:

- To prohibit the transfer of mining license rights through a leasing agreement;
- To improve legal framework of the restoration works;

8.3.4 Regarding the environment protection and rehabilitation

This year, the MRAM statement on environment protection and rehabilitation looks very poor compared to last year's. It is unclear if companies' reports are incomplete or they could not do environment rehabilitation properly this year.

8.3.5 Amending contracts made with local administrations

The TOR requests preparing a list of contracts, between companies and local administrations, with an evaluation of their implementation. During the reconciliation, we received information from 21 companies regarding contracts conducted with local administrations where the companies operate.

Based on the evaluation, we noticed that there are contracts for land use, ownership, and for use of water besides contracts to support the local's development. Enclosed Appendix N showing list of these contracts, their general meaning and purpose.

Therefore, WG needs to make survey and decision on what types of contracts, what sections of the contracts should be included in reconciliation through its TOR.

Appendix A. Adjustments resulting from the reconciliation exercise (1)–by financial flow

This Appendix describes the adjustments made to the initial templates, by reconciling templates issued from the EITI Mongolia Office and the MOF. The reconciled financial flows are expressed in thousand togrogs.

1. Taxes

Section	Initial differences	Adjustments		Unresolved differences	
		Government entities	Companies		
1	Corporate income tax	78,050,048	2,753,617	80,802,900	765
2	Customs tax	112,099,345	(60,946,219)	51,153,126	-
3	Value added tax	222,394,475	(125,866,209)	96,528,266	-
4	Excise on imported fuel and oil materials	10,909,524	(1,501,448)	9,405,301	2,775
5	Tax on petrol and diesel fuel	2,133,199	(653)	2,132,546	-
6	Windfall tax	1,191,983	(687)	1,191,296	-
7	Real estate tax	245,079	130,903	383,926	(7,945)
8	Tax on automobiles and self moving vehicles	267,499	499	274,064	(6,065)
9	Other	(22,252,716)	6,343	(22,246,373)	-
Total		405,038,435	(185,423,854)	219,625,052	10,471

1.1 Corporate income tax (CIT)

Section	Initial differences	Adjustments		Unresolved differences
		Government entities	Companies	
Corporate income tax	78,050,048	2,753,617	80,802,900	765

Highlighted adjustments made over the initial differences occurred relating to the CIT:

- Initial differences were due to non-reporting of 1,791.7 thousand togrogs by “Avdar Bayan” LLC, by 50,000.0 thousand togrogs by Baganuur JSC and 14,048.2 thousand togrogs by “Datsan Trade” LLC. The respective adjustments were made since the companies have provided their details during the reconciliation showing the correct amounts.
- Initial differences occurred for the following companies due to non-submission of their templates to the MEITI. For instance, “AGM Mining” LLC - 29,303.3 thousand togrogs, “Altain Khuder” LLC - 7,879.7 thousand togrogs, “AUM” LLC - 253,580.8 thousand togrogs, “Bayan airag exploration” LLC - 196,504.9 thousand togrogs, “Gurvantukhum” LLC - 19,606.6 thousand togrogs, “Batu mining Mongol” LLC - 32,200.9 thousand togrogs, “Belgravia mining” LLC - 19,499.9 thousand togrogs, “Govi exploration” LLC - 184,382.0 thousand togrogs, “Jem International” LLC - 930,041.8 thousand togrogs, “Kaskade mining” LLC - 295,528.5 thousand togrogs, “JKMK” LLC - 43,978 thousand togrogs, “Urmun-Uul” LLC - 243,256.3 thousand togrogs, “Commod” LLC - 12,138.3 thousand togrogs, “Mondulaan trade” LLC - 29,503.9 thousand togrogs, “Shine Shivee” LLC - 57,742.8 thousand togrogs, “Shar narst” LLC - 59,945.1 thousand togrogs and “Khotu” LLC - 16,549.1 thousand togrogs. The respective adjustments were made since the companies have provided their details together with their prepared templates during the reconciliation showing the amounts.
- “Mon-Ajnai” LLC has included 8,000.0 thousand togrogs of tax which was paid at the end of the year 2011. We have deducted the amount since it was received by the state budget in the next year.
- “Khanshijir” LLC understated by 9,649.7 thousand togrogs, however, provided with its details during the reconciliation showing the correct amounts.
- “Erdenes tavan tolgoi” JSC has expressed its amount initially rather in million togrogs not in thousand togrogs, causing difference of 39,721,438.8 thousand togrogs, however, the company provided us its details during the reconciliation showing the correct amounts.
- The government understated by 2,307,806.0 thousand togrogs received from “South govi sands” LLC and 112,037.1 thousand togrogs from Jinkhua Ord LLC. Adjustment was made since the MTA has stated a deducted amount from the overpayment for value added tax during the reconciliation.
- “Orchlon ord” LLC has not stated 218,968.7 thousand togrogs initially. The respective adjustment was made since the company has provided with its details during the reconciliation showing the correct amounts.
- “Monlaa” LLC initially has reported 96,695.5 thousand togrogs, however, provided with details showing that the was an outstanding balance of year 2011 and was paid in the First quarter of year 2012. Respective adjustment was made accordingly.
- “Oyu tolgoi” LLC reported initially 66,719.2 thousand togrogs which is significantly different from the government

reported amount. However, the respective adjustment was made since the company has provided with its details during the reconciliation showing the correct amount.

- “Chinkhua Mak nairin sukhat” LLC initially not stated 334,253.5 thousand togrogs which is dividend tax initially, however, the respective adjustment was made since the company has provided with its details during the reconciliation showing the correct amount.
- “Shanlun” LLC overstated by 51,963.6 thousand togrogs, the respective adjustment was made since the company has provided with its details during the reconciliation showing the correct amount.
- The government reported 52,170.4 thousand togrogs of “Shijir alt” LLC under this category, since the amount was tax penalty amount. The respective adjustments were made since the MTA and the company have provided with their details during the reconciliation showing the correct amounts.
- Initially the government has included 33,577.7 thousand togrogs of “Eermel” LLC, which is a netting company. We have made the adjustment after receiving related information from the company. We faced with difficulty to explain the understanding of the extractive industry transparency initiative to the company and hardly got reply information.

1.2 Customs tax

Section	Initial differences	Adjustments		Unresolved differences
		Government entities	Companies	
Customs tax	112,099,345	(60,946,219)	51,153,126	-

Highlighted adjustments made over the initial differences occurred relating to the Customs tax:

- We worked mostly to make the adjustments based on the templates of the NCO and its details because, the companies stated their amounts as a lump-sum by including VAT paid to customs, excise tax, tax on diesel ad fuel and fee for the customs.
- Initially, “Aduunchuluun” JSC reported 12,295.5 thousand togrogs, “Ankhai international” LLC 53,409.4 thousand togrogs and “Baganuur” JSC 71,214.8 thousand togrogs. However, the respective adjustments were made since the companies have provided with their details during the reconciliation showing the amounts.
- The following companies did not submit their templates to the EITI Office. The initial differences are following: “Altai Khuder” LLC - 2,231,600.4 thousand togrogs, “AUM” LLC - 132,221.2 thousand togrogs, “Bayan airag exploration” LLC - 5,870.0 thousand togrogs, “Delger orchlon” LLC - 911,782.0 thousand togrogs, “Commod” LLC - 87,591.8 thousand togrogs, “Magnai trade” LLC - 2,860,384.1 thousand togrogs, “Olon Ovoot gold” LLC - 29,717.5 thousand togrogs and “Hera investment” LLC - 859,244.9 thousand togrogs. And the respective adjustments were made based on the details on the companies.
- The government has not reported 22,681.3 thousand togrogs of “Kogigovi” LLC initially. However, respective adjustments were made since the NCO has provided with details during the reconciliation showing the correct amount.
- “Mogoin gol” LLC has not reported 5,615.1 thousand togrogs initially, however, respective adjustment was made since the company has provided with details during the reconciliation showing the correct amount.
- Initial difference was due to the government’s incorrect abbreviation of the amount of “Mongol-Alt” LLC of 246.1 thousand togrogs as 246,084.4 thousand togrogs. Adjustment was based on information provided from the NCO and the company during the reconciliation.
- Initial difference was because “Khangad exploration” LLC has reported its amount under row for VAT, however, adjustment was based on information provided from the NCO and the company during the reconciliation.
- “Petrocoal” LLC understated its amount initially, however, the respective adjustment was made since the company has provided with its details during the reconciliation showing the correct amount.
- The government showed 44,871.9 thousand togrogs for “Govi energy partners” LLC. During the reconciliation, we were explained by the company that the amount was paid by another company due to import of goods. Therefore, we have decreased the government amount by the respective amount.
- “Shivee Ovoo” JSC understated by 30,544.8 thousand togrogs initially, however, the respective adjustment was made since the company has provided with its details during the reconciliation showing the correct amount.
- Initially “Erdenet mining corporation” LLC has included all customs related taxes, we made the adjustments by taking detailed information for paid taxes amounts from the NCO and reconciling with the company information.

1.3 Value added tax (VAT)

Section	Initial differences	Adjustments		Unresolved differences
		Government entities	Companies	
Value added tax	222,394,475	(125,866,209)	96,528,266	-

Highlighted adjustments made over the initial differences occurred relating to the VAT:

- The initial difference was due to non statement of 25,820.6 thousand togrogs of “Aduunchuluun” JSC, 112,159.8 thousand togrogs of “Ankhai International” LLC and 27,933.9 thousand togrogs of “Northwind” LLC. Adjustments were made accordingly based on details of these companies during the reconciliation.

- The differences occurred since the following companies have not submitted their templates to the MEITI: “Altain Khuder” LLC - 5,022,866.2 thousand togrogs, “AUM” LLC - 426,492.7 thousand togrogs, “Bayan airag exploration” LLC - 110,199.2 thousand togrogs, “Geomin” LLC - 126,268.80 thousand togrogs, “Commod” LLC - 183,942.8 thousand togrogs and “Hera Investment” LLC - 555,999.9 thousand togrogs. The respective adjustments were made since these companies have provided with their details together with their prepared templates during the reconciliation showing the amounts.
- The government did not state 49,606.6 thousand togrogs received from “Kogigovi” LLC initially; however, adjustment was made based on information provided from the MCO.
- “Peabody Winsway resources” LLC included initially 426,762.4 thousand togrogs which was paid for purchased goods, and service. We have made the necessary adjustment.
- The government overstated “Oyu Tolgoi” LLC’s paid tax amount. During the reconciliation, we have received details from the both sides and made adjustment of 175,762,788.6 thousand togrogs by decreasing the Government’s initial amount of 300,455,686.4 thousand togrogs.
- “Redhill Mongolia” LLC and “Ulz gol” LLC have stated incorrect amounts initially and caused the differences. Adjustments were made accordingly based on details of these companies during the reconciliation showing the correct amounts.
- The government has showed 94,231.1 thousand togrogs for “Govi energy partners” LLC. When we made the clarification from the company, replied that the company did not pay any tax in year 2011. After repeated clarification with the MTA, it was noticed that the amount belonged to 2012 paid tax. We have made the related adjustment accordingly.
- Initially “Shariin gol” JSC has included its VAT return under its VAT category. We have made the adjustment by deducting the amount since the company has provided with its details during the reconciliation.
- “Shivee Ovoo” JSC did not report its 158,571.6 thousand togrogs of tax paid to the customs, however, we have made the adjustment since the company has provided with its details during the reconciliation showing the amount.
- “Erdenet mining corporation” LLC did not separate its VAT from its customs tax amount initially. During the reconciliation, we have received details from the both sides and made adjustments.

1.4 Excise on imported fuel and oil materials

Section	Initial differences	Adjustments		Unresolved differences
		Government entities	Companies	
Excise on imported fuel and oil materials	10,909,524	(1,501,448)	9,405,301	2,775

Highlighted adjustments made over the initial differences occurred relating to the Excise on imported fuel and oil materials:

- “Petro china dachin tamsag” LLC did not state any amount initially, in contrary the government showed the amount. The company explained that no payment of tax was made in year 2011 since the company was exempted from the excise tax for the year. The government’s stated amount is related to import of diesel of NIC company under the company’s name. We have adjusted by deducting the amount.
- The differences occurred since the following companies have not submitted their templates to the MEITI: “Magnai trade” LLC - 8,296,018.1 thousand togrogs, “Mongolyn alt MAK” LLC - 16,098.0 thousand togrogs and “Kazmocontact” LLC - 23,281.9 thousand togrogs. The respective adjustments were made since these companies have provided with their details together with their prepared templates during the reconciliation showing the amounts.
- “Mongolrusstsvetmet” LLC included its excise on imported fuel and oil materials tax of 115,338.9 thousand togrogs under its tax on diesel and fuel. Adjustment was made based on information from the MCO.
- “Govi coal and energy” LLC did not state initially and did not provide any amount through its details, therefore, we have adjusted based on the information of the MCO.
- “Dornyn Khuder” LLC initially included its tax of 6,955.7 thousand togrogs under its customs tax. We have made adjustment by classifying and increasing the company’s amount.
- “Sinchi oil” LLC has sold its own exploration license to an individual in year 2012 and did not submit its report to the MEITI. The initial difference was due to 370,887.7 thousand togrogs which is related to tax on diesel and fuel. We resolved the difference based on the details of the company.
- Initial difference of 949,141.7 thousand togrogs for “Hera investment” LLC is occurred. “Hera foods” LLC which is engaged in selling of beer basically was separated from the company in year 2011. However, this company’s logistics and customs documents for imported goods was gathered under “Hera Investment” LLC and the tax was paid by “Hera foods” LLC due to some difficulties in the business activity direction. We have made the adjustments based on an official letter received from the company.
- “Erdenet mining corporation” LLC stated initially including 923,635.6 thousand togrogs of tax under the customs tax, however, we have adjusted the amounts based on the both sides’ details.

1.5 Tax on petrol and diesel fuel

Section	Initial differences	Adjustments		Unresolved differences
		Government entities	Companies	
Tax on petrol and diesel fuel	2,133,199	(653)	2,132,546	-

1.6 Windfall tax

Section	Initial differences	Adjustments		Unresolved differences
		Government entities	Companies	
Windfall tax	1,191,983	(687)	1,191,296	-

Highlighted adjustments made over the initial differences occurred relating to the Windfall tax:

- Initial difference of 33,495.5 thousand togrogs occurred since “Andiin temuulel” LLC stated different amount. Adjustment was made based on details of the company provided during the reconciliation.
- “Bud-Invest” LLC did not state 4,368.0 thousand togrogs of tax initially, however, adjustment was made based on details of the company provided during the reconciliation.
- The government did not state “Jinkhua Ord” LLC’s 41,630,0 thousand togrogs of tax. After receiving clarifications from the both sides; the company stated mistakenly and the MTA said that there is not payment form the company; we made the adjustments by deducting from the company initial report.
- “Tsevdeg” LLC did not state its 9,998.8 thousand togrogs of tax initially, and the related adjustment was made based on details of the company.
- “Olon ovoot gold” LLC did not submit initially its template to the MEITI and caused difference of 1,290,686.0 thousand togrogs, we have made adjustment based on details of the company provided during the reconciliation.
- “Khartarvagatai” JSC stated initially amount of 38,634.9 thousand togrogs but confirmed during the reconciliation that the amount was incorrect. We have resolved the difference based on details of the company provided during the reconciliation.

1.7 Real estate tax

Section	Initial differences	Adjustments		Unresolved differences
		Government entities	Companies	
Real estate tax	245,079	130,903	383,926	(7,945)

Highlighted adjustments made over the initial differences occurred relating to the Real estate tax:

Differences relating to this tax are mostly related to taxes paid to local budget since the amounts are not summarized into the initial reconciliation.

- The differences occurred since the following companies have not submitted their templates to the MEITI: “Altain Khuder” LLC - 7,428.3 thousand togrogs, “Commod” LLC - 3,336.8 thousand togrogs, “Oloon ovoot gold” LLC - 8,133.0 thousand togrogs, “Lut chuluu” LLC - 2,756.0 thousand togrogs, “MEC” LLC - 1,500.0 thousand togrogs, “Mondulaan trade” LLC - 3,338.6 thousand togrogs, “Monpolimet” LLC - 566.5 thousand togrogs, “Mongol alt MAK” LLC - 36,689.4 thousand togrogs, “Mongol alt” LLC - 781.9 thousand togrogs, “Mongolbulgargeo” LLC - 3,298.8 thousand togrogs, “Sonor trade” - 11,185.0 thousand togrogs, “Tavan tolgoi” JSC - 18,000.0 thousand togrogs and “Ten khun” LLC - 8,417.3 thousand togrogs. The respective adjustments were made since these companies have provided with their details together with their prepared templates during the reconciliation showing the amounts.
- Initially the government has included 26,046.8 thousand togrogs of “Eermel” LLC, which is a netting company. We have made the adjustment after receiving related information from the company. We faced with difficulty to explain the understanding of the extractive industry transparency initiative to the company and hardly got reply information.
- “Erel” LLC overstated in its initial report, however, adjustment was made since the details of the company confirmed the amount.

1.8 Tax on automobiles and self moving vehicles

Section	Initial differences	Adjustments		Unresolved differences
		Government entities	Companies	
Tax on automobiles and self moving vehicles	267,499	499	274,064	(6,065)

Highlighted adjustments made over the initial differences occurred relating to the Tax on automobiles and self moving vehicles :

- The initial differences occurred since the following companies have not submitted their templates to the MEITI: "Altain Khuder" LLC - 54,618.3 thousand togrogs, "Bulgangangat" LLC - 1,854.0 thousand togrogs, "Buman olz" LLC - 1,606.0 thousand togrogs, "Geomin" LLC - 1,968.0 thousand togrogs, "Govi-exploration" LLC - 2,297.0 thousand togrogs, "Gurvan zam" LLC - 1,382.0 thousand togrogs, "Gurvan tukhum" LLC - 1,580.0 thousand togrogs, "JKMK" LLC - 2,261.0 thousand togrogs, "Mondulaan trade" LLC - 6,699.3 thousand togrogs, "Monpolimet" LLC - 3,623.2 thousand togrogs, "Mongol alt MAK" LLC - 24,987.4 thousand togrogs, "Olon ovoot gold" LLC - 6,983.0 thousand togrogs, "Tuenjinsanjo" LLC - 14,406.3 thousand togrogs, "Shine lilon Nen Yuan" LLC - 97,303.6 thousand togrogs and "Ejbalei" LLC - 1,485.0 thousand togrogs. The respective adjustments were made since these companies have provided with their details together with their prepared templates during the reconciliation showing the amounts.
- "Gatsuurt" LLC initially included 3,160.9 thousand togrogs which is fee for air pollution, we made adjustment by deducting the amount.
- "Monlaa" LLC overstated initially, we made adjustment by deducting the amount since the company provided with its details not showing the amount.
- "Chingissiin alt" LLC understated by 1,162.4 thousand togrogs initially, we made adjustment by increasing the amount since the company provided with its details increasing the amount.
- The government did not state initially amount of 848.5 thousand togrogs for "Erven khuder" LLC. We made adjustment by receiving related information from the MTA.
- "SBF" LLC overstated initially, we made the adjustment based on the company's provided details during the reconciliation.

1.9 Other

Section	Initial differences	Adjustments		Unresolved differences
		Government entities	Companies	
Other	(22,252,716)	6,343	(22,246,373)	-

Highlighted adjustments made over the initial differences occurred relating to Other taxes:

- The initial difference occurred since the following companies reported the PIT which is not a financial flow reconciled in the extractive initiative templates. As follows: "Aduunchuluun" JSC - 259,274.2 thousand togrogs, "Andiin ilch" LLC - 5,135.0 thousand togrogs, "Ankhai international" LLC - 31,796.8 thousand togrogs, "Buurgent" LLC - 28,016.0 thousand togrogs, "Beren group" LLC - 26,100.0 thousand togrogs, "Datsan trade" LLC - 14,048.4 thousand togrogs, "Dun-Erdene" LLC - 8,917.3 thousand togrogs, "Kogigovi" LLC - 427,163.5 thousand togrogs, "Mo En Kho" LLC - 280,034.7 thousand togrogs, "Mon laa" LLC - 61,615.2 thousand togrogs, "Mongol metal mining" LLC - 94,800.0 thousand togrogs, "Oyu tolgoi" LLC - 5,831,579.9 thousand togrogs, "Petro Matad" LLC - 195,428.0 thousand togrogs, "South govi sands" LLC - 1,336,009.7 thousand togrogs, "Centrera gold" LLC - 92,142.4 thousand togrogs, "Khangad exploration" LLC - 3,437.7 thousand togrogs, "Khuadi quones" LLC - 38,700.0 thousand togrogs, "MPHL" LLC - 41,739.8 thousand togrogs, and "Erdenet mining corporation" LLC - 10,730,114.0 thousand togrogs. We adjusted since these companies provided with explanation that these PIT amounts were mistakenly stated under "Other taxes".

2. Fees

Section	Initial differences	Adjustments		Unresolved differences	
		Government entities	Companies		
1	Fee for exploitation of mineral resources ("Royalty fee")	123,105,212	12,776,722	135,881,934	-
2	Licence fee for exploitation and exploration of mineral resources	(19,185,508)	4,066,187	(15,160,675)	41,354
3	Reimbursement of deposit, exploration of which is carried out by the budget fund	328,583	(7,433)	299,141	22,009
4	Fee for recruiting foreign experts and workers	3,592,072	1,052,893	4,790,175	(145,211)
5	Fee for air pollution	10,884,877	106,231	10,992,086	(978)
6	Land rent	(2,002,665)	2,458,634	497,785	(42,469)
7	Fee for water use	25,066	290,819	320,029	(4,144)

8	Fee for forestry use and firewood	(48,232)	(413)	(48,645)	-
9	Fee for use of mineral resources of widespread deposit	(45,577)	167,372	121,795	-
10	Fee for recruiting foreign experts and workers /to local budget/	(8,568,398)	6,514,716	(2,053,682)	-
Total		108,085,430	27,425,074	135,639,944	(129,440)

2.1 Fee for exploitation of mineral resources ("Royalty fee")

Section	Initial differences	Adjustments		Unresolved differences
		Government entities	Companies	
Fee for exploitation of mineral resources ("Royalty fee")	123,105,212	12,776,722	135,881,934	-

Highlighted adjustments made over the initial differences occurred relating to Fee for exploitation of mineral resources ("Royalty fee")/other taxes:

Differences relating to this tax are related to double statement and/or non statement of taxes paid to local budget. This kind of difference and mistake is repeated from year to year.

- The following companies understated initially: "Avdar Bayan" LLC by 2,084.0 thousand togrogs, "Erdenet mining corporation" LLC by 1,370,370.8 thousand togrogs, "Energy resource" LLC by 2,260,790.3 thousand togrogs, "Shijir alt" LLC by 239,435.3 thousand togrogs and "Shard narst" LLC by 37,091.2 thousand togrogs. Adjustments were made since these companies provided with their details during the reconciliation.
- The initial differences occurred since the following companies have not submitted their templates to the MEITI: "Altain Khuder" LLC - 7,468,247.4 thousand togrogs, "AUM" LLC - 249,556.8 thousand togrogs, "Bulgan gangat" LLC - 686,723.9 thousand togrogs, "Gurvantukhum" LLC - 182,477.9 thousand togrogs, "G and U gold" LLC - 367,394.4 thousand togrogs, "Urmun-Uul" LLC - 556,167.1 thousand togrogs, "Commod" LLC - 9,936.1 thousand togrogs, "Mondulaan trade" LLC - 1,878,448.4 thousand togrogs and "Remit" LLC - 518,362.2 thousand togrogs respectively. The respective adjustments were made since these companies have provided with their details together with their prepared templates during the reconciliation showing the amounts.
- The government initially understated "Gatsuurt" LLC's amount by 108,884.3 thousand togrogs and "Datsan trade" LLC's amount by 41,948.1 thousand togrogs; adjustment was made based on information of the MTA provided during the reconciliation.
- "Beren group" LLC did not state its paid tax of 289,621.6 thousand togrogs and "Chinggisiiin alt" LLC's tax of 34,705.2 thousand togrogs initially. Adjustment was made since details were provided from the company during the reconciliation.
- The government did not state 8,419,433.4 thousand togrogs which is transferred into Fee for exploitation of mineral resources ("Royalty fee") and additional payment from the overpayment of VAT of "South govi sands" LLC. The MTA has provided with additional clarification on the difference, and it was adjusted.
- The initial difference was due to since government understated "Bayantegsh impex" LLC's paid amount by 19,700.01 thousand togrogs, in contrary, the company overstated its amount by 37,501.01 thousand togrogs. Adjustment was made based on both sides' information provided during the reconciliation.
- Initial difference was adjusted using the details provided from the company during the reconciliation since there was difference of 287,276.2 thousand togrogs due to non submission of "Dadisia yuan" LLC to the MEITI. On the other side, the government understated the company's amount by 86,182.9 thousand togrogs, however, it was adjusted based on details of the government also provided during the reconciliation.
- "Khotgor" LLC mistakenly stated 35,835.2 thousand togrogs as a fee for exploitation of mineral resources, actually the amount is related to fee for use of mineral resources of widespread deposit. We deducted the amount since the company provided with details adjusting the amount correctly.
- Initial difference was due to incorrect statement of "Khuree del" LLC. The company stated 619,013.2 thousand togrogs which is related to coal selling/purchase agreement from "Tavan Tolgoi" JSC. We deducted from "Khuree del" LLC since "Tavan tolgoi" JSC is the payee. The initial difference was adjusted based on both sides' detailed information.
- "Kherlen Energo" LLC overstated 42,039.4 thousand togrogs initially, and caused the difference, however, the provided information did not show any amount, we made the adjustment by deducting the amount.

2.2 License fee for exploitation and exploration of mineral resources

Section	Initial differences	Adjustments		Unresolved differences
		Government entities	Companies	
Licence fee for exploitation and exploration of mineral resources	(19,185,508)	4,066,187	(15,160,675)	41,354

Highlighted adjustments made over the initial differences occurred relating to License fee for exploitation and exploration of mineral resources:

- The differences occurred since the following companies have not submitted their templates to the MEITI: "Altain Khuder" LLC - 25,903.5 thousand togrogs, "AGM" LLC - 179,658.4 thousand togrogs, "Bayan airag exploration" LLC - 121,580.7 thousand togrogs, "Bulgangangat" LLC - 14,090.8 thousand togrogs, "Gurvantukhum" LLC - 8,531.8 thousand togrogs, "JKMK" LLC - 15,039.4 thousand togrogs, "Zanadumetals mongolia" LLC - 284,201.7 thousand togrogs and "Commod" LLC - 133,852.2 thousand togrogs. The respective adjustments were made since these companies have provided with their details together with their prepared templates during the reconciliation showing the amounts.
- "Baganuur" JSC did not state 32,894.0 thousand togrogs initially, and was adjusted after receiving details from the company.
- The government did not state "JSB Mining" LLC's 164,901.5 thousand togrogs initially and caused the difference. Adjustment was made since the MRAM provided with details during the reconciliation by showing the amount correctly.
- Initial difference was since the government has not state "Zaraya Holdings" LLC's 791,414.9 thousand togrogs and "ZBAA" LLC's 161,314.4 thousand togrogs. We have resolved the difference after approaching to NEA based on details provided from the company during the reconciliation.
- Initially the government mistakenly mixed "Mongolyn Alt MAK" LLC's amount with "Mongol-Alt" LLC's amount. The mixed amounts were confirmed correctly according to information provided from the MRAM and the companies.
- "Samtan Mores" LLC signed cooperation agreement with "General Metal Minerals" LLC in year 2011. Initial difference of 31,146.7 thousand togrogs occurred since "General Metal Minerals" LLC did not state the amount that was paid on behalf of "Samtan Morris" LLC. The difference was resolved and adjusted since details were provided from the companies.
- Initially, "Khunan jinlin" LLC mixed its 5,258.9 thousand togrogs of fees with its fee for exploitation of mineral resources ("Royalty fee") and other fees. The difference was resolved and adjusted since details was provided from the company.
- Initial difference was due to non-statement of the government of "Peninsulamining" LLC's amount of 86,387.4 thousand togrogs. We have adjusted the amount based on information after receiving clarification from the MRAM during the reconciliation.
- The government did not initially state "Broad" LLC's amount of 230,422.4 thousand togrogs, we have adjusted the amount based on detailed information from the MRAM during the reconciliation.
- "Govi consolidated" LLC understated 17,671.9 thousand togrogs initially causing the difference. We have adjusted the amount based on information after receiving from the MRAM and the company during the reconciliation.
- Adjustment was made based on information of the MRAM since the difference of 32,473.1 thousand togrogs of "Erdenet mining corporation" LLC was related to foreign currency exchange difference.
- Initial difference was due to non-expression of the amount in thousands. "Khuden" LLC expressed as 323,230.00 thousand togrogs causing difference of 322,906.8 thousand togrogs. We have adjusted the amount based on information after receiving from the MRAM during the reconciliation.

2.3 Reimbursement of deposit, exploration of which is carried out by the budget fund

Section	Initial differences	Adjustments		Unresolved differences
		Government entities	Companies	
Reimbursement of deposit, exploration of which is carried out by the budget fund	328,583	(7,433)	299,141	22,009

Highlighted adjustments made over the initial differences occurred relating to Reimbursement of deposit, exploration of which is carried out by the budget fund:

- The government summarized "Mongolyn alt MAK" LLC's amount of 7,597.8 thousand togrogs with "Mongol-Alt" LLC's amount. We have adjusted the amount based on information after receiving from the MRAM the reconciliation.
- "Khartaavagatai" LLC stated 28,500.0 thousand togrogs under reimbursement mistakenly, however, it was adjusted since the company explained that the amount was stated mistakenly.

2.4 Fee for recruiting foreign experts and workers

Section	Initial differences	Adjustments		Unresolved differences
		Government entities	Companies	
Fee for recruiting foreign experts and workers	3,592,072	1,052,893	4,790,175	(145,211)

Highlighted adjustments made over the initial differences occurred relating to Fee for recruiting foreign experts and workers:

Initial difference was due to since the government included its returned fee and some companies included its received back fee.

- The differences occurred since the following companies have not submitted their templates to the MEITI: "Altain Khuder" LLC - 132,794.7 thousand togrogs, "Bayan airag exploration" LLC - 14,774.4 thousand togrogs and "CMKI" LLC - 29,073.0 thousand togrogs. The respective adjustments were made since these companies have provided with their details together with their prepared templates during the reconciliation showing the amounts.
- "Ankhai international" LLC understated by 22,464.0 thousand togrogs causing the difference. The respective adjustment was made since the company has provided with its details during the reconciliation showing the amounts.
- The government did not state "Zaraya Holdings" LLC's 10,843.2 thousand togrogs, "Kogigovi" LL's 56,734.4 thousand togrogs and "Shin shin" LLC's 96,585.8 thousand togrogs initially. We have adjusted the amount based on information after approaching to the LSWA during the reconciliation.
- Initial difference occurred since "Zon Khen Yu Tian" LLC and "Mongoljuyanli" LLC stated their amounts mistakenly under Fee for recruiting foreign experts and workers /to local budget/ at 114,323.6 thousand togrogs and at 7,641.0 thousand togrogs respectively. We have adjusted the amount based on information of the LSWA and the company during the reconciliation.
- "South govi sands" LLC's stated amount was under from the amount stated by the LSWA, however, the difference was resolved since the details of sides were provided during the recompilation.
- Initially, "COAL" LLC stated 66,549.6 thousand togrogs, but the details did not show the amount, therefore, we have adjusted the amount by deducting the amount.
- "Shivee Ovoo" JSC did not state 2,052.0 thousand togrogs initially, however, provided with details showing the amount.

2.5 Fee for air pollution

Section	Initial differences	Adjustments		Unresolved differences
		Government entities	Companies	
Fee for air pollution	10,884,877	106,231	10,992,086	(978)

Highlighted adjustments made over the initial differences occurred relating to Fee for air pollution:

- The differences occurred since the following companies have not submitted their templates to the MEITI: "Altain Khuder" LLC - 1,885.0 thousand togrogs, "Bold For Ar Da" LLC - 20,098.5 thousand togrogs, "Berkh-Uul" LLC - 8,038.8 thousand togrogs, "Jinkhua Ord" LLC - 7,107.5 thousand togrogs and "Ten khun" LLC - 238,2 thousand togrogs. The respective adjustments were made since these companies have provided with their details together with their prepared templates during the reconciliation showing the amounts.
- "Andiin ilch" LLC understated by 9,603.3 thousand togrogs initially, however, the difference was resolved since the company provided details showing the amount.
- Initial difference occurred since "Oyu tolgoi" LLC stated 1,389.5 thousand togrogs while the government did not state any amount. We have increased the government's amount based on the MTA's information. Eventually, we have adjusted the amount only based on the government's information since the left difference reached to 1,800.00 thousand togrogs which was non-material.
- Initial difference was since the government did not state any amount while "Redhill Mongolia" LLC stated 60,457.4 thousand togrogs. We have adjusted and added into the government side based on detailed information provided from tax authority of Sukhbaatar district.

2.6 Land rent

Section	Initial differences	Adjustments		Unresolved differences
		Government entities	Companies	
Land rent	(2,002,665)	2,457,980	497,785	(42,469)

Highlighted adjustments made over the initial differences occurred relating to Land rent:

Differences relating to this tax are related to non-statement of taxes paid to local budget by the government. This kind of difference and mistake is repeated in the previous years, however, is lessened this year from the previous year.

- The differences occurred since the following companies have not submitted their templates to the MEITI: "Altain Khuder" LLC - 8,362.1 thousand togrogs and "AUM" LLC - 7,305.1 thousand togrogs. The respective adjustments were made since these companies have provided with their details together with their prepared templates during the reconciliation showing the amounts.
- The government did not state initially 15,640.0 thousand togrogs which was paid from "Mon-Ajnai" LLC to budgets of Khuvsgul Aimag and to Burentogtokh soums of Khuvsgul aimag. During the reconciliation, we have resolved by receiving after sending an official letter to the Governor's Office of Khuvsgul aimag based on the details of the company.
- The government did not state reduction amount from 2,015,007.1 thousand togrogs of "Erdenet mining corporation" LLC related to water fee of "Erdenet-Uus DTS" Public Property JSC. During the reconciliation, we have resolved by receiving after sending an official letter to the Governor's Office of Orkhon aimag based on the details of the company.

The MTA did not state initially payments, which were paid to land and tax departments of some aimags, capital and soums, of the following companies:

№	Companies	Received by	
		Aimags	Soums
1	Avdar bayan LLC	Tuv	Aimag
2	AGM mining LLC	Umnugovi	Aimag
3	Adil Och LLC	Dundgovi	Ulziit
4	Asia gold Mongolia LLC	Umnugovi	Khanbogd
5	Aivuun tes LLC	Khentii	Batshireet
6	Altai khangai burd LLC	Khentii	Umnudelger
7	Andiin ilch LLC	Sukhbaatar	Aimag
8	Andiin temuulel LLC	Bayankhongor	Aimag
9	AUM LLC	Uvurkhangai	Aimag
10	Bayalag ord LLC	Bayankhongor	Galut
11	Bayantegsh impex LLC	Dornogovi	Ikhkhet
		Khentii	Darkhan
12	Bayanteeg JSC	Uvurkhangai	Aimag
13	Big mogul coal and energy LLC	Dundgovi	Aimag
14	Boroo gold LLC	Selenge	Aimag
15		Tuv	Aimag
16	Bud-Invest LLC	Tuv	Aimag
17	Bulgan gangat LLC	Tuv	Zaamar
18	Buurgent LLC	Selenge	Aimag
19	Berkh-Uul LLC	Khentii	Aimag
20	Gatsuurt LLC	Bulgan	Selenge
		Selenge	Zuunburen
		Selenge	Mandal
		Selenge	Tushig
		Tuv	Batsumber
21	Datsan trade LLC	Khentii	Norovlin
		Uvs	Tarialan
22	Jump alt LLC	Bayankhongor	Galut
		Dornod	Bayandun
22	JKMK LLC	Tuv	Aimag
23	GLDV LLC	Dornogovi	Dalanjargalan
24	Jotoin bajuuna LLC	Tuv	Aimag
25	Cupcorp Mongolia LLC	Uvurkhangai	Togrog
26	Kogigovi LLC	Dornogovi	Ulaanbadrakh
		Sukhbaatar	Ongon
		Sukhbaatar	Dariganga
27	Magnai trade LLC	Arkhangai	Aimag

		Bayankhongor	Aimag
		Bulgan	Aimag
		Govi-Altai	Aimag
		Dornod	Aimag
		Uvurkhantai	Aimag
		Tuv	Aimag
		Khovd	Aimag
		Khuvsgul	Murun
		Khentii	Aimag
28	Mon-Ajnai LLC	Khuvsgul	Aimag
		Khuvsgul	Burentogtokh
29	Mongol alt MAK LLC	Dornogovi	Dalanjargalan
		Dornogovi	Mandakh
		Dornod	Bayantumen
		Dornod	Kherlen
		Dornod	Aimag
		Dundgovi	Delgerkhantai
		Umnugovi	Gurvantes
30	Mongolbulgargeo LLC	Bayankhongor	Aimag
		Bayankhongor	Bayan-Ovoo
		Bayankhongor	Galut
31	Mongoljuyanli LLC	Sukhbaatar	Tumentsogt
32	Mongolrudprom LLC	Khentii	Batnorov
33	Mondulaan trade LLC	Tuv	Aimag
34	MoEnKho LLC	Khovd	Darvi
35	Northwind LLC	Khentii	Galshar
36	Olova LLC	Tuv	Aimag
37	Urmun-Uul LLC	Tuv	Aimag
38	Petro matad LLC	Dornod	Aimag
		Dornod	Matad
		Sukhbaatar	Erdenetsagaan
39	Petro coal LLC	Tuv	Bayan
40	Red hill mongolia LLC	Selenge	Tushig
41	South govi sands LLC	Umnugovi	Gurgan tes
42	SMKI LLC	Khentii	Tax authority
43	Sonor trade LLC	Selenge	Aimag
44	Torgonnuurin energy LLC	Tuv	Bayan
45	Khangad exploration LLC	Umnugovi	Khankhongor
46	Khartarvagatai JSC	Uvs	Tarialan
47	Khurai LLC	Selenge	Aimag
48	Khurgatai Khairkhan LLC	Khuvsgul	Tsetserleg
49	Chingissin khar alt LLC	Dornogovi	Aimag
50	Tsairt mineral LLC	Sukhbaatar	Asgat
		Sukhbaatar	Bayandelger
51	Shijir alt LLC	Tuv	Aimag
52	Engui tal LLC	Bayankhongor	Shinejinst
53	Erven Khuder LLC	Sukhbaatar	Sukhbaatar
54	Erdenet factory LLC	Orkhon	Aimag
55	Erdes Holding LLC	Selenge	Eroo
		Selenge	Khuder
		Selenge	Shaamar
56	Erel LLC	Darkhan-Uul	Aimag
		Dornogovi	Aimag
57	SBF LLC	Tuv	Aimag

2.7 Fee for water use

Section	Initial differences	Adjustments		Unresolved differences
		Government entities	Companies	
Fee for water use	25,066	290,819	320,029	(4,144)

Highlighted adjustments made over the initial differences occurred relating to Fee for water use:

- The initial differences occurred since the following companies have not submitted their templates to the MEITI: "Altain Khuder" LLC - 20,063.0 thousand togrogs, "AUM" LLC - 52,950.0 thousand togrogs and "JKMK" LLC - 6,488 thousand togrogs respectively. The respective adjustments were made since these companies have provided with their details together with their prepared templates during the reconciliation showing the amounts.
- Initial difference occurred since the government did not state "Andiin temuulel" LLC's 11,550.0 thousand togrogs of tax. Adjustment was made since the MTA has provided with details showing the amount.

The MTA did not state initially payments, which were paid to land and tax departments of some aimags, capital and soums, of the following companies:

№	Companies	Received by	
		Aimags	Soums
1	Avdar Bayan LLC	Tuv	Zaamar
2	AGM Mining LLC	Umnugovi	Aimag
3	Adil Och LLC	Dundgovi	Ulziit
4	Asia gold Mongolia LLC	Umnugovi	Khanbogd
5	Aivuun tes LLC	Khentii	Batshireet
6	Altia khangai burd LLC	Khentii	Umnudelger
7	Andiin ilch LLC	Sukhbaatar	Aimag
8	Andiin temuulel LLC	Bayankhongor	Aimag
9	Ankhai international LLC	Tuv	Aimag
10	AUM LLC	Uvurkhangai	Uyanga
11	Bayan airag exploration LLC	Zavkhan	Durvuljin
		Zavkhan	Erdenekharikhan
12	Bayantegsh impexLLC	Dornogovi	Ikhkheth
		Khentii	Darkhan
13	Big mogul coal and energy LLC	Dundgovi	Bayанжаргалан
14	Boroo goldLLC	Selenge	Aimag
15	Bud-Invest LLC	Tuv	Zaamar
16	Bulgan gangat LLC	Tuv	Zaamar
17	Berkh resources LLC	Uvs	Ulgii
18	Golden Govi mining LLC	Umnugovi	Khurmen
19	Datsan trade LLC	Khentii	Norovlin
20	Dongsheng petroleum LLC	Dornogovi	Sainshand
21	Dung yuan LLC	Umnugovi	Nomgon
22	Jump alt LLC	Bayankhongor	Aimag
		Dornod	Bayandun
23	JKMK LLC	Tuv	Aimag
24	Zarya Holdings LLC	Dornogovi	Urgun
		Dornogovi	Khuvsgul
25	Cupcorp MongoliaLLC	Uvurkhangai	Togrog
26	KogigoviLLC	Dornogovi	Ulaanbadrakh
		Sukhbaatar	Bayandelger
		Sukhbaatar	Ongon
		Sukhbaatar	Dariganga
27	QGX Mongolia LLC	Khovd	Altai
28	Mon Laa LLC	Dornogovi	Khatanbulag
29	Mongol alt MAK LLC	Dornod	Bayantumen
		Dornogovi	Bayанжаргалан
30	Mongolbulgargeo LLC	Bayankhongor	Aimag
31	Mongolrudprom LLC	Khentii	Batnorov
32	Mondulaan trade LLC	Tuv	Zaamar

33	MoEnKho LLC	Khovd	Darvi
		Khovd	Must
		Khovd	Bulgan
34	Northwind LLC	Khentii	Galshar
35	Petro matad LLC	Dornod	Aimag
		Dornod	Matad
		Sukhbaatar	Erdenetsagaan
36	Red hill mongolia LLC	Selenge	Aimag
		Selenge	Tsagaanuur
37	SGS LLC	Umnugovi	Aimag
		Umnugovi	Gurvan tes
38	Centrera gold Mongolia LLC	Dornod	Tsagaan-Ovoo
		Sukhbaatar	Tuvshinshree
		Sukhbaatar	Uul-Bayan
39	Sonor trade LLC	Selenge	Aimag
40	Torgonnuurin energy LLC	Tuv	Bayan
41	Khanshijir LLC	Darkhan-Уул	Khongor
42	Khartarvagatai JSC	Uvs	Tarialan
43	Khurai LLC	Selenge	Aimag
44	Khurgatai Khaikhan LLC	Khuvsgul	Aimag
		Khuvsgul	Burentogtokh
		Khuvsgul	Tsetserleg
45	Erdenet mining corporation LLC	Orkhon	Aimag
46	Erdes Holding LLC	Selenge	Khuder

2.8 Fee for forestry use and firewood

Section	Initial differences	Adjustments		Unresolved differences
		Government entities	Companies	
Fee for forestry use and firewood	(48,232)	(413)	(48,645)	-

Highlighted adjustments made over the initial differences occurred relating to Fee for forestry and firewood:

- “Centrera gold Mongolia” LLC stated 1,762.0 thousand togrogs initially and provided with details adjusting the amount, therefore, we have resolved initial difference by deducting from the company’s amount.
- Initial difference occurred since “Ten Khun” LLC did not submit its template to the MEITI and the difference was resolved since the company provided with its details together with its prepared templates.
- “Shanlun” LLC overstated its amount initially causing difference of 48,070.2 thousand togrogs, and provided with details adjusting the amount, therefore, we have resolved the initial difference by deducting from the company’s amount.

2.9 Fee for use of mineral resources of widespread deposit

Section	Initial differences	Adjustments		Unresolved differences
		Government entities	Companies	
Fee for use of mineral resources of widespread deposit	(45,577)	167,372	121,795	-

Highlighted adjustments made over the initial differences occurred relating to Fee for use of mineral resources of widespread deposit:

- The initial differences occurred since the following companies have not submitted their templates to the MEITI: “Altain Khuder” LLC - 107,878.9 thousand togrogs and “Bayan erch” LLC - 11,700.0 thousand togrogs. The respective adjustments were made since these companies have provided with their details together with their prepared templates during the reconciliation showing the amounts.
- The government did not state initially “Boroo gold” LLC’s 187,299.2 thousand togrogs and the difference was resolved during the reconciliation based on the MTA’s provided information.
- The government overstated initially “Boroo gold” LLC’s amount by 92,274.5 thousand togrogs and the difference was resolved during the reconciliation based on the MTA’s provided detailed information.

- Initial difference occurred because “Khotgor” LLC reported 35,835.2 thousand togrogs mistakenly under Fee for exploitation of mineral resources (“Royalty fee”) rather not under Fee for use of mineral resources of widespread deposit. However, the difference was resolved during the reconciliation based on the company’s provided detailed information.
- “COAL” LLC initially stated that the company paid 10,000.0 thousand togrogs, but provided with details expressing that there was no payment, and we resolved the difference.
- Initial difference occurred since “Tavan tolgoi” LLC did not submit its templates to the MEITI. The respective adjustment was made since the company has provided with its details together with its prepared templates during the reconciliation showing the correct amount.

2.10 Fee for recruiting foreign experts and workers /to local budget/

Section	Initial differences	Adjustments		Unresolved differences
		Government entities	Companies	
Fee for recruiting foreign experts and workers /to local budget/	(8,568,398)	6,514,716	(2,053,682)	-

Highlighted adjustments made over the initial differences occurred relating to Fee for recruiting foreign experts and workers /to local budget/:

- Initial difference occurred because the government did state 6,339,332.0 thousand togrogs that was paid from “Oyu tolgoi” LLC to the Governor’s Office of Khanbogd soum of Umnugovi aimag. During the reconciliation, we have resolved the difference by receiving an official reply after sending an official letter to the Governor’s Office of Khanbogd soum of Umnugovi aimag based on the details of the company.
- “Erdenet mining corporation” LLC reported as doubled its 1,511,577.3 thousand togrogs that was paid to the budget of state under payment to local budget. This mistake was confirmed through the details of the company during the reconciliation; therefore, we have resolved it by deducting from one category.

3. Social and health insurance fees

Section	Initial differences	Adjustments		Unresolved differences
		Government entities	Companies	
Social and health insurance fees paid from the companies	12,113,459	1,981,964	13,925,799	169,623
Total	12,113,459	1,981,964	13,925,799	169,623

Highlighted adjustments made over the initial differences occurred relating to Social and health insurance fees paid from the companies:

The government did not state fees those were paid to the social insurance department of the locals.

- The initial differences occurred since the following companies have not submitted their templates to the MEITI: “AGM” LLC - 25,128.6 thousand togrogs, “Altain khuder” LLC - 2,991,264.0 thousand togrogs, “Bulgangangat” LLC - 85,175.9 thousand togrogs, “Buman olz” LLC 61,435.0 thousand togrogs, “Gurvantukhum” LLC 52,504.6 thousand togrogs, “JKMK” LLC 79,944.2 thousand togrogs, “G and U Gold” LLC 12,440.3 thousand togrogs, “Commod” LLC 5,367.3 thousand togrogs, “Ten khun” LLC 244,111.1 thousand togrogs and “Ejbalei” LLC 155,292.1 thousand togrogs respectively. The respective adjustments were made since these companies have provided with their details together with their prepared templates during the reconciliation showing the amounts.
- “Aduunchuluun” JSC - 188,186.1 thousand togrogs and “Andiin temuulel” LLC - 5,656.9 did not state in their EITI templates initially and caused the differences. However, these differences were resolved since these companies provided with their details during the reconciliation.
- The government did not state initially “Buurgent” LLC’s 12,498.9 thousand togrogs, “Zaraya Holdings” LLC’s 68,129.0 thousand togrogs and “Kogigovi” LLC’s 608,101.1 thousand togrogs. We have adjusted the differences by approaching to the SSIGO and receiving related information during the reconciliation.
- Initial difference was due to government’s mistaken state of 40,295.7 thousand togrogs under “Beren group” LLC’s amount while the amount was paid by the company’s subsidiary. The amount was confirmed during the reconciliation that it was paid by the subsidiary company only based on information provided from the both sides, therefore, we have adjusted the amount by deducting from “Beren group” LLC’s amount.
- “Jump Alt” LLC and “Shivee shivee” LLC understated their fees by 62,728.4 thousand togrogs and by 91,423.4 thousand togrogs respectively. The differences were resolved since the companies provided with their detailed information showing the complete amounts.
- Initial differences occurred since “Odod gold” LLC and “Olon oovot gold” LLC misstated 124,448.1 thousand togrogs and 520,785.8 thousand togrogs respectively. The differences were resolved since the companies provided with

their detailed information showing the correct amounts.

- The government overstated “Chinkhua MAK narin sukhait” LLC’s amount by 2,015,719.9 thousand togrogs. This initial difference was resolved based on information provided from the both sides.

4. Charges and service charges

Section	Initial differences	Adjustments		Unresolved differences
		Government entities	Companies	
1. Custom service fee	11,612,415	(222,738)	11,389,677	-
2. Stamp and other charge paid to state	(492,874)	232,327	(247,831)	(12,715)
3. Service charges paid to state	(823,297)	817,369	(76,512)	70,583
4. Service charges for experts and foreign workers	(953,262)	436,622	(504,526)	(12,114)
5. Permission fee for use of natural resources other than minerals	(2,700)	173	(2,527)	-
6. Stamp and other charge paid to local administration	(324,924)	338,322	16,179	(2,780)
7. Service charges paid to local administration	17,903	59,977	90,050	(12,170)
Total	9,033,261	1,662,053	10,664,510	(30,804)

4.1 Customs service fee

Section	Initial differences	Adjustments		Unresolved differences
		Government entities	Companies	
Custom service fee	11,612,415	(222,738)	11,389,677	-

Highlighted adjustments made over the initial differences occurred relating to Customs service fee:

Initial differences occurred; 1) the government understated the customs service fees initially, 2).companies also understated initially, 3) companies have included customs and other service fees which are paid to private logistics companies and 4) companies stated the customs service fees under the customs tax.

- The initial differences occurred since the following companies have not submitted their templates to the MEITI: “Altain khuder” LLC - 1,270,877.6 thousand togrogs, “GLDB” LLC - 36,945.0 thousand togrogs, “ZUA” LLC 55,862.0 thousand togrogs, “Kazmon contact” LLC 225,185.0 thousand togrogs and “Lut chuluu” LLC 157,763.0 thousand togrogs. The respective adjustments were made since these companies have provided with their details together with their prepared templates during the reconciliation showing the amounts.
- The occurred initial difference, due to the government’s statement of “Monlaa” LLC’s amount as 13,257.1 thousand togrogs not as 130,257.1 thousand togrogs, was resolved completely based on the both sides’ details.
- The government initially stated “Tsairtmineral” LLC’s amount by 99,196.8 thousand togrogs and “Energy resource” LLC’s amount by 614,616.3 thousand togrogs. We have resolved the differences by decreasing the government’s initial amounts by clarifying after sending the MCO’s detailed information to the companies.
- The occurred initial differences relating to “Oyu tolgoi” LLC were resolved completely during the reconciliation based on the detailed information provided both from the government and the company. The reason for the difference was that the both sides have stated mistakenly the incorrect amounts.
- “Mongol metal mining” LLC did not state its paid 76,648.2 thousand togrogs initially, however, provided with details showing the amount.
- “Shin shin” LLC overstated by 17,337.8 thousand togrogs initially, however, provided with details showing the correct amount.
- “Erdenes tavan tolgoi” JSC overstated its amount initially, however, provided with detailed information showing the correct amount.

4.2 Stamp and other charge for paid to state

Section	Initial differences	Adjustments		Unresolved differences
		Government entities	Companies	
Stamp and other charge paid to state budget	(492,874)	232,327	(247,831)	(12,715)

4.3 Service charges paid to state

Section	Initial differences	Adjustments		Unresolved differences
		Government entities	Companies	
Service charges paid to state administration	(823,297)	817,369	(76,512)	70,583

4.4 Service charges for experts and foreign workers

Section	Initial differences	Adjustments		Unresolved differences
		Government entities	Companies	
Service charges for experts and foreign workers	(953,262)	436,622	(504,526)	(12,114)

Highlighted adjustments made over the initial differences occurred relating to Service charges for experts and foreign workers:

- Other service charges were not included in the government's initial reporting while were included in the companies' reporting, and even were more shown in the provided details of the companies during the reconciliation.
- Also initial differences occurred due to non-inclusion in the government reporting of service charges those were paid to state and government organizations. We have made the necessary adjustments after receiving related reply information by sending an official letters to FIFTA, MFA, FCAA, MRAM, LSWA, State registration agency for real estate, Water agency, State Sampling agency, Geological Laboratory, Office of Transport Regulation, Railway and other government organizations.
- The initial differences occurred since the following companies have not submitted their templates to the MEITI: "AGM" LLC - 897.5 thousand togrogs, "Altain khuder" LLC - 6,474.6 thousand togrogs and "Orchlon Ord" LLC 16,171.7 thousand togrogs. The respective adjustments were made since these companies have provided with their details together with their prepared templates during the reconciliation showing the amounts.

4.5 Permission fee for use of natural resources other than minerals

Section	Initial differences	Adjustments		Unresolved differences
		Government entities	Companies	
Permission fee for use of natural resources other than minerals	(2,700)	173	(2,527)	-

Highlighted adjustments made over the initial differences occurred relating to Permission fee for use of natural resources other than minerals:

- Difference of 2,700.0 thousand togrogs occurred since "Gatsuurt" LLC mistakenly state the fee initially. We have resolved the difference by adjusting the amount since the company provided with details showing the amount correctly.

4.6 Stamp fee paid to local budget

Section	Initial differences	Adjustments		Unresolved differences
		Government entities	Companies	
Stamp fee paid to local budget	(324,924)	338,322	16,179	(2,780)

4.7 Service charges paid to local administration

Section	Initial differences	Adjustments		Unresolved differences
		Government entities	Companies	
Service charges paid to local administration	17,903	59,977	90,050	(12,170)

Highlighted adjustments made over the initial differences occurred relating to Service charges paid to local administration:

- Initial difference occurred since the government did not state "Gatsuurt" LLC's 3,227.6 thousand togrogs. We adjusted the difference by receiving information from Chingeltei and Sukhbaatar districts during the reconciliation.
- "Oyu tolgoi" LLC stated 6,474.5 thousand togrogs expressing that the amount was paid to local budget. We have adjusted the amount by increasing the government's figure after receiving confirmed amount from Khanbogd soum

of Umnugovi aimag.

- “South govi sands” LLC provided with its details on the charges, we adjusted the amount based on an official letter reply of Gurvantes soum of Umnugovi aimag.
- The government did not state “Energy resource” LLC’s 288,606.4 thousand togrogs causing the initial difference. We have adjusted the amounts receiving reply information after approaching to National Centre for Standard and Measurement and State Professional inspection agency.

5. Government receipts and other receipts

Section	Initial differences	Adjustments		Unresolved differences
		Government entities	Companies	
1. Entitlement under Production Sharing Contract with the government	53,885,525	-	53,885,525	-
2. Prepayment to government according to Investment Agreement	705,153	461,469,015	462,174,168	-
3. Signing promo for the year under Production Sharing Contract with the government	(287,535)	273,650	(13,884)	-
4. Training promo centralized for the year under Production Sharing Contract with the government	284,175	183,896	468,070	-
5. Area pledge under Production Sharing Contract with the government	491,487	(125,856)	365,631	-
6. Administration service charge centralized under Production Sharing Contract with the government	(249,070)	249,070	-	-
7. Supporting payment to representative office under Production Sharing Contract with the government	157,433	76,146	233,578	-
8. Received supporting under Production Sharing Contract with the government /local budget/	(446,871)	435,051	(11,820)	-
Total	54,540,297	462,560,971	517,101,268	-

5.1 Entitlement under Production Sharing Contract with the government

Section	Initial differences	Adjustments		Unresolved differences
		Government entities	Companies	
Entitlement under Production Sharing Contract with the government	53,885,525	-	53,885,525	-

Highlighted adjustments made over the initial differences occurred relating to Entitlement under Production Sharing Contract with the government:

- “Petro china dacha tamsag” LLC initially expressed its paid tax amount in USD not in MNT and it caused to initial difference of 53,885,525.3 thousand togrogs. We have made the adjustment based on information provided from the MCO during the reconciliation.

5.2 Prepayment to government according to Investment Agreement

Section	Initial differences	Adjustments		Unresolved differences
		Government entities	Companies	
Prepayment to government according to Investment Agreement	705,153	461,469,015	462,174,168	-

Highlighted adjustments made over the initial differences occurred relating to Prepayment to government according to Investment Agreement:

- The government did not state prepayment paid from “Oyu Tolgoi” LLC while the company showed its amount under penalty to state budget. During the reconciliation, we have adjusted the government amount after receiving related information by sending an official letter to the MOF.
- Both “Erdenes tavan tolgoi” JSC and the government did not state any amount relating to the prepayment. However, we have made adjustments on the both sides’ amounts since both sides provided with their details during the reconciliation.

5.3 Signing promo for the year under Production Sharing Contract with the government

Section	Initial differences	Adjustments		Unresolved differences
		Government entities	Companies	
Signing promo for the year under Production Sharing Contract with the government	(287,535)	273,650	(13,884)	-

5.4 Training promo centralized for the year under Production Sharing Contract with the government

Section	Initial differences	Adjustments		Unresolved differences
		Government entities	Companies	
Training promo centralized for the year under Production Sharing Contract with the government	284,175	183,896	468,070	-

Highlighted adjustments made over the initial differences occurred relating to Training promo centralized for the year under Production Sharing Contract with the government:

- The initial difference of 257,902.2 thousand togrogs occurred because “Petro china dachin tamsag” LLC expressed its payment to the PAM in USD rather not in MNT. And the difference was adjusted based on information of the PAM provided during the reconciliation.
- The government did not state “MCS petro Mongolia” LLC’s amount initially, we have resolved the difference by making adjustment by increase of 97,725.0 thousand togrogs on the government side based on the PAM information.
- The initial difference occurred since “Magnai trade” LLC did not prepare and submit its EITI templates. The respective adjustment was made since the company has provided with its details together with its prepared templates during the reconciliation showing the amounts.
- The “PEXPRO” LLC’s amount was not stated in the government report due to wiring the company’s name as “APE-XPRO”. We have adjusted the amount clarifying the reason from the PAM.

5.5 Area pledge under Production Sharing Contract with the government

Section	Initial differences	Adjustments		Unresolved differences
		Government entities	Companies	
Area pledge under Production Sharing Contract with the government	491,487	(125,856)	365,631	-

Highlighted adjustments made over the initial differences occurred relating to Area pledge under Production Sharing Contract with the government:

- The government did not state “MCS petro Mongolia” LLC’s amount of 81,906.58 initially, we have resolved the difference by making adjustment by increasing the government side based on both the PAM and the company’s information.
- The initial differences occurred since “Magnai trade” LLC and “Golden see petroleum” LLC did not prepare and submit their EITI templates. The respective adjustments were made since the companies have provided with their details during the reconciliation showing the amounts.
- The “PEXPRO” LLC’s amount was not stated in the government report due to writing the company’s name as “APE-XPRO”. We have adjusted the amount clarifying the reason from the PAM.
- The government overstated “NPI” LLC’s amount of 229,028.2 thousand togrogs initially. We have adjusted the amount clarifying the reason from the PAM.

5.6 Administration service charge centralized under Production Sharing Contract with the government

Section	Initial differences	Adjustments		Unresolved differences
		Government entities	Companies	
Administration service charge centralized under Production Sharing Contract with the government	(249,070)	249,070	-	-

Highlighted adjustments made over the initial differences occurred relating to Administration service charge centralized under Production Sharing Contract with the government:

- Initial difference occurred because the government did not state “Govi energy partners” LLC’s amount of 249,070.0 thousand togrogs. We have adjusted the amount clarifying from the PAM based on the company’s detailed information.

5.7 Supporting payment to representative office under Production Sharing Contract with the government

Section	Initial differences	Adjustments		Unresolved differences
		Government entities	Companies	
Supporting payment to representative office under Production Sharing Contract with the government	157,433	76,146	233,578	-

Highlighted adjustments made over the initial differences occurred relating to Supporting payment to representative office under Production Sharing Contract with the government:

- Initial difference of 137, 916.1 thousand togrogs occurred because “Petro china dachin tamsag” LLC expressed its amount in USD rather not in MNT. We adjusted the amount based on information of the PAM requiring during the reconciliation.
- The initial differences occurred since “Magnai trade” LLC and “Golden see petroleum” LLC did not prepare and submit their EITI templates. We have increased the company’s side by 88,979.1 thousand togrogs based on the company’s details provided during the reconciliation. Also an amount of 132.7 thousand togrogs were added into the company’s side and the amounts were adjusted based on the government amount.
- The government did not state “MCS petro Mongolia” LLC’s amount initially, however, we adjusted by increasing the government’s amount by 39,090.0 thousand togrogs based on information provided from the PAM and the company.
- The PAM mistakenly wrote the company’s name as “APE-XPRO” not as “PEXPRO” LLC’s and caused initial difference of 36,912.6 thousand togrogs. We have adjusted the amount clarifying the reason from the PAM during the reconciliation.

5.8 Received supporting under Production Sharing Contract with the government /local budget/

Section	Initial differences	Adjustments		Unresolved differences
		Government entities	Companies	
Received supporting under Production Sharing Contract with the government /local budget/	(446,871)	435,051	(11,820)	-

Highlighted adjustments made over the initial differences occurred relating to Received supporting under Production Sharing Contract with the government /local budget/:

- The government did not state supporting amount which was paid by the company under cooperation agreement for working at the local. We have adjusted the amounts those were paid by the following companies to the respective aimags and soums after receiving replies to our official letters from the related Governors’ Offices. As follows: from “Govi energy partners” LLC to Dornogovi aimag, from “Sansriin geology khaiguul” LLC to Tuv, Dornogovi and Ulziit, Undrushil and Gurvansaikhan soums of Dundgovi, and from “Shaiman” LLC to Khentii and Govisumber aimags.
- The initial difference occurred since the government did not state 30,000.0 thousand togrogs which was paid from “Dongsheng petroleum” LLC to the Governor’s Office of Dornogovi. We have adjusted the amount based on information provided from the Governors’ Office.
- Initial difference occurred because the government did not state “Govi energy partners” LLC’s amount in its initial reporting. We added into the government’s side based on the PAM’s information and the company’s detailed information.
- Initial difference occurred since the government did not “Cupcorp” LLC’s amount which is paid to the Governor’s Office of the local. We have adjusted the amount by receiving related information after sending an official letters to the Governor’s Office of Govi-Altai, Uvurkhangai and Bayankhongor aimags based on information provided from the company.
- “MCS Mongolia” LLC’s amount was not stated in the government’s initial reporting, adjustments were made based on the general information of the company and the information of the PAM by increasing the government’s amount.
- The government did not initially state “Sheiman” LLC’s amount, however, adjustment was made after receiving clarification reply from the PAM during the reconciliation.
- The government did not state “APEXPRO” LLC’s amount which was paid to the Governor’s Office of Sukhbaatar

aimag "NPI" LLC's amount of 62,894.5 thousand togrogs that was paid to the Governor's Office of Dornod aimag. We have adjusted the amounts based on replies provided from the Governors' Offices of the respective aimags to our official letters and the detailed information of the company.

6. Dividends on state and local property

Section	Initial differences	Adjustments		Unresolved differences
		Government entities	Companies	
Dividends on state property	41,928	20	41,948	-
Dividends on local property	32,801,558	2,116	32,803,674	-
Total	32,843,486	2,136	32,845,622	-

Highlighted adjustments made over the initial differences occurred relating to Dividends on state and local property:

- Initial difference of 15,228.0 thousand togrogs occurred due to non-submission of its template to the MEITI by "Erdenes MGL" LLC. And adjustment was made based on detailed information provided from the company during the reconciliation.
- The initial difference of 34,917,093.0 thousand togrogs occurred since "Tavan tolgoi" JSC did not submitted its templates to the MEITI. The respective adjustment was made since the company has provided with its details together with its prepared templates during the reconciliation showing the amounts.
- Initial differences occurred because, "Mogoin gol" JSC stated its 2,113.4 thousand togrogs as 2,113,419.50 thousand togrogs, and the government did not state any amount for the company. During the reconciliation, the company provided with its explanation that its initial reporting amount was not expressed in thousands. Based on the company's details, we have adjusted by increasing the government's amount after getting related reply by sending an official letter to the Governor's Office of Khuvsgul aimag.

7. Penalties

Section	Initial differences	Adjustments		Unresolved differences
		Government entities	Companies	
Penalties paid to state budget	(124,403,679)	618,288	(123,799,004)	13,612
Penalties paid to local budget	(212,027)	117,256	(88,111)	(6,660)
Total	(124,615,706)	735,544	(123,887,114)	6,952

7.1 Penalties paid to state budget

Section	Initial differences	Adjustments		Unresolved differences
		Government entities	Companies	
Penalties paid to state budget	(124,403,679)	618,288	(123,799,004)	13,612

Highlighted adjustments made over the initial differences occurred relating to Penalties paid to state budget:

- Initial difference of 125.4 billion togrogs relating to "Oyu tolgoi" LLC occurred because the company initially reported its amount mistakenly under Penalties paid to state budget while the amount was related to Prepayment to government according to Investment Agreement Prepayment. We have made adjustment deducting from the Penalties paid to state budget side based on the detailed information provided during the reconciliation from the both sides (MOF and the company).
- The initial differences occurred since the following companies have not submitted their templates to the MEITI: "Altain khuder" LLC - 18,096.3 thousand togrogs, "Altandornodmongol" LLC - 816,873.5 thousand togrogs and "Batu mining Mongol" LLC 17,305.8 thousand togrogs. The respective adjustments were made since these companies have provided with their details together with their prepared templates during the reconciliation showing the amounts.
- Initial difference of 111,379.7 thousand togrogs relating to "MoEnkhKho" LLC occurred because the company initially reported its amount mistakenly under Penalties paid to local budget while the amount was related to Penalties paid to state budget. We have made adjustment based on the detailed information provided during the reconciliation from the company.

- “Sonor trade” LLC initially reported 19,461.3 thousand togrogs of as penalties. However, we have received information from the MTA as follows: 8,909.3 thousand togrogs for the CIT, 3,379.8 thousand togrogs for the VAT and 7,172.2 thousand togrogs for the penalties. And we made the respective adjustments and resolved the difference.
- The government initially stated “Shijir Alt” LLC’s 52,170.7 thousand togrogs under the CIT. Adjustment was made since the both sides’ details confirmed the amounts.
- Initial difference of 24,968.8 thousand togrogs occurred for “Shivee Ovoo” LLC since the company overstated its amount. And we made the respective adjustments and resolved the difference based on the details of the company.

7.2 Penalties paid to local budget

Section	Initial differences	Adjustments		Unresolved differences
		Government entities	Companies	
Penalties paid to local budget	(212,027)	117,256	(88,111)	(6,660)

Highlighted adjustments made over the initial differences occurred relating to Penalties paid to local budget:

- The government did not initially stated “Shin shin” LLC’s amount of 54,540.0 thousand togrogs, however, adjustment was made after receiving an official reply from the Governor’s Office of Dornod aimag during the reconciliation.

8. 50% contribution in kind to environmental protection special account

Section	Initial differences	Adjustments		Unresolved differences
		Government entities	Companies	
50% contribution in kind to environmental protection special account	(680,113)	257,210	(418,603)	(4,300)

Highlighted adjustments made over the initial differences occurred relating to 50% contribution in kind to environmental protection special account:

The government did not include the companies’ amounts which were centralized into Environment protection, Restoration Fund. The companies those own “X” licenses and operate in exploration activities paid their amounts into special account that is opened by the Governors of the locals and called Environment protection, Restoration Fund.

Initial differences occurred since the companies stated amounts those were set-off as an advance for the next year against the centralized amounts in the previous year. The set-off amounts should not be stated in the companies’ reporting since the amounts belong to the previous year and they are not on cash-basis.

- The initial differences occurred since the following companies have not submitted their templates to the MEITI: “Gurvantukhum” LLC - 6,990.0 thousand togrogs and “G and U Gold” LLC - 6,000.0 thousand togrogs. The respective adjustments were made since these companies have provided with their details together with their prepared templates during the reconciliation showing the amounts.
- Initial difference occurred because the government did not state “Kogigovi” LLC’s 59,898.4 thousand togrogs which is centralized into the local budget. The respective adjustment was made since we have received reply information from the Governor’s Office of the related local by sending an official letter based on the company’s details provided during the reconciliation.
- The government did not state “Treja mounting international” LLC’s amount. We have adjusted the amount based on information provided from the ERD of MNET.
- “Munkh noyon suvarga” LLC initially reported 100,000.0 thousand togrogs. We have approached to the ERD of MNET and was explained that there is no centralized amount from the company in year 2011. After repeated clarification from the company the company accepted the initial amount was stated mistakenly.
- “Erdenet mining corporation” LLC initially reported its environment protection expenditure mistakenly under this category; therefore, we have adjusted by deducting from the company side since the company confirmed through its detailed information.

9. Donations and supporting to governmental organizations

Section			Initial differences	Adjustments		Unresolved differences
				Government entities	Companies	
1.	Donations and supporting from companies to ministries and agencies	Monetary	(9,844,067)	10,689,846	848,279	(2,500)
2.		Non-monetary	(450,651)	290,327	(153,346)	(9,528)
3.	Donations and supporting from companies to aimags and capital	Monetary	(1,254,976)	4,794,052	(150,796)	(72,481)
4.		Non-monetary	(3,612,006)	309,065	3,611,557	(11,321)
5.	Donations and supporting from companies to soums and districts	Monetary	1,554,490	(386,861)	(3,291,620)	(21,120)
6.		Non-monetary	(3,931,096)	4,894,680	1,188,750	(20,869)
7.	Donations and supporting from companies to other organizations	Monetary	(221,444)	89,665	(131,779)	-
8.		Non-monetary	(1,045,502)	384,340	(661,162)	-
Total			(18,805,254)	21,059,415	2,391,980	(137,818)

9.1 Donations and supporting from companies to ministries and agencies

Section			Initial differences	Adjustments		Unresolved differences
				Government entities	Companies	
1.	Donations and supporting from companies to ministries and agencies	Monetary	(9,844,067)	10,689,846	848,279	(2,500)
2.		Non-monetary	(450,651)	290,327	(150,796)	(9,528)
Total			(10,294,718)	10,980,174	697,483	(12,028)

Highlighted adjustments made over the initial differences occurred relating to Donations and supporting from companies to ministries and agencies:

We faced with difficulties resolving differences occurred relating with donations which are non-monetary and constructed works/activities since the companies have not gathered work/activity acceptance acts, and documents for showing correct costs and valuations of furniture, fixtures and items which were donated.

Plus, the companies provided with their details during the reconciliation increasing their initially stated donation amounts, and the details do not show the donation received organizations' names clearly.

- The government did not state "Boroo gold" LLC's 10,380.0 thousand togrogs given to the MMRE. The amount was adjusted since we have received reply to our official letter from the MMRE.
- "Oyu tolgoi" LLC reported donations of 8,939,883.2 thousand togrogs initially, we have adjusted on the government's side based on reply information after sending official letters to government organizations such as LSWA, FCAA, and Professional Education Agency and other organizations. Also, we added some amounts which were missed in the company's reporting, however, the government showed in its reporting.
- "Oyu tolgoi" LLC reported non-monetary /car/ donation of 194,362.9 thousand togrogs given to the SSIGO. The SSIGO confirmed the amount as 213,799.2 /inclusive of VAT/, therefore, we adjusted increasing the government's side by the same amount.
- The government understated "Petro china dachin tamsag" LLC's monetary donations given to the MMRE and FCAA. We made adjustment by receiving related reply information by sending official letters to the respective organizations based on the company's details.
- "South govi sands" LLC reported that the company has donated container with cost of 191,387.2 thousand togrogs purposing to provide housing to army soldiers of Shivee Khuren Customs. When we clarified from the Customs they explained that the amount was not recorded as a receipt, and actually the container received not as a donation, because it would be returned back when the accommodation housing for the army soldiers would be completely built.
- The government did not state "Energy resource" LLC's donations given to ministries and agencies. We have adjusted the amounts based on replies to our official letters from Central Laboratory of Customs, Science Academy of Mongolia, MSE and other organizations.

- “Erdenet jas” LLC mistakenly classified its donations of 60,050.0 thousand togrogs which were donated to Erdenedalai, Tolbo, Delgerkhaan and Buren soums of Tuv aimag into donations given to ministries and agencies. We made the adjustment based on the company’s detailed information.
- The government did not state “Erdenet factory” LLC’s donations given to ministries and agencies. We have adjusted the amounts based on replies to our official letters Science Academy of Mongolia /30,000.0 thousand togrogs/ and SPC /443,208.3 thousand togrogs/.

9.2 Donations and supporting from companies to aimags and capital

Section			Initial differences	Adjustments		Unresolved differences
				Government entities	Companies	
1.	Donations and supporting from companies to aimags and capital	Monetary	(1,254,976)	4,794,052	3,611,557	(72,481)
2.		Non-monetary	(3,612,006)	309,065	(3,291,620)	(11,321)
Total			(4,866,982)	5,103,117	319,937	(83,802)

9.3 Donations and supporting from companies to soums and districts

Section			Initial differences	Adjustments		Unresolved differences
				Government entities	Companies	
1.	Donations and supporting from companies to soums and districts	Monetary	1,554,490	(386,861)	1,188,750	(21,120)
2.		Non-monetary	(3,931,096)	4,888,980	978,753	(20,869)
Total			(2,376,606)	4,502,120	2,167,502	(41,989)

Highlighted adjustments made over the initial differences occurred relating to Donations and supporting from companies to soums and districts:

- The initial differences occurred since the following companies have not submitted their templates to the MEITI: “Altain khuder” LLC - 179,300.0 thousand togrogs and “Urmun-Uul” LLC - 215,000.0 thousand togrogs. The respective adjustments were made since these companies have provided with their details together with their prepared templates during the reconciliation showing the amounts.
- “Ankhait international” LLC understated its amount by 3,549.5 thousand togrogs, however, we adjusted since the company provided with its detailed information during the reconciliation.
- The government understated “Bold tumor eroo” LLC’s donations amount by 33,340.0 thousand togrogs. We adjusted the amount based on information provided from the Governor’s Office of Selenge aimag.
- The initial differences of 703,617.6 thousand togrogs for “Boroo gold” LLC and 730,000.0 thousand togrogs for “Bold tumor eroo gol” LLC occurred since the government did not state these companies’ amounts. We adjusted the amounts based on information provided from the Governors’ Offices of Bayangol, Eroo and Mandal soums of Selenge aimag.
- “Ankhait international” LLC understated its amount by 3,549.5 thousand togrogs, however, we adjusted since the company provided with its detailed information during the reconciliation.
- The government reported 56,252.0 thousand togrogs of donation for “Govi coal and energy” LLC while the company reported 61,367.2 thousand togrogs. Based on the company’s detailed information provided during the reconciliation showing the donations of 84,806.2 thousand togrogs, we have sent official letters to the Governor’s Office of Bayankhongor aimag to confirm 50,806.2 thousand togrogs, to the Governor’s Office of Govi-Altai aimag for 32,000.0 thousand togrogs and to the Governor’s Office of Dundgovi aimag for 2,000.0 thousand togrogs respectively. And made the necessary adjustments after getting the replies.
- The government understated “Govi coal and Energy” LLC’s non-monetary donations and supporting by 15,759.9 thousand togrogs, on the other side, the company understated its amount by 5,782.6 thousand togrogs. When we clarified from the Governors’ Offices of aimags based on the detailed information, the Governor’s Office of Erdenedalai soum of Dundgovi aimag did not provide with information and the Governor’s Office of Shininst soum of Bayankhongor aimag provided with lump-sum amount.
- Initial differences occurred due to understatement amounts for “Mongoliin alt MAK” and for “Khangad exploration” LLC. We have adjusted the amounts after getting replies by sending official letters to the Governors’ Offices of Khankhongor soum of Umnugovi aimag, Sergelen soum of Tuv aimag, Bayanjargalan soum of Dundgovi aimag and Mandakh soum of Dornogovi aimag based on the company’s detailed information provided during the reconciliation.
- The government did not state amounts for “Mongolrusstsvetmet” LLC and for “Petro china dachin tamsag” LLC and this caused the initial differences. We have adjusted the amounts after getting replies by sending official letters to the Governors’ Offices of Naranbulag soum of Uvs aimag, Bor-Undur soum of Khentii aimag, Airag soum of

Dornogovi aimag, Zaamar soum of Tuv aimag, KhalkhgoI and Matad soums of Dornod aimag and Darkhan city based on the companies' detailed information provided during the reconciliation.

- The government did not state donation amount given to soum, district of "Energy resource" LLC while the company provided with detailed information showing that the company made donation to Umnugovi at 1,712,214.0 thousand togrogs and coal donation to the Governor's Office of Tsogtsetseii soum of Umnugovi aimag at 4,752.4 thousand togrogs. We adjusted the amounts based on the replies from the respective Governor's Offices.

9.4 Donations and supporting from companies to other organizations

Section			Initial differences	Adjustments		Unresolved differences
				Government entities	Companies	
1.	Donations and supporting from companies to other organizations	Monetary	(221,444)	89,665	(131,779)	-
2.		Non-monetary	(1,045,502)	384,340	(661,162)	-
Total			(1,266,946)	474,005	(792,942)	-

Highlighted adjustments made over the initial differences occurred relating to Donations and supporting from companies to other organizations:

The government did not actually report donations and supporting amounts initially, however, we have adjusted by getting information after approaching to related organizations based on the detailed information of the companies provided during the reconciliation.

- "Boroo gold" LLC initially stated its donations to individuals and private companies, therefore, we have deducted these amounts from the company's side and resolved the occurred differences.
- "Oyu tolgoi" LLC reported under this category donation given to Vocational Educational School of Choir, Govisumber aimag for purpose of building camp for students. When we clarified from the school, there was no any accounting recording about the donation. However, we adjusted the amount based on triple-sides contract provided from the company.
- Initially, "Mongolrusstsvetmet" LLC stated its donations to non-government organization. We have adjusted by deducting from the company's side since this type of donation should not be included in the reconciliation.
- Initial difference of 600,000.0 thousand togrogs occurred because "Shin shin" LLC stated its donation of 600.0 thousand togrogs given to non-government organization under Donations and supportings from companies to other organizations not expressing in thousands. We have adjusted by deducting from the company's side since the company provided with adjusted detailed information.
- "Shine shivee" LLC stated 32,000.0 thousand togrogs of donation under Donations and supportings from companies to other organizations. We have adjusted by deducting from the company's side since the donation was given to non-government organization and this type of donation should not be included in the reconciliation.

Appendix B. List of covered companies

(MNT)

№	Company name	Activity	Government amount after adjustment	№	Company name	Activity	Government amount after adjustment
1	Erdenet mining corporation LLC	copper molybdenum concentrate	548,545,771.1	101	Cascade mining LLC	iron-exploration	369,777.1
2	Oyu tolgoi LLC	exploration-gold, copper	398,355,763.9	102	Emeelt Mines LLC	uranium-exploration	366,069.8
3	Erdenes Tavan tolgoi JSC	coal	339,812,394.3	103	Ikh Khan Uul LLC	gold	354,655.1
4	Tavantolgoi JSC	coal	168,935,591.9	104	Orchlon ord LLC	exploration	341,363.3
5	Mongol Alt Mak LLC	coal	158,504,558.1	105	Beren mining LLC	exploration-iron ore	325,404.0
6	Energy resource LLC	coal	83,726,391.2	106	Zhu Yu E LLC	iron	322,167.7
7	South Govi Energy LLC	coal	64,875,778.0	107	Gunbileg trade LLC	exploration-gold	309,106.0
8	Petrochina dachin tamsag LLC	petroleum	59,054,962.8	108	Buman olz LLC	coal	306,852.4
9	Bold tumur yruu gol LLC	iron ore	39,981,220.5	109	Erdes kholding LLC	iron ore	294,627.1
10	Magnai trade LLC	exploration-petroleum	36,474,348.7	110	Erdene jas LLC	exploration-gold, copper	293,802.1
11	Dongsheng petroleum LLC	petroleum	25,002,743.0	111	Mongol metal mining LLC	iron	292,936.0
12	Tsairt Mineral LLC	foil	22,772,737.3	112	Mongol gazar LLC	exploration-gold	291,525.8
13	Boroo gold LLC	gold	21,098,958.4	113	SBF LLC	gold	287,903.7
14	Altain khuder LLC	iron	19,594,215.0	114	Agmmining LLC	exploration-gold	286,631.7
15	Chinkhua Mak nariin sukhait LLC	coal	18,535,111.9	115	MRCMGL LLC	exploration-gold	285,623.7
16	Shin Shin LLC	lead	11,975,812.3	116	Zanadumetals mongolia LLC	exploration	285,310.2
17	Mongolrustsevetmet LLC	fluoride	10,758,758.9	117	Geomin LLC	exploration	278,571.9
18	Baganuur JSC	coal	7,820,404.5	118	NPI LLC	exploration-petroleum	277,594.9
19	Mon polimet LLC	gold	5,347,116.5	119	JKMK LLC	gold	276,120.7
20	GEM international LLC	exploration-fluoride	4,742,650.0	120	Eermel LLC	exploration	275,917.6
21	Olon Ovoot gold LLC	gold	4,584,264.0	121	Mongolczechmetal LLC	fluoride	272,399.4
22	Centerra Gold Mongolia LLC	exploration-gold	4,333,825.0	122	QGX Mongol LLC	exploration	269,714.2
23	Mo En Ko LLC	coal	3,559,026.3	123	Datsan trade LLC	gold	263,726.8
24	Shijir Alt LLC	gold	3,284,939.1	124	MEC LLC	элс хайра	262,493.4
25	Ochir Undraa LLC	exploration-gold	3,256,881.9	125	Ulzgol LLC	gold	261,126.3
26	Mon dulaan trade LLC	gold	2,472,907.1	126	Samtan mores LLC	exploration	259,830.4
27	Shivee-Ovoo JSC	coal	2,430,762.1	127	Mongol tsamkhag LLC	exploration	252,217.6
28	Ankhai international LLC	iron	2,263,556.6	128	Camex LLC	exploration	245,712.1
29	Gatsuurt LLC	gold	2,174,431.5	129	Gobi consolidated LLC	exploration	244,741.0
30	Marco Polo LLC	gold	2,161,531.1	130	Shine Ellion Neng Yuan LLC	exploration	240,030.8
31	Kojegovi LLC	uranium-exploration	1,984,124.7	131	Ejbaley LLC	exploration-gold, copper	238,890.3
32	Erel LLC	gold	1,971,758.4	132	Mongol altai resources LLC	exploration	235,297.0
33	Shariin gol JSC	coal	1,889,845.6	133	Khurgatai khairkhan LLC	exploration	234,406.2
34	AUM LLC	gold	1,643,135.3	134	Adil och LLC	fluoride	232,111.4
35	MPHCL LLC	exploration-gold, copper	1,468,036.2	135	Broad LLC	coal	231,975.2
36	ONTRE LLC	exploration-gold	1,462,549.2	136	KHOTU LLC	gold	229,360.9
37	Hera Investment LLC	exploration	1,449,446.8	137	Tsevdeg LLC	gold	228,144.0
38	Lutchuluu LLC	iron	1,444,816.2	138	Bayanteeg LLC	coal	223,684.0
39	Urmun-Uul LLC	gold	1,407,118.2	139	Berkh resources LLC	exploration	216,165.6
40	Khangad exploration LLC	exploration-coal	1,405,806.0	140	Mongol uranium resources LLC	iron-exploration	214,826.3
41	Peabody-Winsway re-	exploration	1,364,417.4	141	Taats murun LLC	gold	193,897.5

Appendix B. List of covered companies

(MNT)

№	Company name	Activity	Government amount after adjustment	№	Company name	Activity	Government amount after adjustment
	sources LLC						
42	Gobi coal and Eenergy LLC	coal	1,224,212.2	142	Mongolrudprom LLC	fluoride	182,566.6
43	Shanlun LLC	foil	1,186,197.1	143	CMKI LLC	fluoride	181,877.7
44	Bayan erch LLC	exploration	1,175,130.2	144	Dun erdene LLC	gold	179,480.7
45	Cazmon contact LLC	exploration	1,165,970.9	145	Khan shijir LLC	gold	173,729.0
46	Khuadi khuonez LLC	exploration	1,146,624.9	146	Asia gold Mongolia LLC	exploration	171,965.8
47	Andiin ilch LLC	coal	1,114,500.0	147	GLDB LLC	coal	171,220.3
48	Tethys Mining LLC	exploration	1,102,887.5	148	Mongoljuanli LLC	fluoride	164,037.1
49	Altan dorNod mongol LLC	gold	1,082,330.2	149	ZBAA LLC	exploration	163,191.4
50	Petro matad LLC	exploration-petroleum	1,002,326.2	150	Khotgor Shanaga LLC	coal	159,310.4
51	OGCHL LLC	exploration-gold, copper	998,236.1	151	Khotgor LLC	coal	156,559.7
52	Ten khun LLC	gold	983,865.5	152	Belgravia mining LLC	exploration	149,686.5
53	Zaraya holdings LLC	exploration	968,250.6	153	Golden Govi mining LLC	exploration	148,888.3
54	Delger-Orchlon LLC	exploration	914,164.3	154	Buurgent LLC	gold	148,039.0
55	Jump alt LLC	gold	912,862.0	155	Khartarvagatai JSC	coal	146,322.0
56	Golden sea petrolium LLC	exploration-petroleum	866,103.4	156	Sod Gazar LLC	exploration	144,015.1
57	Gobi energy partners LLC	exploration-petroleum	863,007.8	157	Mogoin Gol LLC	coal	137,658.9
58	Zon Xen U Tian LLC	exploration-petroleum	835,318.5	158	Longshenda LLC	exploration	136,485.3
59	Alshaakhairkhan LLC	exploration	824,638.0	159	Khuree del LLC	exploration-fluoride	136,374.7
60	Bulgan gangat LLC	gold	822,258.0	160	CCEM LLC	exploration-coal	135,940.9
61	Odod gold LLC	gold	753,046.0	161	Jotoin Bajuuna LLC	gold	135,146.4
62	Remet LLC	iron	722,629.4	162	Dorniin Khuder LLC	iron ore	131,937.8
63	Beren group LLC	iron ore	683,612.7	163	GCB mining LLC	exploration-gold	129,891.1
64	Erdenes MGL LLC	exploration-coal	654,227.0	164	Bold Fo Ar Da LLC	coal	126,526.4
65	Mon Laa LLC	iron	654,188.4	165	Bayantegsh Impex LLC	fluoride	126,387.4
66	Bayan airag exploration LLC	exploration-gold,copper	642,943.7	166	Temuulel LLC	gold	125,086.8
67	Redhill Mongolia LLC	coal	642,758.4	167	Mon Ajnai LLC	coal	124,390.9
68	Shine shivee LLC	exploration	629,022.4	168	Gurvan zam LLC	exploration-coal	123,554.7
69	Mongolbulgargeo LLC	gold	604,668.2	169	COAL LLC	exploration-coal	120,984.9
70	Dun Yuan LLC	lead	598,911.7	170	Bayalag ord LLC	coal	120,836.6
71	Cupcorp Mongolia LLC	exploration-petroleum	570,037.3	171	Bumbat resources LLC	exploration	115,141.4
72	Gobi-exploration LLC	exploration	568,206.0	172	Oyut ulaan LLC	exploration-gold, copper	114,065.9
73	Aduunchuluun JSC	coal	563,911.0	173	Gurvan tuhum LLC	gold	110,177.6
74	Jinghua ord LLC	iron	558,974.3	174	Olova LLC	exploration-titania	109,101.2
75	CCM LLC	exploration-coal	531,912.6	175	Berkh uul LLC	coal	104,397.8
76	Tengre terra resources LLC	exploration-gold	495,496.2	176	Chingisiin khar alt	coal	104,208.4
77	Terra-Energy LLC	exploration-coal	487,481.5	177	Tugrug nuuriin energy LLC	coal	101,426.4
78	GBNB LLC	Gold	484,801.0	178	Uurt Gold LLC	gold	94,726.6
79	Batu Mining Mongolia LLC	exploration	474,418.3	179	Kherlen energo LLC	fluoride	90,847.9
80	Munkh Noyon suvarga LLC	coal	473,797.9	180	Ilt gold LLC	gold	76,398.5
81	Tienjinsanjo LLC	exploration	471,757.1	181	KVP LLC	exploration-gold	74,400.6
82	Sinchi-Oil LLC	exploration	461,573.8	182	FMI LLC	exploration-gold	71,384.5

Appendix B. List of covered companies

(MNT)

№	Company name	Activity	Government amount after adjustment	№	Company name	Activity	Government amount after adjustment
83	TBE LLC	exploration	461,104.5	183	Zuun mod uul LLC	gold	67,035.8
84	Commod LLC	fluoride	450,934.8	184	Khuslemj LLC	gold	66,650.3
85	lkh Mongol mining LLC	exploration	450,547.8	185	Khurai LLC	gold	65,383.5
86	MCS petro mongolia LLC	exploration-petroleum	448,102.6	186	Bud invest LLC	gold	63,783.6
87	Bumbat LLC	gold	428,871.1	187	Taisheng development LLC	iron-exploration	61,976.2
88	Sansariin geologi khaiguul LLC	exploration-petroleum	423,803.3	188	Petro coal LLC	coal	59,121.1
89	Shaiman LLC	exploration-petroleum	423,618.1	189	Avdar bayan LLC	gold	56,562.8
90	Golden cross LLC	exploration	421,592.5	190	Aivuun tes LLC	Gold	56,533.2
91	Gunbileg gold LLC	exploration	417,530.8	191	Bayajmal LLC	gold	56,090.8
92	Dedizi Yuan LLC	gold	413,031.8	192	Khos khas LLC	gold	54,462.1
93	MCTT LLC	fluoride	407,118.2	193	Big Mogul Coal and Energy LLC	coal	53,317.7
94	Erven khuder LLC	exploration-iron ore	404,020.2	194	Peninsulaming LLC	exploration-gold	40,336.3
95	Shar narst LLC	gold	402,386.8	195	Mongol alt LLC	exploration	37,997.3
96	North wind LLC	fluoride	396,230.5	196	Altai khangai burd LLC	Gold	28,039.9
97	APEXPRO LLC	exploration-petroleum	395,379.2	197	Western prospector mongolia LLC	uranium-exploration	23,655.4
98	G and U gold LLC	gold	395,255.6	198	Treiga mountain international mining LLC	bargilt stone	19,987.5
99	Khuden LLC	coal	376,116.4	199	Khunanjinlen LLC	gold	323.2
100	SoNor Trade LLC	gold	370,360.5	200	MGMK LLC	iron	-
					Total		2,150,734,066.8

Appendix C (a). Unresolved differences-(as per ministry, company and financial flow)

(thousand MNT)

№	Companies	Registration No.	MTA						MCO	MRAM, NEA		SSIGO	LSWA	MTA, MRA, NEA, SPIA		MRAM, LSWA, FCAA, NEA		Local administration		Capital, district, locals	Capital, district, locals		Ministry of Environment and Tourism	Total /in togrogs/	
			CIT	Real estate /local/	Tax on vehicles and self-moving mechanisms /local/	Land rent /local/	Water use fee /local/	Fee for air pollution /local/		Excise tax on vehicle's gasoline and diesel fuel	License fee for exploitation and exploration of mineral			Payment for deposit, exploration of which was carried out by the Government	Social and health insurance fee	Fee for accommodation of foreign experts and workers /state budget/	Penalties /state budget/	Penalties /local/	Stamp fee paid to ministries and agencies		Service charges to ministries, agencies	Stamp fee to local administration			Service charge to local administration
			1.1.1	2.1.1	2.1.2	2.2.1	2.2.2	2.2.9	1.1.4	1.1.7	1.2.1	1.1.13	1.2.2	1.6.1	2.5.1	1.1.9-1.1.12, 1.3.2	1.3.4, 1.3.3	2.3.1	2.3.2	3.2.1-3.2.2	3.2.3-3.2.4	3.2.5-3.2.6	3.1.1		
1	Asia gold Mongolia LLC	2678179	-	-	-	-	-	-	-	-	-	-	-	-	-	-	(1,036)	-	-	-	-	-	-	(1,036)	
2	Altai khangia burd LLC	5029953	-	-	-	(1,893)	-	-	-	-	-	-	-	-	-	-	-	-	-	-	-	-	-	(1,893)	
3	Altain khuder LLC	5095549	-	-	-	(602)	-	-	-	-	-	-	7,146	-	(1,131)	-	1,414	-	-	-	-	-	-	-	5,264
4	AUM LLC	5056721	-	-	-	-	-	-	-	-	-	-	-	-	-	-	-	-	-	(500)	-	-	-	(500)	
5	Bayajmal alt LLC	2861429	-	-	-	-	-	-	-	-	-	-	-	-	-	-	(650)	-	-	-	-	-	-	(650)	
6	Bayan erch LLC	5023998	-	-	(1,216)	260	-	-	-	-	-	-	(115,279)	162	-	-	213	-	-	-	-	-	-	-	(115,860)
7	Big mogul coal and energy LLC	5369223	-	-	-	-	(507)	-	-	-	-	-	-	-	-	-	-	-	-	-	-	-	-	(507)	
8	Bold tumor eroo gol LLC	2855119	-	-	-	-	-	-	-	-	-	-	-	-	-	-	(9,243)	-	-	-	-	-	-	(9,243)	
9	Boroo Gold LLC	2094533	-	-	-	-	-	-	-	-	-	-	-	-	-	-	-	-	-	-	(37,362)	-	-	(37,362)	
10	Berkh resources LLC	5210402	-	-	-	-	-	-	-	-	-	-	(2,808)	-	-	-	(66)	-	-	-	-	-	(450)	(3,324)	
11	Gatsuurt LLC	2054701	-	-	-	(33,897)	-	-	-	-	-	168,044	3,586	-	-	-	8,119	-	-	-	-	-	-	145,852	
12	Geomin LLC	2866773	-	-	-	-	(600)	-	-	-	-	-	-	-	-	-	-	-	-	-	-	-	-	(600)	
13	Govi consolidated LLC	5426952	-	-	-	-	-	-	-	-	-	-	-	-	-	-	-	-	-	-	-	(500)	-	(500)	
14	Govi coal and energy LLC	2862468	-	-	-	-	-	-	-	-	-	-	-	-	-	-	-	-	(340)	-	(15,000)	(3,223)	-	(18,563)	
15	Gunbileg gold LLC	5215757	15	-	-	-	-	-	(296)	22,009	-	-	-	1,000	-	-	952	(1,800)	-	-	-	-	-	21,880	
16	Gunbileg trade LLC	2765853	750	-	(15)	-	-	-	-	28,761	-	-	-	7,159	-	-	20,862	-	-	-	-	-	-	57,518	
17	Dadizi yuan LLC	5179173	-	-	(5,112)	-	-	-	-	-	-	-	-	-	-	-	-	-	-	-	-	-	-	(5,112)	
18	Datsan trade LLC	2061848	-	-	-	-	-	-	-	-	-	-	-	-	-	-	(36)	-	-	-	-	-	-	(36)	
19	Ikh mongol mining LLC	5014131	-	-	-	-	-	-	-	-	-	-	-	-	-	-	-	-	-	-	-	(400)	-	(400)	
20	Kazmon contact LLC	5041538	-	-	-	-	-	-	-	-	-	-	-	-	-	-	-	-	-	-	(1,200)	-	-	(1,200)	
21	Commod LLC	2685841	-	-	-	(2,451)	-	-	-	-	(0)	-	-	-	-	-	-	-	-	-	-	-	-	(2,451)	
22	Lutchuluu LLC	5396662	-	-	-	-	-	-	-	-	-	-	-	-	-	-	(9,605)	-	-	-	-	-	-	(9,605)	
23	MoEnKho LLC	5141583	-	-	-	-	-	-	-	-	-	-	-	-	-	-	-	-	-	(2,000)	(4,618)	(300)	-	(6,918)	
24	Mongol metal mining LLC	5239168	-	-	-	-	-	-	-	-	-	1,580	-	-	-	-	-	-	-	-	-	-	-	1,580	
25	Mongol uranium resource LLC	5150884	-	-	-	-	-	-	-	11,848	-	-	-	-	-	-	-	-	-	-	-	-	-	11,848	
26	Mongol-Alt LLC	2024101	-	-	-	-	-	-	-	-	-	-	-	-	-	-	4,710	-	-	-	-	-	-	4,710	
27	Mongolbulgargeo LLC	2550245	-	(7,945)	-	-	-	-	-	-	-	-	-	-	-	-	-	-	-	-	-	-	-	(7,945)	
28	Mongolrusstsvetmet LLC	2550466	-	-	-	-	-	-	-	-	-	-	-	-	-	-	-	-	-	-	(1,000)	-	-	(1,000)	
29	Mongolcheckmetal LLC	5051134	-	-	-	-	-	-	-	-	-	-	-	9,982	(739)	-	-	-	-	-	-	-	-	9,243	
30	Munch noyon suvarga LLC	5314577	-	-	-	-	-	-	-	-	-	-	-	-	-	-	-	-	-	-	-	(6,412)	-	(6,412)	
31	Northwind LLC	5003539	-	-	-	-	-	-	-	-	-	-	-	-	-	-	-	-	5,652	-	-	-	-	5,652	
32	Olon ovoot gold LLC	5099005	-	-	-	-	-	(452)	-	-	(0)	-	-	-	-	-	-	-	-	-	-	(570)	-	(1,022)	
33	Ochir-Undraa LLC	2659603	-	-	26	-	-	-	2,775	-	-	-	-	-	-	-	-	-	-	-	-	-	-	2,800	
34	Oyu tolgoi LLC	2657457	-	-	-	-	-	-	-	-	-	-	-	-	-	-	-	-	-	-	(2,700)	-	-	(2,700)	

Appendix C (a). Unresolved differences-(as per ministry, company and financial flow)

(thousand MNT)

№	Companies	Registration No.	MTA						MCO	MRAM, NEA		SSIGO	LSWA	MTA, MRA, NEA, SPIA		MRAM, LSWA, FCAA, NEA		Local administration		Capital, district, locals	Capital, district, locals		Ministry of Environment and Tourism	Total /in togrogs/	
			CIT	Real estate /local/	Tax on vehicles and self-moving mechanisms /local/	Land rent /local/	Water use fee /local/	Fee for air pollution /local/		Excise tax on vehicle's gasoline and diesel fuel	License fee for exploitation and exploration of mineral			Payment for deposit, exploration of which was carried out by the Government	Social and health insurance fee	Fee for accommodation of foreign experts and workers /state budget/	Penalties /state budget/	Penalties /local/	Stamp fee paid to ministries and agencies		Service charges to ministries, agencies	Stamp fee to local administration			Service charge to local administration
			1.1.1	2.1.1	2.1.2	2.2.1	2.2.2	1.2.9	1.1.4	1.1.7	1.2.1	1.1.13	1.2.2	1.6.1	2.5.1	1.1.9-1.1.12, 1.3.2	1.3.4, 1.3.3	2.3.1	2.3.2	3.2.1-3.2.2	3.2.3-3.2.4	3.2.5-3.2.6	3.1.1		
35	Oyut ulaan LLC	2678187	-	-	(148)	-	(300)	-	-	-	-	-	-	-	-	-	-	-	-	-	-	-	-	(448)	
36	Petro matad LLC	2867095	-	-	-	-	-	-	-	-	-	-	-	-	-	-	(293)	-	-	-	-	-	-	(293)	
37	Red hill Mongolia LLC	5068827	-	-	-	-	-	-	-	-	-	-	-	-	-	-	-	-	-	-	-	-	-	(4,353)	
38	SGSLLC	5084555	-	-	-	-	-	-	0	-	-	-	-	-	-	-	(704)	-	-	-	(5,938)	0	-	(6,642)	
39	Sod gazar LLC	5031974	-	-	-	(91)	-	-	-	-	-	-	-	-	-	-	-	-	-	-	(8,950)	-	-	(9,041)	
40	Tashin development LLC	2777223	-	-	-	-	-	-	-	-	-	-	-	-	-	-	-	-	-	-	-	(500)	-	(500)	
41	Togrog nuuriin energy LLC	2873575	-	-	-	-	-	-	-	-	-	-	-	-	-	-	-	-	-	-	-	(2,300)	-	(2,300)	
42	Ten khun LLC	2839717	-	-	285	-	-	-	-	-	-	0	0	-	-	-	(105)	-	-	-	-	-	-	180	
43	Khangad exploration LLC	2887134	-	-	-	-	-	-	-	-	-	-	-	-	-	-	4,204	-	-	-	-	(10,167)	-	(5,963)	
44	Khanshijir LLC	2608758	-	-	-	-	-	-	-	-	-	-	-	-	-	-	-	-	-	-	-	(150)	-	(150)	
45	Khotgor shanaga LLC	2662647	-	-	-	-	-	-	-	-	-	-	(11,332)	-	(250)	-	(520)	-	-	-	-	-	-	(12,102)	
46	Khuree del LLC	2697734	-	-	-	-	-	-	-	-	-	-	-	-	-	-	669	-	-	-	-	-	-	669	
47	Tsairtmineral LLC	2548747	-	-	-	-	-	-	-	(0)	-	-	-	-	-	(5,652)	(1,271)	-	-	-	-	-	-	(6,923)	
48	Chingissin khar alt LLC	5031869	-	-	-	-	-	-	-	-	-	-	-	-	-	-	(138)	-	-	-	-	-	(2,750)	(2,888)	
49	Chinkhua MAK nariin sukhait LLC	2697947	-	-	-	-	-	-	-	-	-	0	-	-	-	(967)	(10,664)	-	-	-	-	-	-	(11,631)	
50	Shar narst LLC	2618621	-	-	-	-	-	(171)	-	-	-	-	-	-	-	-	-	-	-	-	-	-	-	(171)	
51	Shariin gol JSC	2050374	-	-	-	-	-	-	-	1,041	-	-	-	-	-	-	3,550	-	-	-	-	(2,004)	-	2,587	
52	Shivee ovoo JSC	2004879	-	-	-	-	-	-	-	-	-	-	-	-	-	(800)	-	-	-	-	-	-	-	(800)	
53	Shijir alt LLC	2072947	-	-	-	-	-	-	-	-	-	-	-	-	-	-	(412)	-	-	-	-	-	-	(412)	
54	Shin Shin LLC	2830213	-	-	-	-	-	-	-	-	-	-	-	(4,540)	3,661	(149)	(951)	(17,406)	(9,528)	(2,180)	(3,300)	-	-	(34,394)	
55	Shine Iliin Nen Yuan LLC	5250862	-	-	-	-	-	-	-	-	-	-	-	(4,690)	160	3,838	-	-	-	-	-	-	-	(692)	
56	MRCMGL LLC	5402166	-	-	-	-	-	-	-	-	-	-	-	-	-	4,650	-	-	-	-	-	-	-	4,650	
57	MCTTLLC	5015243	-	-	-	-	-	-	-	-	-	-	(26,525)	-	-	-	70	-	-	-	-	-	-	-	(26,454)
58	Emeelt Mines LLC	2776804	-	-	-	-	-	-	-	(0)	-	-	-	-	-	(103)	-	-	-	-	-	-	-	-	(103)
59	Energy resource LLC	2887746	-	-	-	-	-	-	-	-	-	-	-	-	-	(5,764)	1,468	-	-	-	-	-	-	(4,296)	
60	Erven khuder LLC	5069068	-	-	-	-	-	-	-	-	-	-	-	-	-	-	(2,401)	-	-	-	-	-	-	(2,401)	
61	Erdene jas LLC	2715619	-	-	-	-	-	-	-	-	-	-	-	-	-	-	2,744	-	-	-	-	(11,000)	2,744	(8,256)	
62	Erdenet Mining Corporation LLC	2074192	-	-	-	-	-	-	-	-	-	-	-	-	-	-	8,366	-	-	-	-	-	-	8,366	
63	Erdes Holding LLC	2655772	-	-	-	(3,795)	(2,737)	-	-	-	-	-	-	-	-	-	(40)	-	-	-	-	-	-	(6,572)	
64	Erel LLC	2027194	-	-	-	-	-	(355)	-	-	-	-	-	-	-	(3,250)	15,430	(29)	(75)	-	(500)	-	-	11,221	
65	SBF LLC	5184851	-	-	114	-	-	-	-	-	-	-	-	-	-	-	1,992	-	-	-	-	-	-	2,106	
66	FMI LLC	5209552	-	-	-	-	-	-	-	-	-	-	-	-	-	-	12,550	-	-	-	-	-	(700)	11,850	
	AMOUNT		765	(7,945)	(6,065)	(42,469)	(4,144)	(978)	2,775	41,354	22,009	169,623	(145,211)	13,612	(6,660)	(12,715)	58,469	(2,780)	(12,170)	(12,028)	(83,802)	(41,989)	(4,300)	(74,650)	

Appendix C (b). Notes of unresolved differences-(as per company and financial flow)

Taxes, SHI

Financial flow	Companies	Unresolved difference (MNT)	Differences		Notes for unresolved differences
			Reason	Works done	
CIT	Gunbileg gold LLC	15	The company reported initially, in contrary, the government did not report.	Official letter was sent to the company requesting detailed information.	The company's details did not confirm the initial amount. There was no reply to our several times of clarification and phone callings.
	Gunbileg trade LLC	750	The company reported initially, in contrary, the government did not report.	Official letter was sent to the company requesting detailed information.	The company's details did not confirm the initial amount. There was no reply to our several times of clarification and phone callings.
Amount		765			
Excise tax on vehicle's gasoline and diesel fuel	Ochir-Undraa LLC	2,775	Initial difference occurred since the company reported initially while the government did not report.	Official letter was sent to the company requesting detailed information. Reply was received; however, the payment was not stated in the details.	The company replied that amount was not paid by the company, and the company would not be responsible for.
Amount		2,775			
Real estate tax	Mongolbulgargeo LLC	(7,945)	The government did not report amount paid to locals.	During the reconciliation, we sent official letter to the Tax Authority of Capital based on the company's details. Reply information was received, however, advised to clarify from the belonging tax authority.	Tax authority of Bayangol district replied that there is no such payment. The company replied that the cashier' report shows the payment but the related supporting document cannot be find.
Amount		(7,945)			
Tax on vehicles and self-moving mechanisms	Bayan-Erch LLC	(1,216)	The company overstated initially than the government's amount.	Information of the both sides was received during the reconciliation. The company's details confirmed the initial amount accordingly.	Both sides provided with their details stating the same amounts of their initial reports.
	Gunbileg trade LLC	(15)	The company reported initially, in contrary, the government did not report.	Official letter was sent to the company requesting detailed information.	The company's details did not confirm the initial amount. There was no reply to our several times of clarification and phone callings.
	Daisy yuan LLC	(5,112)	The government understated, while the company did not submit its report.	During the reconciliation, we reviewed the MTA's information based on the company's details, but could not confirm the amount. Therefore, we sent official letter to the Tax Authority of Bayangol district.	We clarified from the tax authority of Bayangol district by getting photocopy of supporting document from the company. The authority replied that the amount cannot be found even the account number is correct.
	Ochir-Undraa LLC	26	The government reported initially, while the company did not report.	During the reconciliation, received both sides' information. However, the company did not state in its details.	The company replied that the company does not has any car and the amount is not paid by the company.

Appendix C (b). Notes of unresolved differences-(as per company and financial flow)

Taxes, SHI

Financial flow	Companies	Unresolved difference (MNT)	Differences		Notes for unresolved differences
			Reason	Works done	
	Oyut Ulaan LLC	(148)	The company reported initially, in contrary, the government did not report.	During the reconciliation, we sent official letter to the Tax Authority of Sukhbaatar district based on the company's details.	The tax authority of Sukhbaatar district replied that the amount was not received in its account.
	Ten Khun LLC	285	The government reported initially, while the company did not report.	During the reconciliation, received both sides' information. And the company stated same amount in its details.	There was no reply to our several times of request and phone callings.
	SBF LLC	114	The government overstated initially, while the company underreported.	During the reconciliation, received both sides' information. And the company stated same amount in its details.	The company replied that the amount could be related to tax paid for private car.
Amount		(6,065)			
Social and Health insurance fee	Gatsuurt LLC	168,044	The company underreported in its report submitted to the MEITI.	The company showed the same amount when we requested and received the company's details through official letter.	The company did not reply satisfactory to our request even has matched its amount with the SSIGO's information, and became dull to our phone callings eventually.
	Mongol metal LLC	1,580	The company underreported in its report submitted to the MEITI.	The company showed the same amount when we requested and received the company's details through official letter.	The company's accountant replied that the initial amount is correct and not aware of the SSIGO's amount.
Amount		169,623			

Appendix C (b). Notes of unresolved differences-(as per company and financial flow)

Fees

Financial flow	Companies	Unresolved difference (MNT)	Differences		Noted for unresolved differences
			Reason	Works done	
1.2 Fees					
License fee for exploitation and exploration of mineral	Gunbileg gold LLC	(296)	The company over reported in its report submitted to the MEITI.	Official letter was sent to the company requesting detailed information.	The company's details did not confirm the initial amount. There was no reply to our several times of clarification and phone callings.
	Gunbileg trade LLC	28,761	The company underreported in its report submitted to the MEITI.	Official letter was sent to the company requesting detailed information.	The company provide with its details during the reconciliation. However, the difference still remained, therefore we requested again from the company, but there was no reply to our

**Appendix C (b). Notes of unresolved differences-(as per company and financial flow)
Fees**

Financial flow	Companies	Unresolved difference (MNT)	Differences		Noted for unresolved differences
			Reason	Works done	
					several times of request and phone callings.
	Mongol uranium resource LLC	11,848	The company underreported in its report submitted to the MEITI.	The government's figure included same information with the MRAM and NEA, and the related details were presented to the company during the reconciliation.	The company replied that the company does not transact with MRAM rather with the NEA. And the company is not aware of the reported amount, maybe the amount is related to transactions made by the previous management and, the company is not responsible for the amount.
	Shariin gol JSC	1,041	The company underreported in its report submitted to the MEITI.	We clarified again from the company after vouching with the details of the MRAM. And sent official letter again to the MRAM since the company replied that the company did not make the payment	The MRAM stated same amount in its details, and the company replied that the supporting document cannot be found.
Amount		41,354			
Payment for deposit, exploration of which was carried out by the Government	Gunbileg gold LLC	22,009	The government reported initially, while the company did not report.	Official letter was sent to the company requesting detailed information. The reply was received but the amount was not stated.	There was no reply to our several times of request and phone callings.
Amount		22,009			
Fee for accommodation of foreign experts and workers /state budget/	Bayan-Erch LLC	(115,279)	The government reported initially, while the company misstated.	During the reconciliation, we sent official letter to the LSWA since the company provided with its details showing more amount than the government's figure. However, we could not get satisfactory information because the LSWA did not reply on time, and we could not find related document even after working at the LSWA's premises	It was very much time wasting because there was no official who could help and prepare the information due to the LSWA's structural re-organization. Eventually received information, received after several times of requests, was not satisfactory because the amounts were same with the initially reported amounts
	MCTT LLC	(26,525)	The government reported initially, while the company understated.		
	Khotgor shanaga LLC	(11,332)	The government reported initially, while the company understated.		
	Berkh resources LLC	(2,808)	The company over reported in its report.		
	Gatsuurt LLC	3,586	The government reported initially, while the company understated.	During the reconciliation, we sent official letter to the LSWA and the company, and received replies. The government over showed in its details, while the company under showed.	There was no reply to our several times of requests.

Appendix C (b). Notes of unresolved differences-(as per company and financial flow)
Fees

Financial flow	Companies	Unresolved difference (MNT)	Differences		Noted for unresolved differences
			Reason	Works done	
	Altain khuder	7,146	The government reported initially, while the company did not submit its report to the MEITI.	Official letter was sent to the company requesting detailed information. The received reply information showed understated amount.	The replied that the payment was not made by the company.
Amount		(145,211)			
Fee for air pollution	Olon ovoot gold	(452)	The company reported initially, while the government did not.	During the reconciliation, we sent official letter to the tax authority of Umnugovi aimag based on the company's details, and received information by contacting with the in-charge of inspector.	The tax authority of Umnugovi aimag replied that such donation is not received in its account
	Shar narst LLC	(171)	The company reported initially, while the government did not.	We sent official letter to the tax authority of Sukhbaatar district in accordance of the company's details. The company clarified again that the amount was paid on 26 April 2011 to tax authority of Sukhbaatar district.	The tax authority of Sukhbaatar district replied that such donation is not received in its account.
	Erel LLC	(355)	The government reported initially, while the company overstated.	Both sides provided with their details, however, amounts were the same with the initial amounts.	Both sides could not confirm the amounts.
Amount		(978)			
Land rent	Gatsuurt LLC	(33,897)	The company over reported in its report.	We sent official letter to the Governor's Office of Selenge aimag in accordance of the company's details.	The Governor's Office of Selenge aimag confirmed lesser amount than the company's amount. And the company did not reply to our repeated clarification.
	Erdes Holding LLC	(3,795)	The government did not report initially.	The company did not provide with its details to confirm its initial amount.	The difference cannot be adjusted since the company did not provide with its details, and it is not clear to whom the payment was made.
	Commod LLC	(2,451)	The government did not report fees paid to locals initially.	During the reconciliation, we clarified from the tax authority of Bayangol district, and received the related reply information.	The tax authority of Bayangol district did not provide with information to confirm the amount.
	Altai khangai burd LLC	(1,893)	The government did not report fees paid to locals initially.	During the reconciliation, we clarified from the tax authority of Khentii aimag since the MTA's information did not show the amount. The company's supporting document showed payment of 1,892.8 thousand togrogs to State Account No. 180000943.	The tax authority of Khentii aimag replied that such donation is not received in its account.

Appendix C (b). Notes of unresolved differences-(as per company and financial flow)
Fees

Financial flow	Companies	Unresolved difference (MNT)	Differences		Noted for unresolved differences
			Reason	Works done	
	Altain khuder	(602)	The government reported initially, while the company did not report.	The company provided with its details that showed more amount than the government's amount. And the MTA provided with details showing the initial amount.	There was no reply to our clarification.
	Sod gazar LLC	(91)	The government did not report fees paid to locals initially.	In order to clarify the amounts, we sent official letter to the Land Department of Capital.	The Capital Land Department provided with lesser amount than the company's initially reported amount.
	Bayan-Erch LLC	260	The company reported more amount than the government's amount.	The amounts provided from the MTA and the tax authority of Erdenetsagaan soum of Sukhbaatar aimag were more than the company's amounts.	There was no reply to our clarification and did provide with explanation regarding the payment.
Amount		(42,469)			
Fee for water use	Erdes Holding LLC	(2,737)	The government understated initially.	The company did not provide with its details to confirm its initial amount.	The difference cannot be adjusted since the company did not provide with its details, and it is not clear to whom the payment was made.
	Geomin LLC	(600)	The government did not report initially, while the company did not submit its report to the MEITI.	During the reconciliation, we clarified from the tax authority of Bayan-Ulgii aimag based on the company's details. The company's supporting documents showed 600.0 togrogs of fees of 3 times.	The difference remains under solved since the tax authority of Bayan-Ulgii aimag replied that the payment was not received.
	Big mogul coal and energy LLC	(507)	The government did not report fees paid to locals initially.	During the reconciliation, we clarified from the MTA based on the company's details; however, there was not information. Therefore, we clarified from the tax authority of Bayanjargalan soum of Dundgovi aimag. The company's supporting document showed fees of 1,006.74 thousand togrogs each for 2 times of payments.	The tax authority of Dundgovi aimag provided with lesser amount by 500.0 thousand togrogs.
	Oyut Ulaan LLC	(300)	The government did not report fees paid to locals initially.	In order to confirm the amount, we sent official letter to the tax authority of Tsogttsetsii soum of Umnugovi aimag during the reconciliation.	The tax authority of Tsogttsetsii soum of Umnugovi aimag replied that such donation is not received in its account.
Amount		(1,407)			

Appendix C (b). Notes of unresolved differences-(as per company and financial flow)

Charges, and service charges /state budget/

Financial flow	Companies	Unresolved difference (MNT)	Differences		Noted for unresolved differences
			Reason	Works done	
Stamp fee paid to ministries and state organizations	Energy resource LLC	(5,764)	The company reported initially, while the government did not.	During the reconciliation, we sent official letters to all organizations those have received stamp and service charges from the company, and received related replies.	The differences remain unresolved since the organizations replied that the amounts are not received into their accounts, and their provided amounts were lesser than the company's amounts.
	Tsairtmineral LLC	(5,652)			
	Erel LLC	(3,250)			
	Chinkhua MAK nariin suk-hait LLC	(967)			
	Shivee ovoo JSC	(800)			
	Emeelt Mines LLC	(103)			
	Shin Shin LLC	3,661	The government reported initially, while the company did not.	The companies did not show in their detailed information provided during the reconciliation, however, replied to our repeated clarification that the payment related supporting document cannot be found.	The companies could not confirm the paid amounts.
	Shine Ilion Nen Yuan LLC	160			
Amount		(12,715)			
Service charges paid to ministries and state organizations	Chinkhua MAK nariin suk-hait LLC	(10,664)	The company reported initially, while the government did not. Plus, the companies provided with their details during the reconciliation.	Based on the company's details provided during the reconciliation, we sent official letters to the FIFTA, FCAA, MRAM, LSWA, MFA, Real Estate Registration Agency, Water Authority, State Sampling Controlling Department, ATA, Railway, Central laboratory for Geology and State Registration Agency company's details and made respective adjustment based on the received replies.	There is no possibility to resolve the differences since the government do not report stamp and service charges completely and information are not summarized fully, and there is no clear stating mechanism for reconciling and reporting the information.
	Lutchuluu LLC	(9,605)			
	Bold tumur eroo gol LLC	(9,243)			
	Erven khuder LLC	(2,401)			
	Tsairtmineral LLC	(1,271)			
	Asia gold Mongolia LLC	(1,036)			
	SGSLLC	(704)			
	Bayajmal alt LLC	(650)			
	Khotgor shanaga LLC	(520)			
	Shijir alt LLC	(412)			
	Petro matad LLC	(293)			
	Shin Shin LLC	(149)			
Chingissin khar alt LLC	(138)				

Appendix C (b). Notes of unresolved differences-(as per company and financial flow)

Charges, and service charges /state budget/

Financial flow	Companies	Unresolved difference (MNT)	Differences		Noted for unresolved differences
			Reason	Works done	
	Ten khun LLC	(105)			
	Berkh resources LLC	(66)			
	Erdes Holding LLC	(40)			
	Datsan trade LLC	(36)			
	Gunbileg trade LLC	20,862			
	Erel LLC	15,430			
	FMI LLC	12,550			
	Erdenet Mining Corporation LLC	8,366			
	Gatsuurt LLC	8,119			
	Mongol-Alt LLC	4,710			
	MRCMGLLLC	4,650			
	Khangad exploration LLC	4,204			
	Shine Ilion Nen Yuan LLC	3,838			
	Shariin gol JSC	3,550			
	Erdene jas LLC	2,744			
	SBF LLC	1,992			
	Energy resource LLC	1,468			
	Altain khuder	1,414			
	Gunbileg gold LLC	952			
	Khuree del LLC	669			
	Bayan erch LLC	213			
	MCTLLC	70			
Amount		58,469			

The government reported initially, while the company did not.

The companies did not show in their detailed information provided during the reconciliation, however, replied to our repeated clarification that the payment related supporting document cannot be found.

Based on the replies that said from the companies that the financial flows related accounting supporting documents cannot be found in the companies' financial statements, we analysed that payments of the companies mostly made by the management officials of the companies and the related documents are not passed to respective financial staff for recording and filling.

Charges, and service charges /local budget/

Financial flow	Companies	Unresolved difference (MNT)	Differences		Noted for unresolved differences
			Reason	Works done	
Stamp fee paid to local administration	Gunbileg gold LLC	(1,800)	The company reported initially, while the government did not.	It was unclear for us to whom to request information since the company did not provide its details.	There was no reply to our several times of request and phone callings.
	Shin Shin LLC	(951)			
	Erel LLC	(29)			
Amount		(2,781)			
Service charges paid to local administration	Shin Shin LLC	(17,406)	The company reported initially, while the government did not.	It was unclear for us to whom to request information since the company did not provide its details.	There was no reply to our several times of request and phone callings.
	Govi coal and energy LLC	(340)		Sent official letter to the Governor's Office of Govi-Altai aimag.	The Governor's Office of Govi-Altai aimag replied stating lesser amount than the company's amount.
	Erel LLC	(75)		It was unclear for us to whom to request information since the company did not provide its details.	There was no reply to our several times of request and phone callings.
	Northwind LLC	5,652	The government reported initially, while the company did not.	The company did not show in its details during the reconciliation.	The difference remains unresolved since the company replied that the related supporting document cannot be found.
Amount		(12,170)			
Total		(14,950)			

Appendix C (b). Notes of unresoloved differences-(as per company and financial flow)

Penalties

Financial flow	Companies	Unresolved difference (MNT)	Differences		Noted for unresolved differences
			Reason	Works done	
Penalties –state budget	Shine Ilion Nen Yuan LLC	(4,690)	The company did not submit its report to the MEITI; its provided details showed more amount than the government's figure.	The company provided with same amount which is stated in its details when we clarified from the company.	The difference remains unresolved since the both sides figures do not agree with. The company provided with tax inspection act showing payment of 7,026.1 thousand togrogs, while the MTA showed receipt of only 2,335.8 thousand togrogs.
	Mongolcheckmetal LLC	9,982	The company did not state in its initial report.	During the reconciliation the company provided with its details showing amounts lesser than the government. We clarified to the company again, however, the company did not provide with additional information regarding the penalties.	The company could not confirm its penalty amount.
	Gunbileg trade LLC	7,159	The company reported fewer amounts in its initial report.	Official letter was sent to the company requesting detailed information. The company did not state in its details.	The company could not confirm its penalty amount.
	Gunbileg gold LLC	1,000	The government reported initially, while the company misstated.	Official letter was sent to the company requesting detailed information. The company did not state in its details.	The company could not confirm its penalty amount.
	Bayan-Erch LLC	162	The government reported initially, while the company misstated.	Official letter was sent to the company requesting detailed information. The company stated lesser amount than the government's in its details.	The company replied that such kind of payment was not made when we clarified from the company.
Amount		13,612			
Penalties –local budget	Shin Shin LLC	(4,540)	The government did not report initially, while the company stated.	During the reconciliation, we sent official letter to the Governor's Office of Dornod aimag based on the company's details, and received reply information.	The Governor's Office of Dornod aimag provided with amount that is lesser than the company's amount.

Appendix C (b). Notes of unresolved differences-(as per company and financial flow)

Penalties

	Altain khuder	(1,131)	The company provided with its details during the reconciliation showing more amount than the governments.	The government initially did not state penalty amounts those were paid to locals; we sent official letters to the Governor's Offices of Bugat and Altai soums of Govi-Altai aimag.	The Governor's Office of Bugat soum of Govi-Altai aimag confirmed the company's amount while the Governor's Office of Altai of Govi-Altai aimag replied that there is no penalty received. We clarified again from the company but did not receive reply.
	Mongolcheckmetal LLC	(739)	Both the government and the company did not report initially.	Both sides provided with information regarding the penalties, however, the company showed overstated amount.	The difference remains unresolved since the company did not provide with details of its penalties those are paid to the locals.
	Khotgor shanaga LLC	(250)	The government did not report initially, while the company stated.	When we requested from the company to provide with details on its penalties, the company did not provide explaining that the company is under the tax inspection review, and there is no supporting documents on the penalties.	The company did not provide with its details on the penalty explaining that the company is under the tax inspection review.
Amount		(6,660)			
Total		6,952			

Appendix C (b). Notes of unresoloved differences-(as per company and financial flow)

Other fees, expenditures

Financial flow	Companies	Unresolved difference (MNT)	Differences		Noted for unresolved differences
			Reason	Works done	
In kind contribution at rate of 50% to Environmental protection special account	Berkh resources LLC	(450)	Occurred during the reconciliation.	During the reconciliation, we sent official letters to the Governor's Offices of Bayan-Ulgii, Bulgan, Selenge, Dornogovi, Sukhbaatar and Uvs aimags based on the company's details, and received reply information.	The Governor's Offices of Bulgan and Bayan-Ulgii aimags provided with amounts those are lesser than the company's amounts.
	Ikh mongol mining LLC	(400)	The government did not report initially, while the company did not submit its report to the MEITI. .	During the reconciliation, we sent official letters to the Governor's Offices of Bayan-Ulgii, Dundgovi and Umnugovi aimags based on the company's details.	These Governor's Offices replied that any contribution was received from the company.
	Chingissin khar alt LLC	(2,750)	The company reported initially, while the government did not.	The company provided with information that the company paid to the Ministry of Environment and Tourism, Mongolia.	The Ministry of Environment and Tourism replied that there is contribution centralized form the company. We could not confirm the even if clarified from the company.
	FMI LLC	(700)		During the reconciliation, we sent official letter to the Governor's Office of Umnugovi aimag based on the company's details, and received reply information.	Difference remains unresolved because the Governor's Office of Gurvantes and Khanbogd soums of Umnugovi aimag replied incompletely.
Amount		(4,300)			

Appendix C (b). Notes of unresolved differences-(as per company and financial flow)

Donations, supporting to state organizations

Financial flow	Companies	Unresolved difference (MNT)	Differences		Noted for unresolved differences
			Reason	Works done	
Monetary and non-monetary donations, supporting to ministries and agencies	Shin Shin LLC	(9,528)	The government did not report initially.	During the reconciliation, we sent official letter to the FCAA based on the company's details, and received reply information.	The FCAA replied but not showed information on the donation. When we clarified again, there was no reply.
	MoEnKho LLC	(2,000)	The government did not report initially.	During the reconciliation, we sent official letter to the MMRE based on the company's details, and received reply information.	The MMRE replied that donation of 2,000.0 thousand togrogs was received, but not for publication of books. In contrary, the company explained that it has reported the donation as given to ministry since the donation was used a financing for publication of books.
	AUM LLC	(500)	Both the government and the company did not report initially. Plus, the company provided with its details.	During the reconciliation, we sent official letter to the ATA of Capital based on the company's details, and received reply information.	The ATA replied that there was no donation from the company. The company provided with supporting documents.
Amount		(12,028)			
Monetary and non-monetary donations, supporting to aimags and capital	Boroo Gold LLC	(37,362)	The government did not report initially.	During the reconciliation, we sent official letter to the Governor's Office of Selenge aimag based on the company's details.	The Governor's Office of Selenge aimag replied that such donation is not received from the company.
	Govi coal and energy LLC	(15,000)	The government did not report initially, while the company understated in its report submitted to the MEIT.	During the reconciliation, we sent official letter to the Governor's Office of Bayankhongor aimag based on the company's details.	The Governor's Office of Bayankhongor aimag did not reply to our official, letter.
	Sod gazar LLC	(8,950)	The government did not report initially.	In order to confirm the amount, we sent official letter to the Governor's Office of Capital.	The Governor's Office of Ulaanbaatar city replied that such donation is not received from the company.

Appendix C (b). Notes of unresolved differences-(as per company and financial flow)

Donations, supporting to state organizations

Financial flow	Companies	Unresolved difference (MNT)	Differences		Noted for unresolved differences
			Reason	Works done	
	SGS LLC	(5,938)	The government did not report initially.	In order to confirm the amount, we sent official letter to the Governor's Office /Customs of Shivee Khuren/ of Umnugovi aimag during the reconciliation.	The Customs of Shivee Khuren replied that such donation is not received from the company.
	MoEnKho LLC	(4,618)	The government did not report initially.	During the reconciliation, we sent official letter to the Governor's Office of Govi-Altai aimag based on the company's details, and received reply information.	The Medical Centre of Govi-Altai aimag replied that such donation is not received from the company.
	Redhill Mongolia LLC	(4,353)	The company stated during the reconciliation, while the government did not report initially...	In order to confirm the amount, we sent official letter to Governor's Office of Selenge aimag during the reconciliation.	The Governor's Office of Umnugovi aimag replied sending its details however, did not state the amount.
	Oyu tolgoi LLC	(2,700)	The company reported initially in its report submitted to the MEITI, while the government did not report initially.	In order to confirm the amount, we sent official letter to the Governor's Office of Umnugovi aimag during the reconciliation.	The Governor's Office of Umnugovi aimag replied that such donation is not received from the company.
	Shin Shin LLC	(2,180)	The government did not report initially.	During the reconciliation, we clarified from the Court of Dornod aimag based on the company's details.	The Court of Dornod aimag did not reply
	Kazmon contact LLC	(1,200)	The government did not report initially.	During the reconciliation, we sent official letter to the Governor's Office of Bayan-Ulgii aimag based on the company's details, and received reply information.	The Governor's Office of Bayan-Ulgii aimag replied that such donation is not received from the company.
	Mongolrusstsvetmet LLC	(1,000)	The government did not report initially.	During the reconciliation, we sent official letter to the Governor's Office of Dundgovi aimag based on the company's details.	The company reported donation amounting to 3,000.0 thousand togrogs to the Governor's Office of Dundgovi aimag, in contrary, the Governor's Office replied that only 1,000.0 thousand togrogs of donation was received from the company.

Appendix C (b). Notes of unresolved differences-(as per company and financial flow)

Donations, supporting to state organizations

Financial flow	Companies	Unresolved difference (MNT)	Differences		Noted for unresolved differences
			Reason	Works done	
	Erel LLC	(500)	The government did not report initially.	During the reconciliation, we sent official letter to the Governor's Office of Darkhan-Uul aimag based on the company's details, and received reply information.	The Governor's Office of Darkhan-Uul aimag provided with details but did not state the donation which is received.
Amount		(83,802)			
Monetary and non-monetary donations, supporting to soums, districts	Erdene jas LLC	(11,000)	The government did not report initially.	During the reconciliation, we sent official letter to the Governor's Office of Buren soum of Tuv aimag based on the company's details.	The Governor's Office of Buren soum of Tuv aimag replied that such donation is not received from the company.
	Khangad exploration LLC	(10,167)	The government did not report initially.	During the reconciliation, we sent official letter to the Governor's Office of Khankhongor soum of Umnugovi aimag based on the company's details.	The Governor's Office of Khongor soum of Umnugovi aimag replied that donations like camera bag and microphone are not received from the company.
	Munkh Noyon suvarga LLC	(6,412)	The company reported initially in its report submitted to the MEITI, while the government did not report initially.	During the reconciliation, we sent official letter to the Governor's Office of Bayan-Ovoo soum of Umnugovi aimag based on the company's details.	The Governor's Office of Bayan-Ovoo soum of Umnugovi aimag did not confirm the amount.
	Shin Shin LLC	(3,300)	The company reported initially in its report submitted to the MEITI, while the government did not report initially.	During the reconciliation, we sent official letter to the Governor's Offices of Bayandun, Gurvanzagal, Dashbalbar and Kherlen soums of Dornod aimag based on the company's details.	The Governor's Offices of these soums of Dornod aimag replied that such donation is not received from the company.
	Govi coal and energy LLC	(3,222)	The company reported initially in its report submitted to the MEITI, while the government did not report initially.	During the reconciliation, we sent official letter to the Governor's Offices of Erdenedalai of Dundgovi aimag and Chandmani soum of Govi-Altai aimag based on the company's details.	When we clarified from the Governor's Offices of aimags those the company reported in its details that the company made donations to during the reconciliation. The Governor's Office of Erdenedalai of Dundgovi aimag did not reply while the Governor's Office of Chandmani soum of Govi-Altai aimag replied that the donation was not received.

Appendix C (b). Notes of unresolved differences-(as per company and financial flow)

Donations, supporting to state organizations

Financial flow	Companies	Unresolved difference (MNT)	Differences		Noted for unresolved differences
			Reason	Works done	
	Togrog nuuriin energy LLC	(2,300)	The company reported initially in its report submitted to the MEITI, while the government did not report initially.	During the reconciliation, we sent official letter to the Governor's Office of Bayan soum of Tuv aimag based on the company's details.	The Governor's Office of Bayan soum of Tuv aimag replied that such donation is not received from the company.
	Shariin gol JSC	(2,004)	The government did not report initially.	During the reconciliation, we sent official letter to the Governor's Office of Shariin gol soum of Darkhan-Uul aimag based on the company's details.	The Governor's Office of Shariin gol of Darkhan-Uul aimag replied that such donation is not received from the company.
	Altain khuder	(1,563)	Both the government and the company did not report initially. Plus, the company provided with its details.	During the reconciliation, we sent official letter to the Governor's Office of Tseel soum of Govi-Altai aimag based on the company's details.	The Governor's Office of Tseel soum of Govi-Altai aimag confirmed fewer amounts than the company's amount.
	Olon ovoot gold	(570)	The company stated during the reconciliation, while the government did not report initially.	During the reconciliation, we sent official letter to the Governor's Office of Mandal-Ovoo soum of Umnugovi aimag based on the company's details.	The Governor's Office of Mandal-Ovoo soum of Umnugovi aimag replied that such donation is not received from the company.
	Govi consolidated LLC	(500)	The government did not report initially.	During the reconciliation, we sent official letter to the Governor's Office of Erdene soum of Govi-Altai aimag based on the company's details.	The reply to our official letter informed that the donations was not received, therefore, we clarified again from the company and received the related supporting document.
	Teshin development LLC	(500)	The company reported initially in its report submitted to the MEITI, while the government did not report initially.	During the reconciliation, we sent official letter to the Governor's Office of Dalanjargalan soum of Dornogovi aimag based on the company's details.	The Governor's Office of Dalanjargalan soum of Dornogovi aimag replied that donation amount cannot be confirmed.
	MoEnKhoLLC	(300)	The government did not report initially.	During the reconciliation, we Munkhkhairkhan soum of Khovd aimag based on the company's details.	The Governor's Office of Munkhkhairkhan soum of Khovd aimag replied that such donation is not received from the company.
	Khan shijir LLC	(150)	The government did not report initially.	During the reconciliation, we sent official letter to the Governor's Office of Bayan-Ovoo soum of Bayankhongor aimag based on the company's details.	The Governor's Office of Bayankhongor aimag replied that such donation is not received from the company.
Amount		(41,988)			
Total		(137,818)			

Appendix D. Aggregated initial differences (as per government entities, companies and financial flows)

№	Companies	Registration No.	MTA													MCO	
			CIT	VAT	Fee for exploitation of mineral resources ("Royalty fee")	Windfall tax	Real estate /locals/	Tax on automobiles and self moving vehicles /locals/	Land rent /locals/	Fee for water use /locals/	Fee for forestry use and firewood	Fee for use of mineral resources of widespread deposit /local/	Permission fee for use of natural resources other than minerals	Others	Fee for air pollution /locals/	Customs tax	Excise on imported fuel and oil materials
			1.1	1.3	1.6	1.18	2.1	2.12	2.2.1	2.2.2	2.2.3	2.2.4	2.2.7	2.1.3	12.9	1.12	1.14
1	Avdar bayan LLC	2040239	1,792	-	(2,084)										29		
2	Agm Mining LLC	5176727	29,303	-				1,085	345	504							
3	Adil Och LLC	2707969	(1927)	22,056	(958)			696	198	(150)					48	10,503	
4	Adunchuluun LLC	2011239	-	25,821			517				180			(259,274)	423	12,296	
5	Asia Gold Mongolia LLC	2678179	-	436					(128)	(750)							183
6	Aivuun tes LLC	5093902			(6,672)			83	(2,288)	(3,000)							
7	Altai Khangai burd LLC	5029953	(22)		(2,448)		(144)	(868)	(1,893)	(1,200)					(13)	(21,805)	
8	Altain Khuder LLC	5095549	7,880	5,022,866	7,468,247		7,428	54,618	8,362	20,063		107,879			1,885	2,231,600	
9	Altan Dornod Mongol LLC	212868	-	-			(9,028)	(510)	2,444	(9,172)				(4,830)	57		
10	Alshaa kharkhan LLC	2869594	50					221							15		
11	Andiin Ilch LLC	5051118	-	(5,110)	(1,373)			184						(6,529)	9,603	148	
12	Andiin Temulel LLC	5205581	-	-	13,390	(33,496)		(509)	(800)	(11,550)							
13	Ankhai International LLC	2863847	2,537	112,160				628		900				(31,797)	152	53,409	
14	AUM LLC	5056721	253,581	426,493	249,557	0		1,331	7,305	52,950						132,221	
15	Baganuur JSC	2006572	50,000	149,551	300,000		34,491		5					(36)		71215	
16	Batu mining Mongolia LLC	2786826	32,201	19,990													
17	Bayajmal Alt LLC	2861429			(7,208)					(1,196)							
18	Baylag ord LLC	2007126	2,190	58	(1,608)		384	286	(825)	(1,012)					(6,900)	2,599	
19	Bayan Airag Exploration LLC	2708701	196,505	110,199						674						5,870	
20	Bayan Erch LLC	5023998	9,962	7,912				(1,216)	(201)			11,700			94	19,515	
21	Bayantegsh impex LLC	2609436	2,231	(15,338)	(57,201)			226	(5,227)	(260)					(35)		
22	Bayanteg LLC	2014491	0	(19,482)													
23	Belgravia mining LLC	5189616	19,500														
24	Big Mogul Coal and Energy LLC	5369223		191	0					(1,007)							
25	Bold Tumur Yruu Gol LLC	2855119	-	61,426			(104)	168	(286)	1,004		(1,600)			5	29,248	
26	Bold Fo Ar Da LLC	5095638			0			184							20,099		
27	Boroo Gold LLC	2094533	37,000	13,328	(0)							(187,299)		(1,476,236)		201	
28	Broad LLC	5024323															
29	Bud-Invest LLC	2100754	-		(1,827)	4,368		158		1,000							
30	Bulgan Gangat LLC	5091462	2,784	5,539	686,724			1,854	2,960	5,185					112	2,638	
31	Bumbat-Olz LLC	5108799	1,449	7,918	73,440		5,220	1,606	6,661							3,770	
32	Bumbat Resources LLC	5193443	1														
33	Bumbat LLC	2075652	-	0										(153,469)			
34	Buurgent LLC	2019205	-	8,000	(0)			87	(12,696)					(28,016)			
35	Berkh Resources LLC	5210402	(40)						(100)	(500)				(2,100)			
36	Berkh-Uul LLC	2643928	5,000	19,573	57,069		7,298	1,027	325	5,835					8,039		
37	Beren Group LLC	2063182	10	53,812	289,622		8,400	482						(26,100)		3,904	1,848
38	Beren Mining LLC	2886219	-	27,839			(282)			3,438						(5,442)	
39	Western Prospector Mongolia LLC	2834812	(56)														
40	Gatsuurt LLC	2054701	0	75,744	(108,884)		14,000	(3,161)	(48,307)	(51,633)			(2,700)			(59,803)	

Appendix D. Aggregated initial differences (as per government entities, companies and financial flows)

Companies	Registration No.	MCO		MRAM, NEA		SSIGO	PAM							
		Tax on petrol and diesel fuel	Customs service charge	License fee for exploitation and exploration of mineral resources	Reimbursement of deposit, exploration of which is carried out by the budget fund	SHI	Replacement fee /USD/ paid for Entitlement under Production Sharing Contract with the government	Signing promo for the year under Production Sharing Contract with the government	Mining commencement promo under Production Sharing Contract with the government	Training promo centralized for the year under Production Sharing Contract with the government	Area pledge under Production Sharing Contract with the government	Administration service charge centralized under Production Sharing Contract with the government	Supporting payment to representative office under Production Sharing Contract with the government	Entitlement under Production Sharing Contract with the government /locals/
		1.1.5	1.3.1	1.1.7	1.2.1	1.1.13	1.50	1.2.3	1.2.4	1.2.5	1.2.6	1.2.7	1.2.8	2.2.6
Avdar bayan LLC	2040239													
Agm Mining LLC	5176727			179,658		25,129								
Adil Och LLC	2707969		3,552	1		1,904								
Aduunchuluun LLC	2011239		93	573		188,186								
Asia Gold Mongolia LLC	2678179		71											
Aivuun tes LLC	5093902													
Altai Khangai burd LLC	5029953			(9,158)										
Altain Khuder LLC	5095549	3,971	1,270,878	25,904		2,991,264								
Altan Dornod Mongol LLC	2112868			(9,468)										
Alshaa kharkhan LLC	2869594			793,700		14,901								
Andiin Ilch LLC	5051118		206,139	(5,449)	(60,734)	(31,324)								
Andiin Temuuel LLC	5205581					5,657								
Ankhai International LLC	2863847		178	(0)										
AUM LLC	5056721		345	17,294		96,510								
Baganuur JSC	2006572		165	32,894										
Batu mining Mongolia LLC	2786826			383,133		10,999								
Bayajmal Ait LLC	2861429													
Baylag ord LLC	2007126		(2,593)	1,005	(28)	36								
Bayan Airag Exploration LLC	2708701		43	12,1581		186,053								
Bayan Erch LLC	5023998		421	(418)		85,757								(11,820)
Bayantegsh impex LLC	2609436		(13,201)	(8,036)	464	(3,617)								
Bayanteeg LLC	2014491													
Belgravia mining LLC	5189616			(203)		1,199								
Big Mogul Coal and Energy LLC	5369223		6,031	(0)										
Bold Tumur Yruu Gol LLC	2855119		(39,109)	1,188										
Bold Fo Ar Da LLC	5095638		1,344	3,349		15,990		(20,095)						
Boroo Gold LLC	2094533		(126,944)	(19,735)		(240,107)								
Broad LLC	5024323			(230,422)										
Bud-Invest LLC	2100754					(0)								
Bulgan Gangat LLC	5091462		15	14,091		85,176								
Bumbat-Olz LLC	5108799		18,955	8,161	62,054	6,1435								
Bumbat Resources LLC	5193443			(2,000)										
Bumbat LLC	2075652			(22,597,935)		(36,289)								
Buurgent LLC	2019205			0		(12,499)								
Berkh Resources LLC	5210402			(924)		1,632								
Berkh-Uul LLC	2643928			11,167										
Beren Group LLC	2063182		(4,142)	51,237		40,296								
Beren Mining LLC	2886219		4,312	(71,676)		13,729								
Western Prospector Mongolia LLC	2834812			(164,047)		(14,005)								
Gatsuurt LLC	2054701		224	0		214,811								

Appendix D. Aggregated initial differences (as per government entities, companies and financial flows)

№	Companies	Registrati n No.	LSWA		MTA, M RAM, NEA,		M RAM, LSWA, FCAA, NEA		Local administration		M OF			Capital, district and locals				M NET	Total /000'MNNT/
			Fee for accommodation of foreign experts and workers /state budget/	Fee for accommodation of foreign experts and workers /local budget/	Penalties /state budget/	Penalties /local budget/	Stamp fee paid to ministries, state organizations	Service charges paid to ministries, state organizations	Stamp fee paid to locals	Service charges paid to locals	Dividends on state property	Dividends on local property	Prepayment to government according to Investment Agreement	Monetary and non-monetary donations and supporting from companies to ministries and agencies	Monetary and non-monetary donations and supporting from companies to aimags	Monetary and non-monetary donations and supporting from companies to soum	Monetary and non-monetary donations and supporting from companies to local organizations	50% contribution in kind to environmental protection special account	
			12.2	2.2.5	16.1	2.5.1	1.19-1.1.12, 13.2	13.4, 13.3	2.3.1	2.3.2	14.1	2.4.1	15.2	3.2.1-3.2.2	3.2.3-3.2.4	3.2.5-3.2.6	3.2.7-3.2.8	3.1.1	
1	Avdar bayan LLC	2040239																	(264)
2	Aqm Mining LLC	5176727						898								48,000			284,922
3	Adil Och LLC	2707969						(206)											35,717
4	Aduunchuluun LLC	2011239						161								17,645		2,700	(10,680)
5	Asia Gold Mongolia LLC	2678179				(2,808)		(3,353)								7,500		(3,450)	(2,298)
6	Aivuun tes LLC	5093902														(5,000)			(16,878)
7	Altai Khangai burd LLC	5029953	(4,577)			(50)			(69)										(42,247)
8	Altain Khuder LLC	5095549	132,795		18,096			12,441								179,300			19,565,477
9	Altan Dornod Mongol LLC	2112868	4,630		816,874			45											791,042
10	Alshaa kharkhan LLC	2869594						750								10,020			819,658
11	Andiin lch LLC	5051118			5,054	(5,135)	(500)											(7,500)	97,474
12	Andiin Temuuel LLC	5205581						785										(5,000)	(31,522)
13	Ankhai International LLC	2863847	22,464		1,970			747							(14,000)	9,000			158,348
14	AUM LLC	5056721	5,842		64,211			3,403							750				1,311,793
15	Baganur JSC	2006572			21912														660,198
16	Batu mining Mongolia LLC	2786826			17,306			9,540											473,168
17	Bayajmal Alt LLC	2861429			(13,34)			(650)							(7,500)			(100)	(17,989)
18	Baylag ord LLC	2007126			1,507											(2,000)		(1,085)	(7,986)
19	Bayan Airag Exploration LLC	2708701	4,774					2,524											638,224
20	Bayan Erch LLC	5023998	264,692	(472,101)	983			(43,999)							(50,000)	(4,500)	(38,500)	(8,000)	(229,720)
21	Bayantegsh impex LLC	2609436	(2,808)		745	(500)		6,628		(500)					(3,000)		(1,000)	(25,000)	(125,430)
22	Bayanteeg LLC	2014491			4,323										3,450	(2,000)	(3,050)		(16,759)
23	Belgravia mining LLC	5189616						3,243											23,739
24	Big Mogul Coal and Energy LLC	5369223			(4)			(1,583)							(4,000)	3,000		(500)	2,127
25	Bold Tumur Yruu Gol LLC	2855119	7,776		5,663			(259,526)							(200,000)	(763,340)			(1,157,489)
26	Bold Fo Ar Da LLC	5095638	1,685		500			1,477						(300)		(880)		(3,350)	20,002
27	Boroo Gold LLC	2094533	(3,665)		(108,164)		(7,678)	10,618						(10,380)	(3,421,069)	(733,718)	(12,148)		(6,285,993)
28	Broad LLC	5024323						(1,553)											(231,975)
29	Bud-Invest LLC	2100754	2,333					49								5,600			11,681
30	Bulgan Gangat LLC	5091462						8,694								6,000			821,771
31	Bumbat-Olz LLC	5108799						1,150							50,000			895	302,714
32	Bumbat Resources LLC	5193443						3,500								(500)		(2,200)	(1,199)
33	Bumbat LLC	2075652	(648)		(1,422)		(57)	(313)								(1,500)			(22,791,631)
34	Buurgent LLC	2019205			19,500			1,300								(16,000)			(39,323)
35	Berkh Resources LLC	5210402	(204)	3,358				3,218								(500)			3,841
36	Berkh-Uul LLC	2643928	6,728		1,000			132								7,600		23,825	154,616
37	Beren Group LLC	2063182			(100)		(49)	19,600										9,600	448,420
38	Beren Mining LLC	2886219																(9,600)	(37,681)
39	Western Prospector Mongolia LL	2834812					(106)	(3,244)						(2,000)		(250)		(220)	(183,927)
40	Gatsuurt LLC	2054701	3,693		(1,423)			8,099	(3,228)					(7,575)	(85,000)	(18,452)	(4,225)		(77,819)

Appendix D. Aggregated initial differences (as per government entities, companies and financial flows)

№	Companies	Registration No.	MTA													MCO	
			CIT	VAT	Fee for exploitation of mineral resources ("Royalty fee")	Windfall tax	Real estate /locals/	Tax on automobiles and self moving vehicles /locals/	Land rent /locals/	Fee for water use /locals/	Fee for forestry use and firewood	Fee for use of mineral resources of widespread deposit /local/	Permission fee for use of natural resources other than minerals	Others	Fee for air pollution /locals/	Customs tax	Excise on imported fuel and oil materials
			1.1	1.13	1.16	1.18	2.11	2.12	2.2.1	2.2.2	2.2.3	2.2.4	2.2.7	2.13	12.9	1.12	1.14
41	GBNB LLC	2615797	17,811		278,801			925	4,144	16,430					119		
42	Geomin LLC	2866773	4,329	126,269				1,968							45		
43	Gobi consolidated LLC	5426952	(73)														
44	Gobi Coal and Energy LLC	2862468	3,873	2,681	(300)				(10,672)	(1,146)		119				81	5,224
45	Gobi Energy Partners LLC	5301467	(85,450)	94,231										(8,930)	(10)	44,872	
46	Gobi Exploration LLC	2785129	184,382	159,070		654	2,297								14	18,610	
47	Golden gobi mining LLC	5340624								(859)							
48	Golden Cross LLC	5200881	-							(200)							
49	Golden Sea Petroleum LLC	5117291		96,517				334		2,500					14	45,961	
50	Gunbileg gold LLC	5215757	15		(250)				900	1,600		250			7		
51	Gunbileg trade LLC	2765853	750	0				(15)									
52	Gurvan zam LLC	5026628	38,661	228,591		1,978	1,382	5,033							129	62,449	
53	Gurvan tuhom LLC	2086166	19,607	2,667	182,478	2,212	1,580	7,140	19,250						25	1,270	
54	Dadizi Yuan LLC	5179173			201,093			422	14,952	18,102							
55	Datsan Trade LLC	2061848	14,048	1,284	(41,948)		0	641	(3,565)	(1,500)				(14,048)	79	493,884	2,469
56	Dong Shen Petroleum LLC	2766337	(0)	6,888				137		(7,167)					(379)	(4,063)	
57	Dorniin khuder LLC	5197201		(627)												(9,018)	6,956
58	Dun-Erdene LLC	2010933	1				2	(49)		0				(8,917)	(15)		
59	Dun Yuan LLC	2724146	421	361,832			1,379	2,242							222	172,301	
60	Delger Orchion LLC	2736578	5	1,915												911,782	
61	Jump-Alt LLC	5738191	-	0	(76,217)				(94)	(10,642)							
62	JKM K LLC	5041589	43,978	74,692	8,013	3	2,261			6,488						35,568	
63	GEM international LLC	2612046	930,042	2,825,773			8,133	332								615,368	
64	GLDV LLC	5028787	1,700	2,206	15,661			(435)	(888)						7,108		
65	G and U Gold LLC	2675471	8	-	367,394			179									
66	GSB mining LLC	5439574	-														
67	Jinghua Ord LLC	5002486	(112,037)	47,856		(41,630)		(1,320)	(944)	(2,524)						21,671	
68	Jotoin bajuuna LLC	5089417	(0)		2,886			(33)	1,272	(2,400)				(67)	27		
69	Zanadumetals mongolia LLC	5168201	1														
70	Zaraya holdings LLC	5077834	(395)	(5,580)			(5,912)	(1,151)		(1,996)						(419)	
71	ZBAA LLC	5091098															
72	Zon Xen U Tian LLC	5098297	(22,972)	29,164				(58)								5,219	
73	Zhu Yu E LLC	5016665	1,318	54,188	69,488			136								25,804	
74	Zuunmod Uul LLC	5135958							(800)								
75	Ilt Gold LLC	5073189	(310)	4,541	0	(5)	(122)								122	2,162	
76	Ikh Mongol Mining LLC	5014131	105	7,289				1,392	1,160	1,412						3,471	
77	Ikh Khan Uul LLC	2732726	14,693		209,900			18							4		
78	Kazmon contact LLC	5041538		108,134	622,951			312	320						7	10,799	23,282
79	Camex LLC	5078253	22,799						(1,760)						10		
80	Cupcorp LLC	5077982	(44)	759					(240)	(9,510)				(860)		361	

Appendix D. Aggregated initial differences (as per government entities, companies and financial flows)

No	Companies	Registration No.	MCO		MRAM, NEA		SSIGO	PAM							
			Tax on petrol and diesel fuel	Customs service charge	License fee for exploitation and exploration of mineral resources	Reimbursement of deposit, exploration of which is carried out by the budget fund	SHI	Replacement fee /USD/ paid for Entitlement under Production Sharing Contract with the government	Signing promo for the year under Production Sharing Contract with the government	Mining commencement promo under Production Sharing Contract with the government	Training promo centralized for the year under Production Sharing Contract with the government	Area pledge under Production Sharing Contract with the government	Administration service charge centralized under Production Sharing Contract with the government	Supporting payment to representative office under Production Sharing Contract with the government	Entitlement under Production Sharing Contract with the government / locals/
			1.1.5	1.3.1	1.1.7	1.2.1	1.1.13	1.50	1.2.3	1.2.4	1.2.5	1.2.6	1.2.7	1.2.8	2.2.6
41	GBNB LLC	2615797			5,305		25,792								
42	Geomin LLC	2866773			15,971		131,905								
43	Gobi consolidated LLC	5426952			(17,672)										
44	Gobi Coal and Energy LLC	2862468		(39)	5,787		(784)								
45	Gobi Energy Partners LLC	5301467					(75)						(249,070)		(123,952)
46	Gobi Exploration LLC	2785129		34	37,296		119,424								
47	Golden gobi mining LLC	5340624			(141680)										
48	Golden Cross LLC	5200881			(8,260)		(1,261)								
49	Golden Sea Petroleum LLC	5117291					17,525				203,684	79,429		89,112	
50	Gunbileg gold LLC	5215757		7	(296)	22,009									
51	Gunbileg trade LLC	2765853		7	28,761										
52	Gurvan zam LLC	5026628		185	16,832		33,143								
53	Gurvan tuhom LLC	2086166		7	8,532		52,505								
54	Dadzizi Yuan LLC	5179173			3,242		44,075								
55	Datsan Trade LLC	2061848		14	(3,729)										
56	Dong Shen Petroleum LLC	2766337		(2,011)			(87,547)								(30,000)
57	Dorniin khuder LLC	5197201		(37)	(15,591)		2,477								
58	Dun-Erdene LLC	2010933			15		(2,884)								
59	Dun Yuan LLC	2724146		752	19,313		39,317								
60	Delger Orchlun LLC	2736578		20											
61	Jump-Alt LLC	5738191			(9,279)	(6,196)	62,728								
62	JKM K LLC	5041589		116	15,039		79,944								
63	GEM international LLC	2612046		2,087	129,355		232,779								
64	GLDV LLC	5028787		36,945	(10,86)		14,828								
65	G and U Gold LLC	2675471			9,235		12,440								
66	GSB mining LLC	5439574			(164,901)	(200)	(1,120)								
67	Jinghua Ord LLC	5002486		66,486	1,119	12,310	19,167								
68	Jotoin bajuuna LLC	5089417					(0)								
69	Zanadumetals mongolia LLC	5168201			284,202										
70	Zaraya holdings LLC	5077834			(791,415)		(68,129)								
71	ZBAA LLC	5091098			(16,816)										
72	Zon Xen U Tian LLC	5098297		(6,122)			3,107								
73	Zhu Yu E LLC	5016665		55,862	1,154	53,671	13,088								
74	Zuunmod Uul LLC	5135958			(1)		3,979								
75	Ilt Gold LLC	5073189		7	1,220										
76	Ikh Mongol Mining LLC	5014131		21	157,520		250,863								
77	Ikh Khan Uul LLC	2732726			7,629		24,039								
78	Kazmon contact LLC	5041538	1,299	225,185	19,328		85,587								
79	Camex LLC	5078253			80,203		25,894								
80	Cupcorp LLC	5077982		(707)			(0)				99	66		53	(54,173)

Appendix D. Aggregated initial differences (as per government entities, companies and financial flows)

№	Companies	Registration No.	LSWA		MTA, MRAM, NEA		MRAM, LSWA, FCAA, NEA		Local administration		MOF			Capital, district and locals				M NET	Total /000'MNT/
			Fee for accommodation of foreign experts and workers /state budget/	Fee for accommodation of foreign experts and workers /local budget/	Penalties /state budget/	Penalties /local budget/	Stamp fee paid to ministries, state organizations	Service charges paid to ministries, state organizations	Stamp fee paid to locals	Service charges paid to locals	Dividends on state property	Dividends on local property	Prepayment to government according to Investment Agreement	Monetary and non-monetary donations and supporting from companies to ministries and agencies	Monetary and non-monetary donations and supporting from companies to aimags	Monetary and non-monetary donations and supporting from companies to soum	Monetary and non-monetary donations and supporting from companies to local organizations	50% contribution in kind to environmental protection special account	
			12.2	2.2.5	16.1	2.5.1	1.1.9-1.1.12, 1.3.2	13.4, 13.3	2.3.1	2.3.2	14.1	2.4.1	15.2	3.2.1-3.2.2	3.2.3-3.2.4	3.2.5-3.2.6	3.2.7-3.2.8	3.1.1	
41	GBNB LLC	2615797						4,386										2,880	356,592
42	Geomin LLC	2866773	3,370					3,500											287,357
43	Gobi consolidated LLC	5426952						1,774								(500)		(4,175)	(20,646)
44	Gobi Coal and Energy LLC	2862468			(450)			7,845	(79)	(208)				(104,730)	(15,092)		(500)	(7,775)	(116,164)
45	Gobi Energy Partners LLC	5301467					(65)	(1,143)										(25,181)	(354,773)
46	Gobi Exploration LLC	2785129						8,732		200						20,000			550,712
47	Golden gobi mining LLC	5340624						(4,750)								(250)		(1,350)	(148,888)
48	Golden Cross LLC	5200881						(3,028)		175								(2,500)	(15,074)
49	Golden Sea Petroleum LLC	5117291	217,102					7,506					24,370					28,385	812,439
50	Gurbileg gold LLC	5215757			1,000			1,252	(1,800)							30,000			54,694
51	Gurbileg trade LLC	2765853			7,159			20,862							(5,733)				51,792
52	Gurvan zam LLC	5026628			29,148														417,531
53	Gurvan tuhom LLC	2086166			1,000			1,682								1,383		6,990	308,327
54	Dadizi Yuan LLC	5179173	2,1852					6,614								8,000		7,250	325,603
55	Datsan Trade LLC	2061848						385					(1,000)	(5,000)	(20,665)	(300)		(150)	420,898
56	Dong Shen Petroleum LLC	2766337	312,041			(1,971)		8,897							(2,000)			(2)	192,825
57	Dornin khuder LLC	5197201			(3,000)		(762)	(6,050)								500		(500)	(25,653)
58	Dun-Erdene LLC	2010933						(395)								(20,180)			(32,423)
59	Dun Yuan LLC	2724146			537											11,000		5,000	614,315
60	Delger Orchlon LLC	2736578																	913,722
61	Jump-Ait LLC	5738191	279					(4,508)							(750)	(12,118)			(56,797)
62	JKMK LLC	5041589			292			374								3,200			269,969
63	GEM international LLC	2612046						7,300											4,751,169
64	GLDV LLC	5028787			(3,905)			9,524							(500)			550	81,708
65	G and U Gold LLC	2675471																6,000	395,256
66	GSB mining LLC	5439574																	(166,221)
67	Jinghua Ord LLC	5002486	20,218													(17,170)		2,850	16,051
68	Jotoin bajuuna LLC	5089417						606								1,500			3,791
69	Zanadumetals mongolia LLC	5168201						362											284,564
70	Zaraya holdings LLC	5077834	(10,843)		(8,898)			(24,281)								(13,000)		(3,750)	(935,769)
71	ZBAA LLC	5091098																(800)	(162,616)
72	Zon Xen U Tian LLC	5098297		(114,324)	500	(13,036)	(900)	(48,970)					(12,648)			(200)			(181,239)
73	Zhu Yu E LLC	5016665	16,006					1,056							10,001			11,800	313,568
74	Zuunmod Uul LLC	5135958	383																3,561
75	Ilt Gold LLC	5073189			1,534										(200)	(6,150)		(5,500)	(2,702)
76	Ikh Mongol Mining LLC	5014131			1,221			15,100								5,300			444,853
77	Ikh Khan Uul LLC	2732726			1,098			7,318											264,698
78	Kazmon contact LLC	5041538						4,747							3,000			9,350	1,114,300
79	Camex LLC	5078253	(15)					(514)							(1,000)				125,617
80	Cupcorp LLC	5077982					(20,800)	(4,643)		(862)				(2,525)				(0)	(93,026)

Appendix D. Aggregated initial differences (as per government entities, companies and financial flows)

№	Companies	Registration No.	MTA													MCO	
			CIT	VAT	Fee for exploitation of mineral resources ("Royalty fee")	Windfall tax	Real estate /locals/	Tax on automobiles and self moving vehicles /locals/	Land rent /locals/	Fee for water use /locals/	Fee for forestry use and firewood	Fee for use of mineral resources of widespread deposit /local/	Permission fee for use of natural resources other than minerals	Others	Fee for air pollution /locals/	Customs tax	Excise on imported fuel and oil materials
			1.11	1.13	1.16	1.18	2.11	2.12	2.2.1	2.2.2	2.2.3	2.2.4	2.2.7	2.13	12.9	1.12	1.14
81	Cascade mining LLC	5463599	295,529	822												391,466	
82	Coge gobi LLC	2078449	(3,400)	(50,385)				(3,235)	(1,704)	(1,976)				(427,163)		(23,052)	
83	Commod LLC	2685841	12,138	183,943	9,936		3,337	1,708	1,136						19	87,592	
84	QGX Mongol LLC	2706865		0				1,006		(103)					44	0	
85	KVP LLC	2889668			(9,392)												
86	Lon Shenda LLC	5312213	(200)					853									
87	Lut chuluu LLC	5396662	46,074	13,624	607,191		2,756	4,799	3,072	4,128					267	5,988	
88	MCS Petro Mongolia LLC	5426383															
89	Magnai trade LLC	2082489		22,349,299			74,754	1,293	10,156	20					95	2,860,384	8,296,018
90	Marco Polo LLC	2069792	(243,234)	187,660	(470,176)			902	162	(4,791)					10	89,132	
91	MGMK LLC	5211646		(238,105)	(2,132,811)			(425)	(320)								
92	MEC LLC	2579634	65,845	72,876			1,500	2,013	432						29		
93	M on Enco LLC	5141583	600	455,314	(156,765)			264	(26,804)	(16,183)		(102,654)		(280,035)	152	208,391	
94	Mongoin Gol LLC	2034859		11,122										(14,352)	180	5,615	
95	M on Ajnai LLC	2067544	(8,000)		(12,174)			382	(15,640)					(22)	(10,360)		
96	Mondulaan trade LLC	2554518	29,504	2,549	1,878,448		3,339	6,699	4,736	22,718							
97	M on laa	2045931	(96,696)	67,497	277,768			(877)	(2,200)	0				(6,165)	(178)	32,141	
98	M on Polimet LLC	2029278	1,238,835	97,063	2,876,551		567	3,623	23,949	169,791					209	44,552	
99	Mongol Alt Mak LLC	2095025	76,001,383	12,698,273	46,043,983		36,689	24,987	50,497	12,623					4,832,508	6,043,004	16,098
100	Mongol Altai Resources LLC	5476372	10														
101	Mongol Gazar LLC	2027615	50	50				4,369							85		
102	Mongol metal mining LLC	5239168	(3,000)	775	(220,634)			(229)	744					(94,800)	5	369	
103	Mongol Uranium Resource LLC	5150884	3,000														
104	Mongol Tsamkhag LLC	2848317	1,800							2,500							
105	Mongol-Ait LLC	2024101		522,977			782	702	1,027					3,000	56	246,084	
106	Morbolgargeo LLC	2550245	71,523	6,829	211,527		3,299	154	3,865						9		
107	Mongoljuanli LLC	5051304	1					(4)						(3,064)			
108	Mongolrustsevetmet LLC	2550466		1,751	(1,337,742)		(333)	(2,459)	(9,543)	(1,000)				(1,074,926)	(95)	(988)	115,339
109	Mongol Rud prom LLC	2825627	3,270		(14,292)			230	428	(430)							
110	Mongol Czech Metal LLC	5051134	6,403	12,427	1,664		(74)	(1,485)	240						54	3,227	
111	M unkh noyn suvarga LLC	5314577	195					(4)		(20,000)							
112	Northwind LLC	5003539	(305)	27,934				69	(0)	1,800					50	65	
113	Ododgold LLC	5180252	0	200,357	(0)			499	3,843	3,246						(90,924)	
114	Olova LLC	2782944	(10)					122	1,266						7		
115	Olon Ovoot Gold LLC	5099005	4,500	29,718	2,334,145	1,290,686	8,133	6,983	14,296	9,170		5,496				14,151	
116	ONTRE LLC	2705133	266														
117	Orchlon Ord LLC	5152054	218,969						332								
118	Ochir Undraa LLC	2659603	465,705	1,878,928				26							9	655,546	2,775
119	Oyu Tolgoi LLC	2657457	3,042,931	12,444,483			0	(0)	2,933	(1)				(5,831,580)	(1,390)	118,907,286	22,642
120	Oyut Ulaan LLC	2678187		1,972				(148)	(840)	(450)						605	

Appendix D. Aggregated initial differences (as per government entities, companies and financial flows)

№	Companies	Registratio n No.	MCO		MRAM, NEA		SSIGO	PAM							
			Tax on petrol and diesel fuel	Customs service charge	License fee for exploitation and exploration of mineral resources	Reimbursement of deposit, exploration of which is carried out by the budget fund	SHI	Replacement fee /USD/ paid for Entitlement under Production Sharing Contract with the government	Signing promo for the year under Production Sharing Contract with the government	Mining commencement promo under Production Sharing Contract with the government	Training promo centralized for the year under Production Sharing Contract with the government	Area pledge under Production Sharing Contract with the government	Administration service charge centralized under Production Sharing Contract with the government	Supporting payment to representative office under Production Sharing Contract with the government	Entitlement under Production Sharing Contract with the government /locals/
			1.1.5	1.3.1	1.1.7	12.1	1.1.13	1.50	1.2.3	1.2.4	1.2.5	1.2.6	1.2.7	1.2.8	2.2.6
81	Cascade mining LLC	5463599	653	8	34,856		19,927								
82	Coge gobi LLC	2078449		(306)	(976,799)		(608,101)								
83	Commod LLC	2685841		475	133,852		5,367								
84	QGX Mongol LLC	2706865		(9)	(0)		(1)		(44)						
85	KVP LLC	2889668		14	(20,342)		17,483								
86	Lon Shenda LLC	5312213													
87	Lut chuluu LLC	5396662		157,763	3,649	76,735	107,095								
88	MCS Petro Mongolia LLC	5426383					(4,835)		(126,000)		(97,725)	(81,907)		(39,090)	(82,182)
89	Magnai trade LLC	2082489	1,779,052				271,254		6,255		6,280	9,837		6,280	
90	Marco Polo LLC	2069792		161	17,180		162,108								
91	MGM K LLC	5211646			(6,923)		(64,500)								
92	MEC LLC	2579634					119,798								
93	Mon Enco LLC	5141583		(47,740)	24,030		56,151								
94	Mongoin Gol LLC	2034859		(17,264)	2,321	(0)	(257)								
95	Mon Ajnai LLC	2067544					4,817								
96	Mondulaan trade LLC	2554518			16,711		431,241								
97	Mon Iaa	2045931		(127,132)	(631)		9,317								
98	Mon Polimet LLC	2029278		182	31,908		269,670								
99	Mongol Alt Mak LLC	2095025		7,933,491	93,877		2,754,017								
100	Mongol Altai Resources LLC	5476372					8,432								
101	Mongol Gazar LLC	2027615			11,431		157,449								
102	Mongol metal mining LLC	5239168		76,648	2,800		3,851								
103	Mongol Uranium Resource LLC	5150884			11,848		4,908								
104	Mongol Tsamkhag LLC	2848317		7	243,200										
105	Mongol-Alt LLC	2024101		11	63,133	7,598	20,450								
106	Monbolgargeo LLC	2550245			20,396		22,033								
107	Mongoljuanli LLC	5051304		5,278	(50)	14,754	81								
108	Mongolrustsevetmet LLC	2550466	(111,584)	(13,521)	46,742		(2,176,640)								
109	Mongol Rud prom LLC	2825627		8,867	(2,467)	103	1								
110	Mongol Czech Metal LLC	5051134		4,595	(20)		685								
111	Munkh noyn suvarga LLC	5314577			432,395		(39,385)								
112	Northwind LLC	5003539		9,080	(1)		14,707								
113	Ododgold LLC	5180252		1,698	(36,301)		124,448								
114	Olova LLC	2782944			(0)	2,697	1,151								
115	Olou Ovoot Gold LLC	5099005		35	137,291		520,786								
116	ONTRE LLC	2705133			1,416,768										
117	Orchlon Ord LLC	5152054			98,864		2,527								
118	Ochir Undraa LLC	2659603		1,820	3,426		84,500								
119	Oyu Tolgoi LLC	2657457		12,1970	221										
120	Oyut Ulaan LLC	2678187		14											

Appendix D. Aggregated initial differences (as per government entities, companies and financial flows)

№	Companies	Registration No.	LSWA		MTA, M RAM, NEA,		M RAM, LSWA, FCAA, NEA		Local administration		MOF			Capital, district and locals				M NET	Total /000'M N T/
			Fee for accommodation of foreign experts and workers /state budget/	Fee for accommodation of foreign experts and workers /local budget/	Penalties /state budget/	Penalties /local budget/	Stamp fee paid to ministries, state organizations	Service charges paid to ministries, state organizations	Stamp fee paid to locals	Service charges paid to locals	Dividends on state property	Dividends on local property	Prepayment to government according to Investment Agreement	Monetary and non-monetary donations and supporting from companies to ministries and agencies	Monetary and non-monetary donations and supporting from companies to aimags	Monetary and non-monetary donations and supporting from companies to soum	Monetary and non-monetary donations and supporting from companies to local organizations	50% contribution in kind to environmental protection special account	
			12.2	2.2.5	16.1	2.5.1	1.19-1.12, 1.3.2	1.3.4, 1.3.3	2.3.1	2.3.2	14.1	2.4.1	15.2	3.2.1+3.2.2	3.2.3-3.2.4	3.2.5-3.2.6	3.2.7-3.2.8	3.1.1	
81	Cascade mining LLC	5463599						10,244											753,504
82	Coge gobi LLC	2078449	(56,743)		(109,037)			(51,344)									(38,260)	(59,898)	(2,411,404)
83	Commod LLC	2685841						300										3,743	443,545
84	QGX Mongol LLC	2706865	0					(1)					(500)					(1,700)	(1,306)
85	KVP LLC	2889668	562					841										(100)	(10,934)
86	Lon Shenda LLC	5312213						374										(500)	527
87	Lut chuluu LLC	5396662	92,467					900										25,000	1,151,507
88	MCS Petro Mongolia LLC	5426383											(16,364)						(448,103)
89	Magnai trade LLC	2082489											2,500						35,673,477
90	Marco Polo LLC	2069792					19,576								5,000				(236,312)
91	MGM K LLC	5211646	(647)											(34,363)	(50,500)	(2,000)			(2,530,593)
92	MEC LLC	2579634																	262,493
93	Mon Enco LLC	5141583	155,320		107,745	(111,380)	(619)	948	(520)				(8,800)	13,462	(342,675)		(13,512)		(85,309)
94	Mongoin Gol LLC	2034859	1,685					4,400	(100)			(2,115,535)							(2,122,187)
95	Mon Ajnai LLC	2067544			(540)	(4,550)	1,150							(3,000)	850				(47,087)
96	Mondulaan trade LLC	2554518			500			12,948								42,254		15,700	2,467,347
97	Mon laa	2045931			9,841			5,000											112,236
98	Mon Polimet LLC	2029278	10,856		1,000			2,377								301,600			5,072,731
99	Mongol Alt Mak LLC	2095025	95,594					12,178							100,000	1,023,000		7,050	157,779,253
100	Mongol Altai Resources LLC	5476372						(398,418)							(15,211)			(1,000)	(406,187)
101	Mongol Gazar LLC	2027615			19,400														292,833
102	Mongol metal mining LLC	5239168	(842)					3,248								(23,200)	(14,000)		(268,264)
103	Mongol Uranium Resource LLC	5150884			4			4,700	(258)	5,320				(5,000)					24,522
104	Mongol Tsamkhag LLC	2848317						7,650											255,157
105	Mongol-Alt LLC	2024101						4,710						5,000					875,528
106	Monbolgargo LLC	2550245			26,575			4,621			26,720			10,000	2,100				409,649
107	Mongolianli LLC	5051304	(1,204)	7,641				34									(1,357)	1,000	23,109
108	Mongolrustsevetmet LLC	2550466	(2,297)		(3,092)			(42,279)			(20)			14,000	(74,223)	(27,000)		(33,079)	(4,732,988)
109	Mongol Rud prom LLC	2825627	972	4,400	2,781			94							(300)				3,655
110	Mongol Czech Metal LLC	5051134			12,385														40,101
111	M unkh noyn suvarga LLC	5314577	1	(6,738)				2,723								(34,570)		(100,000)	234,617
112	Northwind LLC	5003539	(1,568)		500		(127)	(5,524)		5,652				4,000	(4,000)	(200)			52,130
113	Ododgold LLC	5180252	19,927				(3)	1,233						(23,800)	(70)				204,152
114	Olova LLC	2782944						1,250											6,482
115	Olon Ovoot Gold LLC	5099005	3,370		10,667			37,345								15,175			4,441,947
116	ONTRE LLC	2705133														30,400			1,447,434
117	Orchlon Ord LLC	5152054						16,172								4,000			340,863
118	Ochir Undraa LLC	2659603																	3,092,735
119	Oyu Tolgoi LLC	2657457	(84,915)	(6,339,332)				(459,183)	(6,475)			(125,369,000)	(9,134,246)	(810,258)	(234,285)	(354,738)	(5,725)		95,911,339
120	Oyut Ulaan LLC	2678187	(34)					(2,576)							1,000		(1,000)		(1,456)

Appendix D. Aggregated initial differences (as per government entities, companies and financial flows)

№	Companies	Registration No.	MTA											MCO			
			CIT	VAT	Fee for exploitation of mineral resources ("Royalty fee")	Windfall tax	Real estate /locals/	Tax on automobiles and self moving vehicles /locals/	Land rent /locals/	Fee for water use /locals/	Fee for forestry use and firewood	Fee for use of mineral resources of widespread deposit /local/	Permission fee for use of natural resources other than minerals	Others	Fee for air pollution /locals/	Customs tax	Excise on imported fuel and oil materials
			1.1	1.1.3	1.1.6	1.1.8	2.1.1	2.1.2	2.2.1	2.2.2	2.2.3	2.2.4	2.2.7	2.1.3	12.9	1.1.2	1.1.4
121	Urmon Uul LLC	2617749	243,256	9,744	556,167		624	1,976	3,792	9,840					4	4,640	
122	OGCHL LLC	5198429	(570)														
123	Peninsula mining LLC	5149703												(400)			
124	Petro Matad LLC	2867095		553,949				(65)	(3,028)	(1,736)				(195,429)	(5)	239,728	
125	Petrocoal LLC	5155827		(24,654)	(6,400)		(1,100)	820	3,868							1,912	
126	Petrochina Dachin Tamsag LLC	2075385	5	384,430				23,771	50	(5,601)		2,000			1,669	96,479	534,500
127	Peabody winsway resources LLC	5170672		(426,762)					560	(5,208)						(11)	
128	Redhill Mongolia LLC	5068827	131	(289,637)	(54,005)			16	(9,290)	(2,461)					(60,457)		
129	Remet LLC	5268451			518,362												
130	Samtan Mores LLC	5143926	266	1,075											(5)	(23)	
131	Sansariin Geology Khaiguul LLC	5036933	219														3,789
132	Southgobi Sands LLC	5084555	(2,307,806)	27,805	(8,419,433)			0		(333)				(1,336,010)		17,198	
133	Centerragold Mongolia LLC	2108291	285,450	950				(4,200)	(16)	(1,762)	(1,650)			(92,142)	228	543	
134	COAL LLC	5261988	(79,772)		(29,1265)			(2,055)		(8,000)		(10,000)			(20,504)		
135	CCEM LLC	5460093															
136	CCM LLC	5044804													5		
137	CMKI LLC	5288703	92		(27,176)			339	432								
138	Sinchi Oil LLC	2588617	6,439	47,621			1,262	1,391	432							6,938	
139	Sod gazar LLC	5031974	2,275					122	(889)						9	(0)	
140	Sonor trade LLC	2590565	8,789	3,380			11,185	436		0							
141	Taats Murun LLC	5113075	(5,946)		(135,495)			(743)	(11,021)	(22,339)							
142	Tavantolgoi LLC	2016656	33,000,000	23,249,664	71,965,000		18,000	3,948	34,983	3,150		1,550			6,100,326	18,888	
143	Tai Sheng Development LLC	2777223	(249)						17,588					(2,818)			
144	Terra Energy LLC	5430682	68							4,000							
145	Tethys Mining LLC	2807459	50,452	13,664												6,507	
146	TBE LLC	5144108	163,956	231,166				387								35,660	
147	Tienjinsanjo LLC	5260183	8,857	286,463				14,406							456	136,411	
148	Tugrog nuuriin energy LLC	2873575		1	401			(216)	(650)		(401)						
149	Trego Mountain International LLC	5157846			(2,837)			(625)	(850)								
150	Ten Hun LLC	2839717		92,195	250,450		8,417	1,246	2,980	26,532	1,600	500			238	43,903	
151	Tengre Terra Resources LLC	5321611															
152	Ulz goi LLC	2344343		(6,522)												788	
153	Uurt gold LLC	2766868												(88)	(748)		
154	Khangad Exploration LLC	2887134		(6,407)			(2,622)	(81)	386					(3,438)		6,407	
155	Khan Shijir LLC	2608758	9,650		(23,834)			121	(2,400)	(1,328)					(57)		
156	Khar Tarvagatai LLC	2001454	12,291	(108,592)	(14,536)	(38,635)	4,366	(586)	(683)	(300)				(28)		(7,800)	
157	Hera Investment LLC	2787687	2,375	556,291				1,227							37	859,245	949,142
158	Khos Khas LLC	2100231		2,456				16	(6,000)								
159	Khotgor LLC	2661128			(35,835)		31		(1)			35,835					
160	Khotgor shanaga LLC	2662647	(8,632)		(1,246)			482	(1,412)	(40)						(0)	

Appendix D. Aggregated initial differences (as per government entities, companies and financial flows)

№	Companies	Registration No.	MCO		MRAM, NEA		SSIGO	PAM							
			Tax on petrol and diesel fuel	Customs service charge	License fee for exploitation and exploration of mineral resources	Reimbursement of deposit, exploration of which is carried out by the budget fund	SHI	Replacement fee /USD/ paid for Entitlement under Production Sharing Contract with the government	Signing promo for the year under Production Sharing Contract with the government	Mining commencement promo under Production Sharing Contract with the government	Training promo centralized for the year under Production Sharing Contract with the government	Area pledge under Production Sharing Contract with the government	Administration service charge centralized under Production Sharing Contract with the government	Supporting payment to representative office under Production Sharing Contract with the government	Entitlement under Production Sharing Contract with the government /locals/
			1.1.5	1.3.1	1.1.7	1.2.1	1.1.13	1.50	1.2.3	1.2.4	1.2.5	1.2.6	1.2.7	1.2.8	2.2.6
121	Urmon Uul LLC	2617749		67			149,276								
122	OGCHL LLC	5198429													
123	Peninsula mining LLC	5149703			(86,387)		(1,249)								
124	Petro Matad LLC	2867095		(1,236)			(11)				20	68			3
125	Petrocoal LLC	5155827		8	(2,300)	10,072	(3,604)								
126	Petrochina Dachin Tamsag LLC	2075385	33,974				(149,637)	54,590,678			257,902	276,101			137,916
127	Peabody winsway resources LLC	5170672		57	(958,825)		87,372								
128	Redhill Mongolia LLC	5068827		(1,138)	8,204		116,067								
129	Remet LLC	5268451			9,625										
130	Samtan Mores LLC	5143926		(5)	31,147		(431)								
131	Sansariin Geology Khaiguul LLC	5036933	673	(1,743)			(7,509)								(19,482)
132	Southgobi Sands LLC	5084555		5,885	257,286										
133	Centerragold Mongolia LLC	2108291		261	60,328		85,094								
134	COAL LLC	5261198		19,010	12,752										
135	CCEM LLC	5460093			(130,741)										
136	CCM LLC	5044804			529,978		330								
137	CM KI LLC	5288703		(1,719)	(102)	(153)	16,604								
138	Sinchi Oil LLC	2588617	370,888	146	481		21,070								
139	Sod gazar LLC	5031974		25	(17,296)		(0)								
140	Sonor trade LLC	2590565					7,333								
141	Taats Murun LLC	5113075			(10,011)										
142	Tavantolgoi LLC	2016656		1,445,056	1,055		458,000								
143	Tai Sheng Development LLC	2777223					(520)								
144	Terra Energy LLC	5430682			310,683		71,174								
145	Tethys Mining LLC	2807459		53	817,071		159,364								
146	TBE LLC	5144108		14	3,689		22,263								
147	Tienjinsanjo LLC	5260183		426											
148	Tugrog nuuriin energy LLC	2873575			(7,210)		18,898								
149	Trego Mountain International LLC	5157846			(2,120)		(17,746)								
150	Ten Hun LLC	2839717		132	6,743		244,111								
151	Tengre Terra Resources LLC	5321611			(372,485)										
152	Ulz gol LLC	2344343		28	(6,473)		6,531								
153	Uurt gold LLC	2766868			(0)		12,590								
154	Khangad Exploration LLC	2887134		7			(0)								
155	Khan Shijir LLC	2608758			(6,934)		6,108								
156	Khar Tarvagatai LLC	2001454				(28,500)	1								
157	Hera Investment LLC	2787687		1,687	37		28,548								
158	Khos Khas LLC	2100231			9		2,059								
159	Khotgor LLC	2661128			(6)		16,665								
160	Khotgor shanaga LLC	2662647		(125)	(21,060)	15,520	56,790								

Appendix D. Aggregated initial differences (as per government entities, companies and financial flows)

№	Companies	Registration No.	LSWA		MTA, M RAM, NEA,		M RAM, LSWA, FCAA, NEA		Local administration		MOF		Capital, district and locals				M NET	Total /000'MNT/	
			Fee for accommodation of foreign experts and workers /state budget/	Fee for accommodation of foreign experts and workers /local budget/	Penalties /state budget/	Penalties /local budget/	Stamp fee paid to ministries, state organizations	Service charges paid to ministries, state organizations	Stamp fee paid to locals	Service charges paid to locals	Dividends on state property	Dividends on local property	Prepayment to government according to Investment Agreement	Monetary and non-monetary donations and supporting from companies to ministries and agencies	Monetary and non-monetary donations and supporting from companies to aimags	Monetary and non-monetary donations and supporting from companies to soum	Monetary and non-monetary donations and supporting from companies to local organizations		50% contribution in kind to environmental protection special account
			12.2	2.2.5	16.1	2.5.1	1.19-1.12, 1.3.2	1.3.4, 1.3.3	2.3.1	2.3.2	14.1	2.4.1	15.2	3.2.1+3.2.2	3.2.3-3.2.4	3.2.5-3.2.6	3.2.7-3.2.8	3.1.1	
121	Urmon Uul LLC	2617749						8,399								215,000			1,202,784
122	OGCHL LLC	5198429	(1,123)					(321)										(19,800)	(2,1814)
123	Peninsula mining LLC	549703			(3,000)			(51)	(3,835)							(400)			(95,322)
124	Petro Matad LLC	2867095	(32,484)		425	(2,341)	(18,678)	(32,904)		(390)				(0)	(23,677)		(8,700)	(23,900)	449,610
125	Petrocoal LLC	5155827						150		(8,100)									(29,328)
126	Petrochina Dachin Tamsag LLC	2075385	1,866,246					(7,861)	(397,312)					(89,401)	34,127	(46,814)	(1,000)	(100,000)	57,442,224
127	Peabody winsway resources LLC	5170672	(1,850)		(517)			44,904								(6,156)	(2,025)	(10,000)	(1,278,461)
128	Redhill Mongolia LLC	5068827	385		(8,970)			(34)	(5,096)					(10,151)	37,300	(153,126)	(300)		(432,562)
129	Remet LLC	5268451						921											528,909
130	Samtan Mores LLC	5143926			(389)	(20)	(70)	4,150		(1,260)						(1,000)	(400)	(900)	32,134
131	Sansariin Geology Khaiguul LLC	5036933	22,409		102			1,213								6,460			6,131
132	Southgobi Sands LLC	5084555	1,406	(12,501)	(294)	(3,200)	(125,076)	(46,245)	(275)	(9,154)				(235,863)	(20,100)	(4,815)		(3,795)	(12,215,320)
133	Centerragold Mongolia LLC	2108291	1,620			(1,928)		(24,928)							(22,920)	(19,491)		(1,625)	263,810
134	COAL LLC	5261198		(66,550)				1,495	(1,250)						(100,000)	(6,252)	(8,000)	(135,770)	(696,161)
135	CCEM LLC	5460093																(100)	(130,841)
136	CCM LLC	5044804			200			1,400								5,200			537,113
137	CMKI LLC	5288703	(29,074)	29,073				(297)											(11,981)
138	Sinchi Oil LLC	2588617			3,706			700								500			461,574
139	Sod gazar LLC	5031974			(2,275)			1,650		100					(8,950)	(1,755)		(1,502)	(28,487)
140	Sonor trade LLC	2590565			7,172		(3,250)	(399)											34,646
141	Taats M urun LLC	5113075						(1,702)								(15,000)	(1,600)		(203,855)
142	Tavantolgoi LLC	2016656	110,203					5,222			34,917,093					22,500			171,354,638
143	Tai Sheng Development LLC	2777223				(200)	(1,202)	(576)							(4,000)	(1,300)		(6,500)	223
144	Terra Energy LLC	5430682						6,313								40,900			433,138
145	Tethys Mining LLC	2807459	3,370					48,508											1,098,988
146	TBE LLC	5144108			500			2,150											459,785
147	Tienjinsanjo LLC	5260183	24,106					633											471,757
148	Tugrog nuuriin energy LLC	2873575						215								(2,300)	(1,300)		7,438
149	Trego Mountain International LLC	5157846	(7,582)					(463)								(14,400)		(750)	(47,372)
150	Ten Hun LLC	2839717														5,950		7,500	692,498
151	Tengre Terra Resources LLC	5321611						(12,454)								(7,550)		(6,365)	(398,853)
152	Ulz gol LLC	2344343			(1,000)		(10,157)	4,585											(12,220)
153	Uurt gold LLC	2766868					(77)	(1)	(20)										11,656
154	Khagad Exploration LLC	2887134	(7,896)					5,246								(113,213)			(121,612)
155	Khan Shijir LLC	2608758			(9,659)			(71)							(11,000)	(150)		(6,000)	(45,555)
156	Khar Tarvagatai LLC	2001454			3,652										(27,000)	(8,428)	500		(214,278)
157	Hera Investment LLC	2787687																	2,398,589
158	Khos Khas LLC	2100231			2,893	(4,849)													(3,416)
159	Khotgor LLC	2661128			200	(200)	(3,250)									12,520		(675)	25,285
160	Khotgor shanaga LLC	2662647	(11,332)			(250)	(22,000)	(520)							(1,000)	10,500	(300)		15,375

Appendix D. Aggregated initial differences (as per government entities, companies and financial flows)

№	Companies	Registration No.	MTA													MCO	
			CIT	VAT	Fee for exploitation of mineral resources ("Royalty fee")	Windfall tax	Real estate /locals/	Tax on automobiles and self moving vehicles /locals/	Land rent /locals/	Fee for water use /locals/	Fee for forestry use and firewood	Fee for use of mineral resources of widespread deposit /local/	Permission fee for use of natural resources other than minerals	Others	Fee for air pollution /locals/	Customs tax	Excise on imported fuel and oil materials
			1.11	1.13	1.16	1.18	2.11	2.12	2.2.1	2.2.2	2.2.3	2.2.4	2.2.7	2.13	12.9	1.12	1.14
161	KHOTU LLC	2763788	16,549	8,440	0			(5)	(1,87)						21		
162	Khuadi khuonez LLC	5232538	488	1,064				992						(38,700)	4	(1,163)	
163	Khuden LLC	2643227															
164	Khunan jinlen LLC	2881934			(5,259)			1,528						(3,460)	(114)		
165	Khurai LLC	2019086	-	22	(35,760)		(550)		(5,299)	(4,440)						(0)	
166	Khurgatai khairkhan LLC	5104424	33,681	2,405				92							7	1,145	
167	Khuree Del LLC	2697734		0	(619,013)			(66)									
168	Khuslemj LLC	2872722	1,719					0	(895)	(2,500)					36		
169	Kherlen energo LLC	2871114	2,927		(42,039)			(300)	(2,000)	(200)						(5,328)	
170	Tsairt Mineral LLC	2548747	3,261,919	17,013	(0)			(150)				(96)				2,971	
171	Tsevdeg LLC	2587025	984			9,999		60							83		
172	Chingisiin Khar Alt LLC	5031869		644	34,705			1,162	1,195						(32)	2,332	
173	Chinkhua Mak Nariin Sukhait LLC	2697947	334,254	2,629,287			0	271	(299)						1,067	(2,611,186)	
174	Shanlun LLC	2784904	(51,964)	329			(6)	(66)			(48,070)				61	(1,844)	
175	Shar Narst LLC	2618621	59,945	807	(37,091)					(12,000)				(355)	(171)	266	2,476
176	Shariin Goi JSC	2050374	0	(657,064)	(0)			(0)		(0)		92,275			235		
177	Shivee Ovoo JSC	2004879	9,222	192,709						(18,232)					142	30,545	
178	Shijir Alt LLC	2072947	52,170	60,863	(239,435)		0	(0)	(0)	1						(54,372)	
179	Shin Shin LLC	2830213		700,342								520				(63,649)	
180	Shine Ellion Nen Yuan LLC	5250862	1,662	451,753				98,298								204,492	
181	Shine shivee LLC	2858096	57,743	49,930				0								23,776	
182	Shamen LLC	5155436	-													247	
183	Ejbaley LLC	5315603	1	17,566				1,485								8,259	
184	APEXPRO LLC	5244676						(155)									
185	MRCMGL LLC	5402166	(10)	20,185												(13,797)	
186	MPHCL LLC	5137977												(41,740)			
187	MCTT LLC	5015243	(2,132)	125,569	(1,560)			(781)	53	(500)						59,795	
188	Emeelt mines LLC	2776804		0		687											
189	NPI LLC	5066417	6,566					(2)									
190	Energy Resource LLC	2887746	0	4,208,969	(2,260,790)			691	2,758					(2,200)	162	(3,837,412)	
191	Erven Khuder LLC	5069068	(296,179)	(46,625)				(849)	(603)							(8,547)	
192	Erdene Jas LLC	2715619	1					40		(469)					(5)		
193	Erdenes MGL LLC	5124913						736							12		
194	Erdenes Tavan Tolgoi LLC	5435528	(39,721,439)		2			(439)	16								
195	Erdenet Mining Corporation	2074192	0	17,543,339	1,370,371			60	(2,015,007)	(136,000)				(10,730,114)		(17,311,677)	923,636
196	Erdes Holding LLC	2655772		42,669				(2)	(3,795)	(2,737)					(388)	(8,266)	3,330
197	Erel LLC	2027194	(26,345)	879,187	(11,355)		(31,947)	(2,483)	(42,846)	(10,734)				(28)	(355)	(170,821)	
198	SBF LLC	5184851	1	2,190	(843)			(1,005)	(1,914)	(1,000)						10,43	
199	FM1 LLC	5209552	230						917							(51,655)	
200	Eermeel LLC	2075768	33,578	203,532			26,047	167							17	5,744	
	AMOUNT		78,050,048	222,394,475	123,105,212	1,191,983	245,079	267,499	(2,002,665)	25,066	(48,232)	(45,577)	(2,700)	(22,252,716)	10,884,877	112,099,345	10,909,524

Appendix D. Aggregated initial differences (as per government entities, companies and financial flows)

№	Companies	Registration No.	MCO		MRAM, NEA		SSIGO	PAM							
			Tax on petrol and diesel fuel	Customs service charge	License fee for exploitation and exploration of mineral resources	Reimbursement of deposit, exploration of which is carried out by the budget fund	SHI	Replacement fee /USD/ paid for Entitlement under Production Sharing Contract with the government	Signing promo for the year under Production Sharing Contract with the government	Mining commencement promo under Production Sharing Contract with the government	Training promo centralized for the year under Production Sharing Contract with the government	Area pledged under Production Sharing Contract with the government	Administration service charge centralized under Production Sharing Contract with the government	Supporting payment to representative office under Production Sharing Contract with the government	Entitlement under Production Sharing Contract with the government /locals/
			1.1.5	1.3.1	1.1.7	1.2.1	1.1.13	1.50	1.2.3	1.2.4	1.2.5	1.2.6	1.2.7	1.2.8	2.2.6
161	KHOTU LLC	2763788			1,110		7,249								
162	Khuadi khuonez LLC	5232538		(32)	1,144										
163	Khuden LLC	2643227			(323,230)										
164	Khunan jinlen LLC	2881934			5,259										
165	Khurai LLC	2019086		(34)			18,626								
166	Khurgatai khairkhan LLC	5104424		41	72,168		122,726								
167	Khuree Del LLC	2697734		(1,610)	2,220		4,657								
168	Khuslamj LLC	2872722		7	(1,013)										
169	Kherlen energo LLC	2871114		(5,280)	47	(40)	(6,686)								
170	Tsairt Mineral LLC	2548747	214	99,197	(15,517)		183,732								
171	Tsevdeg LLC	2587025			4	(0)									
172	Chingisiin Khar Alt LLC	5031869		16,883	(18,398)		(0)								
173	Chinkhua Mak Nariin Sukhait LLC	2697947		(52,700)			2,114,935								
174	Shanlun LLC	2784904		2,840	(90)		13,707								
175	Shar Narst LLC	2618621		43	(17,191)										
176	Shariin Gol JSC	2050374			1,041	50,620	(89)								
177	Shivee Ovoo JSC	2004879		(750)	8	18,790	(1,155)								
178	Shijir Alt LLC	2072947		103			(3,321)								
179	Shin Shin LLC	2830213		(17,338)	2,435	149,626									
180	Shine Ellion Nen Yuan LLC	5250862		507	93,491		12,993								
181	Shine shivee LLC	2858096		89	776		91,423								
182	Shamen LLC	5155436		(635)											(12,318)
183	Ejbaley LLC	5315603		104	63,958		155,292								
184	APEXPRO LLC	5244676					(119)		(147,650)		(86,129)	(21,136)		(36,913)	(50,050)
185	MRCM GL LLC	5402166		22	14,081										
186	MPHCL LLC	5137977		(221)	(14,126)		(0)								
187	MCTT LLC	5015243		614	6,598	(10,000)	42,527								
188	Emeelt mines LLC	2776804			163,607		28,476								
189	NPI LLC	5066417					2,703				44	229,028		72	(62,895)
190	Energy Resource LLC	2887746		614,616	(18,206)		(0)								
191	Erven Khuder LLC	5069068			(37,358)		(7,975)								
192	Erdene Jas LLC	2715619			5,699										
193	Erdenes M GL LLC	5124913			419,608		184,649								
194	Erdenes Tavan Tolgoi LLC	5435528		(334,080)	(27,942)		354,866								
195	Erdenet Mining Corporation	2074192	54,060	1,050	(32,473)		(1,539)								
196	Erdes Holding LLC	2655772		(891)	447		10,088								
197	Erel LLC	2027194		1,030	(4,999)	(62,590)	240,542								
198	SBF LLC	5184851		16	38										
199	FMI LLC	5209552			185,954										
200	Eermal LLC	2075768		185	45		3,453								
AMOUNT			2,133,199	11,612,415	(19,185,508)	328,583	12,113,459	54,590,678	(287,535)	-	284,175	491,487	(249,070)	157,433	(446,871)

Appendix D. Aggregated initial differences (as per government entities, companies and financial flows)

№	Companies	Registration No.	LSWA		MTA, M RAM, NEA,		M RAM, LSWA, FCAA, NEA		Local administration		MOF			Capital, district and locals				M NET	Total /000'MNT/
			Fee for accommodation of foreign experts and workers /state budget/	Fee for accommodation of foreign experts and workers /local budget/	Penalties /state budget/	Penalties /local budget/	Stamp fee paid to ministries, state organizations	Service charges paid to ministries, state organizations	Stamp fee paid to locals	Service charges paid to locals	Dividends on state property	Dividends on local property	Prepayment to government according to Investment Agreement	Monetary and non-monetary donations and supporting from companies to ministries and agencies	Monetary and non-monetary donations and supporting from companies to aimags	Monetary and non-monetary donations and supporting from companies to soum	Monetary and non-monetary donations and supporting from companies to local organizations	50% contribution in kind to environmental protection special account	
			12.2	2.2.5	16.1	2.5.1	1.19-11.12, 13.2	13.4, 13.3	2.3.1	2.3.2	14.1	2.4.1	15.2	3.2.1-3.2.2	3.2.3-3.2.4	3.2.5-3.2.6	3.2.7-3.2.8	3.1.1	
161	KHOTU LLC	2763788			(25,499)	(1,000)		2,212											7,159
162	Khuadi khuonez LLC	5232538	(96,552)		7,293		(96)	(16,024)											(141,584)
163	Khuden LLC	2643227																	(323,230)
164	Khunan jinlen LLC	2881934			142	(392)	(75)	(4,388)						5,000					(1,759)
165	Khurai LLC	2019086				(1,182)	(224)	(155)									(3,285)		(34,283)
166	Khurgatai khairkhan LLC	5104424	14,666					11,254	37,018							7,100			302,303
167	Khuree Del LLC	2697734						(3,420)											(617,232)
168	Khuslemj LLC	2872722						450										(400)	(2,596)
169	Kherlen energo LLC	287114	(1,691)	(11,800)	1,000	(1,000)		(1,505)								(2,100)			(75,995)
170	Tsairt Mineral LLC	2548747	5,715				(106,637)	(19,938)	(13,165)	(707)			(8,490)	(20,000)			(16,765)	(5,550)	3,363,746
171	Tsevddeg LLC	2587025			14,812			(1,450)											24,491
172	Chingsiin Khar Alt LLC	5031869	(2,422)		500	(504)		3,044								(3,100)		(2,500)	33,509
173	Chirkhua Mak Nariin Sukhait LLC	2697947	331,686				(1,248)	(498,004)					(2,000)	(52,485)	(2,027)	(42,438)			2,149,113
174	Shanlun LLC	2784904	(52,342)		(11,388)		(3)	1,902					(1,000)	(1,800)	5,567		2,000		(142,167)
175	Shar Narst LLC	2618621						2,318								(4,105)			(5,058)
176	Sharlin Goi JSC	2050374	(15)		1,500			3,565						(1,000)	(831)				(509,764)
177	Shivee Ovoo JSC	2004879		2,052	(24,969)		(800)						(15,000)		(264)	(25,521)	12,100		178,877
178	Shijir Alt LLC	2072947	(4,622)		(52,171)	(1,000)		(412)							17,366	(300)			(225,131)
179	Shin Shin LLC	2830213	(96,586)	(80,000)	1,123	(59,080)	(6,339)	3,078	(951)	(17,406)				(2,000)	(11,108)	(61,700)			(109,034)
180	Shine Ellion Nen Yuan LLC	5250862			2,336		160	3,838											869,529
181	Shine shivee LLC	2858096			(281)			(518)						(30,000)	(68,540)	(32,000)	(9,892)		82,506
182	Shamen LLC	5155436	(97,157)		322		(24,200)	(16,255)										(41)	(150,037)
183	Ejbaley LLC	5315603						3,779											250,444
184	APEXPRO LLC	5244676											(20,250)					(32,864)	(395,267)
185	MRCM GL LLC	5402166						4,650										(600)	24,531
186	MPHCL LLC	5137977						(109)										(19,000)	(75,195)
187	MCTT LLC	5015243	36,245		(250)		(3,325)	611						(20,450)	2,000		(6,500)		228,513
188	Emeelt mines LLC	2776804			(2,000)		(145)	8,313							(750)			(350)	197,837
189	NPI LLC	5066417											(6,991)	61,046	1,896				231,468
190	Energy Resource LLC	2887746	348,058		(13,055)		(118,628)	12,864	(288,606)				(37,315)	(4,752)	(1,555,884)	(14,535)			(2,963,266)
191	Erven Khuder LLC	5069068						(2,401)					(13,000)		(1,555,884)			(1,000)	(414,536)
192	Erdene Jas LLC	2715619						2,744					(60,050)		30,105		(2,602)		(24,537)
193	Erdenes M GL LLC	5124913						28,700		15,228					420		5,175		654,527
194	Erdenes Tavan Tolgoi LLC	5435528	281					28,017							420		(5,175)		(39,705,473)
195	Erdenet Mining Corporation	2074192		(1511,577)				16,275					(638,740)	(97,150)	(17,700)		(132,800)		(12,715,988)
196	Erdes Holding LLC	2655772				(140)		100						26,000	(46,500)				19,915
197	Erel LLC	2027194					(3,250)	15,430	(29)	(75)				(14,932)	(980)			(5,798)	746,623
198	SBF LLC	5184851						4,292											2,817
199	FMI LLC	5209552						14,900							100			(500)	149,947
200	Eermel LLC	2075768						3,150											275,918
	AMOUNT		3,592,072	(8,568,398)	965,321	(212,027)	(492,874)	(1,776,559)	(324,924)	17,903	41,928	32,801,558	(125,369,000)	(10,294,719)	(4,866,982)	(2,376,606)	(1,266,947)	(680,113)	477,553,294

Appendix E (a). Information of Ministries and Agencies

No	Organization	Executive name	Tel. number	Related officers' names and Tel.number	Date of outgoing fax	Date of In-coming Re-sponse	Governance
1	Ministry of Finance	Ch.Ulaan	264228	Specialist Naranchimeg-264228, Iveelen-264966	2012.08.20-2/41	2012.10.11	Ministry
2	General Department of Taxation	B.Battumur		Enkhtuya-310373	2012.08.20-2/41	2012.09.01	Implementing Agency
3	Mongolian Customs General Administration	D.Tseveenjav	350061	Income Accountant Enkhtuya, Battuya-266714	2012.08.20-2/41	2012.09.13	Implementing Agency
4	Mineral Resource Authority	G.Altansukh		Specialist Munkhsaikhan-99061708, 98711708	2012.08.20-2/41	2012.09.05	Implementing Agency
	MRA- Department of Finance and Economy	S.Odbayar		Accountant Khatanbaatar-263702, 99194923	2012.08.20-2/41	2012.09.05	
	MRA- Geology and Research Division	U.Borchuluun		Specialist Munkhsaikhan-99061708, 98711708	2012.08.20-2/41	2012.09.05	
	MRA- Mining and Research Division	Ts.Davaatseren		Batsansar-263620	2012.08.20-2/41	2012.10.03	
5	Petroleum Authority of Mongolia	G.Ulziiburen		Oyun 98089008, Specialist Tsogtbayar-99171503	2012.08.20-2/41	2012.10.03	Implementing Agency
6	Ministry of Environment and Green Development of Mongolia- Department of National Resources	D.Enkhbat	261966	Erdenetsetseg-266426	2012.08.20-2/41	2012.09.05	Ministry
7	Labor and Social Welfare Agency	D.Bayarsaikhan	Dashdavaa-98116994	Accountant Bilegmaa-99311010, Altantuya-88030047	2012.08.20-2/41	2012.09.13	Implementing Agency
8	General Department of Social Insurance	Ch.Altanhuyag	328030	Narantuya-88301229	2012.08.20-2/41	2012.09.05-10.02	Implementing Agency
9	State Professional Inspection Agency	R.Sodkhuu	264786	General Accountant Urantulkuur-327588	2012.08.20-2/41	2012.09.07, 10.04	Regulatory Agency
10	Nuclear Energy Agency	G.Manlaijav		Specialist Narantsatsral-99247756	2012.09.26-2/53	2012.10.15	Regulatory Agency
11	State Property Committee	Ts.Nanzaddorj	P.Tuul-265839, fax-312798	263538	2012.09.26-2/53	2012.10.25	Regulatory Agency

Reference: Included Ministry-2, Regulatory agency-3, Implementing agency-6.

Appendix E (b). Information of Ministries, Agencies and Government organizations

№	Organization	Executive name	Tel. and fax number	Related officers' names and Tel. numbers	Date of outgoing official documents and fax	Date of incoming response	Ministry	Agency		Gov. org
								regulatory	implementing	
1	Ministry of Environment and Green Development of Mongolia	B.Enkhbat	261968, fax-266171	261966	2012.09.27	2012.10.05	√			
2	Ministry of Foreign Affairs	L.Bold	262135	Oyunbaatar-262230, санхүү-262221	2012.09.28	2012.10.23	√			
3	Ministry of Mining	D.Gankhuyag	263508	Accountant Nyamsuren-265649	2012.09.28	2012.10.16	√			
4	Ministry of Road and Transportation	A.Gansukh	211238, fax-312315	70112333	2012.09.27	2012.10.09	√			
5	Ministry of Economic Development /Foreign Investment Agency/	N.Batbayar	fax-327914	263333	2012.09.27	2012.10.08	√			
6	Embassy of Mongolia in France	Sh.Altangerel	33-1-46-053016		2012.09.27		√			
7	Embassy of Mongolia in China	Ts.Sukhbaatar	001-86-010-6532-5045		2012.09.27		√			
8	Embassy of Mongolia in the United Kingdom	B.Altangerel	44-207-937-1117	44-207-93-70-150	2012.09.27	2012.10.08	√			
9	Embassy of Mongolia in the United States of America	Kh.Bekhat	1-202-298-9227	1-202-333-7117	2012.09.27		√			
10	Embassy of Mongolia in the Republic of Kazakhstan	Kh.Ayurzana	7-7272-5512-78		2012.09.27		√			
11	General Police Department	B.Bilegt	95020258	70112711	2012.09.26	2012.10.18		√		
12	State Professional Inspection Agency	R.Sodkhuu	264786, fax-266088	264786	2012.09.27	2012.10.04		√		
13	Mongolian Agency for Standardization and Metrology	G.Gantumur	99863058	Enkhotgon-262200	2012.09.27	2012.10.03		√		
14	Traffic Police Department	J.Buyant	93021110, fax-70113611	70112711	2012.09.27	2012.10.03		√		
15	Road Department	B.Enkhtur	70112333	261009					√	
16	Auto Transportation Authority	B.Tsengel							√	
17	General Archival Authority	D.Ulziibaatar	261542	Batkhuuyag-264594	2012.09.27				√	
18	Ministry of Environment and Green Development of Mongolia – Policy Implementation Department	Ts.Badrakh	266171		2012.09.28				√	
19	Foreign Citizenship Affairs Agency	D.Murun	70133458		2012.09.27	2012.10.01			√	
20	Administration of Land Affairs, Construction, Geodesy and Cartography	A.Khurelshagai	263676, fax-322683	322683	2012.09.27	2012.10.05			√	
21	Land Authority of Baganuur District	Kh.Khishigbadrakh	70211109	70212450, Inspector- 99019083	2012.09.27	2012.10.02				√
22	Central Laboratory of Environment and Metrology			Acct. Tserendelger-99892741	2012.09.26	2012.09.27				√
23	Information Center for the Environment	S.Khudulmur	Fax-70113611	70112711	2012.09.27	2012.09.28				√
24	20 th khoroo of Bayangol District	S.Zagdjav	70181198	98114020	2012.09.27	2012.10.24				√
25	Land Authority of Bayangol District	D.Ganchimeg	368461	Inspector -99053872	2012.09.26					√
26	Social Insurance Department of Bayangol District	Tsogbaatar			2012.09.27	2012.10.05				√
27	Tax Department of Bayangol District		253268	Uranchimeg-264427, 93095073	2012.09.26	2012.10.10				√
28	Governor of the 4 th khoroo of Bayanzurkh District	D.Batchimeg	96677824	99094778, 91154778	2012.09.27	2012.10.13				√
29	Land Authority of Bayanzurkh District	Enkmanlai	99730256		2012.09.27					√
30	Social Insurance Department of Bayanzurkh District	S.Perenlei	96064647	Gereltsetseg-99238520	2012.09.27					√
31	Tax Department of Bayanzurkh District	D.Gotov	463041	463041	2012.09.27	2012.09.28				√
32	Central Laboratory of Custom	N.Tsolmon	96686433, 351938	Tserenchimed-351975	2012.09.28	2012.10.18				√

Appendix E (b). Information of Ministries, Agencies and Government organizations

№	Organization	Executive name	Tel. and fax number	Related officers' names and Tel. numbers	Date of outgoing official documents and fax	Date of incoming response	Ministry	Agency		Gov. org
								regulatory	implementing	
33	Central Geological Laboratory	B.Batjargal	632979, fax-632944	Unurjargal-632914, 88003067	2012.09.27	2012.10.24				√
34	Zamiin Uud Customs	G.Byambatsogt	Customer service-70527109	0252-454-3347						√
35	Mongolian Post Office	G.Chinzorig	70078918		2012.09.27	2012.10.03				√
36	Mongolian Academy of Sciences	B.Enkhtuvshin	262247		2012.09.27	2012.10.12				√
37	Mongolian National Public Radio and Television	M.Naranbaatar	321614	Accountant Gombo-99083236	2012.09.27	2012.10.12				√
38	Land Authority of Nalaikh District	Sanjmyatav	70233251	70232024, Tsetsegmaa-96648199	2012.09.27					√
39	Capital City Land Authority	J.Batsaikhan	99000178	Khashchuluun-99895001	2012.09.27	2012.10.08				√
40	Governor of Capital City and Mayor Administration Office of Ulaanbaatar City	E.Batuul	327199		2012.09.27	2012.10.04				√
41	Capital City Tax Department	S.Enkhbaatar	312208	310635	2012.09.27	2012.10.04				√
42	Investment Department of Capital City	S.Ochirbat	98116101	Accountant Altangerel-98099099	2012.09.27	2012.10.23				√
43	State Court Services	D.Ganbat	99983939		2012.09.27	2012.10.12				√
44	Land Authority of Sukhbaatar District	J.Batsaikhan	313567, fax-313567	310762	2012.09.27	2012.10.02				√
45	Governor Administratin of Sukhbaatar District	B.Bayarmagnai	329620, факс-321201	Oyungerel-321611	2012.09.27	2012.10.05				√
46	Social Insurance Department of Sukhbaatar District	R.Narantsetseg	93093358		2012.09.27	2012.10.14				√
47	Tax Department of Sukhbaatar District	D.Zandanbat	70112092		2012.09.27	2012.10.13				√
48	Labor and Social Welfare Agency of Sukhbaatar District	D.Songokhbayar	99038531	70113308, 350577	2012.09.27	2012.10.03				√
49	Land Authority of Songino-Khairkhan District	E.Bolorchuluun	636558	632831	2012.09.27	2012.10.24				√
50	Tax Department of Songino-Khairkhan District	A.Ariungerel	70176469	Narantuya-632430	2012.09.27	2012.10.05				√
51	Medical Authority of Songino-Khairkhan District			Gerelt-Od-99150268	2012.09.28	2012.10.06				√
52	General Authority for State Registration	Ts.Purevdorj	320502, 320907	70131014	2012.09.27	2012.10.04				√
53	Academic Theatre of Drama	D.Tserensambu	70118184	99097432	2012.09.27	2012.10.25				√
54	Mining Rescue Service	Ts.Janchiv	Fax-70232380	Secretary-89060801	2012.10.08	2012.10.11				√
55	Land Authority of Khan-Uul District	L.Otgonbaatar	344927	341997	2012.09.27					√
56	Tax Department of Khan-Uul District	D.Batkhuuyag	341767, fax-341617	finance-341806	2012.09.27	2012.09.28				√
57	Mongolian Stock Exchange	Kh.Altai	99721499	Enkhbold-99135010	2012.10.08	2012.10.23				√
58	State Nursery Centre	J.Duger	95888599	70151505,70151500, Director-99186106	2012.09.27	2012.10.19				√
59	Land Authority of Chingeltei District	Ch.Ochir	321224, fax-319857	310016, 318065	2012.09.26	2012.10.03				√
60	Tax Department of Chingeltei District	Ganbold	321233	Enkh-Otgon	2012.09.26	2012.10.12				√
61	Energy Regulatory Commission of Mongolia	T.Tserenpurev		Accountant Munkhbold-99058358, Advisor-320126,312313	2012.09.27	2012.10.25				√
	Total						10	4	6	41

Appendix F. Information of Local administrations

№	Aimags	Fax number	Governor		Related Officers' Tel.number	Date of Out-going Fax	Date of In-coming Response	Soum
			Name	Cell number				
1	Arkhangai	70333231	Yo.Baatarbileg		Income specialist Munkhjargal-99856403	2012.09.26	2012.10.12	4
2	Bayan-Ulgii	70422622	S.Khaval		Mining specialist Ariuntsetseg-99425600	2012.09.26	2012.10.02	5
3	Bayankhongor	70443206	D.Amarsanaa		Development Division, Specialist Enkhbayar-88111709	2012.09.26	2012.10.01	10
4	Bulgan	70342250	M.Oyunbat		99349667	2012.09.26	2012.10.08	8
5	Gobi-Altai	70483360	Sh.Amgalanbayar		Specialist of Finance and Treasury Fund Jargalsaikhan-99091511, Lkhagvadulam-99126436	2012.09.26	2012.10.09	14
6	Gobisumber	70543536	L.Otgonjargal		Finance and Public Treasury Specialist Enkherdene-99024296	2012.09.26	2012.10.04	3
7	Darkhan-Uul	70373675	G.Erdenebat		Documentation Officer-70377121, -99245211, 70373748	2012.09.26	2012.10.24	3
8	Dornogobi	70523036, 70522330	P.Ganhuyag	99115163	Finance and Treasury Fund Specialist Sodkhuu-98855662	2012.09.26	2012.10.25	16
9	Dornod	70584608	Ts.Janlav		Finance and Treasury Fund Specialist Ariunzul-93013440,70583446	2012.09.26	2012.10.10	12
10	Dundgobi	70592895	D.Chandmani	99132604	Specialist Munkhzul-70593075, Ochirbat-99244288	2012.09.26	2012.10.31	7
11	Zavkhan	70462550	Ch.Demchigsuren		Finance and Treasury Fund Specialist Amarzaya-70463059	2012.09.26	2012.10.26	8
12	Orkhon	70352621	B.Delgerbayar		Finance and Treasury Fund Specialist Naran-98215874	2012.09.26	2012.10.26	1
13	Uvurkhangai	70322376	D.Togtokhsuren	99113454	Finance and Treasury Fund Specialist Myagmar-99009170	2012.09.26	2012.10.10	9
14	Umnugobi	70532111	B.Badraa	99105515	Department of Finance and Treasury Fund, Director Narantuya-70533243,99091894, specialist Boloroo-88088305, 70533399	2012.09.26	2012.11.01	14
15	Sukhbaatar	70518232	J.Batsuuri	99119032	Finance and Treasury Fund Specialist Ariunjargal-70518272,99519500	2012.09.26	2012.10.26	13
16	Selenge	70362139	S.Burenbat		70363844	2012.09.26	2012.10.25	14
17	Tuv		Ts.Enkhbat	99113977	Finance and Treasury Fund Specialist Byambatsogt-99013955	2012.09.26	2012.10.10	15
18	Uvs	70452315	E.Tsaschikher	99118611	Finance and Treasury Fund Specialist Ganbold-99459405	2012.09.26	2012.10.25	13
19	Khovd	70432022, 70433601	G.Nyamdavaa	99431201	Department of Finance and Treasury Fund, Director Surenjav-99432131, specialist Altanhuyag-99024176	2012.09.26	2012.10.26	10
20	Khuvsgul	70382216	L.Tserenjav	138221112	Treasury Fund accountant Munkhtuya-99382220,70383591	2012.09.26	2012.10.04	7
21	Khentii	70562151	Ch.Erdenebaatar	99117549	99059184	2012.09.26	2012.10.08	12
	Total							198

Appendix G. Information of companies

№	Company name	Registration.No	Fax /Office number/	Company					Activity			Location of mine
				Director's name	Tel number	Accountant name	Tel number	Address	Mining	Exploration		
										Exploration	Kind of mineral resources	
1	Avdar bayan LLC	2040239	324178	Gankhuyag.Ts	99115678	Enkhtuya.N	99838712	Building of ZB, Khar Khorum, 3th khoroo, Chingeltei District, UB /postbox UB-26, Pobox-45/	gold			Zaamar soum, Tuv aimag
2	Agm Mining LLC	5176727	344982			Odbayar	88006619	SUITE #411, 4 th Floor, "Gutal Office" Building, Chinggis Avenue, Khan-Uul district.		exploration	gold	Gurvantes soum, Umnugovi aimag
3	Adil Och LLC	2707969	321450, 70131450	Adilbish.G	99096731	Oyunjargal, Enkhsuvd.D	99041351	92, Building 9, 12th khoroo, Songino khairkhan District, UB	fluoride			Ulziit soum, Dundgovi aimag
4	Aduunchuluun LLC	2011239	5002139, 0158222125	Shatar.B	99582296, 0158222125	Enkhbaatar.B, a general accountant, Tengis.B.	88016560	Minig Industry, 8th team, Kherlen soum, DorNod aimag	coal			Bayantumen soum, DorNod aimag
5	Asia Gold Mongolia LLC	2678179	328816, fax: 323486	Reachard Gosse	9112237, 328816	Tserenpurev.B, a general acc., Gantumur.B, a accountant	99080704,	Shuren LLC, 2nd floor, 10, Olympic street, 1th khoroo, SBD, UB		exploration		Umnugovi aimag
6	Aivuun Tes LLC	5093902	70113594	Enkhtsog.D	99089568		99079524	Refiners LLC, Namnansuren street, Sain Noyon khan	Gold		gold	Gutain Mine, Bat-shireet soum, Khentii aimag
7	Altai Khangai burd LLC	5029953	318306	Bataa.L	99119203	Byambatsetseg	98992404	1th khoroo, CHD, UB	Gold		Gold	Umnudelger soum, Khentii aimag
8	Altain Khuder LLC	5095549	324830, 327991, 324930	Batdorj.G	99051368, 324930	Usukhbayr.G, Munkhzul.B	324930	12, Tengeriin tsag LLC, Olympic street, 1th khoroo, SBD, UB	iron	exploration		Tseel soum, Govi Altai aimag
9	Altan Dornod Mongol LLC	2112868		Paushok S.V.		Uranchimeg	99089385	3 rd Floor, Tushig Centre, Apt. No.7, 8 th Khoroo, Bayangol dist.	gold	exploration		Zaamar soum, Tuv
10	Alshaakhairkhan LLC	2869594	70128880	Feinchun	99905713	Uyanga	95900993	802, Max Tower, Constructors square, 4th khoroo, CHD, UB		exploration		Umnugovi aimag
11	Andiin Ilch LLC	5051118	70118048	Jhu Bao Lyang		Zembe.Z	99804571	107 East Garden Office, 4th khoroo, CHD, UB	coal			Erdenetsagaan soum, Sukhbaatar aimag
12	Andiin Temuulel LLC	5205581		Byambarentsen.N	99117409, 88117404	Jargalsaikhan.J	95097474	Platinum Building, 4th khoroo, BGD, UB	gold	exploration		Bayan Ovoo soum, Bayankhongor
13	Ankhai International LLC	2863847	461757	Lhi Jin Zung	99110398	Pilmaa.Kh, gen.acc	99044442	AOS-24b, 14th khoroo, BZD, UB	iron			Bayanjargalan soum, Tuv aimag
14	AUM LLC	5056721	70171143, 70181143	A.Gantulga	99110043	L.Enkhsaikhan	99930782	"Old Check" Building, 5 th Khoroo, 10 th Khoroolol, Bayangol district	gold			Uyanga soum, Uvurkhangai aimag
15	Baganuur JSC	2006572	70210230, 70213130	Mergenbat.N	99110198, 70210114	Erdenee.P, a general accountant	99177071	Factory builing, 3rd khoroo, BGD, UB. Postcode-219	coal			Baganuur District
16	Batu mining Mongolia LLC	2786826				Nadmid	99087866			exploration		Sukhbaatar, Khentii
17	Bayajmal Alt LLC	2861429	96669365			Gantumur	96669365	Songinokhairkhan District, UB	gold	exploration		Bayanogoo soum, Bayankhongor aimag

Appendix G. Information of companies

№	Company name	Registration.No	Fax /Office number/	Company					Activity			Location of mine
				Director's name	Tel number	Accountant name	Tel number	Address	Mining	Exploration		
										Exploration	Kind of mineral resources	
18	Bayalag ord LLC	2007126	811173	Chuluun-baatar.D	99099859	Ganbolor	tell number	Four Season garden, 15th khoroo, KhanUul district, Nomgon soum, Bayankhongor aimag	coal			Galuut soum, Bayankhongor aimag
19	Bayan Airag Exploration LLC	2708701	77116100	William Tomas Colvin	88113012	Amarjargal.B, Bukhbaatar, general accountant	88111026, 99108905	Central Tower, 8-th Khoroo, Peace Avenue, SBD, UB		exploration	gold, copper	Durvuljin soum, Zavkhan aimag
20	Bayan Erch LLC	5023998	70111587, 70111586	HAO XI		Khandmaa.P	94125577, 99944624	301,Max Tower, CHD, UB		exploration	molybdenum concentrate	Erdenetsagaan soum, Sukhbaatar aimag
21	Bayantegsh impex LLC	2609436	330525	Mendsaikhan.P	98112191	Erdenebileg.D	99082837	18-1, Arvit, Bagatoiruu,	fluoride			Darkhan soum, Khentii aimag
22	Bayanteeg LLC	2014491		Myagmar.D	93077676	Tungaa	98200877	2nd team, Nariin teel Soum, Uvurkhangia aimag	coal			Nariinteel soum, Uvurkhangai aimag
23	Belgravia mining LLC	5189616		Tsendsuren.B	99091811	Suvd-Erdene	99200100	48-14, seoul stret, , 4th khoroo, SBD, UB		exploration		Delger soum, Govialtai aimag
24	Big Mogul Coal and Energy LLC	5369223		Erdenebileg.J	99098423	Munkh-bolor	99056361	Fifth floor, Landmark Tower, SBD, UB	coal			Bayanjargalan soum, Tuv aimag
25	Bold Tumur Yruu Gol LLC	2855119	329360, 318088	B.Delgersaikhan	99112838	Ch. Oyungerel	99081199	Baruun Selber Street-20, 5 th Khoroo, Chingeltei district, Ulaanbaatar-210646,BOX-917	iron ore	exploration		Yeruu soum, Selenge aimag
26	Bold Fo Ar Da LLC	5095638	70110088	Naranzaya.B	99197058	Erdenechimeg	99094748	Khanuul, Dalanzadgad soum, Umnugovi aimag	coal		coal	Khurmen soum, Umnugovi aimag
27	Boroo Gold LLC	2094533	317798, fax: 316100	Assistant director CH.Anarsuren	99110913, 317798-1015	Bolormaa		Sukhbaatar street, 1st khoroo, CHD, UB	gold	exploration		Bayangol soum, Selenge aimag
28	Broad LLC	5024323	75753302	Batbaatar.B	99085676	Munkh-bolor	99056361	Fifth floor, Landmark Tower, SBD, UB	coal		coal	Tsogttsetsii soum, Umnugovi aimag
29	Bud-Invest LLC	2100754	313783, fax: 313783	Bat.B		Oyuntsetseg	96654013		gold			Zaamar soum, Tuv aimag
30	Bulgan Gangat LLC	5091462	323251, 322885	D.Baatar	99112497	S.Purevdulam	99257779	Suite#406, Building of Council of Federation for Trade Union, 1 st Khoroo, Chingeltei district,	gold			Zaamar soum, Tuv aimag
31	Buman olz LLC	5108799		Tsogtgerel.G	88100777	Bayarjargal	88116788	Building 14, Microdistrict 13, Bayanzurkh district, UB	Coal		coal	Khuutii mine, Matad soum, Umnugovi aimag
32	Bumbat Resources LLC	5193443	330829	Enkhbayar.L	99113649	Otgonzul	99075757	9th floor, Jiguur Grand Office, 2th khoroo, SBD, UB		exploration		Govialtai, Bayankhongor, Arkhangai aimag
33	Bumbat LLC	2075652		Paushok		Uranchimeg	99089385	3 rd Floor, Tushig Centre, Apt. No.7, 8 th Khoroo, Bayangol district	gold	exploration		Zaamar soum, Tuv aimag
34	Buurgent LLC	2019205	318702, fax: 311747	Bayanjargal.Ts	99117402, 318702			44A, Bagatoiruu, 3rd khoroo, SBD, UB. Pobox MSHK 20A branch	gold			Bayangol soum, Selenge aimag

Appendix G. Information of companies

№	Company name	Registration.No	Fax /Office number/	Company					Activity			Location of mine
				Director's name	Tel number	Accountant name	Tel number	Address	Mining	Exploration		
										Exploration	Kind of mineral resources	
35	Berkh Resources LLC	5210402			70110599	Ankhtuya	99054697	Suite#82, Grand Office		exploration		Khentii, DorNogovi, Sukhbaatar aimag
36	Berkh-Uul LLC	2643928	75859505	Mendsaikhan.B	99092755	Lkhagvajav, Azzaya	99079157, 99073897	7th team, Berh, BatNorov soum, Khentii aimag	coal			Norovlin, Murun soum, Khentii aimag
37	Beren Group LLC	2063182	55151715, 70071777	Batbayar.Ts	99112631	Boldmaa	70073777	Building 50, Chingis avenue, 15th khoroo, Khan Uul District, UB	iron ore	exploration		Tuvshruuleh soum, Arkhangai aimag
38	Beren Mining LLC	2886219	70071777, 55151715	Munkhdalai.B	99112631	Munkhtaivan	99102393	Building 50, Chingis avenue, 15th khoroo, Khan Uul District, UB. Pobox UB36-278		exploration	iron ore	Orkhon, Gurvanbulag soum, Bulgan aimag
39	Western Prospector Mongolia LLC	2834812	327391	Ma Shin Li		Burmaa	99095025	9 th Floor, Metro Mall Office		exploration	uranium	Dashbalbar soum, DorNod aimag
40	Gatsuurt LLC	2054701	631711, 633357,	L. Chinbat		Bayartugs	99091145	Dund Gol Street, Bayangol district	gold			Mandal, Tunkhel soum, Selenge aimag
41	GBNB LLC	2615797	631711	Naranchimeg.N	99115497	Gansukh	99253605	Building Gatsuurt LLC	Gold		Gold	Baruun zakhtsag, Buregkhangai soum, Bulgan aimag
42	Geomin LLC	2866773	70181339	D.Baterdenet	99113613	Bolorchuluun	99073056	Ikh Sarguuli Stree-8, 6 th Khoroo, Sukhbaatar district		exploration		Bayanulgii, Dor-Nogovi aimag
43	Gobi consolidated LLC	5426952	330829	Uranbileg.D	99119703	Amarbayagan	88021986	8th floor, Jiguur Grand, 2nd khoroo, SBD, UB		exploration		Chandmani soum, Govialtai aimag
44	Gobi Coal and Energy LLC	2862468	330829	Uranbileg.D	99119703	Amarbayagan	88021986	8th floor, Jiguur Grand, 2nd khoroo, SBD, UB	coal		coal	Chandmani soum, Govialtai aimag
45	Gobi Energy Partners LLC	5301467	70107057	Stefan Weber	94946487	Oyunjargal	99994921			exploration	petroleum	Zuunbayan soum, DorNogovi aimag
46	Gobi Exploration LLC	2785129	70125599	Gandush.D	99114791	Bolormaa	99041295	Chinggiss Avenue-281, 3 rd Khoroo, Khan-Uul district,		exploration		Khuvsgul, Selenge, Govialtai, Sukhbaatar aimag
47	Golden gobi mining LLC	5340624	321914	T.Lkhagvadorj		Usukhbayar J.				exploration		Sukhbaatar, Umnugovi aimag
48	Golden Cross LLC	5200881	354077	Lhagva.Ch	99106628	Enkhmaa.B	99050524	Building Arizona Plaza LLC, 2nd khoroo, BGD, UB		exploration		Uvs, Zavkhan aimag
49	Golden Sea Petroleum LLC	5117291	345077, 345206	Huan Jhi chen	99106628		99055468	Building Altangarid LLC, Micro-district 11, Khan Uul District, UB		exploration	petroleum	Urguu soum, Dor-Nogovi aimag
50	Gunbileg gold LLC	5026628	70121315			Dolgorsuren	88066139	Suite#703,Grand Plaza Office,		exploration	coal	Gurvantes soum, Umnugovi aimag
51	Gunbileg trade LLC	2086166	460915			Dolgorsuren	88066139	Suite#703,Grand Plaza Office,	gold			Sergelen soum, Tuv aimag
52	Gurvan zam LLC	5215757		B.Khaliun	99902000	Khandjamts.D	99063366			exploration		Tuv aimag
53	Gurvan tuhom LLC	2765853		L.Eviikhuu		E.Myadagsuren	91919683	Door#1, Apt.No.47,4 th Khoroo, Bayangol district,		exploration	gold	Selenge, Tuv aimag
54	Dadizi Yuan LLC	5179173	70119986	Bayarmagnai	88101088	Narantsetseg.G	98079998	405, Rokmon Office centre, UB	gold	exploration		Khongor, Shariin gol soum, Darkhan aimag

Appendix G. Information of companies

№	Company name	Registration.No	Fax /Office number/	Company					Activity			Location of mine
				Director's name	Tel number	Accountant name	Tel number	Address	Mining	Exploration		
										Exploration	Kind of mineral resources	
55	Datsan Trade LLC	2061848	326025, 310897	Tsenguun.B	99085690, 310897	Dolgorsuren, a general accountant	99099960	3b Corpus, Migma centre, 8th khoroo, SBD, UB	gold	exploration		Norovlin, Khentii aimag
56	Dong Shen Petroleum LLC	2766337	330766	Sun Khuan Chu	327221, 99110788	Tsolmon	330766, 99759155	East of Korean Embassy, 1 st Khoroo, Sukhbaatar district	petroleum			Zuunbayan soum, DorNogovi aimag
57	Dorniin khuder LLC	5197201	55152252	Altangerel.M	99118928	Khaliun.S	99117646, 98118928	8-11-3, 3rd khoroo, BGD, UB	iron ore	exploration		Bulgan, Matad soum, DorNod aimag
58	Dun-Erdene LLC	2010933	99858888	L.Lkhagvasuren	99194146	A.Munkhtsetseg	99195568	2 nd Bag, Bayannuur soum, Dornod aimag	gold	exploration		Bayandun soum, DorNod aimag
59	Dun Yuan LLC	2724146	636226	Jan Chin U	99117266		99252783, 99303141	20th khoroo, BGD, UB	lead			Nomgon soum, Umnugovi aimag
60	Delger Orchlun LLC	2736578		Tseden	88101900		89950069	"Seruuleg" Newspaper building, 15 th Khoroolol.		exploration		Shariin gol soum, Darkhan aimag
61	Jump-Alt LLC	5738191			320691, 313185	Bulgankhangai	99009946	Gurvan Gal Office, Sukhbaatar district	gold			Bayandun soum, DorNod aimag
62	JKMK LLC	5041589	70116604, 70126604	Kim Son Ug	70116604, 70126604	Enkhtuya.L, a general accountant	99192553	301, Azmon Centre, 1st khoroo, SBD, UB	gold	exploration	gold	Zaamar soum, Tuv aimag
63	GEM international LLC	2612046	345530	B.Otgongerel	98110999	Nasanbuyan	99068828	Chingiss Avenue, 3 rd Khoroo, Khan-Uul district		exploration	fluoride	Choibalsan soum, DorNod aimag
64	GLDV LLC	5028787	324218	Batbileg.Ts	99103179	Byambasuren.U	99138752	302b, Ochir Centre AR Office, 1st khoroo, SBD, UB	coal	exploration		Dalan's Mine, Dalan-jargalan soum, DorNogovi aimag
65	G and U Gold LLC	2675471	350966	Chintumur.G	99111360	Bolormaa.D	99089860	University street, Sixth khoroo, SB, UB	gold			Gurvantes soum, Bayankhongor aimag
66	GSB mining LLC	5439574		Batsaikhan	91114985	Ganbold	91913069, 341041	West side of Bogd Museum, Khan-Uul district,		exploration	gold	Gurvantes soum, Bayankhongor aimag
67	Jinghua Ord LLC	5002486	688621	Tsen Jing Tsan	96050480	Zhing shizeng	911128788, 96050480	68-02, Building 13, Microdistrict 10, 15th khoroo, BGD, UB	iron			Darkhan soum, Khentii aimag
68	Jotoin bajuuna LLC	5089417		Sergelen.L	99011649	Gantuya	99144039	Gorki's 23th street, 21th khoroo, BGD, UB	gold			Zaamar soum, Tuv aimag
69	Zanadumetals mongolia LLC	5168201	50110211, 70120211	Ganbayar.L	99119211	Batkhuyg.J	88113939	Building Zanadu Mines LLC, 2nd khoroo, BZD, UB		exploration		DorNod, DorNogovi aimag
70	Zaraya holdings LLC	5077834	70110113/70110114	Enkhjargal.D		Narmandakh.G	99997191	801, Grand Office Centre, 2nd khoroo, SBD, UB		exploration		DorNod aimag
71	ZBAA LLC	5091098		Wang Qiang	99990068	Uuganbayr.D	88092907	4-39, 1st khoroo, CHD, UB		exploration		Tsengel soum, Bayanulgi aimag. Ongon soum, Sukhbaatar aimag. Manlai soum Umnugovi aimag. Bulgan soum, khovd aimag.

Appendix G. Information of companies

№	Company name	Registration.No	Fax /Office number/	Company					Activity			Location of mine
				Director's name	Tel number	Accountant name	Tel number	Address	Mining	Exploration		
										Exploration	Kind of mineral resources	
72	Zon Xen U Tian LLC	5098297	77229898/77229898	Jan Jhi huang	99992588	Otgonjargal	88008218	302, Unite centre, 8th khoroo, SBD, UB		exploration	petroleum	Khanbogd soum, Umnugovi aimag
73	Zhu Yu E LLC	5016665	70138019	Luo Yu Tsin	99019271	Byambaa.Ch	99103310, 99158595	Zamchdiin-5, Teeverchdiin street	iron			Darkhan soum, Khentii aimag
74	Zuunmod Uul LLC	5135958	310705	Erken.M	99104545	Nurjanar.Sh	99277034	1002, Bodi Tower	gold			Mandal, Selenge aimag
75	Ilt Gold LLC	5073189	354054	Baigalmaa.B	99110900	Munkhchimeg	88861978, 99064895	Iltiin am, Erdene bag, Bayanchandmani soum, Tuv aimag	gold			Zaamar soum, Tuv aimag
76	Ikh Mongol Mining LLC	5014131	681450	Bathuyag.T		Tserendorlgor	99040388	5th floor, Azmon Centre, 1th khoroo, SBD, UB		exploration		Umnugovi, Dundgovi, Bayanul-gii, Khovd aimag
77	Ikh Khan Uul LLC	2732726	320005	Munkhochir.B	99110288	Uranbileg.Ch	99109841	Building Ikh Urguu LLC, Fifth khoroo, SBD, UB	gold	exploration		Nariinteel soum, Uvurkhangai aimag
78	Kazmon contact LLC	5041538	70124110	Alexander	99757175	Ganchimeg, Munkhsoyol	91662098, 99098258	Suite#908, Grand Plaza, 2 nd Khoroo, Bayangol district		exploration		BayanUlgii, Sukhbaatar, Khentii aimag
79	Camex LLC	5078253	70110140	Bayarbaatar		Zayajargal.J, Nomin	99019222, 70110140	5th floor, Landmark tower, 1th khoroo, SBD, UB		exploration		Tuv, Dundgovi aimag
80	Cupcorp Mongolia LLC	5077982	321799/331099	Amarzul.T	99092327	Solongo	99099212	Building NIK LLC, 8th khoroo, SBD, UB		exploration	petroleum	Bogd, Jinst, Baatsagaan, Bayantsagaan, Buutsagaan soum, Bayankhongor aimag. Guchin us, Tugrug, Bayangol soum, Uvurkhangai aimag. SaikhaNovoo soum Dundgovi aimag. Mandalovoo soum, Umnugovi aimag.
81	Cascade mining LLC	5463599	316459	Pan Jin Won	99991237	Dashdulam.B	88117701, 99058805	Behind of Pyramid Centre, Olympic street, 7th khoroo, SBD, UB		exploration	iron	Sukhbaatar soum, Sukhbaatar aimag
82	Coge gogi LLC	2078449	329037/323400	Tuery plezan	70110675	Gantuya	95092040	11th Floor, Express Tower, Enkhtaivan Avenue, CHD, UB		exploration	uranium	Ulaanbadrakh soum, DorNogovi aimag
83	Commod LLC	2685841	325662/330088	Batzorig.Ch	99114201	Nansalmaa.J	91998688	62 Bagatoiruu, 8th khoroo, SBD, UB	fluoride	exploration		Erdene soum, DorNogovi aimag
84	QGX Mongol LLC	2706865	77330313/330312	Bayrbahdal6M		Ariunaa	99069828	7th floor, Central Tower, Sukhbaatar square, SBD, UB		exploration		Sukhbaatar aimag
85	KVP LLC	2889668	21254346	E Du San	99995531	Zolzaya.N	99994431	62 Narnii zam, 4th khoroo, BGD, UB		exploration	gold	Shariin gol soum, Darkhan aimag
86	Lon Shenda LLC	5312213	70132088/70132088	Gae Keichin	99658888	Enkhsaikhan	94980072	Enkhtaivan Avenue, 1th khoroo, SBD, UB		exploration		Bugat soum, Govialtai aimag
87	Lut chuluu LLC	5396662	70110341	Jing Jen Shin				Building Mandakh Invest LLC, Khan Uul District, UB	iron			Darkhan soum, Khentii aimag
88	MCS Petro Mongolia LLC	5426383	77212625	Khulan.O		Erdenetungalag	88114483, 70212625	1Sixth Floor, Central Tower		exploration	petroleum	Noyon, Gurvantes, Bayandalai soum,

Appendix G. Information of companies

№	Company name	Registration.No	Fax /Office number/	Company					Activity			Location of mine
				Director's name	Tel number	Accountant name	Tel number	Address	Mining	Exploration		
										Exploration	Kind of mineral resources	
												Uvurkhangai aimag
89	Magnai trade LLC	2082489	78001010							exploration	petroleum	DorNod aimag
90	Marco Polo LLC	2069792			88116567				gold	exploration		Biger soum, Govialtai aimag
91	MGMK LLC	5211646	70124110	Soloviev A.S	99757175	Ganchimeg.S	314110	Rokmon building, 2nd khoroo, BGD, UB	iron			Dalanjargalan soum, DorNogovi aimag
92	MEC LLC	2579634	329963	Ganbold.A		Munkhtur.N	99085358	Chingis Avenue, 2nd khoroo, Khan Uul District, UB	элс хайрга			Bayandelger soum, Tuv aimag
93	MoEnKho LLC	5141583		James Doland	99063916	Otgontsengel	99015621	11 th Floor, Central Tower, Sukhbaatar district,	coal	exploration	coal	Darvi soum, Khovd aimag
94	Mongoin GoI LLC	2034859	636003/636003	Khashbat.B	99382319, 94948400	Shinetsseg.L	94948402	7th Burkheer, Tsetserleg soum, Khuvsgul aimag	coal	exploration	coal	Tsetserleg soum, Khuvsgul aimag
95	Mon Ajnai LLC	2067544		Ts.Daramsuren	99111147	Ts.Daramsuren	99114713	Apt No.20-b, Sukhbaatar district	coal	exploration	coal	Burentogtokh soum, Khuvsgul aimag
96	Mondulaan trade LLC	2554518	310089/310089	Lhamsuren.Sh		Erdenechimeg	99117430	506, rokmon Building, 2nd khoroo, BGD, UB	gold	exploration	gold	Zaamar soum, Tuv aimag
97	Mon laa	2045931	70100000	Enkhsaikhan.Kh	70100000			MUETZ building, 1th khoroo, CHD, UB	iron	exploration		Khatanbulag soum, DorNogovi aimag
98	Mon Polimet LLC	2029278	311633/312108	Garamjav.Ts	monpolymet@mongol.net	Baybayar	312108	Olympic street, SBD, UB	gold			Zaamar soum, Tuv aimag. Buregkhangai soum, Bulgan aimag.
99	Mongol Alt Mak LLC	2095025	458075/455785	Nyamtaishir.B	Mak@mngold.mn	Bilegsaikhan	99091017	Building14, Microdistrict 13, BDZ, UB	coal	exploration	coal	Dalanjargalan soum, DorNogovi aimag. Gurvantes soum, Umnugovi aimag
100	Mongol Altai Resources LLC	5476372		S.Davaadorj	99907064	Byambasuren	99104393	2 nd Floor, Midtown Office, Olympic Street-8		exploration		Altai, Buyant, Sagsai, Ulaanhus soum, Bayanulgi aimag.
101	Mongol Gazar LLC	2027615	681440 , 681877,681450, fax:681226	Myanganbayar	99995571	Tuvshinjargal	99083323	Building of "Ikh uusel" LLC, 20 th Khoroo, Bayangol, Ulaanbaatar-21, BOX-264		exploration	gold	Tsenher soum, Arkhangai aimag
102	Mongol metal mining LLC	5239168		Ts.Batsaikhan	99118743	Ts.Javkhlan	91914532	"Sor"LLC Building, 2 nd Khoroo, Khan-Uul district	iron			Buregkhangai soum, Bulgan aimag
103	Mongol Uranium Resource LLC	5150884		Buren-Erdene.Kh		Munkhtuya.A	88023344	403, 4th floor, Tushig Department Store		exploration	iron	Buregkhangai soum, Bulgan aimag
104	Mongol Tsamkhag LLC	2848317	681440	Myanganbayar	99995571	Tuvshinjargal	99083323	Building of "Ikh uusel" LLC, 20 th Khoroo, Bayangol, Ulaanbaatar-21, BOX-264		exploration		Umnugovi, Khovd, Khuvsgul, sukhaataar aimag

Appendix G. Information of companies

№	Company name	Registration.No	Fax /Office number/	Company					Activity			Location of mine
				Director's name	Tel number	Accountant name	Tel number	Address	Mining	Exploration		
										Exploration	Kind of mineral resources	
105	Mongol-Alt LLC	2024101	451805	J.Munkhtur				Altan Urguu Complex		exploration		Zavkhan, Dor-Nogovi, DorNod, Govialtai, Umnugovi, Tuv aimag
106	Monbolgargeo LLC	2550245	631998/631998	Purevgyal.L	99118021	Khurelbaatar	99058311	Microdistrict 21, 19th khoroo, SKHD, UB	gold			Galuuat soum, Bayankhongor aimag
107	Mongoljuanli LLC	5051304	456664	Chen Son Yon	95002983			17, building 10, 18th khoroo, BZD, UB	fluoride			Tumentsogt soum, sukhbaatar aimag
108	Mongolrustsevetmet LLC	2550466	458072/458590	Erdene.O	99114210	Nominzul	450060-116	Enkhtaivan Avenue, Altanulgii building, 22th khoroo, BZD, UB	fluoride	exploration		Urgun soum, Dor-Nogovi aimag. Borundur, darkhan soum, Khentii aimag. Bayanjargalan soum, Dundgovi aimag.
109	Mongol Rud prom LLC	2825627	70119742/70119743	Tellinskii	99096355, 99086355	Batdoljin	99067485, 91996229	40 th Myangat, 1 st Khoroo, Chingeltei district	fluoride	exploration		Altai, Buyant, Sagsai, Ulaanhus soum, Bayanulgii aimag.
110	Mongol Czech Metal LLC	5051134		Dalai	70149001	Pushkin	99115351	19 th Khoroo, Songinokhairkhan district, BOX-37/115	fluoride			Bayantsagaan soum, Tuv aimag.
111	Munkh Noyn suvarga LLC	5314577		Lkhagvadorj.T	99119319			101, Ambassador Office, 1th khoroo, SBD, UB	coal	exploration	coal	BayaNovoo soum, Umnugovi aimag
112	Northwind LLC	5003539	321600/321600	Huang Sunxing	99101207	Enkhtuya	99046226, 98046226	Chingeltei avenue, 1th khoroo, SBD, UB	fluoride			Bichigt's Mine, Galshar soum, Khentii aimag
113	Ododgold LLC	5180252	321906/313265	Orgilmaa.Z, Batbaatar.Z	99271061, 99096222	Battulga	99010141	98, Moskva street, Factory's right zone, 1th khoroo, SBD, UB	gold			Bumbugur soum, Bayankhongor aimag
114	Olova LLC	2782944		Batbayar.D	99011493	Enkh-Uyanga.G		302, Tuushin Hotel, 8th khoroo, SBD, UB		exploration	titania	Erdene soum, Dor-Nogovi aimag
115	Olon Ovoot Gold LLC	5099005		Altan.G	99110290			9th Floor, Tusgaar togtNoliin Ordon, Sixth khoroo, SBD, UB	gold	exploration	gold	Mandalovoo soum, Umnugovi aimag
116	ONTRE LLC	2705133	319426/318562	Munkhtulga.B	99114230	Baasandulam	99102738	Jamiyan Gun's stret, 1th khoroo, SBD, UB		exploration	gold, copper	Khanbogd soum, Umnugovi aimag
117	Orchlion Ord LLC	5152054		Natsagdorj.N		Davaasuren S.	91108788	13th khoroo, BZD, UB		exploration		DorNogovi, Khentii, Zavkhan aimag
118	Ochir Undraa LLC	2659603			324248	Oyunbileg	99069799			exploration	gold	Shariin gol soum, Darkhan aimag
119	Oyu Tolgoi LLC	2657457		Cameron Mak Ray		Badamkhand	99118322	11 th Floor, Monnis Tower		exploration	gold, copper	Khanbogd soum, Umnugovi aimag
120	Oyut Ulaan LLC	2678187		Gandigara	99082026			Shuren LLC, 2nd floor, 8, Olympic street, 1th khoroo, SBD, UB		exploration	gold, copper	Tsogttsetsii soum, Umnugovi aimag
121	Urmon Uul LLC	2617749	70130099	Oyubileg.D	99115391	Odmaa.P	95011244	1103, Grand Plaza Office, 2th khoroo, BGD, UB	gold			Buregkhangai soum, Bulgan aimag
122	OGCHL LLC	5198429		Otgontsengel	99015261	Kherlen.B	70110569	11th Floor, Central Tower. UB		exploration	gold, copper	Altai soum, Govialtai aimag

Appendix G. Information of companies

№	Company name	Registration.No	Fax /Office number/	Company					Activity			Location of mine
				Director's name	Tel number	Accountant name	Tel number	Address	Mining	Exploration		
										Exploration	Kind of mineral resources	
123	Peninsula mining LLC	5149703	70115517	Burendalai.Kh	70115517	Natsagnyam	88956225, 96011926	304, Samii titem building, 1th khoroo, SBD, UB		exploration	gold	Bayangol soum, Selenge aimag
124	Petro Matad LLC	2867095	321799/331099	Amarzul.T	99092327	Solongo	99099212	NIK LLC building, 8th khoroo, SBD, UB		exploration	petroleum	Matad soum, Dor-Nod aimag. Erdenetsagaan soum, Sukhbaatar aimag.
125	Petrocoal LLC	5155827		Norovsambuu.B	77208563			304, 15a/5 building, Enkhtaivan Avenue, 1th khoroo, SBD, UB	coal	exploration	coal	Bayan soum, Tuv aimag
126	Petrochina Dachin Tamsag LLC	2075385				Bolormaa	99104448	Apt No.14, Doligjav street	petroleum			DorNod aimag
127	Peabody winsway resources LLC	5170672	70141458/328907	Baatar.B		Nyambayr	99085425	13th floor, Monnis Tower, Chingis avenue, 1th khoroo, SBD, UB		exploration	coal	DorNogovi, Uvs, Tuv aimag
128	Redhill Mongolia LLC	5068827	327556, 312721	Chris Caun	327556			8th floor, Monnis Tower, Chingis avenue 15, 1th khoroo, SBD, UB	coal	exploration	coal	Tushig soum, Selenge aimag
129	Remet LLC	5268451		Dash	99116757	Altansuvd.B	99069010	lkh Uusgel LLC building, 20th khoroo, BGD, UB	iron			Mandalovoo soum, Umnugovi aimag
130	Samtan Mores LLC	5143926	70110143/70111034	Odonchimeg.B	99100089, sodood2000@yahoo.com	Enkhzaya	70110144	302, 15a/5 building, Enkhtaivan Avenue, 1th khoroo, SBD, UB		exploration		Bayankhongor, Zavkhan aimag
131	Sansariin Geology Khaiguul LLC	5036933		Solommuchir L.	99094982	Chantsaldulam	88072680	8th khoroo, SBD, UB		exploration	petroleum	Choibalsan soum, DorNod aimag
132	Southgobi Sands LLC	5084555	11311469	David Bartal	11310775	Dunjingarav	99069269	Chingis Avenue, 1th khoroo, Khan Uul District, UB	coal	exploration	coal	Gurvantes soum, Umnugovi aimag
133	Centerragold Mongolia LLC	2108291		Dag Cran		Saruul Kh.	317798/1208	12 th Floor, Bodi Tower		exploration	gold	TsagaaNovoo soum, DorNod aimag
134	COAL LLC	5261198		Baldorj B.	99111392	Budgerel	96003142	"Khurd international" LLC Building		exploration	coal	DorNogovi aimag
135	CCEM LLC	5460093	311891	Enkhtaivan.Ch	331285	Lkhagvaa	99094602	Sanktpeterburg Centre, 1th khoroo,, SBD, UB		exploration	coal	Umnugovi aimag
136	CCM LLC	5044804		Sun Hai Jann	99661698			1th khoroo, CHD, UB		exploration	coal	Umnugovi aimag
137	CMKI LLC	5288703		Almaz	95154937	Bolor-Erdene		AOS-13-2, 4th khoroo, BGD, UB	fluoride	exploration	fluoride	Darkhan soum, Khentii aimag
138	Sinchi Oil LLC	2588617		Elbegzaya	99119779	ErdenechimegV	99082367	lkh toiruu, Chingeltei district		exploration	limestone	Altanbulag soum, Tuv aimag
139	Sod gazar LLC	5031974		Saruulbayar.B		Ragchaasuren.P		1th khoroo, SBD, UB		exploration	coal, fluoride	DorNod, Govialtai aimag
140	Sonor trade LLC	2590565	323424	Enkhbold	99115698	Enkhbat		Student's street, 8th khoroo, SBD, UB	gold			Bayangol soum, Selenge aimag
141	Taats Murun LLC	5113075		Sainbayar.B	88110170	Altankhuyg.Ch	99294094	39, teeverchid, 2nd khoroo, SBD,	gold			Sergelen soum, Tuv
142	Tavantolgoi JSC	2016656			99115367	Shuree G.	99009493	"Ajnai corporation" Building, Chingiss Avenue,	coal			Tsogttsetsii soum, Umnugovi aimag
143	Tai Sheng Development LLC	2777223	70143057	Mu jun		Erdene-Undral.D	99716611	Enger Us, Bayanjargalan soum, Dundgovi aimag		exploration	iron	Enger us team, Bayanjargalan soum, Dundgovi

Appendix G. Information of companies

№	Company name	Registration.No	Fax /Office number/	Company					Activity			Location of mine
				Director's name	Tel number	Accountant name	Tel number	Address	Mining	Exploration		
										Exploration	Kind of mineral resources	
144	Terra Energy LLC	5430682	70101092	Tsogt.T	99112992	Dorjsuren.N		3th floor, Mid Town Office, SBD, UB		exploration	coal	Noyon soum , Uvurkhangai aimag
145	Tethys Mining LLC	2807459	330280	Steve Carty	330278	Narmandakh.B	99004569	501, Bodi Tower, 1st khoroo, CHD, UB		exploration		Khentii, Khovd, Govialtai aimag
146	TBE LLC	5144108		Damdinpurev	75751418	Ganchimeg A.	99901648	Altai Building, Suite#303, Sukhbaatar district		exploration		Khovd, Bulgan aimag
147	Tienjinsanjo LLC	5260183		Bold D.	95897799	Dolgormaa	99997053	Umnugovi aimag		exploration		Nomgon soum, Umnugovi aimag
148	Tugrog nuuriin energy LLC	2873575	319140	Bayarbaatar.M	70110140	chuluunsetsseg.B	99991855	13, Chingis Avenue, 2nd khoroo,	coal			Bayan soum, Tuv aimag
149	Trego Mountain International LLC	5157846	70118060	Amgalanbat.G	99116070			39 urgutgul, Sixth khoroo, BGD,UB	bargilt stone			Gurvantes soum, Umnugovi aimag
150	Ten Hun LLC	2839717	362073	O Yan Lun R	305842	Ulzijjargal.B	88046509	1a-20, Bogd Ar building, 1st khoroo, BGD, UB	gold			Jargalan soum, Tuv aimag
151	Tengry Terra Resources LLC	5321611		Patt Kelly		Solongo	99105393	6 th Floor, Seoul Business Centre, BZD		exploration	gold	Tseel soum, Govialtai aimag
152	Ulz gol LLC	2344343	461369	Burentogtokh.D	461369	Erjan	99092068	Turgen bag, Bayandun soum, DorNod aimag	gold			Turgen team, Bayandun soum, DorNod aimag
153	Uurt gold LLC	2766868	50012222/317134	Bayasgalan.J	99116633	Oyuntulkhur.D	99116633	1st khoroo, 14 olympic street, SBD, UB	gold	exploration	gold, silver	Khurzhet altnii shoroo ord, Sergelem soum, Tuv aimag
154	Khangad Exploration LLC	2887134		Batbold		Daariimaa, Davaasuren	88112065, 88015323	16 th Floor, Central Tower		exploration	coal	Khankhongor soum, Umnugovi aimag
155	Khan Shijir LLC	2608758	322279/77122279	Davaakhuu.Ch	88112065	Davaasuren.E	99013933	1Sixth Floor, Central Tower	gold	exploration		Baruun Naran Mine, Khankhongor soum, Umnugovi aimag
156	Khar tarvagatai JSC	2001454		Surmaajav.D		Baigalmaa.G	99452717	Tarialan soum, Uvs aimag	coal			Tarialan soum, Uvs aimag
157	Hera Investment LLC	2787687	70182182			Altanzul	99000095	5 th Khoroo, Peace Avenues, Bayangol disrtct		exploration		Tuv aimag
158	Khos Khas LLC	2100231	11-320142	Batjargal.Ts	99090967				gold			Buregkhangai soum, Bulgan aimag
159	Khotgor LLC	2661128	142223609	Kadir Khan.Z	99425313	Serikkhan.B		7th bag, Ulgii soum, Bayanulgii aimag	coal			Bukhmurun soum, Uvs Aimag
160	Khotgor shanaga LLC	2662647	11-458670	Pak Jun Wal	91110459			Sonjingrand Hotel, 13th khoroo, BZD, UB	coal	exploration	coal	Bukhmurun soum, Uvs Aimag
161	KHOTU LLC	2763788	11-632400	Otgonbayar.Kh	11-632400			3/1 Choimbol, 2nd khoroo, CHD, UB	gold	exploration	gold	Zaamar soum, Tuv aimag
162	Khuadi khuonez LLC	5232538	70118831	Liu weidong	88114608	Minjmaa.B	99199610	Metro Business Centre, Sixth khoroo, SBD, UB		exploration		DorNogovi, Arkhangai aimag
163	Khuden LLC	2881934		Liu weidong	88114608	Minjmaa.B	99199610	Metro Business Centre, Sixth khoroo, SBD, UB	gold			Yeruu soum, Selenge aimag
164	Khunan jinlen LLC		319192/319192	Bolor.B	99113283	Tumendemberel.KH	319193	Zaluuchud avenue, 8th khoroo, SBD, UB	gold	exploration	gold	Orkhontuul soum, Selenge aimag

Appendix G. Information of companies

№	Company name	Registration.No	Fax /Office number/	Company					Activity			Location of mine
				Director's name	Tel number	Accountant name	Tel number	Address	Mining	Exploration		
										Exploration	Kind of mineral resources	
165	Khurai LLC	5104424	70116826	Bolor.B	99113283	Tumendem-berel.KH	319193	Zaluuchuud avenue, 8th khoroo, SBD, UB		exploration		Khuvsgul, Selenge aimag
166	Khurgatai khairkhan LLC	2643227			99459790				coal			Davst soum, Uvs aimag
167	Khuree Del LLC	2697734	70110088, 70117588	Badrakh.R	70117588			O.S Dalan bag, Dalanzadgad soum, Umnugovi aimag		exploration	fluoride	Airag soum, Dor-Nogovi aimag
168	Khuslemj LLC	2872722	11-363933	Ganzorig.D	99114724	Khandsuren.J		10-11, 14th khoroo, BGD, UB	gold	exploration	gold	Buregkhangai soum, Bulgan aimag
169	Kherlen energo LLC	2871114	77288788, 88000012	Batbayar	88000012			11-1, Sixth khoroo, CHD, UB	fluoride			Darkhan soum, Khentii aimag
170	Tsairt Mineral LLC	2548747	151231111	Van Shanguo	151231588	Bolorchimeg		5th bag, Sukhbaatar soum, Sukhbaatar aimag	foil	exploration	foil	Sukhbaatar soum, Sukhbaatar aimag
171	Tsevdeg LLC	2587025	11-45782, 11-317134	Tsogterdene.J	11-317134			Atlanta, Olympic street 14, 2nd khoroo, SBD, UB	gold	exploration	gold	Sergelen soum, Tuv aimag
172	Chingisiin Khar Alt LLC	5031869	70110088, 70110088	Wang Meng Yong	99107588	Altanchimeg.T		112, Saruul centre, 4th khoroo, SBD, UB	coal	exploration		Dalanjargalan soum, dorNogovi aimag
173	Chinkhua Mak Nariin Sukhait LLC	2697947	11-812233	Nayantai.I	11-812233	Kher-lenchimeg.E		4th khoroo, Gurvantes soum, Umnugovi aimag	coal	exploration		Gurvantes soum, Umnugovi aimag
174	Shanlun LLC	2784904	70112663	Bai Liang Ming	88588029	Li Peng Fei		Baga toiruu, Sixth khoroo, SBD, UB	foil	exploration		Choibalsan soum, DorNod aimag
175	Shar Narst LLC	2618621	55151830	Agvaandon-dov.B	99115211			30-262 Belhi street, 1Sixth khoroo, SBD, UB	gold	exploration		Tushig soum, Selenge aimag
176	Shariin Gol JSC	2050374	013743-2265	Nasanbat.S	99115409			Sanjint bag, Shariin gol soum, Darkhan aimag	coal	exploration		Shariin gol soum, Darkhan aimag
177	Shivee Ovoo JSC	2004879			99066072	Adilbish	99093860		coal	exploration		Shiveegovi soum, goviusumber aimag
178	Shijir Alt LLC	2072947	11-453521, 11-454337	Lkhagvadorj.Ts	99118209	Baasanyam.T		MRTSM building, Fifth khoroo, BZD, UB	gold	exploration		zaamar soum Tuv aimag. Buregkhangai soum, Bulgan aimag.
179	Shin Shin LLC	2830213	77334411	LU XIN ZHAN	77335511			7th bag, Kherlen soum, DorNod aimag	lead	exploration		Dashbalbar soum, DorNod aimag
180	Shine Ellion Nen Yuan LLC	5250862			99805388					exploration		Umnugovi. Tuv aimag
181	Shine shivee LLC	2858096	11-323748		70105502					exploration		Goviusumber aimag
182	Shamen LLC	5155436	324196, 330464	Jon Murdok	321496	Munkhgerel		3-4 floor, TG Centre building, SBD, UB		exploration	petroleum	Sumber soum, Goviusumber aimag
183	Egbaley LLC	5315603	11-326380, 11-326330	Denisoc Gregori ValentiNovich	11-326330			Enkhtaivan avenue, 1st khoroo, SBD, UB		exploration	gold, Cop-per	Dashbalbar soum, DorNod aimag
184	APEXPRO LLC	5244676	77229898	Jan Jihuan	99992588			301, Unite Centre, 8th khoroo, SBD, UB		exploration	petroleum	Sukhbaatar aimag
185	MRCMGL LLC	5402166			99118839					exploration	gold	Selenge, Darkhan, DorNogovi, Arkhangai, Umnugovi aimag

Appendix G. Information of companies

№	Company name	Registration.No	Fax /Office number/	Company					Activity			Location of mine
				Director's name	Tel number	Accountant name	Tel number	Address	Mining	Exploration		
										Exploration	Kind of mineral resources	
186	MPHCL LLC	5137977		James Dollan	99063916	Ochmaa G.	99079544			exploration	gold, silver, copper	Khovd, Govialtao aimag
187	MCTT LLC	5015243	77228898	Oyunbileg	91929238	Odonchimeg	96065011			fluoride		DorNogovi, Dundgovi aimag
188	Emeelt mines LLC	2776804	70110155	Li Shin Dun		Burmaa.B.	70110155			exploration	uranium	Bayandun soum, DorNod aimag
189	NPI LLC	5066417	326098	Solonmuchir	99078219	Chantsaldulam.Ch		8th khoroo, SBD, UB		exploration	petroleum	DorNod aimag
190	Energy Resource LLC	2887746	11-322279, 70122279	Battsengel.G	88114452	Bolormaa.D		Central Tower, 8-th Khoroo, Peace Avenue, SBD, UB	coal			Tsogttsetsii soum, Umnugovi aimag
191	Erven Khuder LLC	5069068	11323203			Batpurev	99063926	1 st Khoroo, Olympic Street, Sukhbaatar district		exploration	iron ore	Sukhbaatar soum, Sukhbaatar aimag
192	Erdene Jas LLC	2715619	11319950	Ganbaatar D.	99929275	Gantumur D.	99090709	Shuren House, Sukhbaatar district		exploration	gold, copper	Tuv, Bayanulgi, Dundgovi aimag
193	Erdenes MGL LLC	5124913	70110735			Urjinbadam	99126558	1 st Khoroo, Chingeltei district		exploration	coal	Tsogttsetsii soum, Umnugovi aimag
194	Erdenes Tavan tolgoi JSC	5435528	70118585	Dolgorjav Y.		Enkhjargal	99039725	8 th Khoroo, Sukhbaatar district	coal			Tsogttsetsii soum, Umnugovi aimag
195	Erdenet Mining Corporation	2074192	70353002	Ganzorig.Ch	70353002			1 Amar square, Khuren bulag bag, Bayanundur soum, Orkhon aimag	copper molybdenum concentrate	exploration	copper molybdenum concentrate	Bayanundur soum, Orkhon aimag
196	Erdes Holding LLC	2655772	331102	Batkishig	331107	Erdenechuluun.N		15 Chingiss avenue, 1st khoroo, SBD, UB	iron ore			Khuder soum, Selenge aimag.
197	Erel LLC	2027194	11343563			Altanchimeg	99118349	Chingiss Avenue, Khan-Uul district	gold	exploration		Ultii's Mine, Darkhan aimag
198	SBF LLC	5184851	11-313783	Tsengelmaa.B	96654013				gold			Zaamar soum, Tuv Aimag
199	FMI LLC	5209552	311891, 331285	Enkhtaivan.Ch	70120357			Branch 48, Chingiss avenue, 1st khoroo, SBD, UB		exploration	gold	Sukhbaatar, Umnugovi aimag
200	Eermel LLC	2075768	342549	Bayartogtokh	99085345	Tsengel bayar	99190566	Khan-Uul district		exploration		Tuv aimag

Appendix H (a). Implementation of decree №45 of Minister of Finance- Government organizations

№	Organization name	Implementation of decree №45 of Minister of Finance in 2010		
		Yes	No	Half-way
1	Ministry of Environment and Green Development of Mongolia		√	
2	Ministry of foreign affairs		√	
3	Embassy of Mongolia in China		√	
4	General Department of Police			√
5	General Department of Taxation			√
6	Mineral Resource Authority			√
7	Foreign Investment Agency			√
8	Regional Transportation Authority		√	
9	Foreign Citizenship Affairs Agency		√	
10	20 th Khoroo of Bayangol District			√
11	Mongolian National Public Radio and Television		√	
12	Academic Theatre of Drama		√	
13	Governor Administration of Sukhbaatar District		√	
14	Mongolian Academy of Sciences		√	
15	Children care centre		√	
16	Traffic Police Department		√	
17	Ministry of Mineral Resources and Energy		√	
18	Investment		√	
19	Petroleum Authority of Mongolia			√
20	Health Unit of Sukhbaatar district		√	
21	Mongolian stock exchange		√	
22	State nursery centre		√	
23	Investigation Unit of Ulaanbaatar		√	
24	Mongolian Agency for Standardization and Metrology		√	

Appendix H (b).Implementation of decree №45 of Minister of Finance- Local administrations

№	Aimag	Soum	Implementation of decree №45 of Minister of Finance in 2010		
			Yes	No	Half-way
1	Arkhangai	Tuvshruulekh		√	
2	Bayan-ulgii	Aimag			√
		Nogoonuur		√	
		Tolbo		√	
3	Bayankhongor	Aimag			√
		Bayangovi		√	
		Bayan-Ovoo		√	
		Bumbugur			√
		Buutsagaan	√		
		Galuut	√		

Appendix H (b).Implementation of decree №45 of Minister of Finance- Local administrations

№	Aimag	Soum	Implementation of decree №45 of Minister of Finance in 2010		
			Yes	No	Half-way
		Shinejins		√	
4	Bulgan	Aimag		√	
		Bayanagt		√	
		Buregkhangai		√	
		Teshig		√	
		Khangal	√		
5	Govi-Altai	Aimag			√
		Goldай		√	
		Biger		√	
		Bugat		√	
		Taishir		√	
		Tugrug		√	
		Tsogt		√	
		Tseel			√
		Chandmani		√	
		Sharga	√		
		Erdene		√	
6	Govi-Sumber	Aimag		√	
		Sumber		√	
		Shivee govi		√	
7	Darkhan-Uul	Aimag			√
		Shariin gol		√	
8	DorNogovi	Aimag		√	
		Airag		√	
		Altanshiree		√	
		Dalanjargalan			√
		Dergedeh		√	
		Zuunbayan		√	
		Ikhkheth		√	
		Mandakh		√	
		Urgun		√	
		Saikhandulaan		√	
		Ulaanbadrakh		√	
		Khatanbulag		√	
		Erdene		√	
9	DorNod	Aimag			√
		Bayandun			√
		Bayan-tumen		√	
		Gurvan zagal		√	

Appendix H (b).Implementation of decree №45 of Minister of Finance- Local administrations

№	Aimag	Soum	Implementation of decree №45 of Minister of Finance in 2010		
			Yes	No	Half-way
		Dashbalbar		√	
		Matad			√
		Sergelen	√		
		Khalkhgol		√	
		Kherlen		√	
		Tsagaan-Ovoo		√	
		Choibalsan	√		
		10	Dundgovi	Aimag	
Adaatsag				√	
Bayanjargalan					√
Ulziit					√
Saikhan-Ovoo	√				
Erdenedalai					√
11	Zavkhan	Aldarkhaan		√	
		Durvuljin		√	
		Zavkhan mandal		√	
		Erdenehairkhan		√	
		Yaruu		√	
12	Orkhon	Aimag		√	
13	Ovurkhangai	Aimag		√	
		Arvakheer		√	
		Bat-Ulzii		√	
		Nariin-teel		√	
		Uyanga		√	
14	Umnugovi	Aimag			√
		Bayandalai			√
		Bayan-Ovoo			√
		Gurvan tes			√
		Dalanzadgad		√	
		Mandal ovoo	√		
		Manlai		√	
		Noyon			√
		Nomgon	√		
		Sevrei		√	
		Khanbogd		√	
		Khankhongor	√		
		Khurmen		√	
Tsogttsetsii	√				
15	Sukhbaatar	Aimag			√

Appendix H (b).Implementation of decree №45 of Minister of Finance- *Local administrations*

№	Aimag	Soum	Implementation of decree №45 of Minister of Finance in 2010		
			Yes	No	Half-way
		Asgat	√		
		Bayandelger	√		
		Sukhbaatar			√
		Tuvshinshiree		√	
		Tumentsogt	√		
		Uulbayan		√	
		Khalzan	√		
		Erdenetsagaan			√
16	Selenge	Aimag			√
		Bayangol		√	
		Yeruu		√	
		Javkhlant		√	
		Zuunburen		√	
		Mandal		√	
		Orkhontuul	√		
		Sukhbaatar		√	
		Tunkhel		√	
		Tushig		√	
		Khutul		√	
		Khuder			√
		Tsagaannuur		√	
		Shaamar		√	
				√	
17	Tuv	Aimag			√
		Altanbulag		√	
		Arkhusht		√	
		Batsumber		√	
		Bayan		√	
		Bayanjargalan			√
		Bayanunjuul	√		
		Bayanchandmani		√	
		Bornuur		√	
		Buren		√	
		Delgerkhaan		√	
		Jargalant		√	
		Zaamar			√
		Sergelen		√	
				√	
18	Uvs	Aimag		√	
		Bukhmurun	√		
		Davst		√	

Appendix H (b).Implementation of decree №45 of Minister of Finance- Local administrations

№	Aimag	Soum	Implementation of decree №45 of Minister of Finance in 2010		
			Yes	No	Half-way
		Zuungovi		√	
		Zuunkhangai		√	
		Naranbulag	√		
		Tarialan		√	
		Aimag			√
19	Khovd	Darvi		√	
		Zereg		√	
		Mankhan		√	
		Munkhkhairkhan		√	
		Must		√	
		Uyench		√	
		Tsetsef		√	
		Aimag			√
20	Khuvsgul	Burentogtokh			√
		Tumurbulag		√	
		Ulaan-Uul	√		
		Tsagaan-Uul		√	
		Tsetserleg	√		
		Aimag			√
21	Khentii	BatNorov	√		
		Batshireet		√	
		Bayankhutag		√	
		Binder	√		
		Bor-Undur		√	
		Galshar	√		
		Darkhan		√	
		Murun	√		
		Norovlin	√		

Appendix I. Application of International Financial Reporting Standards (IFRS)

№	Company name	Registration. No	Application of International Financial Reporting Standards (IFRS)											Audit	
			Inventory IAS-2	Property, plant and equipment IAS-16		Leases IAS-17	Investment Property IAS-40	Exploration for and Evaluation of Mineral Resources IFRS-6	Events After the Balance Sheet Date IAS-40	Related-party disclosures IAS-24	Provisions, Contingent Liabilities and Contingent Assets IAS-37		Income tax IAS-12	Official name of company which audited in 2010	Provided unqualified opinion in 2010
			Inventories are valued at less than the cost or net realizable value	include any fixed assets at valuation (as opposed to cost)	capitalise and depreciate property, plant and equipment	financial leasing are valued at less than the present value of the minimum payments or fair value of assets	separately record the investment property apart from assets	assess impairment loss of exploration and evaluation assets	disclose events after the BS date in Financial statements	disclose transactions with related parties	Recognize any obligation incurred by dismantling and restoration during a certain period as a result of having carried out activities of exploration and evaluation of mineral resources and calculate amortization?	recognize and record contingent liabilities	Inventories are valued at less than the cost or net realizable value		
1	Avdar bayn LLC	2040239	Yes	No	unclear	Yes	No	No	No	Yes	unclear	No	Yes	Misheel Od audit LLC	Yes
2	Agm Mining LLC	5176727	Yes	No	Yes	Yes	Yes	No	Yes	Yes	No	No	Yes	Od burtgel audit LLC	Yes
3	Adil Och LLC	2707969	Yes	No	No	No	No	No	No	Yes	No	Yes	Yes	Unistar audit LLC	Yes
4	Aduunchuluun LLC	2011239	unclear	No	Yes	No	No	No	Yes	Yes	No	No	No	AJAH audit LLC	Yes
5	Asia Gold Mongolia LLC	2678179	unclear	No	Yes	unclear	unclear	unclear	Yes	Yes	unclear	Yes	Yes	Niislel audit LLC	Yes
6	Aivun Tes LLC	5176727	Yes	No	Yes	Yes	unclear	unclear	Yes	Yes	unclear	Yes	Yes	Ikh nayd audit LLC	Yes
7	Altai Khangai burd LLC	2672146	No	Yes	No	unclear	No	No	unclear	Yes	Yes	Yes	Yes	Inter audit LLC	Yes
8	Altain Khuder LLC	5095549	Yes	Yes	Yes	Yes	Yes	Yes	Yes	Yes	Yes	No	Yes	Ernst Young Mongolia audit LLC	No
9	Altan DorNod Mongol LLC	2112868	did Not respond												
10	Alshaakhairkhan LLC	2672146	unclear	unclear	Yes	unclear	unclear	Yes	unclear	Yes	Yes	Yes	Yes	Ikh nayd audit LLC	Yes
11	Andiin Ilch LLC	5051118	Yes	Yes	Yes	Yes	Yes	No	No	Yes	Yes	No	Yes	Batlamj audit LLC	Yes
12	Andiin Temuulel LLC	5205581	Yes	unclear	Yes	No	Yes	Yes	Yes	Yes	Yes	Yes	Yes		Yes
13	Ankhai International LLC	2863847	Yes	No	Yes	Yes	Yes	unclear	Yes	Yes	unclear	Yes	Yes	Dulguun Khairkhan Uul audit LLC	Yes
14	AUM LLC	5056721	unclear	No	No	unclear	unclear	unclear	unclear	Yes	unclear	No	Yes		
15	Baganuur JSC	2006572	Yes	Yes	Yes	Yes	Yes	No	Yes	No	Yes	Yes	Yes	Medeeteil audit LLC	Yes
16	Batu mining Mongolia LLC	2786826	No	No	No	No	Yes	No	No	Yes	No	No	Yes		
17	Bayjal Alt LLC	2044239	No	No	No	No	Yes	No	No	Yes	No	No	Yes	Od burtgel audit LLC	Yes
18	Baylag ord LLC	2678179	No	Yes	Yes	Yes	Yes	Yes	Yes	Yes	Yes	Yes	Yes	Sitiko audit LLC	Yes
19	Bayn Airag Exploration LLC	2708701	unclear	Yes	No	unclear	unclear	Yes	Yes	Yes	Yes	Yes	No	Dulguun Khairkhan Uul audit LLC	Yes
20	Bayn Erch LLC	5023998	Yes	Yes		unclear	Yes	Yes	Yes	Yes			Yes	Laien audit LLC	Yes
21	Bayntegsh impex LLC	2657457	No	No	No	unclear	No	No	No	Yes	unclear	No	Yes	Ralaence securities audit LLC	Yes
22	Baynteeg LLC	5056721	Yes	No	Yes	Yes	Yes	No	No	Yes	No	No	Yes	Uvurkhangai aimag's national audit office	No
23	Belgravia mining LLC	2112868	No	Yes	Yes	Yes	Yes	Yes	Yes	Yes	Yes	Yes	Yes	Sitiko audit LLC	Yes
24	Big Mogul Coal and Energy LLC	4184165	Yes	Yes	Yes	Yes	Yes	Yes	Yes	Yes	unclear	Yes	Yes	Ernst Young Mongolia audit LLC	Yes
25	Bold Tumur Yruu Gol LLC	2855119	did Not respond												

Appendix I. Application of International Financial Reporting Standards (IFRS)

№	Company name	Registration. No	Application of International Financial Reporting Standards (IFRS)											Audit		
			Inventory IAS-2	Property, plant and equipment IAS-16		Leases IAS-17	Investment Property IAS-40	Exploration for and Evaluation of Mineral Resources IFRS-6	Events After the Balance Sheet Date IAS-40	Related-party disclosures IAS-24	Provisions, Contingent Liabilities and Contingent Assets IAS-37		Income tax IAS-12	Official name of company which audited in 2010	Provided unqualified opinion in 2010	
			Inventories are valued at less than the cost or net realizable value	include any fixed assets at valuation (as opposed to cost)	capitalise and depreciate property, plant and equipment	financial leasing are valued at less than the present value of the minimum payments or fair value of assets	separately record the investment property apart from assets	assess impairment loss of exploration and evaluation assets	disclose events after the BS date in Financial statements	disclose transactions with related parties	Recognize any obligation incurred by dismantling and restoration during a certain period as a result of having carried out activities of exploration and evaluation of mineral resources and calculate amortization?	recognize and record contingent liabilities	Inventories are valued at less than the cost or net realizable value			
26	Bold Fo Ar Da LLC	5051118	unclear	No	No	unclear	unclear	unclear	unclear	unclear	unclear	Yes	No	unclear	Monsta audit LLC	Yes
27	Boroo Gold LLC	2094533	Yes	Yes	Yes	unclear	Yes	Yes	Yes	Yes	Yes	Yes	Yes	Yes	NIMM audit LLC	Yes
28	Broad LLC	5024323	Yes	Yes	Yes	Yes	Yes	Yes	Yes	Yes	Yes	Yes	Yes	Yes	Ernst Yaung Mongolia audit LLC	Yes
29	Bud-Invest LLC	2100754	Yes	No	Yes	Yes	unclear	No	No	Yes	No	Yes	No	CMD audit LLC	Yes	
30	Bulgan Gangat LLC	5091462	unclear	No	No	Yes	Yes	unclear	No	No	No	No	Yes	Panter midland audit LLC	Yes	
31	Buman olz LLC	5108799	Yes	Yes	Yes	No	unclear	No	No	Yes	No	No	Yes	Sitiko audit LLC	Yes	
32	Bumbat Resources LLC	5193443	No	No	No	unclear	unclear	No	No	No	unclear	No	No	Sevilla audit LLC	Yes	
33	Bumbat LLC	2075652	Yes	Yes	Yes	unclear	Yes	unclear		Yes	Yes	No	Yes		Yes	
34	Buurgent LLC	2019205	Yes	No	Yes	Yes	Yes	Yes	Yes	Yes	No	Yes	Yes	Medeeteil audit LLC	Yes	
35	Berkh Resources LLC	5210402	Yes	Yes	Yes	Yes	Yes	Yes	Yes	Yes	Yes	Yes	Yes	Fiscal audit LLC	No	
36	Berkh-Uul LLC	2643928	Yes	Yes	Yes	No	No	No	No	Yes	Yes	Yes	Yes	Suld audit LLC	Yes	
37	Beren Group LLC	2063182	Yes	No	Yes	unclear	Yes	No	No	Yes	No	No	Yes	AJAH audit LLC	Yes	
38	Beren Mining LLC	2886219	did Not respond													
39	Western Prospector Mongolia LLC	2834812	No	No	No	No	No	No	Yes	Yes	Yes	No	Yes	Ulaanbaatar audit corporate LLC	No	
40	Gatsuurt LLC	2054701	did Not respond													
41	GBNB LLC	2615797	No	No	No	No	No	No	No	No	No	No	No			
42	Geomin LLC	2866773	No	No	unclear	No	No	No	Yes	unclear	Yes	Yes	Yes		Yes	
43	Gobi consolidated LLC	5426952	No	No	No	unclear	unclear	No	No	No	unclear	No	Yes	Sevilla audit LLC	Yes	
44	Gobi Coal and Energy LLC	2862468	No	No	No	unclear	unclear	No	No	No	unclear	No	Yes	Sevilla audit LLC	Yes	
45	Gobi Energy Partners LLC	5301467	Yes	Yes	Yes	Yes	Yes	Yes	Yes	Yes	Yes	Yes	Yes	Ernst Yaung Mongolia audit LLC	Yes	
46	Gobi Exploration LLC	2785129	Yes	Yes	Yes	Yes	unclear	Yes	Yes	Yes	Yes	Yes	Yes	Medeeteil audit LLC	Yes	
47	Golden gobi mining LLC	5340624	unclear	No	Yes	unclear	unclear	No	Yes	Yes	unclear	Yes	Yes	Itgelt audit LLC	Yes	
48	Golden Cross LLC	5200881	Yes	No	Yes	unclear	Yes	Yes	Yes	Yes	Yes	Yes	Yes	SGMD audit LLC	Yes	
49	Golden Sea Petroleum LLC	5117291	No	No	Yes	unclear	No	unclear	No	No	Yes	Yes	Yes	Tavan Erdene audit LLC	Yes	
50	Gunbileg gold LLC	5026628	Yes	Yes	Yes	No	Yes	No	No	No	No	No	Yes	Suld audit LLC	Yes	
51	Gunbileg trade LLC	2086166	did Not respond													

Appendix I. Application of International Financial Reporting Standards (IFRS)

№	Company name	Registration. No	Application of International Financial Reporting Standards (IFRS)											Audit		
			Inventory IAS-2	Property, plant and equipment IAS-16		Leases IAS-17	Investment Property IAS-40	Exploration for and Evaluation of Mineral Resources IFRS-6	Events After the Balance Sheet Date IAS-40	Related-party disclosures IAS-24	Provisions, Contingent Liabilities and Contingent Assets IAS-37		Income tax IAS-12	Official name of company which audited in 2010	Provided unqualified opinion in 2010	
			Inventories are valued at less than the cost or net realizable value	include any fixed assets at valuation (as opposed to cost)	capitalise and depreciate property, plant and equipment	financial leasing are valued at less than the present value of the minimum payments or fair value of assets	separately record the investment property apart from assets	assess impairment loss of exploration and evaluation assets	disclose events after the BS date in Financial statements	disclose transactions with related parties	Recognize any obligation incurred by dismantling and restoration during a certain period as a result of having carried out activities of exploration and evaluation of mineral resources and calculate amortization?	recognize and record contingent liabilities	Inventories are valued at less than the cost or net realizable value			
52	Gurvan zam LLC	5215757	did Not respond													
53	Gurvan tuhom LLC	2765853	did Not respond													
54	Dadizi Yuan LLC	5179173	No	No	No	unclear	Yes	Yes	Yes	Yes	-	Yes	Yes		Yes	
55	Datsan Trade LLC	2061848	Yes	Yes	Yes	Yes	Yes	Yes	Yes	Yes	Yes	Yes	Yes	B Soft audit LLC	Yes	
56	Dong Shen Petroleum LLC	2766337	did Not respond													
57	Domiin khuder LLC	5197201	No	Yes	Yes	Yes	Yes	Yes	Yes	Yes	unclear	Yes	Yes	unwrought audit		
58	Dun-Erdene LLC	2010933	No	Yes	Yes	unclear	No	Yes	unclear	Yes	unclear	No	No		Yes	
59	Dun Yuan LLC	2724146	unclear	No	No	unclear	No	No	No	Yes	Yes	unclear	Yes	Laien audit LLC	Yes	
60	Delger Orchlon LLC	2736578	unclear	unclear	unclear	unclear	Yes	No	unclear	No	-	No	Yes		Yes	
61	Jump-Alt LLC	5738191	Yes	Yes	Yes	unclear	unclear	unclear	Yes	Yes	unclear	No	Yes	Sitiko audit LLC	Yes	
62	JKMK LLC	5041589	Yes	No	Yes	Yes	Yes	unclear	No	unclear	unclear	unclear	No	Active audit LLC	Yes	
63	GEM international LLC	2612046	No	Yes	-	No	Yes	No	No	Yes	No	Yes	Yes		Yes	
64	GLDV LLC	5028787	unclear	unclear	Yes	unclear	unclear	No	No	No	No	No	Yes	Ikh nayd audit LLC	Yes	
65	G and U Gold LLC	2675471	did Not respond													
66	GSB mining LLC	5439574	did Not respond													
67	Jinghua Ord LLC	5002486	Yes	Yes	Yes	Yes	Yes	Yes	Yes	Yes	Yes	Yes	Yes	-		
68	Jotoin bajuuna LLC	5089417	No	No	No	unclear	unclear	No	Yes	Yes	Yes	unclear	No	Medeelel audit LLC	Yes	
69	Zanadumetals mongolia LLC	5168201	Yes	Yes	Yes	Yes	Yes	Yes	Yes	Yes	Yes	Yes	Yes	Dulguun Khairkhan Uul audit LLC	Yes	
70	Zaraya holdings LLC	5077834	Yes	Yes	Yes	No	Yes	Yes	Yes	Yes	Yes	Yes	Yes	Sevilla audit LLC	Yes	
71	ZBAA LLC	5091098	No	No	No	No	No	No	No	Yes	No	No	No	unwrought audit		
72	Zon Xen U Tian LLC	5098297	Yes	Yes	Yes	Yes	Yes	Yes	Yes	Yes	Yes	Yes	Yes	Od burtgel audit LLC	Yes	
73	Zhu Yu E LLC	5016665	unclear	No	Yes	unclear	No	No	unclear	Yes	No	No	Yes	Misheel Od audit LLC	Yes	
74	Zuunmod Uul LLC	5135958	Yes	Yes	Yes	Yes	Yes	Yes	Yes	Yes	Yes	Yes	Yes	Pricewaterhousecoopers audit LLC	Yes	
75	Ilt Gold LLC	5073189	Yes	Yes	Yes	No	No	No	Yes	Yes	Yes	Yes	Yes	SM audit LLC	Yes	
76	Ikh Mongol Mining LLC	5014131	No	No	No	unclear	unclear	Yes	No	Yes	unclear	No	unclear	San Arvich audit LLC	Yes	
77	Ikh Khan Uul LLC	2732726	Yes	Yes	Yes	Yes	Yes	No	Yes	Yes	No	Yes	unclear	Od burtgel audit LLC	Yes	
78	Kazmon contact LLC	5041538	Yes	No	Yes	No	No	No	No	Yes	No	No	Yes	unwrought audit		

Appendix I. Application of International Financial Reporting Standards (IFRS)

№	Company name	Registration. No	Application of International Financial Reporting Standards (IFRS)											Audit	
			Inventory IAS-2	Property, plant and equipment IAS-16		Leases IAS-17	Investment Property IAS-40	Exploration for and Evaluation of Mineral Resources IFRS-6	Events After the Balance Sheet Date IAS-40	Related-party disclosures IAS-24	Provisions, Contingent Liabilities and Contingent Assets IAS-37		Income tax IAS-12	Official name of company which audited in 2010	Provided unqualified opinion in 2010
			Inventories are valued at less than the cost or net realizable value	include any fixed assets at valuation (as opposed to cost)	capitalise and depreciate property, plant and equipment	financial leasing are valued at less than the present value of the minimum payments or fair value of assets	separately record the investment property apart from assets	assess impairment loss of exploration and evaluation assets	disclose events after the BS date in Financial statements	disclose transactions with related parties	Recognize any obligation incurred by dismantling and restoration during a certain period as a result of having carried out activities of exploration and evaluation of mineral resources and calculate amortization?	recognize and record contingent liabilities	Inventories are valued at less than the cost or net realizable value		
79	Camex LLC	5078253	Yes	unclear	No	unclear	No	unclear	Yes	Yes	unclear	Yes	No	NIMM audit LLC	Yes
80	Cupcorp Mongolia LLC	5077982	No	Yes	No	No	No	No	No	Yes	No	No	Yes	Sitiko audit LLC	Yes
81	Cascade mining LLC	5463599	Yes	No	No	unclear	unclear	unclear	unclear	unclear	unclear	No	Yes	SGMD audit LLC	Yes
82	Coge gogi LLC	2078449	Yes	No	Yes	No	No	No	No	Yes	No	Yes	Yes	Delloite Onch audit LLC	Yes
83	Commod LLC	2685841	Yes	Yes	Yes	Yes	No	Yes	Yes	Yes	No	No	Yes	Laien audit LLC	Yes
84	QGX Mongol LLC	2706865	No	No	Yes	No	No	No	No	Yes	Yes	Yes	No	Dulguun Khairkhan Uul audit LLC	Yes
85	KVP LLC	2889668	Yes	Yes	Yes	No	No	No	No	Yes	Yes	Yes	Yes	Golden Page audit LLC	Yes
86	Lon Shenda LLC	5312213	Yes	No	Yes	Yes	No	Yes	No	No	No	No	Yes	Sanhuuch audit LLC	Yes
87	Lut chuluu LLC	5396662	Yes	Yes	Yes	Yes	Yes	No	Yes	Yes	Yes	Yes	Yes	Oyu Erdem audit LLC	No
88	MCS Petro Mongolia LLC	5426383	Yes	Yes	Yes	Yes	unclear	unclear	Yes	Yes	No	Yes	Yes	Itgelt audit LLC	Yes
89	Magnai trade LLC	2082489	Yes	Yes	Yes	Yes	Yes	Yes	Yes	Yes	Yes	Yes	Yes	Ernst Young Mongolia audit LLC	Yes
90	Marco Polo LLC	2069792	Yes	Yes	Yes	Yes	Yes	Yes	Yes	Yes	Yes	Yes	Yes		Yes
91	MGMK LLC	5211646	Yes	No	Yes	No	No	No	No	Yes	No	No	Yes	unwrought audit	
92	MEC LLC	2579634	Yes	No	Yes	No	No	No	Yes	Yes	Yes	Yes	Yes	Accruet audit LLC	Yes
93	Mon Enco LLC	5141583	Yes	Yes	Yes	No	No	Yes	Yes	Yes	Yes	Yes	Yes	CNM audit LLC	Yes
94	Mongoin Gol LLC	2034859	No	No	Yes	No	Yes	No	No	Yes	No	No	No	Medeelel audit LLC	Yes
95	Mon Ajnai LLC	2067544	did Not respond												
96	Mondulaan trade LLC	2554518	No	No	No	Yes	No	No	Yes	Yes	No	No	Yes	Ulaanbaatar audit corporate LLC	No
97	Mon laa	2045931	No	No	Yes	No	Yes	No	Unclear	Yes	Unclear	No	Yes	AJAH audit LLC	Yes
98	Mon Polimet LLC	2029278	did Not respond												
99	Mongol Alt Mak LLC	2095025	did Not respond												
100	Mongol Altai Resources LLC	5476372	Yes	Yes	Yes	Yes	Yes	Yes	Yes	Yes	Yes	Yes	Yes		Yes
101	Mongol Gazar LLC	2027615	Yes	Yes	No	No	Yes	No	Yes	Yes	No	No	No	San Arvich audit LLC	Yes
102	Mongol metal mining LLC	5239168	Yes	Yes	Yes	Yes	Yes	Yes	Yes	Yes	Yes	Yes	Yes		Yes
103	Mongol Uranium Resource LLC	5150884	Unclear	Yes	Yes	Yes	Yes	No	Yes	Yes	No	No	Yes	Ulgii audit LLC	Yes

Appendix I. Application of International Financial Reporting Standards (IFRS)

№	Company name	Registration. No	Application of International Financial Reporting Standards (IFRS)											Audit	
			Inventory IAS-2	Property, plant and equipment IAS-16		Leases IAS-17	Investment Property IAS-40	Exploration for and Evaluation of Mineral Resources IFRS-6	Events After the Balance Sheet Date IAS-40	Related-party disclosures IAS-24	Provisions, Contingent Liabilities and Contingent Assets IAS-37		Income tax IAS-12	Official name of company which audited in 2010	Provided unqualified opinion in 2010
			Inventories are valued at less than the cost or net realizable value	include any fixed assets at valuation (as opposed to cost)	capitalise and depreciate property, plant and equipment	financial leasing are valued at less than the present value of the minimum payments or fair value of assets	separately record the investment property apart from assets	assess impairment loss of exploration and evaluation assets	disclose events after the BS date in Financial statements	disclose transactions with related parties	Recognize any obligation incurred by dismantling and restoration during a certain period as a result of having carried out activities of exploration and evaluation of mineral resources and calculate amortization?	recognize and record contingent liabilities	Inventories are valued at less than the cost or net realizable value		
104	Mongol Tsamkhag LLC	2848317	Yes	Yes	No	No	Yes	No	Yes	Yes	No	No	No	San Arvich audit LLC	Yes
105	Mongol-Alt LLC	2024101	Yes	Yes	Unclear	Yes	Unclear	No	Yes	Yes	Unclear	Yes	Yes	Itgelt audit LLC	Yes
106	Monbolgargeo LLC	2550245	No	No	No	No	No	No	Yes	Yes	No	No	Yes	Bayntashaagin ekh audit LLC	Yes
107	Mongoljuanii LLC	5051304	Yes	Yes	Yes	No	Yes	No	Yes	Yes	No	Yes	Yes	Acbar audit LLC	Yes
108	Mongolrustsevetmet LLC	2550466	Yes	Yes	No	No	Yes	Yes	Yes	Yes	No	No	Yes	Mongolian national audit office	Yes
109	Mongol Rud prom LLC	2825627	No	No	No	No	No	No	No	No	No	No	Yes	Fiscal audit LLC	Yes
110	Mongol Czech Metal LLC	5051134	Yes	Yes	Yes	Yes	Yes	Yes	Yes	Yes	Yes	Yes	Yes		Yes
111	Munkh Noyn suvarga LLC	5314577	No	No	No	Yes	Yes	Yes	Yes	Yes				Itgelt audit LLC	Yes
112	Northwind LLC	5003539	Yes	No	Yes	No	No	No	Yes	No	No	Yes	Yes	Batalgaat oNosh audit LLC	Yes
113	Ododgold LLC	5180252	Yes	Yes	Yes	No	No	No	Yes	Yes	No	No	Yes	Od burtgel audit LLC	Yes
114	Olova LLC	2782944	Yes	Yes	Yes	Yes		Yes	Yes	Yes	Yes	Yes	Yes	Inter audit LLC	Yes
115	Olon Ovoot Gold LLC	5099005	Yes	Yes	Yes	Yes	No	No	Unclear	Yes	Yes	Yes	Yes		Yes
116	ONTRE LLC	2705133	Yes	Yes	Yes	No	Yes	No	Yes	Yes	No	Yes	Yes	NIMM audit LLC	Yes
117	Orchlon Ord LLC	5152054	Yes	Yes	Unclear	No	No	No	No	Yes	Yes	No	Yes	Monsta audit LLC	Yes
118	Ochir Undraa LLC	2659603	Yes	Yes	Yes	Yes	No	No	Yes	Yes	No	No	Yes	unwrought audit	Yes
119	Oyu Tolgoi LLC	2657457	No	Yes	Yes	Yes	Yes	Yes	Yes	Yes	Yes	Yes	Yes	Pricewaterhousecoopers audit LLC	Yes
120	Oyut Ulaan LLC	2678187	Unclear	No	Yes	Unclear	Unclear	Unclear	Yes	Yes	Unclear	Yes	Yes	Niislel audit LLC	Yes
121	Urmon Uul LLC	2617749	No	Yes		No	No	No	Yes	Yes	Yes	No	Yes	San Arvich audit LLC	Yes
122	OGCHL LLC	5198429	No	No	No	No	No	Yes	Yes	Yes	Unclear	Unclear	Yes	CNM audit LLC	Yes
123	Peninsula mining LLC	5149703	No	Yes	Yes	No	Unclear	Unclear	No	No	Unclear	Unclear	Unclear	Panter midland audit LLC	Yes
124	Petro Matad LLC	2867095	No	Yes	No	No	No	No	No	Yes	No	No	No	Sitiko audit LLC	Yes
125	Petrocoal LLC	5155827	Yes	Yes	Yes	Yes	Yes	No	No	Yes	No	Yes	Yes	Evidence oNosh audit LLC	Yes
126	Petrochina Dachin Tamsag LLC	2075385	No	No	Yes	No	No	No	Yes	Yes	No	No	No	Dulguun Khairkhan Uul audit LLC	Yes
127	Pibody winsway resources LLC	5170672	Yes	Yes	No	No	No	Yes	Yes	No	Yes	No	No	Itgelt audit LLC	Yes
128	Redhill Mongolia LLC	5068827	Yes	Yes	Yes	Yes	Yes	Yes	Yes	Yes	Yes	Yes	Yes	Ulaanbaatar audit corporate LLC	Yes

Appendix I. Application of International Financial Reporting Standards (IFRS)

№	Company name	Registration. No	Application of International Financial Reporting Standards (IFRS)											Audit	
			Inventory IAS-2	Property, plant and equipment IAS-16		Leases IAS-17	Investment Property IAS-40	Exploration for and Evaluation of Mineral Resources IFRS-6	Events After the Balance Sheet Date IAS-40	Related-party disclosures IAS-24	Provisions, Contingent Liabilities and Contingent Assets IAS-37		Income tax IAS-12	Official name of company which audited in 2010	Provided unqualified opinion in 2010
			Inventories are valued at less than the cost or net realizable value	include any fixed assets at valuation (as opposed to cost)	capitalise and depreciate property, plant and equipment	financial leasing are valued at less than the present value of the minimum payments or fair value of assets	separately record the investment property apart from assets	assess impairment loss of exploration and evaluation assets	disclose events after the BS date in Financial statements	disclose transactions with related parties	Recognize any obligation incurred by dismantling and restoration during a certain period as a result of having carried out activities of exploration and evaluation of mineral resources and calculate amortization?	recognize and record contingent liabilities	Inventories are valued at less than the cost or net realizable value		
129	Remet LLC	5268451	Yes	Yes		Yes	Yes	Yes	Yes	Yes	Yes	Yes	Yes	San Arvich audit LLC	Yes
130	Samtan Mores LLC	5143926	No	No	Yes	No	No	No	No	Yes	No	Yes	Yes	Ulaanbaatar audit corporate LLC	Yes
131	Sansariin Geology Khaiguul LLC	5036933	No	No	No	No	No	Yes	Yes	Yes	Yes	Yes	Yes	Suld audit LLC	Yes
132	Southgobi Sands LLC	5084555	Yes	Yes	Yes	Unclear	Unclear	No	Yes	Yes	Yes	Yes	Yes	Pricewaterhousecoopers audit LLC	Yes
133	Centerragold Mongolia LLC	2108291	Yes	Yes	Yes	No	Yes	Yes	Yes	Yes	Yes	Yes	Yes	Dalai Van audit LLC	Yes
134	COAL LLC	5261198	Yes	No	Yes	No	Yes	No	No	Yes	Yes	No	Yes		Yes
135	CCEM LLC	5460093	Unclear	Unclear	Unclear	Unclear	Unclear	No	Unclear	Yes	Unclear	Yes	Yes	Altan Joloo audit LLC	Yes
136	CCM LLC	5044804	No	No	Yes	No	No	No	Unclear	No	No	No	No	Ulziit account audit LLC	Yes
137	CMKI LLC	5288703	No	No	Yes	Yes	Unclear	No	No	Yes	Yes	No	Yes	Sitiko audit LLC	Yes
138	Sinchi Oil LLC	2588617	No	No	Yes	No	Yes	No	Yes	No	No	No	Yes		Yes
139	Sod gazar LLC	5031974	Yes	Unclear	Yes	Unclear	Unclear	No	Yes	Yes	Unclear	No	Unclear	Medeelel audit LLC	Yes
140	SoNor trade LLC	2590565	No	No	Yes	Unclear	Yes	No	No	Unclear	Unclear	No	Yes	CMD audit LLC	No
141	Taats Murun LLC	5113075	Yes	Yes	Yes	No	No	No	Yes	Yes	Yes	Yes	Yes	Coordinat audit LLC	Yes
142	Tavantolgoi LLC	2016656	Yes	Yes	Yes	Yes	Yes	Yes	Yes	Yes	Yes	Yes	Yes	Itgelt audit LLC	Yes
143	Tai Sheng Development LLC	2777223	Yes	No	Yes	No	Yes	No	Yes	Yes	Unclear	No	No	Golden Page audit LLC	Yes
144	Terra Energy LLC	5430682	Yes	Yes	Yes	No	No	Yes	Yes	Yes	No	No	Yes	Ernst Yaung Mongolia audit LLC	Yes
145	Tethys Mining LLC	2807459	Unclear	No	Yes	Unclear	Unclear	Yes	Unclear	Yes	Unclear	No	Yes	Itgelt audit LLC	Yes
146	TBE LLC	5144108	Yes	No	Yes	Yes	Unclear	Unclear	No	Yes	Unclear	No	Yes	Acbar audit LLC	Yes
147	Tienjinsanjo LLC	5260183	Yes	Yes	Yes	Yes	Yes	Yes	Yes	Yes	Yes	Yes	Yes		Yes
148	Tugrog nuuriin energy LLC	2873575	Yes	Unclear	No	Unclear	No	Unclear	Yes	Yes	Unclear	Yes	No	NIMM audit LLC	Yes
149	Trego Mountain International LLC	5157846	No	Unclear	Yes	No	No	No	Yes	Yes	No	No	Yes	Laien audit LLC	No
150	Ten Hun LLC	2839717	Yes	No	Yes	No	Yes	No	No	Yes	No	No	Yes	Бодь тусгал аудит ХХК	Yes
151	Tengre Terra Resources LLC	5321611	Yes	Yes	Yes	Yes	Yes	Yes	Yes	Yes	Yes	Yes	Yes	Delloite Onch audit LLC	Yes
152	Ulz gol LLC	2344343	Yes	No	No	No	Yes	Yes	Yes	Yes	No	Yes	Yes	Ikh nayd audit LLC	Yes
153	Uurt gold LLC	2766868	Yes	Yes	Yes	No	No	Yes	No	Yes	No	Yes	Yes	Medeelel audit LLC	Yes

Appendix I. Application of International Financial Reporting Standards (IFRS)

№	Company name	Registration. No	Application of International Financial Reporting Standards (IFRS)											Audit	
			Inventory IAS-2	Property, plant and equipment IAS-16		Leases IAS-17	Investment Property IAS-40	Exploration for and Evaluation of Mineral Resources IFRS-6	Events After the Balance Sheet Date IAS-40	Related-party disclosures IAS-24	Provisions, Contingent Liabilities and Contingent Assets IAS-37		Income tax IAS-12	Official name of company which audited in 2010	Provided unqualified opinion in 2010
			Inventories are valued at less than the cost or net realizable value	include any fixed assets at valuation (as opposed to cost)	capitalise and depreciate property, plant and equipment	financial leasing are valued at less than the present value of the minimum payments or fair value of assets	separately record the investment property apart from assets	assess impairment loss of exploration and evaluation assets	disclose events after the BS date in Financial statements	disclose transactions with related parties	Recognize any obligation incurred by dismantling and restoration during a certain period as a result of having carried out activities of exploration and evaluation of mineral resources and calculate amortization?	recognize and record contingent liabilities	Inventories are valued at less than the cost or net realizable value		
154	Khagand Exploration LLC	2887134	Yes	Yes	Yes	No	Yes	No	Yes	Yes	No	Yes	Yes	Itgelt audit LLC	Yes
155	Khan Shijir LLC	2608758	Yes	No	Yes	No	Yes	No	No	Yes	No	Yes	Yes	Shidet Songolt audit LLC	Yes
156	Khar tarvagatai JSC	2001454	Yes	Yes	Yes	No	No	No	Unclear	Unclear	Unclear	Unclear	Unclear		Yes
157	Hera Investment LLC	2787687	Unclear	Unclear	Yes	Yes	Yes	Yes	Yes	Yes	Yes	No	Yes	Batalгаа audit LLC	Yes
158	Khos Khas LLC	2100231	Unclear	No	Yes	Yes	Unclear	No	No	Yes	No	No	Yes	Shidet Songolt audit LLC	Yes
159	Khotgor LLC	2661128	Yes	No	Yes	No	No	Unclear	Yes	No	No	No	Yes	0	
160	Khotgor shanaga LLC	2662647	No	No	Yes	No	Unclear	No	No	Yes	No	No	Unclear	0	
161	KHOTU LLC	2763788	No	No	No	No	Yes	No	No	Yes	No	Yes	Yes	Bizcon audit LLC	Yes
162	Khuadi khuonez LLC	5232538	Yes	No	No	No	No	No	No	Yes	No	Yes	Yes	TED audit LLC	Yes
163	Khuden LLC	2881934	Yes	No	No	No	No	No	No	Yes	No	Yes	Yes	TED audit LLC	Yes
164	Khunan jinlen LLC	2019086	Yes	Yes	Yes	No	No	No	Yes	Yes	Yes	Yes	Yes	Best Fortuna audit LLC	Yes
165	Khurai LLC	5104424	No	No	Yes	No	Yes	No	Yes	Yes	No	No	Yes		
166	Khurgatai khairkhan LLC	2643227	did Not respond												
167	Khuree Del LLC	2697734	Yes	Yes	Yes	Unclear	Unclear	Unclear	No	No	Unclear	Unclear	Unclear	Monsta audit LLC	Yes
168	Khuslemj LLC	2872722	No	Yes	Unclear	No	Yes	No	No	Yes	Yes	Yes	Yes	San Arvich audit LLC	Yes
169	Kherlen energo LLC	2871114	Yes	Yes	Yes	Yes	Yes	Yes	Yes	Yes	Yes	Yes	Yes	New Balance audit LLC	Yes
170	Tsairt Mineral LLC	2548747	Yes	Yes	Yes	Unclear	Yes	Unclear	Yes	Yes	Yes	Yes	Yes	Panter midland audit LLC	Yes
171	Tsevedeg LLC	2587025	Unclear	Unclear	Unclear	Unclear	No	No	No	Unclear	Yes	Yes	Yes	New Balance audit LLC	Yes
172	Chingisiin Khar Alt LLC	5031869	Unclear	Yes	Yes	No	Unclear	Unclear	Yes	Yes	Unclear	Unclear	Yes	Ikh nayd audit LLC	Yes
173	Chinkhua Mak Narin Sukhait LLC	2697947	No	No	Yes	Unclear	No	No	No	Yes	No	No	Yes	Confidense audit LLC	Yes
174	Shanlun LLC	2784904	Yes	Yes	Yes	Yes	Yes	Yes	Yes	Yes	Yes	Yes	Yes		
175	Shar Narst LLC	2618621	Yes	Yes	No	No	Yes	Yes	No	No	No	No	Yes	CMD audit LLC	Yes
176	Sharin Gol JSC	2050374	Yes	Yes	No	Unclear	Unclear	Yes	Yes	Yes	Unclear	Unclear	Yes	Ernst Young Mongolia audit LLC	No
177	Shivee Ovoo JSC	2004879	did Not respond												
178	Shijir Alt LLC	2072947	No	No	Yes	Unclear	Unclear	No	Yes	Yes	Yes	Yes	Yes	Golden Page audit LLC	Yes
179	Shin Shin LLC	2830213	Yes	No	No	No	Yes	No	No	Yes	No	No	Yes	New capital tentsel audit LLC	Yes
180	Shine Ellion Nen Yuan	5250862	did Not												

Appendix I. Application of International Financial Reporting Standards (IFRS)

№	Company name	Registration. No	Application of International Financial Reporting Standards (IFRS)										Audit		
			Inventory IAS-2	Property, plant and equipment IAS-16		Leases IAS-17	Investment Property IAS-40	Exploration for and Evaluation of Mineral Resources IFRS-6	Events After the Balance Sheet Date IAS-40	Related-party disclosures IAS-24	Provisions, Contingent Liabilities and Contingent Assets IAS-37		Income tax IAS-12	Official name of company which audited in 2010	Provided unqualified opinion in 2010
			Inventories are valued at less than the cost or net realizable value	include any fixed assets at valuation (as opposed to cost)	capitalise and depreciate property, plant and equipment	financial leasing are valued at less than the present value of the minimum payments or fair value of assets	separately record the investment property apart from assets	assess impairment loss of exploration and evaluation assets	disclose events after the BS date in Financial statements	disclose transactions with related parties	Recognize any obligation incurred by dismantling and restoration during a certain period as a result of having carried out activities of exploration and evaluation of mineral resources and calculate amortization?	recognize and record contingent liabilities	Inventories are valued at less than the cost or net realizable value		
	LLC		respond												
181	Shine shivee LLC	2858096	Yes	Unclear	Unclear	Yes	Unclear	Unclear	Yes	Yes	Yes	Yes	Yes	Pricewaterhousecoopers audit LLC	Yes
182	Shamen LLC	5155436	Unclear	No	No	Unclear	Yes	No	No	Yes	Unclear	Yes	Yes	Delloite Onch audit LLC	Yes
183	Egbaley LLC	5315603	No	No	No	Unclear	Unclear	No	Unclear	No	Unclear	Unclear	Yes	Sitiko audit LLC	Yes
184	APEXPRO LLC	5244676	did Not respond												
185	MRCMGL LLC	5402166	did Not respond												
186	MPHCL LLC	5137977	Unclear	Yes	Yes	Unclear	Unclear	Yes	Yes	Yes	No	Yes	Yes		Yes
187	MCTT LLC	5015243	did Not respond												
188	Emeelt mines LLC	2776804	No	No	No	Unclear	No	No	Yes	Yes	Unclear	No	Yes	Ulaanbaatar audit corporate LLC	Unclear
189	NPI LLC	5066417	Unclear	No	No	No	No	Yes	Yes	Yes	Yes	Yes	Yes	Suld audit LLC	Yes
190	Energy Resource LLC	2887746	Yes	Yes	Yes	Yes	Yes	Yes	Yes	Yes	Yes	Yes	Yes	Itgelt audit LLC	Unclear
191	Erven Khuder LLC	5069068	Yes	Yes	Yes	Unclear	No	Yes	Yes	Yes	Yes	Yes	Yes	Altan Joloo audit LLC	No
192	Erdene Jas LLC	2715619	did Not respond												
193	Erdenes MGL LLC	5124913	did Not respond												
194	Erdenes Tavan tolgoi JSC	5435528	did Not respond												
195	Erdenet Mining Corporation	2074192	No	Yes	No	Unclear	Yes	Yes	Yes	Yes	Yes	Yes	Yes	Ernst Young Mongolia audit LLC	Yes
196	Erdes Holding LLC	2655772	Yes	No	No	No	Yes	No	Yes	Yes	Yes	Yes	Yes	Dulguun Khairkhan Uul audit LLC	Yes
197	Erel LLC	2027194	did Not respond												
198	SBF LLC	5184851	Yes	No	No	Yes	Unclear	No	Yes	Yes	No	No	No	CMD audit LLC	Yes
199	FMI LLC	5209552	Unclear	Yes	Yes	Unclear	Unclear	Unclear	Unclear	Yes	Yes	Yes	Yes	Altan Joloo audit LLC	Yes
200	Eermel LLC	2075768	did Not respond												

Appendix J. Letter of response from company

No	Company name	Condition of receipt	No	Company name	Condition of receipt
1	Avdar bayan LLC	Yes	101	Mongol Gazar LLC	Yes
2	Agm Mining LLC	Yes	102	Mongol metal mining LLC	Yes
3	Adil Och LLC	Yes	103	Mongol Uranium Resource LLC	Yes
4	Aduunchuluun JSC	Yes	104	Mongol Tsamkhag LLC	Yes
5	Asia Gold Mongolia LLC	Yes	105	Mongol-Alt LLC	Yes
6	Aivuun Tes LLC	Yes	106	Monbolgargeo LLC	Yes
7	Altai Khangai burd LLC	Yes	107	Mongoljuanli LLC	Yes
8	Altain Khuder LLC	Yes	108	Mongolrustsevetmet LLC	Yes
9	Altan DorNod Mongol LLC	No	109	Mongol Rud prom LLC	Yes
10	Alshaakhairkhan LLC	Yes	110	Mongol Czech Metal LLC	Yes
11	Andiin Iich LLC	No	111	Munkh Noyn suvarga LLC	Yes
12	Andiin Temuulel LLC	Yes	112	Northwind LLC	Yes
13	Ankhai International LLC	Yes	113	Ododgold LLC	Yes
14	AUM LLC	Yes	114	Olova LLC	Yes
15	Baganuur JSC	Yes	115	Olon Ovoot Gold LLC	Yes
16	Batu mining Mongolia LLC	Yes	116	ONTRE LLC	Yes
17	Bayajmal Alt LLC	Yes	117	Orchlon Ord LLC	Yes
18	Bayalag ord LLC	Yes	118	Ochir Undraa LLC	Yes
19	Bayan Airag Exploration LLC	Yes	119	Oyu Tolgoi LLC	Yes
20	Bayan Erch LLC	No	120	Oyut Ulaan LLC	Yes
21	Bayantegsh impex LLC	Yes	121	Urmon Uul LLC	No
22	Bayanteeg LLC	No	122	OGCHL LLC	Yes
23	Belgravia mining LLC	Yes	123	Peninsula mining LLC	Yes
24	Big Mogul Coal and Energy LLC	Yes	124	Petro Matad LLC	Yes
25	Bold Tumur Yruu Gol LLC	No	125	Petrocoal LLC	Yes
26	Bold Fo Ar Da LLC	Yes	126	Petrochina Dachin Tamsag LLC	Yes
27	Boroo Gold LLC	Yes	127	Peabody winsway resources LLC	Yes
28	Broad LLC	Yes	128	Redhill Mongolia LLC	Yes
29	Bud-Invest LLC	Yes	129	Remet LLC	Yes
30	Bulgan Gangat LLC	No	130	Samtan Mores LLC	Yes
31	Buman olz LLC	Yes	131	Sansariin Geology Khaiguul LLC	Yes
32	Bumbat Resources LLC	Yes	132	Southgobi Sands LLC	Yes
33	Bumbat LLC	No	133	Centerragold Mongolia LLC	Yes
34	Buurgent LLC	Yes	134	COAL LLC	Yes
35	Berkh Resources LLC	Yes	135	CCEM LLC	Yes
36	Berkh-Uul LLC	Yes	136	CCM LLC	Yes
37	Beren Group LLC	Yes	137	CMKI LLC	Yes
38	Beren Mining LLC	Yes	138	Sinchi Oil LLC	Yes
39	Western Prospector Mongolia LLC	Yes	139	Sod gazar LLC	Yes
40	Gatsuurt LLC	No	140	Sonor trade LLC	Yes
41	GBNB LLC	No	141	Taats Murun LLC	Yes
42	Geomin LLC	Yes	142	Tavantolgoi JSC	Yes

Appendix J. Letter of response from company

No	Company name	Condition of receipt	No	Company name	Condition of receipt
43	Gobi consolidated LLC	Yes	143	Tai Sheng Development LLC	Yes
44	Gobi Coal and Energy LLC	Yes	144	Terra Energy LLC	Yes
45	Gobi Energy Partners LLC	Yes	145	Tethys Mining LLC	Yes
46	Gobi Exploration LLC	Yes	146	TBE LLC	Yes
47	Golden gobi mining LLC	Yes	147	Tienjinsanjo LLC	Yes
48	Golden Cross LLC	Yes	148	Tugrog nuuriin energy LLC	Yes
49	Golden Sea Petroleum LLC	Yes	149	Trego Mountain International LLC	Yes
50	Gunbileg gold LLC	Yes	150	Ten Hun LLC	Yes
51	Gunbileg trade LLC	No	151	Tengre Terra Resources LLC	Yes
52	Gurvan zam LLC	No	152	Ulz gol LLC	Yes
53	Gurvan tuhom LLC	No	153	Uurt gold LLC	Yes
54	Dadizi Yuan LLC	Yes	154	Khangad Exploration LLC	Yes
55	Datsan Trade LLC	Yes	155	Khan Shijir LLC	No
56	Dong Shen Petroleum LLC	No	156	Khar tarvagatai JSC	Yes
57	Dorniin khuder LLC	Yes	157	Hera Investment LLC	No
58	Dun-Erdene LLC	No	158	Khos Khas LLC	No
59	Dun Yuan LLC	Yes	159	Khotgor LLC	No
60	Delger Orchlon LLC	Yes	160	Khotgor shanaga LLC	No
61	Jump-Alt LLC	No	161	KHOTU LLC	Yes
62	JKMK LLC	No	162	Khuadi khuonez LLC	No
63	GEM international LLC	Yes	163	Khuden LLC	Yes
64	GLDV LLC	Yes	164	Khunan jinlen LLC	Yes
65	G and U Gold LLC	No	165	Khurai LLC	Yes
66	GSB mining LLC	Yes	166	Khurgatai khairkhan LLC	No
67	Jinghua Ord LLC	No	167	Khuree Del LLC	No
68	Jotoin bajuuna LLC	Yes	168	Khuslemj LLC	Yes
69	Zanadumetals mongolia LLC	Yes	169	Kherlen energo LLC	No
70	Zaraya holdings LLC	Yes	170	Tsairt Mineral LLC	Yes
71	ZBAA LLC	Yes	171	Tsevdeg LLC	Yes
72	Zon Xen U Tian LLC	Yes	172	Chingisiin Khar Alt LLC	Yes
73	Zhu Yu E LLC	Yes	173	Chinkhua Mak Nariin Sukhait LLC	Yes
74	Zuunmod Uul LLC	Yes	174	Shanlun LLC	Yes
75	Ilt Gold LLC	Yes	175	Shar Narst LLC	No
76	Ikh Mongol Mining LLC	Yes	176	Shariin Gol JSC	Yes
77	Ikh Khan Uul LLC	No	177	Shivee Ovoo JSC	Yes
78	Kazmon contact LLC	Yes	178	Shijir Alt LLC	Yes
79	Camex LLC	Yes	179	Shin Shin LLC	Yes
80	Cupcorp Mongolia LLC	Yes	180	Shine Ellion Nen Yuan LLC	No
81	Cascade mining LLC	No	181	Shine shivee LLC	No
82	Coge gogi LLC	Yes	182	Shamen LLC	Yes
83	Commod LLC	Yes	183	Egbaley LLC	No
84	QGX Mongol LLC	Yes	184	APEXPRO LLC	No
85	KVP LLC	Yes	185	MRCMGL LLC	No

Appendix J. Letter of response from company

№	Company name	Condition of receipt	№	Company name	Condition of receipt
86	Lon Shenda LLC	Yes	186	MPHCL LLC	No
87	Lut chuluu LLC	Yes	187	MCTT LLC	No
88	MCS Petro Mongolia LLC	Yes	188	Emeelt mines LLC	Yes
89	Magnai trade LLC	Yes	189	NPI LLC	No
90	Marco Polo LLC	Yes	190	Energy Resource LLC	Yes
91	MGMK LLC	Yes	191	Erven Khuder LLC	No
92	MEC LLC	Yes	192	Erdene Jas LLC	No
93	Mon Enco LLC	Yes	193	Erdenes MGL LLC	No
94	Mongoin Gol LLC	Yes	194	Erdenes Tavan tolgoi JSC	No
95	Mon Ajnai LLC	No	195	Erdenet Mining Corporation LLC	No
96	Mondulaan trade LLC	Yes	196	Erdes Holding LLC	No
97	Mon laa	Yes	197	Erel LLC	No
98	Mon Polimet LLC	No	198	SBF LLC	Yes
99	Mongol Alt Mak LLC	No	199	FMI LLC	No
100	Mongol Altai Resources LLC	Yes	200	Eermel LLC	No
Comment:					
	Received (Yes)				
	Not received (No)				

Appendix K (a). Nature environment and remediation information

№	Company name	Technical remediation (in thousand cubic meters)			Soil remediation (in thousand cubic meter)			Biological remediation (in thousand cubic meter)			Cost (in million MNT)		
		plan	performance	%	plan	performance	%	plan	performance	%	plan	performance	%
1	Avdar bayan LLC	5.0	-		-		139.3	4.6	-		-	-	93.8
2	Adil Och LLC	-	-		-			-	-		-	-	
3	Altain Khuder LLC	-	-		-			-	-		-	-	100.0
4	Altai Khangai burd LLC	3.4	-		3.4			3.4	-	0	6.0	-	294.0
5	Andiin Temuulel LLC	4.5	-	-	-		916.7	2.0	-	0	12.3	8.6	1,248.7
6	Ankhai International LLC	-	-		-			-	-		-	-	
7	AUM LLC	10.0	-	-	10.0		261.1	5.0	-	0	52.0	-	13,315.4
8	Bayntegsh impex LLC	0.3	-	-	0.2			0.5	-	0	6.7	-	-
9	Bayn Erch LLC	-	-		-			2.0	-	0	15.0	-	
10	Bold Tumur Yruu Gol LLC	-	-		-			0.5	-	0	60.6	-	
11	Boroo Gold LLC	-	55.2		-			-	55.2		-	2,281.0	-
12	Bud-Invest LLC	5.5	-	-	-		-	-	-		10.0	26.5	-
13	Bulgan Gangat LLC	3.2	4.1	126.6	-			4.0	4.1	101.3	15.0	30.0	20.7
14	Bumbat LLC	25.0	-	-	25.0		100.0	-	-		75.6	-	100.0
15	Buurgent LLC	7.0	-	-	7.0		33.3	3.0	-	0	22.0	-	63.9
16	Berkh-Uul LLC	19.3	22.5	116.6	-			-	22.5		20.0	20.9	-
17	Beren Group LLC	-	-		-			-	-		-	-	
18	GBNB LLC	1.0	-	-	1.0			-	-		6.2	28.5	-
19	Gurvan tuhun LLC	10.2	8.3	81.4	5.3		-	5.3	8.3	156.6	19.4	11.6	138.1
20	Dadizi Yuan LLC	-	-		-		-	-	-		-	7.2	-
21	Datsan Trade LLC	9.6	0.1	1.0	0.6		-	0.6	0.1	15.9	29.9	11.3	55.8
22	Dun-Erdene LLC	2.5	3.2	128.0	2.2			2.0	3.2	160	13.0	33.2	-
23	G and U Gold LLC	2.1	-	-	2.1			-	-		6.0	-	1,361.9
24	Jotoin bajuuna LLC	4.8	-	-	4.8		-	5.8	-	0	6.0	61.4	-
25	Zhu Yu E LLC	-	-		-			-	-		-	-	-
26	Commod LLC	2.2	-	-	-			-	-		2.2	-	-
27	Lut chuluu LLC	3.0	-	-	-		-	-	-		1.0	-	-
28	MGMK LLC	-	-		-			-	-		-	-	106.0
29	Mon laa LLC	-	-		9.3			-	-		14.0	-	2,338.0
30	Mongol Alt LLC	2.5	-	-	1.0			-	-		6.0	-	

Appendix K (a). Nature environment and remediation information

№	Company name	Technical remediation (in thousand cubic meters)			Soil remediation (in thousand cubic meter)			Biological remediation (in thousand cubic meter)			Cost (in million MNT)		
		plan	performance	%	plan	performance	%	plan	performance	%	plan	performance	%
31	Mondulaan trade LLC	18.7	9.7	51.9	3.5			3.5	9.7		30.0	1.5	
32	Mon Polimet LLC	3.4	-	-	3.4		104.9	5.0	-	0	65.2	-	631.3
33	Northwind LLC	-	-	-	-			-	-		30.0	20.3	-
34	Ododgold LLC	5.1	-	-	5.0		291.7	2.0	-	0	25.0	-	
35	Oyu Tolgoi LLC	-	150.0		-			-	150.0		-	-	-
36	Trego Mountain International LLC	-	-		-		1,214.7	-	-		-	-	591.2
37	Ulz gol LLC	13.5	-	-	16.3			12.1	-		39.3	50.1	-
38	Uurt gold LLC	1.7	-	-	0.2			0.7	-	0	5.4	-	75.0
39	Khos Khas LLC	-	-		-			-	-		-	14.0	
40	KHOTU LLC	2.6	-	-	2.6		100.0	2.6	-	0	104.5	-	109.9
41	Khunan jinlen LLC	1.5	-	-	-			3.0	-	0	3.6	-	
42	Khurai LLC	1.8	1.2	68.5	2.4		100.0	1.8	1.2	68.5	8.5	9.3	81.3
43	Khuslemj LLC	1.4	-	-	-			-	-		40.2	32.7	
44	Kherlen energo LLC	0.4	-	-	-		-	-	-		3.0	8.6	48.4
45	Tsairt Mineral LLC	2.0	4.0	200.0	-			4.0	4.0	100	7.3	146.3	
46	Shanlun LLC	1.4	0.3	24.3	0.5			0.5	0.3	68	2.0	2.0	100.0
47	Shar Narst LLC	-	-		-			7.4	-	0	159.3	-	
48	Shin Shin LLC	-	-		-		33.3	-	-		-	-	110.1
49	MCTT LLC	0.3	0.1	26.5	-			0.1	0.1	69.2	5.0	2.5	6.8
50	Erdenet Mining Corporation	5.0	-	-	2.0			2.0	-	0	50.0	-	126.0
51	Erel LLC	1.7	0.4	23.5	0.7		-	0.1	0.4		3.0	2.7	250.5
52	SBF LLC	6.9	-	-	2.0			2.0	-		10.0	15.0	
53	Aduunchuluun JSC	7.0	5.1	73.4	3.0	1.0	33.3	3.0	2.0	66.8	8.5	16.0	188.2
54	Andiin Ilch LLC	1.3	3.2	246.2	0.1	4.0	4,000.0	1.3	1.3	100.0	21.2	21.2	100.0
55	Baganuur JSC	10.0		-	10.0		-	10.0		-	100.0		-
56	Baylag ord LLC	0.7	2.5	357.1	0.4	1.7	425.0	0.4	1.7	425.0	0.5	7.2	1,440.0
57	Baynteeg LLC	1.6	3.7	231.3	1.6		-	2.0		-	5.2	5.5	105.8
58	Bold Fo Ar Da LLC	-	-		1.6	0.1	8.8	-	-		2.2	18.9	857.3
59	Buman olz LLC	-	-		-			-	-		30.0	10.0	33.3
60	Berkh-Uul LLC	0.5	-	-	-			-	-		7.3	14.2	194.5

Appendix K (a). Nature environment and remediation information

№	Company name	Technical remediation (in thousand cubic meters)			Soil remediation (in thousand cubic meter)			Biological remediation (in thousand cubic meter)			Cost (in million MNT)		
		plan	performance	%	plan	performance	%	plan	performance	%	plan	performance	%
61	Gobi Coal and Energy LLC	0.4	-		-	-		-	-		5.0	41.0	1,022.5
62	GLDV LLC	0.4		-	-			-			2.8		-
63	Mongoin Gol LLC	2.5	4.5	180.0	-	1.0		3.0	-	-	2.7	0.8	29.6
64	Mon Ajnai LLC	0.1		-	0.0		-	0.0		-	5.0		-
65	Mongol Alt Mak LLC	4.2	3.1	74.3	2.0	-		-	3.0		28.2	18.4	139.2
66	Mon Enco LLC	25.4	4.0	15.7	7.9	-	-	-	6.1		145.5	200.1	137.5
67	Munkh noyn suvarga LLC		-			-			-			229.2	
68	Petrocoal LLC	-	-		0.9	-	-	-	-		0.5	0.5	100.0
69	Redhill Mongolia LLC	-	-		6.4	-	-	-	-		15.0	56.0	373.3
70	Southgobi Sands LLC	4.8	10.6	219.0	114.2	11.7	10.2	10.2	12.6	123.7	176.6	197.5	111.8
71	COAL LLC	-	-		-	-		-	-		-	44.8	
72	Tavantolgoi LLC	-	0.6		-	6.1		-	0.9		65.6	46.7	71.2
73	Tugrog nuuriin energy LLC	-	-		-	-		-	-		9.3	9.0	96.8
74	Khangad Exploration LLC	-	-		12.8	-	-	-	-		43.0	25.0	58.1
75	Khar tarvagatai JSC												
76	Khotgor shanaga LLC	1.0	-	-	-	-		-	-		4.0	4.5	112.5
77	Khotgor LLC	1.0	1.0	100.0	2.0	1.8	90.0	2.0	1.8	90.0	2.9	2.9	100.0
78	Chinkhua Mak Nariin Sukhait LLC	-	-		-	0.2		-	0.3		25.0	93.3	373.3
79	Chingisiin Khar Alt LLC	-	-		-	1.2		-	-		50.0	1.6	3.2
80	Shariin Gol JSC	1.3	0.7	53.8	1.5	4.0	266.7	1.5	-	-	30.7	16.8	54.7
81	Shivee Ovoo JSC	14.0	-	-	21.5	-	-	3.5	0.7	20.0	8.6	18.6	215.7
82	Energy Resource LLC	2.0	3.0	150.0	0.9	-	-	4.0	1.0	25.0	444.2	554.9	124.9
83	Erdenes Tavan tolgoi JSC	-	-		-	1.2		-	-		60.0	17.9	29.8
	Total	266.8	301.2	112.9	297.4	34.0	11.4	126.5	290.5	229.6	2289.7	4497.4	196.8

Appendix K (b). In kind contribution to Environmental protection special account

(MNT)

No	Date	Company name	Income	Refund
1	11.01.14	Bilegt Zurvas LLC	17,600,000.00	
2	11.01.20	Jinshentan LLC	500,000.00	
3	11.01.20	Aduunchuluun JSC	1,200,000.00	
4	11.01.28	Zuun gazar LLC	50,000.00	
5	11.02.01	EBNE LLC	236,000.00	
6	11.02.25	Urgakh Govi LLC	50,000.00	
7	11.02.25	Erel Toosgo LLC	750,000.00	
8	11.02.21	GLDB LLC	750,000.00	
9	11.02.24	Gurven tuhum LLC	6,990,000.00	
10	11.02.24	Borjgonii tal LLC	1,100,000.00	
11	11.03.01	Mongol ceramic LLC	1,000,000.00	
12	11.03.02	ALGT LLC	1,100,000.00	
13	11.03.04	Hun hua LLC	1,000,000.00	
14	11.03.04	TSPTS LLC	232,250.00	
15	11.03.07	Hun hua LLC	400,000.00	
16	11.03.07	Tegshplant LLC	2,700,000.00	
17	11.03.09	Andiin elch LLC	4,185,000.00	
18	11.03.15	Jump gold LLC	1,500,000.00	
19	11.03.14	Talst dul LLC	1,000,000.00	
20	11.03.16	Land Mongolia LLC	3,300,000.00	
21	11.03.17	Du Yastiin Uurkhai LLC	6,500,000.00	
22	11.03.18	Chuluut International LLC	575,000.00	
23	11.03.22	Tevshiin gobi LLC	400,000.00	
24	11.03.23	Erves Khuder LLC	800,000.00	
25	11.03.29	Marco Polo LLC	2,665,000.00	
26	11.03.31	Gangar invest LLC	4,600,000.00	
27	11.04.01	Bukhug Turgen LLC	1,000,000.00	
28	11.04.04	Hong Chang Li LLC	300,000.00	
29	11.04.04	Cazmon Contact LLC	4,000,000.00	
30	11.04.06	Zoljargal	582,500.00	
31	11.04.11	Tugrug nuuriin energy LLC	4,625,000.00	
32	11.04.11	Minyu Shishi LLC	5,790,000.00	
33	11.04.12	Erel LLC	1,325,000.00	
34	11.04.12	Monlaa LLC	2,000,000.00	
35	11.04.12	Tsengeg orog LLC	500,000.00	
36	11.04.12	Shine toosgo LLC	250,000.00	
37	11.04.12	Golden sea petroleum LLC	28,385,000.00	
38	11.04.12	Beren Group LLC	7,600,000.00	
39	11.04.12	Mongol Alt Mak LLC	2,200,000.00	
40	11.04.12	Mongol Alt Mak LLC	4,850,000.00	
41	11.04.14	Petro matad LLC	24,219,243.00	
42	11.04.14	Buman olz LLC	895,000.00	
43	11.04.15	Oyunii Khishig LLC	6,461,000.00	
44	11.04.15	South gobi sands LLC	121,950,000.00	
45	11.04.15	Dong shen petroleum LLC	27,017,500.00	
46	11.04.15	Cupcorp mongolia LLC	15,063,625.00	
47	11.04.15	Cupcorp mongolia LLC	15,063,625.00	
48	11.04.15	Ankhai international LLC	41,972,000.00	

Appendix K (b). In kind contribution to Environmental protection special account

(MNT)

No	Date	Company name	Income	Refund
49	11.04.19	Zhu yu e LLC	5,900,000.00	
50	11.04.20	Trego Mountain International LLC	850,000.00	
51	11.04.20	Mongolrutsvetment LLC	23,947,500.00	
52	11.04.20	Mongolrutsvetment LLC	6,724,500.00	
53	11.04.20	Mongolrutsvetment LLC	8,178,000.00	
54	11.04.21	Bayanjants LLC	1,500,000.00	
55	11.04.21	Energy resources LLC	72,770,000.00	
56	11.04.21	Buman Olz LLC	1,975,000.00	
57	11.04.21	Bayan-Ulgii Erchim LLC	625,000.00	
58	11.04.21	Zun-Run LLC	818,500.00	
59	11.04.22	Tokhoi bulag uurkhai LLC	1,125,000.00	
60	11.04.26	NK LLC	850,000.00	
61	11.04.27	Mongolrutsvetment LLC	4,385,000.00	
62	11.04.27	Beren Group LLC	1,000,000.00	
63	11.04.27	Beren Group LLC	1,000,000.00	
64	11.04.29	CMCG LLC	400,000.00	
65	11.04.29	Ten khun LLC	7,500,000.00	
66	11.05.03	Northwind LLC	2,000,000.00	
67	11.05.03	Khunt uguuj LLC	1,500,000.00	
68	11.05.02	Remar LLC	500,000.00	
69	11.05.09	Berkh uul LLC	5,750,000.00	
70	11.05.09	Mongol cheh metal LLC	1,150,000.00	
71	11.05.10	Gindizi Yuan LLC	1,500,000.00	
72	11.05.10	Gerelt od LLC	1,350,000.00	
73	11.05.10	Huanlyan LLC	1,500,000.00	
74	11.05.10	Shivee-Ovoo JSC	2,300,000.00	
75	11.05.10	TMOB LLC	250,000.00	
76	11.05.11	Erdenes MGL LLC	5,175,000.00	
77	11.05.12	Khotu LLC	10,000,000.00	
78	11.05.12	Reach ore LLC	100,000.00	
79	11.05.16	Northwind LLC	13,000,000.00	
80	11.05.16	Ej erdene LLC	350,000.00	
81	11.05.17	Bold tumur yeruu gol LLC	20,000,000.00	
82	11.05.18	Monspar LLC	1,400,000.00	
83	11.05.18	Khangad exploration LLC	30,080,000.00	
84	11.05.20	Oyu tolgoi LLC	187,720,000.00	
85	11.05.23	Dunfanlunma LLC	750,000.00	
86	11.05.24	Kun lu LLC	1,530,000.00	
87	11.05.26	Itgel tushig LLC	825,000.00	
88	11.05.27	MOENKO LLC	52,930,000.00	
89	11.05.27	Dadizi Yuan LLC	7,250,000.00	
90	11.05.27	AFK tavn LLC	12,500,000.00	
91	11.05.31	Ej erdene LLC	450,000.00	
92	11.05.31	Mestrance protation LLC	200,000.00	
93	11.06.03	Bat alt tuv LLC	2,000,000.00	
94	11.06.06	Geo erel LLC	3,250,000.00	
95	11.06.06	Tenuun baigali LLC	1,000,000.00	
96	11.06.06	Cazmon Contact LLC	5,350,000.00	

Appendix K (b). In kind contribution to Environmental protection special account

(MNT)

No	Date	Company name	Income	Refund
97	11.06.06	BS sanchir LLC	4,000,000.00	
98	11.06.06	SBF LLC	1,500,000.00	
99	11.06.09	Lut chuluu LLC	25,000,000.00	
100	11.06.09	OSUAA alba-erel	1,275,000.00	
101	11.06.09	Kherlen energo LLC	4,250,000.00	
102	11.06.09	Commod LLC	3,743,000.00	
103	11.06.09	Blast LLC	1,450,000.00	
104	11.06.09	Erdeniin khugjil LLC	150,000.00	
105	11.06.09	Erdeniin khugjil LLC	308,000.00	
106	11.06.10	Zaamariin ikh alt	1,650,000.00	
107	11.06.10	Noyongari LLC	1,000,000.00	
108	11.06.13	Tsevdeg LLC	3,100,000.00	
109	11.06.13	Dun Yuan LLC	5,000,000.00	
110	11.06.14	Mongol uranium resource LLC	235,000.00	
111	11.06.14	Erel LLC	225,000.00	
112	11.06.15	Mon els LLC	200,000.00	
113	11.06.15	SH TS Bulag LLC	600,000.00	
114	11.06.17	Mondulaan trade LLC	400,000.00	
115	11.06.17	Khuslemj LLC	15,700,000.00	
116	11.06.20	Khuslemj LLC	1,000,000.00	
117	11.06.20	Datsan trade LLC	50,000.00	
118	11.06.21	D.Ganzorig LLC	3,677,500.00	
119	11.06.27	Uugan elch LLC	500,000.00	
120	11.06.27	Bud invest LLC	1,250,000.00	
121	11.06.27	Sonor trade LLC	1,500,000.00	
122	11.06.27	Top toosgo LLC	4,661,000.00	
123	11.06.28	Avdar bayan LLC	1,985,000.00	
124	11.07.05	Gantig chuluu LLC	2,500,000.00	
125	11.07.06	Minjit bulgan LLC	5,360,000.00	
126	11.07.07	Nalaikh erdes LLC	500,000.00	
127	11.07.08	Tugs Erkhes LLC	240,000.00	
128	11.07.08	Uurt alt LLC	1,000,000.00	
129	11.07.21	TN and U LLC	1,575,000.00	
130	11.08.01	Datu LC	100,000.00	
131	11.08.03	ML tsakhiurt ovoo LLC	15,000,000.00	
132	11.08.08	Santaviach LLC	500,000.00	
133	11.08.11	Sh. Enkhbat	555,000.00	
134	11.08.12	Jin Hua ord LLC	2,500,000.00	
135	11.08.19	Huld cement LLC	2,850,000.00	
136	11.08.22	Huld cement LLC	100,000.00	
137	11.08.22	GBNK LLC	100,000.00	
138	11.08.22	Baga tayan LLC	2,880,000.00	
139	11.08.26	Tevshiin govi LLC	500,000.00	
140	11.08.30	Shan lun LLC	350,000.00	
141	11.08.30	Mongol ju yuan li LLC	2,000,000.00	
142	11.09.01	Darkhan metal factor	1,000,000.00	
143	11.09.06	Tuvshin LLC	15,000,000.00	
144	11.09.06	Reobayan khongor LLC	2,985,000.00	

Appendix K (b). In kind contribution to Environmental protection special account

(MNT)

No	Date	Company name	Income	Refund
145	11.09.07	Dornogoviin uils LLC	5,087,500.00	
146	11.09.13	kun lun LLC	5,100,000.00	
147	11.09.29	Aivuun tes LLC	1,500,000.00	
148	11.09.30	Aivuun tes LLC	7,500,000.00	
149	11.09.30	NET of Orkhon aimag	7,500,000.00	
150	11.12.08	Tsokhont undur LLC	0	5,400,000.00
151	11.10.04	Jargalsaikhan	600,000.00	
152	11.10.05	Jargalsaikhan	150,000.00	
153	11.10.05	Jargalsaikhan	150,000.00	
154	11.10.05	Mongolia gold corporation LLC	150,000.00	
155	11.10.14	Mongolia gold corporation LLC	200,000.00	
156	11.10.14	Mongolia gold corporation LLC	200,000.00	
157	11.10.14	Almaz group LLC	200,000.00	
158	11.10.17	COAL LLC	3,805,000.00	
159	11.11.03	G and U gold LLC	44,750,000.00	
160	11.11.04	G and U gold LLC	3,000,000.00	
161	11.11.04	Ganbat	3,000,000.00	
162	11.11.07	A SH B LLC	100,000.00	
163	11.11.08	Global instern mineralz reseach LLC	2,221,140.00	
164	11.11.16	Global instern mineralz reseach LLC	150,000.00	
165	11.11.16	Asgat uul LLC	200,000.00	
166	11.11.17	Minduotaidi LLC	500,000.00	
167	11.11.28	Shivee-Ovoo JSC	5,000,000.00	
168	11.12.01	APEXPRO LLC	12,100,000.00	
169	11.12.08	Aduunchuluun JSC	32,864,040.00	
170	11.12.09	Shaman LLC	1,500,000.00	
171	11.12.23	Darkhan metal factor	20,658,600.00	
172	11.12.30	Zuun gazar LLC	25,000,000.00	
		Total income of 2011	1,215,632,023.00	5,400,000.00

Appendix L. Analysis on Implementation of Mining Activity Plan

1. Gold (main mine)

№	Company name	Earth removal (in thousand cubic meters)			Ore mining (in thousand ton)			Ore processing (in thousand ton)			Product output (ton)			Sales of products (ton)		
		plan	performance	%	plan	performance	%	plan	performance	%	plan	performance	%	plan	performance	%
1	Boroo Gold LLC	-	-	-	-	-	-	2,456.7	2.3	0.1	1.7	1.8	108.9	1.7	1.8	111.6
2	Boroo Gold LLC			-			-	5,316.0		-	1.7		-	1.7		-
3	Dun Yuan LLC			-			-			-			-			-
4	Shin Shin LLC										111.0					
5	Shin Shin LLC										8,353.0					
6	Olon Ovoot Gold LLC	3,433.9		-	641.3		-	585.0		-	175.5		-	175.5		-
	Total	3,433.9		-	641.3		-	8,357.7		2.3	0.1	8,642.8		1.8	108.9	178.8

Appendix L. Analysis on Implementation of Mining Activity Plan

2. Aluminum mine

№	Company name	Earth removal (in thousand cubic meters)			Ore mining (in thousand ton)			Ore processing (in thousand ton)			Product output (ton)			Sales of products (ton)		
		plan	performance	%	plan	performance	%	plan	performance	%	plan	performance	%	plan	performance	%
1	Avdar bayn LLC	15.8		-	38.5	25.0	64.9	38.5	25.0	64.9	12.3	2.0	16.3	12.3	2.0	16.3
2	Andiin Temuulel LLC	22.7	17.4	76.3	55.1	47.7	86.7	55.4	47.7	86.1	10.8	9.6	88.7	10.8	9.6	88.7
3	Aivuun tes LLC	301.0		-	51.3		-	51.3		-	32.0		-	32.0		-
4	Altai khangai burd LLC	138.8		-	64.1		-	64.1		-	21.6		-	21.6		-
5	AUM LLC	80.2		-	31.2		-	31.2		-	43.4		-	43.4		-
6	Bud-Invest LLC		-			25.0			25.0			4.5			4.3	
7	Bulgan Gangat LLC	904.6	1.1	0.1	50.4	63.9	126.8	50.4	63.9		125.6	101.0	80.4	125.6	110.4	87.9
8	Bumbat LLC	1.7		-	204.0		-	204.0		-	317.0		-	317.0		-
9	Buurgent LLC	216.0			97.9			97.9			35.1			35.1		
10	Berkh-Uul LLC	4.3	17.8		4.2	6.7	159.2	4.2	6.7		4.0	1.6	40.9	4.0	1.7	42.5
11	GBNB LLC	518.0	714.4	137.9	84.0	122.9	146.3	84.0	122.9	146.3	128.0	56.4	44.1	128.0	56.4	44.1
12	Gurvan tuhom LLC	50.5	52.5	104.1	59.9	59.3	98.9	59.9	59.3	98.9	11.0	16.0	144.9	11.0	12.9	116.6
13	Gurvan tuhom LLC	34.5		-	37.7		-	37.7		-	15.9		-	15.9		-
14	Dadizi Yuan LLC	1,332.0			168.5			168.5			130.7			130.7		

Appendix L. Analysis on Implementation of Mining Activity Plan

2. Aluminum mine

№	Company name	Earth removal (in thousand cubic meters)			Ore mining (in thousand ton)			Ore processing (in thousand ton)			Product output (ton)			Sales of products (ton)		
		plan	performance	%	plan	performance	%	plan	performance	%	plan	performance	%	plan	performance	%
15	Datsan Trade LLC	585.2	237.6	40.6	114.1	53.5	46.9	114.1	53.5	46.9	45.3	17.9	39.5	45.3	17.9	39.5
16	Datsan Trade LLC	157.3			19.4			19.4			30.6			30.6		
17	Dun-Erdene LLC		2.7			33.7			33.7			20.0			17.5	
18	G and U Gold LLC	320.0			88.4			88.4			41.1			41.1		
19	Jotoin bajuuna LLC	60.0	54.5	90.8	40.3	38.5	95.4	40.3	38.5	95.4	9.8	14.8	150.8	98.1	14.8	15.1
20	Ilt Gold LLC	26.9	42.4	157.6	26.6	8.4	31.6	26.6	8.4	31.6	4.1	4.1	99.8	4.1	4.5	109.0
21	Marco Polo LLC	189.0	88.1		186.5	437.2	234.4	186.5	424.1	227.4	71.0	233.3	328.6	71.0	233.3	328.6
22	Mondulaan trade LLC	3,030.0		-	184.0	228.9	124.4	184.0	228.9	124.4	296.2	322.9	109.0	296.2	319.8	108.0
23	Mon Polimet LLC	902.8	535.4	59.3	52.3	123.0	235.2	52.3	123.0	235.2	51.7	52.8	102.1	-	-	
24	Mon Polimet LLC	609.4	1,907.0	312.9	1,530.5	1,901.6	124.2	1,530.5	1,901.6	124.2	376.4	910.8	242.0	-	-	
25	Mongol Alt Mak LLC	132.0			39.8			39.8			39.2			39.2		
26	Monbolgargeo LLC	268.8	133.6	49.7	162.9	157.2	96.5	162.9	157.2	96.5	45.3	46.2	102.0	45.3	46.2	102.0
27	Mongolrustsevetmet LLC	1,456.0	-	-	85.0	85.0	100.0	85.0	85.0	100.0	121.1	-	-	121.1	-	-
28	Ododgold LLC	285.2		-	64.7		-	61.4		-	43.2		-	43.2		-
29	Ododgold LLC	85.3			27.5			32.4			22.2			22.2		
30	Ododgold LLC	128.5		-	45.9		-	52.2		-	25.3		-	25.3		-
31	Urmon Uul LLC	540.0	682.0	126.3	80.0	80.0	100.0	80.0	80.0	100.0	90.0	131.2	145.8	90.0	212.5	236.1
32	Centerragold Mongolia LLC	3,963.0			1,773.0			839.5			1,991.0			1,991.0		
33	Sonor trade LLC	14.4	21.6	150.0	21.6	5.8		21.6	5.8	26.9	17.3	27.6	159.9	17.3	27.6	159.9
34	Ulz gol LLC	85.3	2.0	2.4	24.8	148.1	596.9	32.3	148.1	459.1	15.5	87.5	563.4	15.5	87.5	563.4
35	Uurt gold LLC	133.0			19.2			19.2			28.0			24.3		
36	Khar tarvagatai JSC	11.2			18.9			18.9			5.0			5.0		
37	Khos Khas LLC	-	-		74.5	-		74.5	-		50.0			50.0		
38	Khos Khas LLC	149.7	44.8	29.9	18.1	5.1	28.1	18.1	5.1	28.1	13.7	1.8	13.1	13.7	1.8	13.1
39	KHOTU LLC	215.3	186.0	86.4	24.3	19.4	79.9	24.3	19.4	79.9	25.7	18.3	71.2	25.7	17.1	66.4
40	Khunan jinlen LLC				116.8			116.8			14.1			14.1		
41	Khurai LLC	63.8	49.2	77.1	18.8	25.0	132.9	18.8	25.0	132.9	17.8	22.9	129.0	17.8	20.6	115.9
42	Khuslemj LLC	287.9	37.0	12.9	75.4	17.0	22.5	75.4	17.0	22.5	30.9	5.1	16.5	30.9	5.1	16.5
43	Tsevddeg LLC	128.3	140.0	109.1	18.8	21.5	114.2	18.8	21.5	114.2	23.4	23.9	102.1	20.3	23.9	117.6

Appendix L. Analysis on Implementation of Mining Activity Plan

2. Aliminum mine

№	Company name	Earth removal (in thousand cubic meters)			Ore mining (in thousand ton)			Ore processing (in thousand ton)			Product output (ton)			Sales of products (ton)		
		plan	performance	%	plan	performance	%	plan	performance	%	plan	performance	%	plan	performance	%
44	Shanlun LLC											11.6			11.6	
45	Shar Narst LLC	560.9	277.6	49.5	122.0	38.4	31.5	122.0	38.4	31.5	144.0	34.9	24.3	144.0	34.9	24.3
46	SBF LLC	809.0		-	65.0		-	65.0		-	35.1		-	35.1		-
	Total	18,818.2	5,244.6	27.9	6,085.7	3,777.7	62.1	5,168.1	3,764.6	72.8	4,611.5	2,178.7	47.2	4,265.0	1,293.8	30.3

Silver

47	Shanlun LLC											2,773.0			2,773.0	
	Total	0.00	0.00	0.00	0.00	0.00	0.00	0.00	0.00	0.00	0.00	2,773.0	-	-	2,773.0	0.00

3. Molybdenum

№	Company name	Earth removal (in thousand cubic meters)			Ore mining (in thousand ton)			Ore processing (in thousand ton)			Product output (ton)			Sales of products (ton)		
		plan	performance	%	plan	performance	%	plan	performance	%	plan	performance	%	plan	performance	%
1	Bayn Erch LLC		12.0			-			-			-			-	
2	Erdenet Mining Corporation										3.9	2.0	49.8	3.9	2.0	49.8
	Total	-	12.0	-	-	-	-	-	-	-	3.9	2.0	49.8	3.9	2.0	49.8

Appendix L. Analysis on Implementation of Mining Activity Plan

4. Copper

№	Company name	Earth removal (in thousand cubic meters)			Ore mining (in thousand ton)			Ore processing (in thousand ton)			Product output (ton)			Sales of products (ton)		
		plan	performance	%	plan	performance	%	plan	performance	%	plan	performance	%	plan	performance	%
1	Erdenet Mining Corporation LLC	5,349.0	5,670.0	106.0	26,650.0	27,750.0	104.1	25,650.0	26,100.0	101.8	503.4	513.7	102.1	503.4	513.7	102.1
2	Oyu Tolgoi LLC		13.3													
	Total	5,349.0	5,683.3	106.2	26,650.0	27,750.0	104.1	25,650.0	26,100.0	101.8	503.4	513.7	102.1	503.4	513.7	102.1

5. Foil and lead

№	Company name	Earth removal (in thousand cubic meters)			Ore mining (in thousand ton)			Ore processing (in thousand ton)			Product output (ton)			Sales of products (ton)		
		plan	performance	%	plan	performance	%	plan	performance	%	plan	performance	%	plan	performance	%
Foil																
1	Tsairt Mineral LLC	1,131.6	1,438.2	127.1	380.1	380.8	100.2	422.5	422.1	99.9	100.4	104.6	104.1	100.4	91.8	91.4
2	Shanlun LLC										2.5	1.3	50.9	2.5	1.3	
3	Shin Shin LLC										20.3		-			
Lead																
4	Shin Shin LLC				500.0		-	650.0		-	10.3		-			
5	Shanlun LLC	59.0	-	-	40.0	33.1	82.8	40.0	33.1	82.8	1.9	1.3	69.8	1.9	1.3	69.8
	TOTAL	1,190.6	1,438.2	127.1	420.1	413.9	98.5	462.5	455.2	98.4	102.3	105.9	103.5	102.3	93.1	90.9

Appendix L. Analysis on Implementation of Mining Activity Plan

6. Fluoride

№	Company name	Earth removal (in thousand cubic meters)			Ore mining (in thousand ton)			Ore processing (in thousand ton)			Product output (ton)			Sales of products (ton)		
		plan	performance	%	plan	performance	%	plan	performance	%	plan	performance	%	plan	performance	%
Flotation																
1	Mongolrustsevetmet LLC	65.2	204.6	313.8	430.0	469.5	109.2		515.4		126.4	108.6	85.9	126.4	103.4	81.8
Allilone																
2	Mongolrustsevetmet LLC											9.101			2.733	
3	Mongolrustsevetmet LLC	600.0	576.7	96.1	120.0	110.0	91.7	120.0	110.0	91.7	99.4	99.5	100.1	99.4	95.0	95.6
4	Adil Och LLC	115.5	80.0	69.3	40.0	25.0	62.5	40.0	25.0	62.5	30.0	11.6	38.7	30.0	11.6	38.7
5	Bayntegsh impex LLC		-		20.0	8.2	41.1	20.0	8.2	41.1	20.0	5.7	28.4	20.0	5.7	28.4
6	Commod LLC	85.6	-		58.3	-		58.3	103.4	177.4	33.5	-		33.5	-	
7	Mongoljuanli LLC	20.1	-		10.0	1.7		10.0	1.7	16.5	3.6	1.2		3.6	5.3	
8	Mongol Czech Metal LLC	97.6	83.8	85.9	88.9	69.1	77.7	88.9	69.1	77.7	21.7	30.1	138.7	21.7	30.1	138.7
9	Mongol Rud prom LLC				3.9											
10	Mongol Rud prom LLC				46.5	12.8		46.5	12.8		46.5	1.0		19.1	1.0	
11	Northwind LLC	5.1	5.6	109.0	15.0	25.9	172.7	15.0	25.9	172.7	5.7	9.1	160.5	5.7	9.1	160.5
12	CMKI LLC				206.1			206.1			49.7			49.7		
13	Kherlen energo LLC				10.0	10.6	106.0	10.0	10.6	106.0	4.8	108.0	2,244.4	4.8	108.0	2,244.4
14	MCTT LLC				20.0	13.1		20.0	13.1		16.4	6.8		16.4	1.9	11.8
	TOTAL	989.1	950.7	96.1	1,068.7	745.9	69.8	634.8	895.2	141.0	457.7	381.6	83.4	430.2	371.1	86.3

Appendix L. Analysis on Implementation of Mining Activity Plan

7. Iron

№	Company name	Earth removal (in thousand cubic meters)			Ore mining (in thousand ton)			Ore processing (in thousand ton)			Product output (ton)			Sales of products (ton)		
		plan	performance	%	plan	performance	%	plan	performance	%	plan	performance	%	plan	performance	%
1	Altain Khuder LLC	464.2	2,345.0	505.2	4,220.0	2,846.0	67.4	4,220.0	2,846.0	67.4	2,025.0	1,271.0	62.8	2,025.0	1,265.0	62.5
2	Ankhai International LLC	132.8		-	111.7		-	491.3		-	350.0		-	350.0		-
3	Bold Tumur Yruu Gol LLC	6,300.0		-	3,000.0		-	3,000.0		-	2,280.0		-	22,800.0		-
4	Beren Group LLC	211.0	110.0	52.1		90.0			44.0			44.0			44.0	
5	Jinghua Ord LLC		84.5		280.0	118.6	42.4	280.0	118.6	42.4	156.8	66.4	42.4	156.8	66.0	42.1
6	Zhu Yu E LLC	28.3			289.8			289.8			192.6			192.6		
7	Lut chuluu LLC	251.2	358.0	142.5	513.2	743.7	144.9	513.2	743.7	144.9	250.0	158.4	63.4	280.0	158.4	56.6
8	MGMK LLC	1,076.2		-	118.0		-	118.0		-	308.1		-	308.1		-
9	Mon Iaa	3,044.8	133.0	4.4	40.4	454.6	1,126.2	1,636.8	454.6	27.8	491.1	157.9	32.1	491.1	129.8	26.4
10	Mongol metal mining LLC	173.6	152.2	87.7	255.7	87.2	34.1	255.7	87.2	34.1	190.5	87.2	45.8	190.5	76.6	40.2
11	Erven Khuder LLC	100.0		-	150.8		-	160.9		-	54.7			54.7		-
	TOTAL	11,782.1	3,182.7	27.0	8,979.5	4,340.1	48.3	10,965.7	4,294.1	39.2	6,298.7	1,784.9	28.3	26,848.7	1,739.9	6.5

8. Construction materials

№	Company name	Earth removal (in thousand cubic meters)			Ore mining (in thousand ton)			Ore processing (in thousand ton)			Product output (ton)			Sales of products (ton)		
		plan	performance	%	plan	performance	%	plan	performance	%	plan	performance	%	plan	performance	%
1	Trego Mountain International LLC	2.0			2.0			1.0			1.0			1.0		
	TOTAL	2.0	-	-	2.0	-	-	1.0	-	-	1.0	-	-	1.0	-	-

9. Coal

№	Company name	Earth removal (in thousand cubic meters)			Product output (ton)			Sales of products (ton)		
		plan	performance	%	plan	performance	%	plan	performance	%
1	Aduunchuluun JSC	750.0	1,106.7	147.6	420.0	344.7	82.1	370.0	344.6	93.1
2	Andiin Elch LLC	1,400.0	150.0	10.7	400.0	56.1	14.0	400.0	72.4	18.1
3	Baganuur JSC	16,400.0	15,453.4	94.2	3,400.0	3,253.3	95.7	3,400.0	3,263.8	96.0
4	Bayalag ord	40.0	40.0	100.0	25.0	23.3	93.2	25.0	23.3	93.2
5	Bayanteeg LLC	80.0	96.6	120.8	40.0	47.0	117.6	40.0	47.0	117.6
6	Big Mogul Coal and Energy LLC	25.0	23.9	95.6	15.0	14.3	95.1	10.0	10.5	105.4
7	Bold Fo Ar Da LLC	2,179.5	163.2	7.5	1,086.1	3.8	0.3	1,086.1	3.8	0.3
8	Buman olz LLC	1,800.0	25.0	1.4	1,400.0	17.0	1.2	1,400.0	17.0	1.2
9	Berkh-Uul LLC	58.5	65.0	111.1	20.0	28.8	143.8	20.0	28.8	143.8
10	Gobi Coal and Energy LLC	900.0	53.2	5.9	500.0	0.7	0.1	500.0	0.7	0.1
11	Gobi Coal and Energy LLC	15.0	25.0	166.7	4.0	5.2	130.5	4.0	5.2	130.5
12	GLDB LLC	1,000.0	650.0	65.0	200.0	129.0	64.5	200.0	8.0	4.0
13	Mongoin Gol LLC	150.0	87.0	58.0	30.0	30.0	100.0	20.0	30.0	150.0
14	Mon Ajnai LLC	25.2	25.2	100.0	17.0	17.1	100.6	17.0	17.3	101.8
15	Mon Enco LLC	11,542.3	1,254.5	10.9	2,261.3	397.5	17.6	2,150.0	4.1	0.2
16	Mongol Alt Mak LLC	600.0	1,350.0	225.0	200.0	358.2	179.1	200.0	358.2	179.1
17	Mongol Alt Mak LLC	12,533.0	17,533.8	139.9	3,000.0	5,282.2	176.1	3,000.0	5,282.2	176.1
18	Munkh noyn suvarga LLC	470.0	123.1	26.2	150.0	-	-	150.0	-	-
19	Petro coal LLC	305.3	81.4	26.7	60.0	11.2	18.7	60.0	11.2	18.7
20	Peabody winsway resources LLC	-	24.0	-	-	7.4	-	-	7.3	-
21	Redhill Mongolia LLC	1,900.0	1,514.9	79.7	980.0	205.2	20.9	980.0	127.2	13.0
22	Southgobi Sands LLC	16,160.2	18,178.4	112.5	4,569.9	4,574.7	100.1	4,000.0	3,088.3	77.2
23	COAL LLC	3,949.0	2,445.8	61.9	279.3	43.3	15.5	279.3	20.5	7.3
24	Tavantolgoi LLC	4,090.0	12,378.4	302.7	2,000.0	5,205.4	260.3	2,000.0	5,205.4	260.3
25	Tugrog nuuriin energy LLC	1,244.7	120.0	9.6	501.8	-	-	501.8	-	-
26	Khangad Exploration LLC	4,789.7	3,941.6	82.3	966.6	-	-	966.6	-	-
27	Khar tarvagatai JSC	35.0	35.0	100.0	49.0	70.0	142.9	49.0	60.3	123.1

9. Coal

№	Company name	Earth removal (in thousand cubic meters)			Product output (ton)			Sales of products (ton)		
		plan	performance	%	plan	performance	%	plan	performance	%
28	Khotgor LLC	135.0	186.0	137.8	80.0	74.7	93.4	69.6	74.7	107.3
29	Khotgor shanaga LLC	300.0	36.5	12.2	100.0	64.8	64.8	100.0	2.8	2.8
30	Chingisiin Khar Alt LLC	440.0	136.7	31.1	200.0	27.6	13.8	200.0	19.6	9.8
31	Chinkhua Mak Nariin Sukhait LLC	4,800.0	5,004.4	104.3	1,600.0	1,776.1	111.0	1,600.0	1,776.1	111.0
32	Shariin Gol JSC	2,000.0	1,123.7	56.2	370.0	388.1	104.9	370.0	362.7	98.0
33	Shivee Ovoo JSC	7,400.0	6,247.0	84.4	1,650.0	1,586.3	96.1	1,650.0	1,577.9	95.6
34	Energy Resource LLC	33,870.0	19,906.0	58.8	7,000.0	3,932.0	56.2	6,364.0	3,997.0	62.8
35	Erdenes Tavan tolgoi JSC	3,974.0	3,844.3	96.7	1,000.0	923.2	92.3	1,000.0	708.3	70.8
	Total	135,361.3	113,429.6	83.8	34,575.0	28,898.0	83.6	33,182.4	26,556.0	80.0

Appendix L. Analysis on Implementation of Mining Activity Plan

№	Company name	Earth removal (in thousand cubic meters)			Ore mining (in thousand ton)			Ore processing (in thousand ton)			Product output (ton)			Sales of products (ton)		
		plan	performance	%	plan	performance	%	plan	performance	%	plan	performance	%	plan	performance	%
	Limestone															
1	Erel LLC	7.2	11.0	152.8	66.3	25.2	38.0				66.3	25.2	38.0	66.3	25.2	38.0
2	Erel LLC	0.9	0.2	19.1	4.2	1.8	42.9				0.9	18.0	2,000.0	0.9	18.0	2,000.0
3	Erel LLC	23.6	39.8	168.6	11.2	114.6	1,022.8				11.2	102.3	913.2	11.2	102.3	913.2
	Gypsum															
4	Erel LLC	32.7	-		12.8	9.4	73.2				12.0	9.2	76.5	12.0	9.2	76.5
	asphalt															
5	Erel LLC	68.5	40.5	59.1	14.6	-	-				14.6	-	-	14.6	-	-
	TOTAL	132.9	91.4	68.8	109.1	150.9	138.3	-	-	-	105.0	154.7	147.3	105.0	154.7	147.3

Appendix M (a). Movement in Mining and Exploration License holdings

№	Company name	Number of Mining Licenses				Number of exploration licenses			
		At the beginning of 2011	Issued	At the beginning of 2011	Issued	At the beginning of 2011	Issued	At the beginning of 2011	Issued
1	Avdar bayan LLC	3			3				
2	Agm Mining LLC	1			1	2			2
3	Adil Och LLC	1			1				
4	Aduunchuluun LLC	1			1				
5	Asia Gold Mongolia LLC					3		1	2
6	Aivuun tes LLC	1			1				
7	Altai khangai burd LLC	1			1				
8	Altain Khuder LLC	2			2	2			2
9	Altan Dornod Mongol LLC	30			30	15			15
10	Alshaa kharkhan LLC					2			2
11	Andiin Ilch LLC	1			1				
12	Andiin Temuulel LLC	1			1	1			1
13	Ankhai International LLC	2			2				
14	AUM LLC	3			3				
15	Baganuur JSC	3			3				
16	Batu mining Mongolia LLC					16		1	15
17	Bayjmal Alt LLC	2	1		3	1			1
18	Baylag ord LLC	2		1	1				
19	Bayn Airag Exploration LLC	1			1	1			1
20	Bayn Erch LLC	1			1	2			2
21	Bayntegsh impex LLC	3	2		5	1		1	
22	Baynteeg LLC	1			1				
23	Belgravia mining LLC					2		1	1
24	Big Mogul Coal and Energy LLC	1			1	2			2
25	Bold Tumur Yruu Gol LLC	1			1	3			3
26	Bold Fo Ar Da LLC	2			2				

Appendix M (a). Movement in Mining and Exploration License holdings

№	Company name	Number of Mining Licenses				Number of exploration licenses			
		At the beginning of 2011	Issued	At the beginning of 2011	Issued	At the beginning of 2011	Issued	At the beginning of 2011	Issued
27	Boroo Gold LLC	7			7	1			1
28	Broad LLC	1			1				
29	Bud-Invest LLC	1			1				
30	Bulgan Gangat LLC	2			2				
31	Bumbat-Olz LLC	1			1	1			1
32	Bumbat Resources LLC					7			7
33	Bumbat LLC	6			6	6			6
34	Buurgent LLC	3			3				
35	Berkh Resources LLC					13			13
36	Berkh-Uul LLC	6			6				
37	Beren Group LLC	4		2	2	1			1
38	Beren Mining LLC	1	2		3	2			2
39	Western Prospector Mongolia LLC					2			2
40	Gatsuurt LLC	17			17	3			3
41	GBNB LLC	1			1				
42	Geomin LLC					1	1		2
43	Gobi consolidated LLC					14			14
44	Gobi Coal and Energy LLC	3			3	25	1		26
45	Gobi Exploration LLC					6			6
46	Golden gobi mining LLC					5			5
47	Golden Cross LLC					10			10
48	Gurvan zam LLC		1		1	2		2	
49	Gurvan tuhom LLC	3			3				
50	Gunbileg gold LLC	1			1	2			2
51	Gunbileg trade LLC	2		1	1	1		1	
52	Dadizi Yuan LLC	2			2	3			3

Appendix M (a). Movement in Mining and Exploration License holdings

№	Company name	Number of Mining Licenses				Number of exploration licenses			
		At the beginning of 2011	Issued	At the beginning of 2011	Issued	At the beginning of 2011	Issued	At the beginning of 2011	Issued
53	Datsan Trade LLC	11			11	3			3
54	Dorniin khuder LLC		1		1	3		1	2
55	Dun-Erdene LLC	3			3	1			1
56	Dun Yuan LLC	3			3				
57	Delger Orchlon LLC					1			1
58	Jump-Alt LLC	3			3				
59	JKMK LLC	1			1	1			1
60	GEM international LLC	1			1	2		2	
61	GLDV LLC	1	1		2	2			2
62	G and U Gold LLC	1			1				
63	GSB mining LLC	1			1	2			2
64	Jinghua Ord LLC	1			1				
65	Jotoin bajuuna LLC	2			2				
66	Zanadumetals mongolia LLC					2			2
67	Zaraya holdings LLC					13			13
68	ZBAA LLC					5			5
69	Zon Xen U Tian LLC	1			1				
70	Zhu Yu E LLC	5			5				
71	Zuunmod Uul LLC	2			2				
72	Ikh Mongol Mining LLC					8	1	1	8
73	Ikh Khan Uul LLC	1			1	2			2
74	Kazmon contact LLC					2			2
75	Camex LLC					5			5
76	Cascade mining LLC		1		1		2		2
77	Coge gobi LLC					28			28
78	Commod LLC	1			1	1			1

Appendix M (a). Movement in Mining and Exploration License holdings

№	Company name	Number of Mining Licenses				Number of exploration licenses			
		At the beginning of 2011	Issued	At the beginning of 2011	Issued	At the beginning of 2011	Issued	At the beginning of 2011	Issued
79	QGX Mongol LLC					5		1	4
80	KVP LLC					1			1
81	Lon Shenda LLC					1			1
82	Lut chuluu LLC	2			2				
83	Marco Polo LLC	1			1	2			2
84	MGMK LLC	1			1				
85	MEC LLC	1			1				
86	Mon Enco LLC	10			10	8			8
87	Mongoin Gol LLC	1			1	1			1
88	Mon Ajnai LLC	1			1	2			2
89	Mondulaan trade LLC	4			4	2	1	1	2
90	Mon laa	1			1	4	1		5
91	Mon Polimet LLC	3			3				
92	Mongol Alt Mak LLC	22	1		23	8			8
93	Mongol Altai Resources LLC						1		1
94	Mongol Gazar LLC	3			3				
95	Mongol metal mining LLC	1			1				
96	Mongol Uranium Resource LLC					3			3
97	Mongol Tsamkhag LLC					9		2	7
98	Mongol-Alt LLC					2			2
99	Monbolgargeo LLC	3			3				
100	Mongoljuanli LLC	1			1				
101	Mongolrustsevetmet LLC	33			33	4		1	3
102	Mongol Rud prom LLC	1			1	1			1
103	Mongol Czech Metal LLC	3			3				
104	Munkh noyn suvarga LLC		1		1	1		1	

Appendix M (a). Movement in Mining and Exploration License holdings

№	Company name	Number of Mining Licenses				Number of exploration licenses			
		At the beginning of 2011	Issued	At the beginning of 2011	Issued	At the beginning of 2011	Issued	At the beginning of 2011	Issued
105	Northwind LLC	1			1				
106	Ododgold LLC	6			6				
107	Olova LLC	1			1	1			1
108	Olon Ovoot Gold LLC	6	1		7	9		1	8
109	ONTRE LLC	2			2				
110	Orchlon Ord LLC					16			16
111	Ochir Undraa LLC	1			1				
112	Oyu Tolgoi LLC	3			3	1			1
113	Oyut Ulaan LLC					1			1
114	Urmon Uul LLC	2			2				
115	OGCHL LLC						2		2
116	Peninsula mining LLC	1			1	4			4
117	Petro Matad LLC	1			1	1			1
118	Peabody winsway resources LLC	3			3	25		7	18
119	Redhill Mongolia LLC	2			2	4			4
120	Remet LLC	1			1				
121	Samtan Mores LLC					10		3	7
122	Southgobi Sands LLC	2	1		3	9		6	3
123	Centerragold Mongolia LLC	7			7	23			23
124	COAL LLC		1		1	2			2
125	CCEM LLC						1		1
126	CCM LLC					1			1
127	CMKI LLC	1	1		2	1		1	
128	Sinchi Oil LLC	1			1				
129	Sod gazar LLC					11	1	2	10
130	Sonor trade LLC	3			3				

Appendix M (a). Movement in Mining and Exploration License holdings

№	Company name	Number of Mining Licenses				Number of exploration licenses			
		At the beginning of 2011	Issued	At the beginning of 2011	Issued	At the beginning of 2011	Issued	At the beginning of 2011	Issued
131	Taats Murun LLC				Гэрээт компани, договорной				
132	Tavantolgoi LLC	2			2				
133	Tai Sheng Development LLC	1			1	1			1
134	Terra Energy LLC						3		3
135	Tethys Mining LLC					45		3	42
136	TBE LLC					1			1
137	Tienjinsanjo LLC					1			1
138	Tugrog nuuriin energy LLC	4			4				
139	Trego Mountain International LLC	1			1				
140	Ten Hun LLC	1			1				
141	Tengre Terra Resources LLC					6	7		13
142	Ulz гол LLC	2			2				
143	Uurt gold LLC	2			2	3			3
144	Khangad Exploration LLC	1			1	3		2	1
145	Khan Shijir LLC		1		1	1		1	
146	Khar tarvagatai JSC	6			6				
147	Hera Investment LLC						1		1
148	Khos Khas LLC	6			6				
149	Khotgor LLC	2			2				
150	Khotgor shanaga LLC	2			2	3			3
151	KHOTU LLC	3			3	1	1		2
152	Khuadi khuonez LLC					2			2
153	Khunan jinlen LLC	2			2				
154	Khurai LLC	2			2	2			2
155	Khurgatai khairkhan LLC					6			6
156	Khuden LLC	1			1				

Appendix M (a). Movement in Mining and Exploration License holdings

№	Company name	Number of Mining Licenses				Number of exploration licenses			
		At the beginning of 2011	Issued	At the beginning of 2011	Issued	At the beginning of 2011	Issued	At the beginning of 2011	Issued
157	Khuree Del LLC	1			1	3			3
158	Khuslemj LLC	1			1	3			3
159	Kherlen energo LLC	1			1				
160	Tsairt Mineral LLC	1			1	2			2
161	Tsevdeg LLC	3			3	3			3
162	Chingisiin Khar Alt LLC	2			2				
163	Chinkhua Mak Nariin Sukhait LLC	1			1				
164	Shanlun LLC	1			1				
165	Shar Narst LLC	2			2				
166	Shariin Gol JSC	1			1				
167	Shivee Ovoo JSC	1			1				
168	Shijir Alt LLC	1			1				
169	Shin Shin LLC	2			2				
170	Shine Ellion Nen Yuan LLC					2			2
171	Shine shivee LLC					7			7
172	Ejbaley LLC		1		1	2		1	1
173	APEXPRO LLC	1			1	13		1	12
174	MPHCL LLC					10			10
175	MCTT LLC	2			2				
176	Emeelt mines LLC					7			7
177	Energy Resource LLC	1			1				
178	Erven Khuder LLC	1		1		2		2	
179	Erdene Jas LLC					13		2	11
180	Erdenes MGL LLC	8		5	3				
181	Erdenes Tavan tolgoi JSC		8		8				
182	Erdenet Mining Corporation	1			1	5			5

Appendix M (a). Movement in Mining and Exploration License holdings

№	Company name	Number of Mining Licenses				Number of exploration licenses			
		At the beginning of 2011	Issued	At the beginning of 2011	Issued	At the beginning of 2011	Issued	At the beginning of 2011	Issued
183	Erdes Holding LLC	3			3	1			1
184	Erel LLC	8	1		9	1			1
185	SBF LLC	2			2				
186	FMI LLC					16		8	8
187	Eermel LLC					1			1
	Total	382	26	10	398	578	24	57	545

Appendix M (b). List of exploitation of mining and exploration license holders, by 2012.01.02

No	Holders	Holders registration No	Operating License	Prospect License	Total	No	Holders	Holders registration No	Operating License	Prospect License	Total
1	Absolut Mining LLC	5358841		1	1	929	Naimgan Ord LLC	2057417	1		1
2	Avarga toson khentii LLC	2644495	3		3	930	Naingi LLC	2010895	1		1
3	Avga ikh taj LLC	5302447		1	1	931	Nainfon Nenyuan LLC	5190169		3	3
4	Avdar bayan LLC	2040239	3		3	932	Nalaikh Alkham LLC	2605163	1		1
5	Avdrantkhaikhan LLC	2683857	1		1	933	Nalaikh Od	2025299	1		1
6	Avzaganalaikh LLC	4488954	1		1	934	Nalgar Khundii LLC	5267552		1	1
7	Agarmankhan LLC	5110351		1	1	935	NanoGovi LLC	5207118		1	1
8	Agibagi LLC	5237378		2	2	936	Naran Takhilt LLC	2053179	1		1
9	Agit khangai LLC	2597977	1	1	2	937	Naranbulag Shim LLC	5388163		1	1
10	Agm Mining LLC	5176727	1	2	3	938	Narangol Toosgo LLC	2744821	1		1
11	Agrocorp LLC	2678713		1	1	939	Narantuu Trade LLC	2070022		2	2
12	Agibuyant LLC	2724286		1	1	940	Narankhatan LLC	5072069		1	1
13	Adamasmining LLC	2672146		7	7	941	Nariin gol gold LLC	5131871	2		2
14	Adamasmounting LLC	5106508		6	6	942	Narlagvaun Altai LLC	5433169		6	6
15	Adil-Och LLC	2707969	1		1	943	Narlag govi gem LLC	5102545	2		2
16	Afilsag LLC	5070554		1	1	944	Narnii urtuu LLC	2059762		1	1
17	Aduunchuluun LLC	2011239	1		1	945	Nart Khairkhan LLC	2025515	1		1
18	Azargiin gol chonot LLC	5097517	1	3	4	946	Naruka LLC	5196701		1	1
19	Asiagold Mongolia LLC	2678179		4	4	947	Natural Fiber LLC	5056047		1	1
20	Aziin bolor LLC	5061954		1	1	948	Nature Station LLC	5231086		1	1
21	Aziin undur davaa LLC	5250595		1	1	949	Natural Reaches LLC	5224608		2	2
22	Aziin Erdene LLC	2073714	1		1	950	NextMine LLC	5108241		2	2
23	Asisaferrum LLC	5210232		1	1	951	Niislel-Urguu LLC	2044161	1	9	10
24	IREINTL LLC	5346339		1	1	952	Niisleltrade LLC	2797216		3	3
25	ILCI LLC	5150876		1	1	953	Nukiario LLC	5159342		11	11
26	IMGC LLC	5457602		1	1	954	Ninjmurun LLC	3124916		2	2
27	IND LLC	5083265		2	2	955	NKMLL LLC	5179653		4	4
28	IST construction LLC	2766272	1		1	956	Novametall Resource LLC	5372658		1	1
29	IF sons LLC	2741288	1		1	957	Novodin LLC	5201152	1		1
30	Ibexland Mongolia LLC	5249333		9	9	958	Novii Vostok Alians LLC	5397502	1		1
31	Ivaoru LLC	5234522	1		1	959	Noy Tokhoi Trade LLC	2774666	1		1
32	Aivuutes LLC	5093902	1		1	960	Noyngari LLC	5233232	1		1
33	Airag-Irmuun LLC	5234751	1	1	2	961	Noy-Eej LLC	2647451		2	2
34	Ironwally LLC	5250285		2	2	962	Nomin-Ord LLC	2065088		2	2
35	Axisproject	5178649		1	1	963	Nomkhon dalain Erdenes LLC	2890623		6	6
36	Alagtaisetsen LLC	2872544	1	1	2	964	Nonferros Metal Mining	2801019		4	4
37	Alagtevsh LLC	5161312	1	2	3	965	Northwest Minerals	5517893		1	1
38	Aliengold LLC	5006201	1	4	5	966	Northwind	5003539	1		1
39	Almazgroup LLC	5153379	2		2	967	Northpoint	5335132	1	1	2
40	Altai khairkhan uul LLC	5325714		1	1	968	NUC mak	5343054	1		1
41	Altaigold	2877694	1	3	4	969	NUN	2762706	1		1
42	Altai construction LLC	2761165	4	2	6	970	Nuramir	5158974		2	2
43	Altai land Resources LLC	5191882		1	1	971	Nutgiin anar	5196213		1	1
44	Altain gurban zaan	5017394		1	1	972	Nutgiin gantig	5198003		2	2
45	Altaingyant LLC	5155053	1		1	973	Nutgiin mana	5196175		1	1
46	Altain khuder LLC	5095549	2	2	4	974	Nutgiin oyu ord	5526787		2	2
47	Altain khyazgaar LLC	5306884		1	1	975	Nutgiin suvd	5454468		1	1
48	Altainkhyazgaar LLC	2634015		1	1	976	Nutgiin khansh	5442893	1	2	3
49	Altaikhangai burd LLC	5029953	1		1	977	New era Gold	2854864		6	6
50	Altaikhukhii nuur LLC	5151562		1	1	978	New era Cristal	5240301		2	2
51	Altan shagai group LLC	2692562	1	1	2	979	New Aiconic	5212022		1	1
52	Altan els LLC	2638266	1		1	980	Newbeloit	5107792		5	5
53	Altan erdeniin ord LLC	5317312	1		1	981	Newvenchurs	5113792		1	1
54	Altan erdene gazar LLC	5311918	1	1	2	982	New golden crown	5100127	1	2	3
55	Altan -Aurag Construction LLC	5181836	1		1	983	New gold mine	5235251		2	2
56	Altanbarga LLC	5259673	1		1	984	New lucky star	5389585	1		1
57	Altangol exploration LLC	2784165	1	1	2	985	Newmon river	5056853		2	2
58	Altandinar LLC	5209358		1	1	986	New orem	5214971		1	1
59	Altandornod Mongol LLC	2112868	29	6	35	987	New pearl	5010314	1		1
60	Altanzanadu LLC	5345626		2	2	988	New saimin Resource	5194423	1	2	3
61	Altan Rio Mongolia	5121175		7	7	989	Newtiara	5092744		1	1

Appendix M (b). List of exploitation of mining and exploration license holders, by 2012.01.02

No	Holders	Holders registration No	Operating License	Prospect License	Total	No	Holders	Holders registration No	Operating License	Prospect License	Total
62	Altansuljee sistomus	2726793		1	1	990	New florida	5076307	1		1
63	Altantakhi	2860708	1	1	2	991	New happy	5229049	1		1
64	Altantoig	5164443		1	1	992	Negdsen Uls	5096197		1	1
65	Altankhundii	2662213	1		1	993	Naicho	2036347	1		1
66	Altankhunchir	2862522	1		1	994	National khimical	2646455	1	2	3
67	Altarganakhairkhan	5133351		1	1	995	Nerst	2007363		1	1
68	ALTEK	5322294		1	1	996	Netent	4001621	1		1
69	Altrag-Ahas	2742039		4	4	997	OAGG	5311845		1	1
70	Alitairgold	5267994		1	1	998	OAE	5097711		5	5
71	Alshaakhairkhan	2869594		2	2	999	OV and Tulga	2775093	1		1
72	Am Ta Tu	2633086	1		1	1000	Odod gold	5180252	6		6
73	Amarbaysgalan buynt	5308453		2	2	1001	ODTSE	2086999	1		1
74	Amardalai trade	2005522		1	1	1002	ODE	4244796		1	1
75	American standart	5063906		2	2	1003	Ozecerit	5373131		1	1
76	Amicagold	5104483		1	1	1004	Olgoi bulag	2337231		1	1
77	Amirlangui-Ujin	5111676	1		1	1005	Olova	2782944	1	1	2
78	Amonda	2036703		1	1	1006	Olongol Trade	2109638	2	1	3
79	Amulet	5219477		2	2	1007	Olondavna	5079322	1		1
80	Anandbayn tal	5218624		1	1	1008	Olon-Ovoot Gold	5099005	7	8	15
81	Annuall	2798441		1	1	1009	Onoltmunkh	3552004	1		1
82	Andsurvey	5244501	1	1	2	1010	ONTRE	2705133	2		2
83	Andkhuashen	5109795		1	1	1011	Openpit	5287081		1	1
84	Andiin Ilch	5051118	1		1	1012	Orage tsamkhag	5398657		1	1
85	Andiin Temuuel	5205581	1	1	2	1013	Orgilmunkh trade	2684969		1	1
86	Anian recources	2874229	1	1	2	1014	Orgilser	2714299	1		1
87	Anir delkhii	5472695		1	1	1015	Orgiltgun khairkhan	5517648		1	1
88	Anish	2587815	2		2	1016	Orgiluun tuv	2735342		1	1
89	Ankang Shin shin	5275989	1	3	4	1017	Ordos trade	2763834	1		1
90	Anodbank	2579235	1		1	1018	Ord talst	5020719	1		1
91	Anoma	2056763	1	1	2	1019	Ord trade	2026236	1		1
92	Anratsit	2711818	1		1	1020	Origo partners MGL	5364868		1	1
93	Anurgold	5201578		1	1	1021	Orient	2589184		1	1
94	Anuunsuvd	5160375		1	1	1022	Orchlion Airon	5412323	1		1
95	Ankhai International	2863847	2		2	1023	Orchlion Construction	2747804	1		1
96	ANEA	534547		1	1	1024	Orchlion-Ord	5152054		16	16
97	Arvijikhar	2817039	1		1	1025	Ostnorm	5106591		1	1
98	Arvijikhmandal	4247949	1		1	1026	OTKH	5147646		2	2
99	Arvinjonsh	5201896	1		1	1027	Ochgun	2701065		1	1
100	Arvinkhad	2683083	1		1	1028	Ochirmeule	5497736		2	2
101	Argatai	2012677		2	2	1029	Ochirnyam	2101807	1		1
102	Argatbul	5208807		2	2	1030	Ochir tuv	2031256	1		1
103	Argojavkhlan	2642344		1	1	1031	Ochir-Undraa	2659603	1		1
104	Arzuungol	5106559		2	2	1032	Ochot-Uul	2565919	1		1
105	Ariunmandal shivaa	5219515		1	1	1033	OENDCH	5121442	1		1
106	Ariun Urnukh	2816555	1	2	3	1034	Oyu-Tolgoi	2657457	3	1	4
107	Ariun khairkhan	2007916	1	1	2	1035	Oyudaichin	5104025	1	2	3
108	Armongol travel	2562499		2	2	1036	Oyunii khishig	2585669	1	1	2
109	Aroma Alt	5122856		7	7	1037	Oyurok	5102146	1		1
110	Arslantrade	2085399		1	1	1038	Oyutbel	2597535	1		1
111	Ar-Erkhes	5333865		1	1	1039	Oyut-Ulaan	2678187		1	1
112	Asgat tsenkher Uul	5100763		1	1	1040	Uguurbayn-Khangai	5515882		1	1
113	Asgat-Erdene	5266386	1		1	1041	Uguumur-Taria	2544164		2	2
114	Altantastar	5168619		1	1	1042	Uguumur-Alt	2893819		1	1
115	Altantictrade	2793016		2	2	1043	Uguumurbayn Khairkhan	5074223		1	1
116	AUM	5056721	3		3	1044	Uguumur gazar	2823993		1	1
117	Aurasoors	5266238		3	3	1045	Uguumurtsant khairkhan	5114659		1	1
118	Aurumland	2785994		1	1	1046	Ulgiin Gobi	2773082	1		1
119	Afro asia minerals	5089263		2	2	1047	Umnii Ikh Tal	5194016	1	2	3
120	AHH	5113636		1	1	1048	Umniin Uudam Tal	5256208		1	1
121	Achmandal	2586371	1	1	2	1049	Ungut-Anar	5513774		1	1
122	ASHB	2555409	1		1	1050	Unut-Margad	5199166		1	1
123	Asianliid	5237696		2	2	1051	Ungut-Oyu	5199107		1	1
124	Ashigt Erdes	5029848		1	1	1052	Ungut suvd	5199131		2	2

Appendix M (b). List of exploitation of mining and exploration license holders, by 2012.01.02

No	Holders	Holders registration No	Operating License	Prospect License	Total	No	Holders	Holders registration No	Operating License	Prospect License	Total
125	Bagadush	5203848		1	1	1053	Ungut tulga	2330008	1		1
126	Baganuur	2008572	3		3	1054	Ungut shur	5040949		1	1
127	Bagatayn	2099551	1		1	1055	Undur khos	5248604		1	1
128	Bagsanjonshin	2614561		2	2	1056	Unjin Uul	5327008		3	3
129	Badamlakh-Ochir	5149843	1		1	1057	Unur jonsh	5190118	1	1	2
130	Badmaaragkhash	5215919	1	1	2	1058	Unt-Ungut	5075912		1	1
131	Badrallian	5155568		2	2	1059	Urguu management	5137233		1	1
132	Balintolgoi Mining	5353319		3	3	1060	Urmun-Uul	2617749	2		2
133	Barilga -Ord	2640635	2		2	1061	Urniin-Ireedui	5255503		1	1
134	Barmatgaram	5266637		1	1	1062	Usun	2618478	1		1
135	Barsmining	5455375		1	1	1063	Usukh Tumen Khisheg	5482992		1	1
136	Baruun Mongoliin Metal	2626454		1	1	1064	Usukh gol	5317983		1	1
137	Basic	5237408		2	2	1065	Usukh gol khurd	5482976		1	1
138	Bat-Avdar	2844923	1		1	1066	Usukh zoos	5199077		2	2
139	Bat-Alt tuv	2574233	1		1	1067	Usukh tumen gol	5483026		1	1
140	Batbeh paint	5296641	1		1	1068	OGCHL	5198429		2	2
141	Batgovi	2738961	1		1	1069	OEL	5459362		2	2
142	Batsuuri construction	2807904		1	1	1070	OXO	5495229		1	1
143	Battur gerel	5168317	1		1	1071	OPM	5035511		1	1
144	Battripel	5141907	1		1	1072	OMS	5387531		1	1
145	Battushig Babu	5073537		1	1	1073	Pakimor	5203643		1	1
146	Batu mining Mongolia	2786826		15	15	1074	Palamino mining	5509661	1		1
147	Batuconstruction	2843617		1	1	1075	Paneroks	5109345		4	4
148	Battsagaan khairkhan	5111986		1	1	1076	Parannarai	5143497		1	1
149	Batshandas	5208513		1	1	1077	Pauerlend	2843129	2		2
150	Bayud mining	5468574		1	1	1078	Peninsula mining	5149703	1	4	5
151	Bayasours	5057418		1	1	1079	Pentaterra	5364116		1	1
152	Bayjat	2806517		1	1	1080	Petro coal	5155827	1	1	2
153	Bayjikh Toonot Urguu	5303257		1	1	1081	PRHMON	5430372		1	1
154	Bayjmal-Alt	2861429	3	1	4	1082	PARAN	5295777	1	1	2
155	Bayjtatu	5167329		3	3	1083	Pibodivinsvei Resource	5170672	3	27	30
156	Baylag build Invest	2071495	2		2	1084	Pic-Ural	2806479		1	1
157	Baylagbogd	3122212	1		1	1085	Picyuris	5198038		1	1
158	Baylaggazar	2774534	2		2	1086	Priop-erdene	5122414		1	1
159	Baylagjons	2874482	2	1	3	1087	Plimut	5108675		1	1
160	Baylag-Ord	2007126	1		1	1088	Polaris	5413222		1	1
161	Bayn airag exploration	2708701	1	1	2	1089	Polimet Mongold	2878216	1		1
162	Bayn Ulziit bold	3307085		1	1	1090	Polimet Potala	2825457	2		2
163	Bayngazar	2561999		1	1	1091	Preshis mounting	2767562	1	1	2
164	Bayngiin gobi	2709244		1	1	1092	PSEL	5324777		2	2
165	Baynjonsh	2696304	1	1	2	1093	puraam	5271126	1		1
166	Bayn modot Uul	5068762	1		1	1094	Puji-Uji	5241936		1	1
167	Baynnumrug Uul	5437326		1	1	1095	Paisan Khuder	5504783		2	2
168	Baynnumrgestei	5113342	1	1	2	1096	Rezevoirmoli Mongolia	5036496	3	2	5
169	Bayn-Undur khairkhan	5234255		1	1	1097	Rezevoirtungs	5054249	1	2	3
170	Bayn recources	5234735		1	1	1098	Rezevoir Mongolia	5028353	1		1
171	Baynrich	5228506		1	1	1099	REMAR	5467578	1		1
172	Baynsuut	5301866		2	2	1100	Remikon	5191823		2	2
173	Baynsumber bogd	5065844	1		1	1101	Reo	5018056	2	1	3
174	Bayntegsh impex	2609436	4		4	1102	Rich Ore	5427347		4	4
175	Baynteeg	2014491	1		1	1103	Rich Field	5219523		2	2
176	Bayn-Undruul	2728478		1	1	1104	Ril Maik	5233321		1	1
177	Bayn-Uudam tal	5102316	1	1	2	1105	Rio Ad	5324998		2	2
178	Bayn-Uyanga	3550567		1	1	1106	Rio Gobi	5294495	4	4	8
179	Bayntseguud	2736527	1		1	1107	Rich mogol	2099535	1		1
180	Bayn-erdes	2551764	2		2	1108	Richmunkh	2628058	1		1
181	Bayn-Erch	5023998	1	2	3	1109	Rich florid	5102081	4	7	11
182	Bayraam	2578077		3	3	1110	Run gao guo ji	5495083		1	1
183	Bayrsgold	5099854		5	5	1111	Russkei Constraction	5126932		1	1
184	Bayrsconstruction	2061899	2	9	11	1112	Ruichiidamu	5492122		3	3
185	Benetfieldworld Energy	5496454		1	1	1113	Red mount	2881942		2	2
186	Best Copper Gold corporation	5434254		8	8	1114	Redhil Mongolia	5068827	2	4	6

Appendix M (b). List of exploitation of mining and exploration license holders, by 2012.01.02

№	Holders	Holders registration №	Operating License	Prospect License	Total	№	Holders	Holders registration №	Operating License	Prospect License	Total
187	BB and S	2550075	1		1	1115	Remiet	5268451	1		1
188	BYH	5190479		2	2	1116	SABU	2708965		1	1
189	BDBL	5519004		8	8	1117	Сарсайминерал ресурс Sagsei mineral Resource	5516455		1	1
190	BGI	2545578	2		2	1118	Sain management	2763567		1	1
191	BCMM	5315425		2	2	1119	Sain zaluus	5315891		1	1
192	BAP	5219779		2	2	1120	Sainom Gold Mongold	5158915		2	2
193	BHM	2657449	2		2	1121	Saikhan delger Constrac- tion	5314534		1	1
194	BMBB	5172055		3	3	1122	Saikhan misheel	5261104		1	1
195	BNB recourse	5432839		2	2	1123	Saikhan-Orgil Gold	5103304		2	2
196	BSI	5035503		2	2	1124	Saikhan-Ordos	5256437		1	1
197	Big Mogul Coal and En- ergy	5369223	1	2	3	1125	Salkhit-Altai	2679868		1	1
198	Bigerkhaikhan	5103916		8	8	1126	Saliut Art	2893207		1	1
199	Bidviken	5194571		1	1	1127	Samekh	5078253		5	5
200	Bilguun trade	2088967	1	2	3	1128	Samsung home mining	5294045		1	1
201	Billionpoint	5089727		1	1	1129	Samtan mores	5143926		14	14
202	Biluutmining	5211956	1		1	1130	Sanaajiguur	5119499	1	2	3
203	Bileg-Ord	5479029		1	1	1131	Santaviach	2645556		3	3
204	Bilegtchinee	5094208	1		1	1132	Santseng	5000238	2		2
205	Bilegtzurvas	5111668	1	1	2	1133	San chuan Shani Riu	5401577		1	1
206	Bilegkhaikhan Uul	5376467	1	2	3	1134	Sarmai Deelt	5303486		1	1
207	Bilegkhtul	5106478	1		1	1135	Saruul sain	5057043		3	3
208	Belgravia mining	5189616		1	1	1136	Saruul sansar	5103576		1	1
209	Blackplanet	5513766		1	1	1137	satirem	5184908		1	1
210	Blackrock	5150167		2	2	1138	Saturn progress	2313723	1		1
211	Bluegate	5332311		1	1	1139	South Gobi Bleik Gold	5358264		4	4
212	Blue Sky mining	5106303		1	1	1140	South Gobi Coal trans	5358221		1	1
213	Blue Sky Horse	5192269		1	1	1141	South Gobi Fortuna	5402204		2	2
214	BMMG	5097428	1	1	2	1142	South Gobi Sand	5084555	3	12	15
215	BMSH	5109019		2	2	1143	SDDG	2888696		2	2
216	Bogdaholding	2613239	1		1	1144	Selenasibiri	5085764		1	1
217	Bogdiin Alt	5106923		1	1	1145	Centerra gold mongolia LLC	2108291	7	20	27
218	Bodonch-Anar	5113113		2	2	1146	CIG	5327091		1	1
219	BoldLan	5456266		1	1	1147	CRMI	5214068	1	1	2
220	Bold Tumur yruu gol	2855119	1	3	4	1148	CBGM	5158524		1	1
221	Bold fo ar da	5095638	2		2	1149	CBZ	2076624	1		1
222	Bold tsen	2859785		1	1	1150	CBSN	5279771		1	1
223	Bolor-Anar	5107849		1	1	1151	CGBEN	5384982		8	8
224	Bolorgol	3307808		1	1	1152	COOK	5164125		1	1
225	Bolordiamond	5477239		1	1	1153	COAL	5261198	1	2	3
226	Bolorjonsh	2830701	1		1	1154	CCEM	5460093		1	1
227	Bolorlaa	5275946		1	1	1155	CCC	2863278	1		1
228	Bolorshur	5199174	1		1	1156	CCM	5044804		1	1
229	Bonjour	2806703		1	1	1157	CTR	5173396		1	1
230	Bookhun	5053803		1	1	1158	CTLT	5289424		1	1
231	Borganchan	5116031		1	1	1159	CAM	5024226		5	5
232	Borjigonii Tal	2778378	1		1	1160	CMB	5107377	2		2
233	Borjigt	2603365	1		1	1161	CMKI	5288703	2		2
234	Borj-Ovoot	5241359		2	2	1162	CMCM	5370108		1	1
235	Borolzoi	2085976		1	1	1163	CMNM	5407575		1	1
236	Boroo gold	2094533	7	4	11	1164	CFC group	5026911	1		1
237	Bor-Undur Uul	5025397	1	2	3	1165	Sigma betta	5123275	1	1	2
238	Bortsetseg	4371267		1	1	1166	Sigma-Engineering	2614294	1		1
239	Boriin khundii	5315514		1	1	1167	Sidankuangai	5180945		3	3
240	Bosston international	2665093	1	4	5	1168	Silverkhorde	5325749		1	1
241	BOUO	5337275		1	1	1169	Silikat	2050463	1		1
242	Boshigtkaikhan	5128137		1	1	1170	Silk stone	5282608		1	1
243	Bugt-Ireedui	5056519		1	1	1171	Sinotum Mongolia	5103797	2		2
244	Buhug Turgen	2822601	1		1	1172	Sinchi-Oil	2588617	1		1
245	Buhug Hurs	5271215	1		1	1173	City DN Service	2588862		1	1
246	Bridge construction	2593009	2		2	1174	Sitik international mining	5357748		2	2

Appendix M (b). List of exploitation of mining and exploration license holders, by 2012.01.02

No	Holders	Holders registration No	Operating License	Prospect License	Total	No	Holders	Holders registration No	Operating License	Prospect License	Total
							investment				
247	Brix	2867702		1	1	1175	Scarn	2841002	1		1
248	Brilliant	2764563		1	1	1176	Scorpion service	2630028	2		2
249	Brit osiance kuanne	5209307		1	1	1177	Sceint gold	5327628		2	2
250	Broad	5024323	1		1	1178	Sobt trade	2650444	2	1	3
251	Bronze Horde	5325722		1	1	1179	Sodgazar	5031974		11	11
252	Brave heart resources	2878992	2	6	8	1180	Sod-Ertonts	5108403		2	2
253	BC Sanchir	2550873	1		1	1181	Sodmargad	5032938		1	1
254	BCON	2797836	1		1	1182	Soyon-Od	2831945		1	1
255	BTMG	5197376	1	1	2	1183	Solongobil	2027283	1		1
256	Buddabar	5079942		2	2	1184	Sondog	2295954	1		1
257	Bud-Invest	2100754	1		1	1185	Soninkhad	5112885		3	3
258	Bud-Undram	3553779	1		1	1186	Sonortrade	2590565	3		3
259	Bujgar-Ord	5222443	1		1	1187	Songolon Barmat	2068478	1		1
260	Bucorp	5209196		1	1	1188	Sor metal	2777436		1	1
261	Bul bul	2090082	1		1	1189	Sor jonsh	5022959		1	1
262	439th Bureau Of Prison in Bulgan aimag	9011706	1		1	1190	Soronzon tolgoi	5084903	1	1	2
263	Bulgan-Alt	2780712		1	1	1191	Soft fluirit	5271533		1	1
264	Bulgangangat	5091462	2		2	1192	Space speed	5066832		1	1
265	Bulgangangat	5101891		5	5	1193	Special Mainz	5295858	2		2
266	Bulgan-Invest	2736381	1	1	2	1194	Spot Construction	2098482	1		1
267	Bulgantaikhar	5172314		1	1	1195	SPROT	5331064		2	2
268	Bulgan-Erdes	2877589		1	1	1196	CC Mongolia	2587645	1		1
269	Bulnaintushig	5013844		1	1	1197	Stamina	5330874		1	1
270	Buman-Olz	5108799	1	1	2	1198	STBL	2762463		1	1
271	Bum-Arvai-Invest	2562219	1		1	1199	Suvdanboroo	5074959	1		1
272	BUMB	2865912		1	1	1200	Sumeru	5120365		1	1
273	Bumbat	2075652	6		6	1201	Sunkhun Gold	5524997	1		1
274	Bumbat consultedited	5264448		2	2	1202	Sutai Dayn Orig	5284481		1	1
275	Bumbat resources	5193443		7	7	1203	Sutain Bagana	5297494		1	1
276	Bumbatiin gol	2542714	1	1	2	1204	Sutain Terguun	2063913		1	1
277	Burkhan Khaldun group	2740257		1	1	1205	Sutaikhen Tso	5006147	1		1
278	BUULBL	5060419		1	1	1206	Sutaisend	5047706	1	1	2
279	Buuralstown	5111803	1		1	1207	Suuri	2041588	2	2	4
280	Buuraliin ar bulag	5194199	1		1	1208	Suuri khana	2703807	1		1
281	Bushuo-Uul	5152518	1		1	1209	Suld togtokh	2838672	1		1
282	Buyn	9999995		1	1	1210	Sumber-Ord	5134617		1	1
283	Buynzorig	5140013		1	1	1211	Sumber khuntan	2598477	2		2
284	Buleen davaa	5052297		1	1	1212	Sunder khas	5026857		3	3
285	Buleen Undarga	5101468		1	1	1213	Sukhbaatar Uul Uurkhai	3675416		1	1
286	Buleen khundii	5356725		1	1	1214	Seluukhen	2831155	1		1
287	Burkit Corporate	2003732	2	2	4	1215	selebrus	5163471		1	1
288	Bust-Orgil	5263506		1	1	1216	Selenge mining	2652811	1		1
289	Buurgent	2019205	3		3	1217	Selege minerals	2890682		11	11
290	Buuh	2088428	1		1	1218	selenge tavankhan	3739236		1	1
291	BHHB	5090423		5	5	1219	Sendmon	5287014		1	1
292	BCHB	2862778		1	1	1220	Sands stone	5059267		1	1
293	Bakuanji tuan	5416736		1	1	1221	Senjsant	5106567	1		1
294	Belguun-Anar	2788101		1	1	1222	Senshiveimongol	5148014	1		1
295	Berleg mining	5007127	1		1	1223	Sermi	5119006		1	1
296	Berkhiin Nuramt	5111145	1		1	1224	Seruunselbe	2851768	2		2
297	Berkhg resources	5210402		13	13	1225	Setgeliin Ur	5318904		1	1
298	Berkh -Uul	2643928	6		6	1226	Tavan Tolgoi Coal mining	2016656	2		2
299	Berkhet-Tolgoi	5116414	1		1	1227	Tavanbaatar	2039389	1		1
300	Beren group	2063182	1	1	2	1228	Tavan Tolgoi Trans	5000505		1	1
301	Berenmining	2886219	3	2	5	1229	Tavankhangal Trade	2708574	1		1
302	Bestwait	2827891		1	1	1230	Tavanshuteen Trade	2340542	2		2
303	Best-Ord	2825643	1		1	1231	Tavin-Ekh	2055317	1		1
304	Bets trade	2677121	1		1	1232	Tajisukh	5325552		1	1
305	VABK	5210941		5	5	1233	Taikhar-Ord	2849046	1		1
306	WIENFU	5089034		2	2	1234	Taishanshin Yani	5103851	1		1
307	Wailink	5136512		1	1	1235	Taishiriin Khuder	5243904		1	1

Appendix M (b). List of exploitation of mining and exploration license holders, by 2012.01.02

No	Holders	Holders registration No	Operating License	Prospect License	Total	No	Holders	Holders registration No	Operating License	Prospect License	Total
308	Wangyunshing	5061032		2	2	1236	Taishen Development	2777223	1	1	2
309	Vantage	5247462		1	1	1237	Tal Bulag Trade	2614065	1		1
310	Vartburg	5258464		1	1	1238	Talst Burkhand	5215331	1	3	4
311	Venera-Altai	5097657		1	1	1239	Talst gultgunu	5292026	2		2
312	Venchun	5250218	1		1	1240	Talst dul	5105439		2	2
313	Western Prospector Mongolia	2834812		1	1	1241	Talst margad	2663813	2	6	8
314	Westernminex	5297206		1	1	1242	Talst nuur	2305097	1		1
315	Western Prospector	5044669		1	1	1243	Talst-Orchlon	5133408	1		1
316	Western resource	2848066		4	4	1244	Taliin Gal	2016931	1		1
317	VGVM	5210852		1	1	1245	Taliin Jiguur	2726378		2	2
318	VUEE	5108802		1	1	1246	Taliin Nuuts	5268125		1	1
319	Vividstar	5142636		1	1	1247	Taliin Shigtegee	5306361		1	1
320	WillHung	5264707		1	1	1248	Taliin Elch	5301769	1	2	3
321	Worldmining	5026016		1	1	1249	Tanlon	2772388	1		1
322	Voyger Mineral Resource	5502292		1	1	1250	Tast-Ulgii	5247195		1	1
323	Voejergold	5202744		1	1	1251	Takh	2741997		1	1
324	Woodstar wood International	5437903		1	1	1252	Takhamt	5279216		1	1
325	Wenchon	5250218		10	10	1253	Takhilgat Gurvan Saikhan	5011965		1	1
326	Gazar-Ord	2694204	1		1	1254	Takhilt mandakh	2169878		1	1
327	Gazar-Khevlil	4247434	1	1	2	1255	TBES	5322693		1	1
328	Gazriin Suvd	5070244		1	1	1256	Twin cristal	5234956		1	1
329	Gazriin-Erdenes	2714701		2	2	1257	TEKA	5087023		4	4
330	Gallantstart	5023033		2	2	1258	Terra Mining	5338085		1	1
331	Galhiat	5130549		1	1	1259	Terra line	5085276		2	2
332	Gangangyalbaa	5139538		1	1	1260	Terratur	2680548		1	1
333	Gangar-Invest	2095092	1	1	2	1261	Terra-Energy	5430682		3	3
334	Gangarkhash	5003105	1		1	1262	Tethys -mining	2807459		63	63
335	Gan-Ilch	2544695	1		1	1263	Tekh-Impex	2702533	1		1
336	Gantig-Uul	2085844	1		1	1264	TBE	5144108		1	1
337	Ganhiits	2090988		1	1	1265	TG Vai	5472989		1	1
338	Garryson asia	5122392	4	5	9	1266	TNB	5002311	1		1
339	Gartaam Oyu	2561352		1	1	1267	TN&Y	5118662		1	1
340	Gatsuurt	2054701	18	3	21	1268	T&P	5001633		6	6
341	GBNB	2615797	1		1	1269	T&T Yunix	2716682	2		2
342	Geogold	2885425	1		1	1270	Tian Jin San JO	5260183		1	1
343	Geo-info	2773589		1	1	1271	Tinakha	5021693		1	1
344	Geo-canon tuv	2069318		1	1	1272	Titan-Ord	5112389		1	1
345	Geomaster	2630478		1	1	1273	Titan khor de	5325765		1	1
346	Geomin	2866773		3	3	1274	TMOB	5130042		1	1
347	Geominshpat	5099595		1	1	1275	TNTS	2884879	1	1	2
348	Geopro Mongol	5185874	1		1	1276	Tuv Erdene Bayn	5370728		1	1
349	Geosignals	5168635		1	1	1277	Tovgor khad	5113008		2	2
350	Geo-Erin	2867931		2	2	1278	Togootolgoi	5230977		1	1
351	Germesgahiur	5209447	1		1	1279	Togos chultem	5156629	1	1	2
352	Global Eastern minerals risech	5144396		8	8	1280	Togtoh mandal	2836327		1	1
353	Global balish	5347548		1	1	1281	Tol-Almaz	5164486		1	1
354	Globaltown	5197414		1	1	1282	Tod baylag ord	5079829		1	1
355	Global Energy	5160162		1	1	1283	Tod-Undraga	2872943	1	4	5
356	GMTS	5071275		1	1	1284	Toivanamduu Chineo	2763389	1		1
357	Go Si Zhe	5428955		1	1	1285	Tolgod-Uud	5255473		1	1
358	Coal toaward mining	5530172	1		1	1286	Tolgoitiin Gol	2602504	1		1
359	Gobi and More	2583798		1	1	1287	Tomshijer	5363136	1	2	3
360	Goviconsolidated	5426952		18	18	1288	Tony montana	4246373		1	1
361	Govi Coal and energy	2862468	4	28	32	1289	Toonot chuluu	5100178		2	2
362	Govi Exploration	2785129		6	6	1290	Toosgon-Uul	4001575	1		1
363	Govi Interprise	5113024		9	9	1291	Top mountain	5310407		1	1
364	Goviin Yertunts	5106648		1	1	1292	Topaz stone mining	5185181		4	4
365	Goviin Khugjil resources	5434041		1	1	1293	Topcali	5182093		2	2
366	Govi nutgiin bayalag	5540437		1	1	1294	Topruon hen tso	5055075	2		2
367	Govi Erdene Maral	5362407		1	1	1295	Topsmart	5195136		1	1

Appendix M (b). List of exploitation of mining and exploration license holders, by 2012.01.02

No	Holders	Holders registration No	Operating License	Prospect License	Total	No	Holders	Holders registration No	Operating License	Prospect License	Total
368	GoviGeo	2004976	1	10	11	1296	Toptoosgo	5271363	1		1
369	Govimankhan	2577992	1		1	1297	TOUU	3369978		1	1
370	GoviMaral	5212448	1		1	1298	Tuv Asia International	2838311		1	1
371	Govimaster	5095719		1	1	1299	Tuv Erdenet San	5263069		1	1
372	Govinaran Uul	5355133		2	2	1300	Tuvshin	2028565	2		2
373	Govi Reserve	5390966		1	1	1301	Tuvshin-Ekh	2550156		1	1
374	Govitugalg	5288894		2	2	1302	Turugnuuriin Energy	2873575	4		4
375	Govifinders	5238862		1	1	1303	Tugrugtal	5101158	1	1	2
376	Govi khurakh	5218101		1	1	1304	Tugszam	2868466	1		1
377	Govishoo	5060338	1	1	2	1305	Tugs-Erkhes	5200288	1		1
378	Govi-Ereen	5260833		3	3	1306	Tugs Ehlel	5431913	1		1
379	Gozgor Gold	5137195		1	1	1307	Tumur murun	5490901		1	1
380	Gokbulgan uul	5236517	1		1	1308	Tumurtolgoi	5513243		1	1
381	Golden Stream International	5461197		2	2	1309	Tusulch	2107961	2		2
382	Golden Wing	5129184		1	1	1310	Tukhumdavs	5087414	1		1
383	GoldenGovi Mining	5340624		5	5	1311	Trejur Exploration	5515017		1	1
384	GoldenGovi let	5150752		4	4	1312	Trejia Moutain International Mining	5157846	1		1
385	Goldengrouse	5310598		2	2	1313	Troy Gobi	5269318		4	4
386	GoldenCastle	5103878		1	1	1314	Tulga Trade	2028239		1	1
387	Goldencross	5200881		10	10	1315	Tunamal Shijer	2573253	3		3
388	Goldenmirage Govi	5146712		1	1	1316	Tunalmalcom	2793075		1	1
389	Golden Peak	5101492		1	1	1317	Tuderklap	5070805		10	10
390	Golden pogada	5111625	1		1	1318	Tun shan Shio don	5161975		1	1
391	Golden save	5396166		1	1	1319	Tuvshingarav	5116635	2		2
392	Goldenhails	5060222	2	1	3	1320	Tumen-And	2656523	3		3
393	Gornyak	5006813		1	1	1321	Tumen-Anur	5197848		1	1
394	Golden essence Mongolia	5444012		2	2	1322	Tumen-lveel	5171873	1	1	2
395	Goldland	2668548	1		1	1323	Tumen-Tsatsal	5108713	1	1	2
396	Gold-optiwell	5097215	1		1	1324	Turgen-Uud	5257743		3	3
397	Goldsenyn Mongolia	2871505		1	1	1325	Tushig Industrial	2739739	1		1
398	Goldennar	5301351		1	1	1326	Tushig International	2714809		1	1
399	Goldennest	4377443	1		1	1327	Tushig-Uul	2024306		1	1
400	Gravelstown	5194512	1	2	3	1328	Tushee Gobi	2546574		3	3
401	Grandmontana	5436176		7	7	1329	Tevkhen	2063158		3	3
402	Grandformula	5212669		1	1	1330	Tevshiiin Gobi	2639815	1		1
403	Grandhaski international	5426634		1	1	1331	Tevshiiin Nuurs	2880229	1	1	2
404	Great biter	5359252		1	1	1332	Tegshplant	5320259	1	1	2
405	Great Mongolia Mountain	5405645		1	1	1333	Tegshhan	2051273	1	1	2
406	Greenbox	5386179		1	1	1334	TEDEO	5095034	1	1	2
407	Green river	5084458		2	2	1335	Telmengold	5163293		2	2
408	Green station	2650436	1		1	1336	Temtel	5098033		1	1
409	Greet east minrals	5440092		3	3	1337	Temuulen-Orshikh	5315204		1	1
410	Guosen	2890542		1	1	1338	Ten khun	2839717	1		1
411	Guravt	2024594	2		2	1339	Tengri Oil Sheil	5320933	1		1
412	Gurvan-Argalant	5097266		2	2	1340	Tengri Petro Chemicals	5152542	1	2	3
413	Gurvan zam	5026628	1		1	1341	Tengri terra Resource	5321611		13	13
414	Guran talst	2022796		2	2	1342	Tengeriin Gegee tal	5057035		3	3
415	Gurvan tamga	2091798	1		1	1343	Tengeriin Khurd	5012821	1		1
416	Gurvan toson	3368564		1	1	1344	Tenuun baigal	2582457	2	1	3
417	Gurvan tukhum	2086166	3		3	1345	Terguun zuun	5301963		1	1
418	Gurvan Evtan	2087472	1		1	1346	Terguun sod erdem	4184211		1	1
419	Gutaindavaa	5205107		2	2	1347	Termen jonsh	4183525	1		1
420	Guchindelger	5103274		1	1	1348	Tesiin khurd	2672731	2		2
421	Gunbileg gold	5215757	1	2	3	1349	TESO	2293463		1	1
422	Gulbileg ord	5402247	1	1	2	1350	TESO trade	2744333		1	1
423	Gunbileg Trade	2765853	1		1	1351	Teshigland	5494613		1	1
424	Gunjiin Davaa	5260744	1		1	1352	Teeling shonkhor	2848376	2	3	5
425	Guntushig	5112842		1	1	1353	Stone Industry Of UB Railway	2076675	1		1
426	Gurveljingoo	5308917		1	1	1354	UBTTT	5146852	1		1
427	Guren	2845458	1		1	1355	Uvs khuder	5517931	1		1
428	Goodies	5193605		1	1	1356	Ugalzantsamkhag	5171881	1		1

Appendix M (b). List of exploitation of mining and exploration license holders, by 2012.01.02

No	Holders	Holders registration No	Operating License	Prospect License	Total	No	Holders	Holders registration No	Operating License	Prospect License	Total
429	Gerel Arvijikh	5221447		1	1	1357	Ugangold	5203252		1	1
430	Gerelt-Od	2152924	1		1	1358	Ulaannachin	2121085		1	1
431	Gerelt shinechlel	5046483	1		1	1359	Ulaankhetsiin shand	5427967		1	1
432	Gyalalzakh Erdenes	5234018		1	1	1360	Ulaantsakhar	5403766	1		1
433	Daatgaliin salaa	5319072		3	3	1361	Ulz gol	2344343	2		2
434	Doublemunkh	5004063	1	1	2	1362	Umarbayn	5511712		1	1
435	Doubleshtutce	5088321		1	1	1363	Umardiin gan	5177421	1		1
436	Davaa-Arvijikh	5204496		2	2	1364	Umardiin gobi	5346738		1	1
437	Davaat	2143097		2	2	1365	Uragshlakh gobi	5351324		1	1
438	Davst-Orgil	2293323	1		1	1366	Uranselenge	5274761	1		1
439	Davs trade	2585367	1		1	1367	Urgah gobi	5119243		2	2
440	Davst Khotgor	5325528		1	1	1368	Urgah morin els	5329434	1		1
441	Davkhar Onokhui	5142962		1	1	1369	Urd khutlag uul	5444373		1	1
442	Davkhar solongo	5115809		1	1	1370	Urt khoshuu	5073642	1	3	4
443	Dadizi Yyuiian	5179173	3	2	5	1371	Us-Orchin	2657694		1	1
444	Dimond	2088932	1		1	1372	Utaat bolor	5081335		2	2
445	Dimond land	5278686		1	1	1373	UTG	5231256		1	1
446	Dalanbulag trade	2608073	1		1	1374	Uugan-Ilch	5185033	1		1
447	Dalinaya zemlya	5327229	1		1	1375	Mining rescue team	9102981	2		2
448	Dambat	2618532	1		1	1376	Uul saran	2678144		1	1
449	Dankhar gold	5250978		1	1	1377	Uulszaamar	2819996	1		1
450	Darkhan Altan Uul	2682702	1		1	1378	Uulsnoyn	2868687	1	1	2
451	Darkhan Erdene Buren	2736624	1		1	1379	Uuliin ekh	2890658	1		1
452	Darkhan Iront	4245547		1	1	1380	YYHK	5264162		1	1
453	Darkhan bor khujir	5109884	1		1	1381	Uurkhai	2068745	1		1
454	Darkhan govi	2016265		1	1	1382	Ukhaat chuluu	2783762		1	1
455	Darkhan fluorite	5039932	1		1	1383	Wealth Exploration	5514983		1	1
456	Darkhan shar burd	2558106	1		1	1384	Uyanga	2555468	3		3
457	Darkhanii T	2051303	3		3	1385	Uyan khairkhan	2542838		1	1
458	Darkhan els	2883252	1		1	1386	Uils construction	2725711		1	1
459	Darigangiin ikh tal	5202906		1	1	1387	Ulemj orgil	5306876		1	1
460	Dasain Uul	5039274	1		1	1388	Unegdiin khuren	5440351		1	1
461	Dasmondriin	5094887		1	1	1389	Unen-And	2885565	1		1
462	Datsan trade	2061848	11	3	14	1390	Unen-jargalan	5103827		1	1
463	Dash Altai	5109434		1	1	1391	Unetmetal	2064537	1		1
464	Dashunda	5386756		1	1	1392	Unet-Erdene	5075351		2	2
465	Dayarkh	2068133	1		1	1393	URA	5019222		2	2
466	Dayan Orgil	2060825	2		2	1394	Uurt gold	2766868	2	3	5
467	DBTKH	2800128	2	9	11	1395	Uurt tour	5047544	1		1
468	Delta Gold	5369703	1	1	2	1396	Fander bolt	5451876		1	1
469	Delfin	2096277	1		1	1397	Farago	5045584		1	1
470	Deroifinancial Advisory	5222702		1	1	1398	First resource	5463718		4	4
471	DerongMongolia	2838508		1	1	1399	Flink mongolia	5084512	1		1
472	DBCN	5395429		1	1	1400	Fliumon	5002109	1		1
473	DBCT Resources	5412986		1	1	1401	Foxmining	5258014		2	2
474	DGDM	5485452		2	2	1402	Forst Construction	2707578		2	2
475	DGFL	3310132	1	1	2	1403	Friguud Erin	5298679		1	1
476	DZ and I	2570769	2	1	3	1404	Frizer	2746565		1	1
477	DHP	5071569		1	1	1405	Fujibik	5154766		1	1
478	DHPN	5166187	1		1	1406	Fesco	5196183		2	2
479	DSC	5034213		1	1	1407	Khaadiin Erdenes	5220378		1	1
480	DSNK	5445485		1	1	1408	Khaangardi	2546434	3	1	4
481	DMT	5021359		1	1	1409	Khaannutag	5062845		4	4
482	DNTS	5282101		1	1	1410	Khaantalst	4124685		1	1
483	Dondfannenyuan	5230756	1		1	1411	Khaani khargui	4249305	1		1
484	Doodankhar	5224829		1	1	1412	Khavsgaitnuur	5224349		1	1
485	Dornogoviin uils	5473748	1		1	1413	Khavzgait Resources	5210259		1	1
486	Dornod sodium Sulfat	5439841		1	1	1414	Khavchuuland Mongolia	5296307		1	1
487	Dornod baits	5039258		1	1	1415	Khadat Undriin Uguuj	3856259		1	1
488	Dornodmetal	5329612		1	1	1416	Khadat golden	5442265		3	3
489	Dorniin geegen energy	5421713		1	1	1417	Khairkhan Trade	2043483		1	1
490	Dorniin nuurs	2824302	1	1	2	1418	Khaichiin Bulag Exploration	2883082		4	4

Appendix M (b). List of exploitation of mining and exploration license holders, by 2012.01.02

No	Holders	Holders registration No	Operating License	Prospect License	Total	No	Holders	Holders registration No	Operating License	Prospect License	Total
491	Dorniin khuder	5197201	1	3	4	1419	Khamagmongol Resource	5385555		1	1
492	Dorniin ceolit	5197554	1	1	2	1420	Khamtiin ekh Bulag	5485932	1	1	2
493	Dorniin chuluunlag	5070287		7	7	1421	Khan Deej	2012251	1		1
494	Dorniin erkhes	5344417	1	3	4	1422	Khana Gold and Jem Mongolia	2847558	1	1	2
495	Dorniin shim	5256267		6	6	1423	Khanansuvraga	2626888		1	1
496	Dourado	5200334		5	5	1424	Khan-Asur	5232392		1	1
497	Durvunkhumuun	2267438		1	1	1425	Khanbogd Exploration	2715694			4
498	Duchindelgerekh	5112486		1	1	1426	Khangad-Exploration LLC	2887134	1		1
499	Dreamland	2619504	1	1	2	1427	Khangailand LLC	5240964		3	3
500	Dugui-Uul	5249007	1	1	2	1428	Khangipospekting LLC	5256623			4
501	Dunar-Od	2544938	1		1	1429	Khangikhuder LLC	5244269	1	1	2
502	Duntrade	2574209		1	1	1430	Khandgaitgol LLC	2059681		1	1
503	Dunfanlunma	5180953	1		1	1431	Khanilchugbug LLC	5113946	1		1
504	Dunli	5087163	1		1	1432	Khanni bi LLC	5117992		1	1
505	Dun-Erdene	2010933	3	1	4	1433	Khankhangamj LLC	2867796		1	1
506	Dun-Yuan	2724146	3		3	1434	Khankhas Trade LLC	2787318	1		1
507	Duulekh shonhor	2160757		1	1	1435	Khankhetiin khuder LLC	5325412		2	2
508	Devjikh Arvin ord	5325579		1	1	1436	Khanshand LLC	2798921		1	1
509	Delger Khangai trade	2008726	1		1	1437	Khanshashir	2618176	3	2	5
510	Delger Orchlou	2736578		1	1	1438	Khaniin Material	2091291		1	1
511	Delkhii Trade	2778157		1	1	1439	Khar Murun Mongol	2746239		1	1
512	Delkhiiin tsag	5116244		1	1	1440	Kharanga sumber	5412374		1	1
513	Depam	5360064		1	1	1441	Kharanga khuder	5413877		5	5
514	Derbumba	2866234	1		1	1442	Kharanga shavdal	5412382		1	1
515	Yoncheng	2869462	1		1	1443	Kharanga Erdenes	5412404		1	1
516	Yeos	5090598		5	5	1444	Kharakhiruge	5200032		1	1
517	Yeruulend	5205387		1	1	1445	Kharvestdesert	5467748		1	1
518	Yesun Erdeniin Ordon	5301947		4	4	1446	Khargana asgat	5151546		1	1
519	Yesun Bayalag	2567709		2	2	1447	Kharzanar	5340195	2		2
520	Yesun Mana Impex	2546272		1	1	1448	Khartaarvagatai	2001454	6		6
521	Yesunkhash	5108616		1	1	1449	Kharkhorum suld	3551075		1	1
522	Javkhiant ord	5217652	1	2	3	1450	Khasdavaa	5116767		1	1
523	Jakdoosan	5224861		2	2	1451	Khasu	2018241	1		1
524	Jump	2081547	4		4	1452	Khatantsatsal	5061989	1		1
525	Jum Alt	3738191	3		3	1453	Khash-aral	5248272		1	1
526	Janshinenyen mongol	5415322		1	1	1454	Khaygiin Gobi	5503809		2	2
527	Janiyuan	5192889		1	1	1455	KHBU	2781816		1	1
528	Jargalantrashaan	4063481	1		1	1456	Khelious gold	5068517	1	1	2
529	Jargalant Uud	2605066		1	1	1457	Khera investment	2787687		1	1
530	Jarsan	2567229		1	1	1458	Khishig Orgiluun	5029066	1	1	2
531	GBTB	5452112	1		1	1459	Khovd Myangat	4062698	1		1
532	Gemi international	2638185	2		2	1460	Khovd Tsement	4061101	1		1
533	Gemini	5085713		2	2	1461	Khojuuliin ekh	5132576		1	1
534	Gem-international	2612046		1	1	1462	Khong Da international	2861976	1		1
535	Jenri	2081342		1	1	1463	Khongor khangai Erdenes	5297052		2	2
536	Geodrilling	2609509		1	1	1464	Khongoriin Ord	2577453	3		3
537	Geogeni	5218004		1	1	1465	Khong Chang Li	5352959	1	1	2
538	GPF	5421624		3	3	1466	Khorgiin culuu	5017386	1		1
539	GAG	2073013	1		1	1467	Khoricavametall	5364884	2	2	4
540	GRTB	5108195		5	5	1468	443rd Bureau Of Prison	9069798	1		1
541	Gbliiz	2578778	1	2	3	1469	Khosbogd	5157145		3	3
542	JBM	5081416	1		1	1470	Khos-Orchlou	5276233		1	1
543	GDBN	5126878		2	2	1471	Khos khas	2100231	6		6
544	GGG mining	5325595		1	1	1472	Khos khatad	5294126		1	1
545	GGSS	5131618	1	1	2	1473	Khotgor	2661128	2		2
546	G content	5371066		1	1	1474	Khotgor minerals	5433207	1		1
547	GKMK	5041589	1	1	2	1475	Khotgorshanaga	2662647	2	3	5
548	GHP	3550524		1	1	1476	Khotol degikh	2829541	1		1
549	GLDV	5028787	2	2	4	1477	HOTU	2763788	4	2	6
550	GMMC	5370116		1	1	1478	Khosh-Ereg	5031206		1	1

Appendix M (b). List of exploitation of mining and exploration license holders, by 2012.01.02

No	Holders	Holders registration No	Operating License	Prospect License	Total	No	Holders	Holders registration No	Operating License	Prospect License	Total
551	GNOC	5341507		1	1	1479	Khuvsugul Zam	2034719	1		1
552	GNTL	5157641		1	1	1480	Khuusgul	2682869	2		2
553	G and U gold	2675471	2		2	1481	Khulh tolbo but	2711605	1		1
554	GSB mining	5439574	1	2	3	1482	Khukh tengir International	2114232		1	1
555	GSE	5396484		1	1	1483	Khukh shargachin	2843234		2	2
556	GFC	5034396		1	1	1484	Khuhdel investment	2549832		1	1
557	Gimeng	5006864	1		1	1485	Khukh jonsh	5488087	1		1
558	Jingiin gol	5087457		1	1	1486	Khukhumdug Uul	5157277		1	1
559	Jinguan	5005361	1		1	1487	Khukhsuld Group	5072743	1		1
560	Jindizi Yuan	5332893	1		1	1488	Khukhtur	2107511	2		2
561	Gincorona	5060869		2	2	1489	Khukh kharkhira	5157153		1	1
562	Gintaida	5305179		1	1	1490	Khukh khusht	5282128		1	1
563	Ginhua ord	5002486	1		1	1491	Khukh shugam	2565803	2		2
564	Jinchao	5343372		2	2	1492	Khushig-Uul	5300894		1	1
565	Jinshentan	5134803	1		1	1493	Khuadi Kuonie	5232538		2	2
566	GCCorporation	5300118	1		1	1494	Khuan Lian	2718375	1		1
567	Ju Kuang investment	5408628		1	1	1495	Huasennanyuanyshezen	5215889		1	1
568	Jiefen	5050669		1	1	1496	Huafengrunda	5153409		1	1
569	GME	5076021	1		1	1497	Khuvibilegt	5180244		1	1
570	GNPE	2568284		1	1	1498	Khuidemining	5361982		1	1
571	Jo international	2688123	1		1	1499	Khuld Airon	5351308		1	1
572	Jonsht gazar	2793512	2		2	1500	Khuld Himicals	5415853	2		2
573	Jorchidai	5163803		5	5	1501	Khuld mining Group	5215129		1	1
574	Jotoinbajuuna	5089417	2		2	1502	Khuld Olz	5101174		1	1
575	Jun Yuan	2780518		10	10	1503	Khuldtsement	5488605	2	1	3
576	Jungotekuan	5228026		1	1	1504	Khuldiin nuurs	5009138	3	4	7
577	Junguokianefajan	5493706		1	1	1505	khulj-Ord	5165083		1	1
578	Junzeni	5088755	1		1	1506	Khul morit mining	5353246		5	5
579	Junzfenglantong	5401496		1	1	1507	Khunan	2549204	1		1
580	Junhuaoveye	5039681		1	1	1508	Hunan jin len	2881934	3		3
581	Jun Yuan	2812231	1		1	1509	Khunboo	5035902	1		1
582	JutaiYuan	5281857		1	1	1510	Khunt Uguuj	2166631	1		1
583	Jyuvelling	5252849		2	2	1511	Khun Khua	2598256	2		2
584	JCCR	5308488	1		1	1512	KHuon Yan	5242916		4	4
585	JTT	5344441	1		1	1513	Khurai	2019086	2	2	4
586	Javel	5212235		1	1	1514	Khurgatkhairkhan	5104424		7	7
587	Jam	5127033		1	1	1515	Khurtskhartsaga	5182077		1	1
588	Jasmon	5024579		1	1	1516	Khusmod	2577895		1	1
589	Jyudekuane	5498597		3	3	1517	Khuuchin-Anduud	2668505		1	1
590	Zaamariin ikh alt	2670801	1		1	1518	Hu Hu Huai	5494206	1		1
591	Zavtaij	3551083		1	1	1519	Khurent	2732521		1	1
592	Zanadu energy resource	5220203		6	6	1520	Khuden	2643227	1		1
593	Zanaducoal Mongolia	5168171	1	4	5	1521	Khuderbold	5221056	1		1
594	Zanadumetals Mongolia	5168201		3	3	1522	Khuderord	5320151		1	1
595	Zanaducopper Mongolia	5103479		1	1	1523	Khuder-Erdene	2041391	2		2
596	Zanart uul	5040639		2	2	1524	Khumen Invest	5452929		1	1
597	Zandbolor	5182824		2	2	1525	Khunnustyle	5378834		1	1
598	Zasag sumber	5341205	1		1	1526	khurd	2061783	1		1
599	Zasagchandmani	2678152		1	1	1527	Khurzet	2573245		1	1
600	Zasagchandmani mines	5382432	1		1	1528	Khurenbulag	2668041	1		1
601	Zayatuvschin	2049902	1		1	1529	khurenbelchir	2879646	1		1
602	ZBAA	5091098		5	5	1530	khuree del	2697734	1	4	5
603	Zvezdametrika	5204631		2	2	1531	Khusliin gyalbaa	5126754		1	1
604	Zolotaya korona	5213789	1		1	1532	Khuslemj	2872722	2	3	5
605	ZoogiinEkh	2542315	1		1	1533	Khuchjenkai	5279291		3	3
606	Zori itge butee	5087546		1	1	1534	119th Border Protection Division	2120879	1		1
607	Zostresources	5210453		1	1	1535	Huande Evevator Mongol	5285631		3	3
608	Zuulun chuluu	5492955		2	2	1536	Kheiwood Mongolia	5482321		1	1
609	Zo-Yue	5016665	1		1	1537	Kheltrege	4489659	1		1
610	ZTKH	5110297		1	1	1538	Khemjeelshgui -Od	5387787		1	1
611	Zulmunkh badmaarag	2701561	1		1	1539	Khemchig-Gold	5090822		3	3

Appendix M (b). List of exploitation of mining and exploration license holders, by 2012.01.02

No	Holders	Holders registration No	Operating License	Prospect License	Total	No	Holders	Holders registration No	Operating License	Prospect License	Total
612	Zunrun	2724391	1		1	1540	Khensul Construction	5041449	3		3
613	Zuun mod uul	5135958	5		5	1541	Courts and tribunals service centre in Khentii aimag	9073389	2	1	3
614	Zuunnaiman suvarga	2113023	1		1	1542	Kherlengoliin Uils	5476453		2	2
615	Zuunii tugul	5109191		1	1	1543	Kherlen-Impex	2009765	1		1
616	Zuunii chavkhadas	5061458		1	1	1544	Kherlen-Energo	2871114	1		1
617	Zubgol	2868679	1		1	1545	Tsadvan Impex	2609533		1	1
618	Zulegtbulag	3308456		1	1	1546	Tsagaan Altan Guur	5220599		1	1
619	Zulegt trade	2552329		1	1	1547	Tsagaan Chuluun Ellios	5413702	1	1	2
620	Zunma	2839385	1		1	1548	Tsagaan burd	2769697	1		1
621	Zuriin bulan	2854384	3		3	1549	Tsagaan gobi	5038464	1		1
622	Zutgeltgun	5190967		1	1	1550	Tsagaan-Uvuljuu	5352827		3	3
623	Zuchir ord	5357322		2	2	1551	Tsagaantashaa	2605031	1		1
624	ZTSBE	5030102	1		1	1552	Tsagaanshohoi	5325234		1	1
625	Zevtduulga	5101883		1	1	1553	Tsagaan-Elgen	5053722	1		1
626	Zevshinzol	5108187		1	1	1554	Tsagin khuch	5214246		1	1
627	Zelem	2020955		1	1	1555	Tsairt mineral	2548747	1	2	3
628	Zereglekhergel	5212359		1	1	1556	Tsanzirunli	5179394		2	2
629	Zest-Altai	5109264		1	1	1557	Tsantiin Jim	2291142	1	1	2
630	Zest-Undur	5110475	1		1	1558	Tsantiin khaya	2316013		1	1
631	ZVTM	5182492		1	1	1559	Tsarilkhad	5432219	1		1
632	EGC	5370124		1	1	1560	Tsastkhangai	5249112		1	1
633	EEJ	2555565		2	2	1561	Tsakhirtsagaan gol	5068053		4	4
634	ECM	5152674		1	1	1562	Ts D Ts	2786184	1		1
635	EAM teshig	2843528		1	1	1563	Tsement shokhoi	2641984	2		2
636	EAM khukh adar	2844915	1	6	7	1564	Central Asian Tsement	2737221	1	2	3
637	EMIC	5320089		1	1	1565	Central Asian mining	5005094		1	1
638	EMGR	5193079		1	1	1566	Ts E T	2600161		2	2
639	ENREX	5514312		4	4	1567	Tsirkomining	2681471	2		2
640	E and GR	5237947		1	1	1568	Tsogt-Onon	2097109	2	1	3
641	Iveel Ulzii	5154456	1	1	2	1569	Tsozgor	3550125	1		1
642	Idealsystems	2864193		1	1	1570	Tsonlun	5295564		1	1
643	Idergold	2627663		1	1	1571	Tsorosjambaa	5102715	1		1
644	Iderkhaikhan	2169967	2		2	1572	Tsuglan	2766213	1		1
645	Easternroad	2747707		1	1	1573	Tsevdeg	2587025	3	3	6
646	Eastzone	5074622		4	4	1574	Tseegen-Uuden	2831686	1		1
647	XHKH	5412013		1	1	1575	Tselmuun-khangai	5238366		1	1
648	Iltgold	5073189	2		2	1576	Tsenbaylag	5062888		2	2
649	Ilch khujirt	5457912		1	1	1577	Tsengazar	5086353		1	1
650	Ilchit metal	2784041	2	1	3	1578	Tsengegbaysakh	5172543		1	1
651	Ilchit khurdast	5055105		1	1	1579	Tsengeg-Orog	5320798	1		1
652	Ilchleg khairkhan	5168724		1	1	1580	Tsentrvill	5241774		1	1
653	IMEI-Amka	5160456		1	1	1581	Tsenkher buir	5108314		1	1
654	Imperials Mining	5454719		1	1	1582	Tserdiin Tal	5101573		2	2
655	Ingho	2827875		1	1	1583	Tserenbadam	5166667		1	1
656	Indusshakti	5115132		1	1	1584	Tsetsennonas	5110742		3	3
657	Inkobrik	5246822	1		1	1585	Tsetsens mining energy	5482046		7	7
658	Innmo	5236711		1	1	1586	Tsetsee-Impex	2804816	1		1
659	Inoivasaki	5393159		1	1	1587	Chaildsan	2837196	1		1
660	Inter global	2734052		1	1	1588	Chamin-Alt	5231337	1		1
661	Intra Govi Gold	5395445		6	6	1589	Chandgana Coal	5183308	2	1	3
662	Infiniti Space	5467268	1	2	3	1590	Chandmini tal	2011328		1	1
663	Ipotekmass	5100747		1	1	1591	Chandmani-Erkhud	5222575	1		1
664	Irvs inter trade	2065606	2		2	1592	Chilagu	5034868	1		1
665	Irmuun bosgo	5396786	2		2	1593	Chilchiggol	5421691		1	1
666	Irmegdavaa	5119375		1	1	1594	Chin	2067501	1		1
667	Ilgeltushig	5063329	1	1	2	1595	Chinbulai	5133726		6	6
668	Ilgeltkhuleg	2093154		5	5	1596	Chingisiin khar alt	5031869	2		2
669	ikh agar khairkhan	5309425		2	2	1597	Chingisiin kharsh	5020115		1	1
670	Ikh alt consulting	2670704		2	2	1598	Chingil mineral Development	5460581		1	1
671	Ikh alt Zaamar	2556847	2		2	1599	Chigil-Uul	2782065		1	1
672	ikh goviiin chuluu	5482275		1	1	1600	Chingelbuuntsagaan	2030624	1		1

Appendix M (b). List of exploitation of mining and exploration license holders, by 2012.01.02

No	Holders	Holders registration No	Operating License	Prospect License	Total	No	Holders	Holders registration No	Operating License	Prospect License	Total
673	Ikh Uvuljuu	2558661	1		1	1601	Chintugs	2816687	2	1	3
674	Ikh talst	2708132	1		1	1602	Chin-Uudam	2819945		1	1
675	Ikh tokhoirol	2784262	3		3	1603	Chinkhash	5374367		1	1
676	Ikh undrakh talst	5237572	1		1	1604	Chinkhua Mak nariin sukhait LLC	2697947	1		1
677	Ikh uuliin erdenes	5286808	1		1	1605	Chihua och	5347831		1	1
678	Ikh khuvchiin Jonon	2663341	2		2	1606	Chojjid dagina	5248248		2	2
679	Ikh bulag erdene	5026644		1	1	1607	Chuluun-Urguu	2057174	1		1
680	Ikh gazriin ungu	5229715		1	1	1608	Chuluuntsag	5469821		1	1
681	Ikh govi energy	5522935		2	2	1609	Chuluun Erdenes	2693593		2	2
682	Ikh mongol mining	5014131		9	9	1610	Chulut International	2800497	3	1	4
683	Ikh mongol shuvuu	2595818	1		1	1611	Chunnorov	5076978		1	1
684	Ikh sav	5325536		2	2	1612	Chuugen	2809621	1		1
685	Ikh torgon jim	5424585		1	1	1613	Cheng Yani Hung	5501946		1	1
686	Ikh temuulel	2067684	1		1	1614	Shairouz	2837919		2	2
687	Ikh ursgal	2542579	1		1	1615	Shanjin-Ord	5197325	1	1	2
688	Ikh khaan chuluu	5322448		1	1	1616	Shanlun	2784904	1		1
689	Ikh khilaiun	2010968		1	1	1617	Shanshimejo	5148278	1		1
690	Ikh khan uul	2732726	2	1	3	1618	Sharga energy	5266513		1	1
691	Ikh khuder	5210984		1	1	1619	Shargabolor	5090385	1	2	3
692	Ikh shijir erdene	5219485	1	3	4	1620	Sharlangol	5214629		1	1
693	Ikher gurvan tsokhio	5320569	1		1	1621	Sharmongol	5072115	1		1
694	Cavernbold	5308534	1	1	2	1622	sharnarst	2618621	2		2
695	Cazmoncontact	5041538		2	2	1623	Shariin gol	2050374	2		2
696	Kailonkuonye	5114039	1		1	1624	Shariin gol Trading	2819031		2	2
697	Kaimex	5199123		2	2	1625	Shariin gol Energy	2852861	1		1
698	Kinarwolfram	2844001	3		3	1626	Shashir-Orgil	5106753	1	2	3
699	Kaleodomus	5276861		1	1	1627	Shashir-Trade	2036231	1		1
700	Kamiliya	5020301		1	1	1628	Sheng chan	5380618	1		1
701	Kanlunhuatai	5074851		1	1	1629	Sh J T	5254442		2	2
702	Capital Auto service	2698161	1		1	1630	Shianganjian yani	5402638		4	4
703	Karagait marbat	5161584		1	1	1631	Shianganyuntun	5165407	1	2	3
704	careerferum	5483077		1	1	1632	Shiba	2812886	2		2
705	Cascade Mining	5463599	1	2	3	1633	Shivee-Ovoo	2004879	1		1
706	Kenalkhap	5270413		3	3	1634	Shidet-Od	2884259	1		1
707	Kenje	2025736	3		3	1635	Shijir-Alt	2072947	1		1
708	Kizuna	5303478		2	2	1636	Shijir-Talst	2770601	2		2
709	Kinova	2762927	1		1	1637	Shijirhairga	5167256	1	1	2
710	clan energy mining	5419026		2	2	1638	Shijitaifen	5078229	1	1	2
711	climaxmajor	5339138		1	1	1639	Shiirezstone	5257352	1		1
712	KMNG	5202868		3	3	1640	Shilmel-Undraa	5062179		1	1
713	Codem	2831538		3	3	1641	Shimdeleg	5195446		1	1
714	Commod	2685841	1	2	3	1642	Shimzorig	5195578		1	1
715	Common	5132053		3	3	1643	Shim construction	2744937	1		1
716	Continental	2583216		1	1	1644	Shimtogtun	5195608		1	1
717	Cool Adventures	5244552	1	2	3	1645	Shindunfan	5144663	1		1
718	Cool Brothers	5214599		1	1	1646	Shinsanhoyusokantani	5309174		1	1
719	Cool partners	5245966		1	1	1647	Shin Shin	2830213	2		2
720	Cool fronters	5248329		1	1	1648	Shine Asia Mining Group	5305675		3	3
721	CoresMongolia	5098238		2	2	1649	Shine Ellion Nen Yani	5250862		2	2
722	Coret energy	5113717	1	2	3	1650	Shine Mandal Urguu	5173442		1	1
723	Cormonmine house	5229634	1	1	2	1651	shine-Almas	5281733		1	1
724	Cosmomining	5400465		1	1	1652	Shinegurvaljin	5201934		2	2
725	Cottage Construction	5045525		1	1	1653	Shinejonsh	5540976	1		1
726	Coldgold mongol	2571498	1		1	1654	Shine canad	5276675		8	8
727	Kraton	5051665		6	6	1655	Shine longda	5164621	1	4	5
728	Crystallfluorite	5173469		1	1	1656	Shinemongol Erdes	5032415		2	2
729	Crystal titer	5159644		1	1	1657	Shinesansar	5010896	1		1
730	kunlun	2745534	1		1	1658	Shinetoosgo	2579057	1		1
731	QGX mongol	2706865		4	4	1659	Shine shivoo	2858096		7	7
732	KVP	2889668		1	1	1660	Shine shuudan	2875926		1	1
733	KGCUU	5123712		1	1	1661	Shine Erdes	2870312	2	1	3
734	KJJC	5176336		2	2	1662	Shereegiin shugui	2110903	2	1	3

Appendix M (b). List of exploitation of mining and exploration license holders, by 2012.01.02

No	Holders	Holders registration No	Operating License	Prospect License	Total	No	Holders	Holders registration No	Operating License	Prospect License	Total
735	KH Trade	2805855		1	1	1663	Shokhoi tsagaan bulag	2025833	1		1
736	Ketamining	5408415		1	1	1664	Shpriei	2767694		2	2
737	Lily	2827298		1	1	1665	Sh T N	2053152	1		1
738	Lime Invest	2824752	1		1	1666	Shuvuun Khar Uul	5320607		1	1
739	litourcs	5204291	1	2	3	1667	Shuvuun-Uul	3491544	1	1	2
740	Landlord	2866455		1	1	1668	Shudarga-Anduud	2626489	1		1
741	Land-Ore	5429617		3	3	1669	Courts and tribunals service centre	9103619	1		1
742	Lateral	5208025		1	1	1670	Court service department -409	9999997	1		1
743	Legendmines	5007143		1	1	1671	Court sevice	3062627	1		1
744	Litium mining	5172829	1		1	1672	EBBN LLC	5507995		1	1
745	Lovonko	5084024	1	2	3	1673	EBG LLC	5102189	1	3	4
746	longline	5185696		1	1	1674	EBNE LLC	2568683	1		1
747	lonshenda	5312213		1	1	1675	EBE LLC	2067439	2		2
748	Lotte Ink	2778076		1	1	1676	Evermineral LLC	5293006		1	1
749	Lotus Amgalan	5309069	1		1	1677	Eveirich Gold LLC	5392276		1	1
750	Loyusdai Uul	5288126		1	1	1678	Event planner LLC	2893053		1	1
751	Lotustalst Flurspar	5269695		1	1	1679	Everlast LLC	5169844	1		1
752	LUVR	5313341	1		1	1680	Eg-Arvai LLC	5117577		1	1
753	Luje Ord	5266084	2	4	6	1681	Egshiglent-Uul LLC	5107776		2	2
754	Lut Chuluu	5396662	2		2	1682	Edinburg	5216656	1		1
755	Luchero	5048486	1		1	1683	Ej Ulaan Khatuu	5258774		2	2
756	LKHA	2030187		1	1	1684	Ej balei	5315603	1	2	3
757	Lkhagvajin	2823616		2	2	1685	Ej-Erdene	2649098		1	1
758	Lkhasakhuis	5327849		1	1	1686	ASTS	5409683		2	2
759	LCH	2083876		2	2	1687	AIM	2848856		2	2
760	Legsic	5267641		1	1	1688	ARIA	5006066	1		1
761	Legendarycapital	5513138		1	1	1689	AKMY	5098181	1	1	2
762	LendMongolia	2708345	1	1	2	1690	AHG metal group	5420172		1	1
763	M and T service	2837889		2	2	1691	ALGT	5130662	1	2	3
764	Maga	2565587	1		1	1692	AMGSS	5112893		1	1
765	Magnaidavaa	5106524		3	3	1693	AYC	5192412		2	2
766	Magnet-Import	2746913	1		1	1694	Eijia Intersept Mongolia	5094054		1	1
767	Mazunaisaruud	3551199		2	2	1695	Эйч Би Си НВС LLC	5012287		4	4
768	Mainurul	5236932		2	2	1696	HDL LLC	5325706		1	1
769	Max-Impex	2057573		2	2	1697	HKJC LLC	5005698		2	2
770	Maxmargad	4552415		2	2	1698	HMC Natural Resource Coporation LLC	5346886		3	3
771	Malifluorite	5366941	2		2	1699	HMCC LLC	5242045		1	1
772	Mandal Altai group	2023202	1	6	7	1700	HML LLC	5232961		3	3
773	Mandal Urgukh	5068851		5	5	1701	EKTU LLC	5376637		1	1
774	Mandalkhuder	5337402		3	3	1702	LVT LLC	5503787		1	1
775	Mandakh bulag	2662507		1	1	1703	Elbeg Ord LLC	5493781		1	1
776	Mandgovi	2861852		1	1	1704	Elite town LLC	5217849		1	1
777	Maraatolgoi	5193524		1	1	1705	Eleet LLC	2744511	1	1	2
778	Marikomankhan	5289785	1		1	1706	MRI LLC	5346541		1	1
779	Marcopolo	2069792	1	2	3	1707	MRCMGL LLC	5402166	1	12	13
780	MBGTS	5108357	1		1	1708	MBC LLC	2637731		1	1
781	MBGTU	5132584		1	1	1709	MDFI LLC	5504767	1	2	3
782	MBRIK	5218349	1	1	2	1710	MGB LLC	5018536	1		1
783	MGMK	5211646	1		1	1711	MGCK LLC	5456061		1	1
784	MegaMines Mongolia	5073111		7	7	1712	MGTG LLC	5257557		4	4
785	MEM	5224993		2	2	1713	MGH LLC	2740451	2	1	3
786	Mentuyu	5019834	1	1	2	1714	MGL Resource LLC	5353998		1	1
787	Menshikuanie	5235839		2	2	1715	MZAK LLC	5196043		2	2
788	Mercury Ord	5183588		1	1	1716	MEA LLC	5110041		1	1
789	Mercy	2561662	1		1	1717	MXC LLC	5240344		1	1
790	MEC	2579634	1		1	1718	MKMN LLC	5287227		1	1
791	Mesttransportation	2669218	1		1	1719	MPHCL LLC	5137977		10	10
792	Metal Invest Medcom	5499267		1	1	1720	MCGT LLC	5148146	3	1	4
793	Metal Impex	2090511		1	1	1721	MCXG LLC	5386659		1	1
794	MGDE	5208262		1	1	1722	MCCM LLC	5138175	1	1	2
795	Mega Erin	5506816		1	1	1723	MCTT LLC	5015243	2		2

Appendix M (b). List of exploitation of mining and exploration license holders, by 2012.01.02

No	Holders	Holders registration No	Operating License	Prospect License	Total	No	Holders	Holders registration No	Operating License	Prospect License	Total
796	Mizu	5035619	1	3	4	1724	MCAD LLC	5297117		1	1
797	MiddleGovi mining	5480256		3	3	1725	MTVC LLC	5112923		1	1
798	Micmining	2670232	1		1	1726	MAYE LLC	5217296		1	1
799	Millennium Diggers	5324947		1	1	1727	MHG	5195209		1	1
800	Millennium Discovery	5090164		1	1	1728	ML tsakhiurt ovoo	5452503	1	3	4
801	Millennium Storm	5328772		1	1	1729	MLSX	5099986		2	2
802	MIMS	5082544		1	1	1730	MMRD	5355966		2	2
803	Minvesco	5042836		2	2	1731	MMR & M	5310679		2	2
804	Minghonda LLC	5151651	1	1	2	1732	MMZJ	5159407		2	2
805	MINDUOTIDI Minduotidi LLC	5082986	1		1	1733	MMAM	5400082		2	2
806	Mineral-Invest Holding LLC	2047187	1		1	1734	MNCRI	5137438		1	1
807	Mineral-Orgil LLC	5273366		1	1	1735	MNLG	5154715		1	1
808	Mineral-plus LLC	5005221	1		1	1736	M&M	2674866		2	2
809	Minjit Bulgan Gol LLC	2041278	2		2	1737	MYRC	5154634		2	2
810	MINII TOONOT	5070651		1	1	1738	Emerald mountain LLC	5106486		1	1
811	Mini Marco LLC	2061988		1	1	1739	Ememarai LLC	5291364		4	4
812	Minshingerelt Od LLC	5276934		1	1	1740	Emeelt mainz LLC	2776804		1	1
813	Minyu Shishi LLC	5050138	1	2	3	1741	NBMY LLC	5340861	1	1	2
814	Mirafleurite LLC	2852772	1		1	1742	NCRI LLC	5115426		1	1
815	Miracleland LLC	5002745		2	2	1743	NTSM LLC	5192994		2	2
816	MNRII LLC	5455812		1	1	1744	NAPL LLC	5232937		1	1
817	Mogoin Gol LLC	2034859	1	1	2	1745	NMES LLC	5098858		3	3
818	Mogoin gol Global Resources LLC	5414717		1	1	1746	NSR LLC	5170591	1		1
819	Mogol International LLC	2730588		18	18	1747	NSWTE LLC	5248558		1	1
820	Mogul Energy LLC	5314429	1		1	1748	ENGIS LLC	5075491		1	1
821	Modot Uul LLC	4248015		1	1	1749	Enguitel LLC	2834421	3	2	5
822	Modun Resources LLC	5508606		1	1	1750	Energy Resource LLC	2887746	1		1
823	Mon Ajnai LLC	2067544	1	2	3	1751	Entser LLC	5108446		1	1
824	Mon Ayut LLC	2860953		1	1	1752	Epidot LLC	5103169		1	1
825	Monwolfram LLC	2743744	1		1	1753	Ergjer LLC	5195381		1	1
826	Mongol Altai Resources LLC	5476372		1	1	1754	Ergemer LLC	2661861	1		1
827	Mongol Diesel LLC	2042134		1	1	1755	Erdkhul LLC	2721643		1	1
828	Mongol Ceramic LLC	2091283	2		2	1756	Erdeniin bosgo LLC	5211859		1	1
829	Mongol Manganese Natural Resources LLC	2886197	1	1	2	1757	Erdeniin gyaltganuur LLC	5197996		1	1
830	Mongol Myangan LLC	2804395		1	1	1758	Erdeniin Olz LLC	5072948	1		1
831	Mongol Resource Corporation LLC	5365112		1	1	1759	Erdeniin Opal LLC	5109523		1	1
832	Mongol Uranium Resources LLC	5150884		1	1	1760	Erdeniin Undraga Khairkhan LLC	5105579		2	2
833	Mongol Chadal International Energy LLC	5435951		1	1	1761	Erdeniin Khogjil LLC	2786893	1		1
834	Mongol Alt LLC	2024101		2	2	1762	Erdeniin tsakhirmaa tal LLC	5183154		1	1
835	Mongol Anar Trade LLC	2723344	4		4	1763	Erdeniin Erdenes LLC	5350557		1	1
836	Mongol Bulgar Geo LLC	2550245	3		3	1764	Erdene mandal LLC	2006057		2	2
837	Mongol Gazar LLC	2027615	3		3	1765	Erdenegips LLC	5405335		1	1
838	Mongol Golomt Group	5326834		1	1	1766	Erdenedorno LLC	2876965	1		1
839	MongolGuan Yuan LLC	2842475		3	3	1767	Erdenejas LLC	2715619		17	17
840	Mongolgunhuazinyuan LLC	5490413		1	1	1768	Erdenelink LLC	5074495	2		2
841	Mongoljodoo LLC	2810581	1		1	1769	Erdene mongol LLC	2718243		8	8
842	Mongoljuyuanli LLC	5051304	1		1	1770	Erdenes Manlai Mining Resource LLC	5517028		3	3
843	Mongol Gold Corporation LLC	5475619	3		3	1771	Erdenes MGL LLC	5124913	7		7
844	Mongol Iron Group	5481724	1	1	2	1772	Erdenes Mining LLC	2617455	1		1
845	Mongolian Gemstones Industry	2557339	1		1	1773	Erdenes Tavan tolgoi JSC	5435528	4		4
846	Mongolian Cooper Mining LLC	5429013		1	1	1774	Erdenes-Erdenes LLC	4248201		1	1
847	Mongolian Lantanoide Corporation	5458757		1	1	1775	Erdenet LLC	2074192	1	5	6

Appendix M (b). List of exploitation of mining and exploration license holders, by 2012.01.02

No	Holders	Holders registration No	Operating License	Prospect License	Total	No	Holders	Holders registration No	Operating License	Prospect License	Total
848	Mongolian National Mining Corporation LLC	5401801	2	2	4	1776	Erdes Murun LLC	2705036	1		1
849	Mongolian Rontak Energy LLC	5446066		3	3	1777	Erdes Group LLC	5145783	1		1
850	Mongolian Minerals Pity LLC	5248809	1	1	2	1778	Erdes Impex LLC	5084261		1	1
851	Mongolian top feed LLC	5392284		1	1	1779	Erdes nalaikh LLC	2025752	2	1	3
852	Mongolmetal Mining LLC	5239168	2	2	4	1780	Erdes plazm LLC	5070899		1	1
853	Mongol Oil Shale LLC	2687151		1	1	1781	Erdes-Uvs LLC	2121174	2		2
854	Mongolrostsvetment LLC	2550466	33	3	36	1782	Erdesholding LLC	2655772	4	1	5
855	Mongolrud prom LLC	2825627	2	1	3	1783	Erstsair Exploration LLC	2883376	1		1
856	Mongolsanchuan LLC	5247071		2	2	1784	Erkhes mining LLC	2787989	2		2
857	Mongol Standart LLC	2771799		2	2	1785	Erkhet-Ermuun LLC	5461758		1	1
858	Mongol Khan LLC	2317265	1		1	1786	Erchim LLC	2003821	1		1
859	Mongol Tsamhag LLC	2848317		8	8	1787	Erchim-Impex LLC	2654806	1	3	4
860	Mongol Cheh Metal LLC	5051134	3		3	1788	Erel LLC	2027194	9	1	10
861	Mongol Shaazan LLC	2082187		1	1	1789	Erelkhusel LLC	4489861	1		1
862	Mongolian Alt MAK LLC	2095025	22	9	31	1790	Erelchin LLC	2086344	1		1
863	Mongolian Altan Ayalal LLC	2871777		2	2	1791	Erensky LLC	5298784		1	1
864	Mongulaan Trade LLC	2554518	5	2	7	1792	SBMGL LLC	5170435		1	1
865	MonJap International LLC	2688638	1		1	1793	SBF LLC	5184851	2		2
866	Monjin Dalai LLC	2851326	1		1	1794	SG mining erdes LLC	5381584	1	2	3
867	Monzol LLC	2654652	1	3	4	1795	SGLS LLC	5347734		1	1
868	Mon Quartz LLC	2824833	4	1	5	1796	SIMC LLC	5360498		1	1
869	MonLaa LLC	2045931	1	5	6	1797	SQS LLC	5189128		8	8
870	Monlakhad LLC	2893444	1		1	1798	SKG LLC	5170982		1	1
871	Monlid Trade LLC	2695421	1		1	1799	SPG LLC	5428904		2	2
872	Monmanagement LLC	2885352		1	1	1800	SCER LLC	5168775		6	6
873	Monpoliment LLC	2029278	3		3	1801	STA LLC	2037998		1	1
874	Monre LLC	2063123	1		1	1802	SHYT LLC	5208181		1	1
875	Monresourcez LLC	2765888	1		1	1803	SMI LLC	5182212	2	1	3
876	Monrok LLC	2855267	1		1	1804	SMIMG LLC	5298903		2	2
877	Monros Prom Ugoli LLC	2811138	1	1	2	1805	SNW international LLC	2893193	1		1
878	Monrosselmash LLC	2685205		1	1	1806	SSS macs LLC	5228131		1	1
879	Monsas-International LLC	2880822	1		1	1807	Eslet LLC	2875993	1		1
880	Monscorp LLC	5359015	2	1	3	1808	Etrans LLC	2546485	1	1	2
881	Monsunud LLC	2611961	1	1	2	1809	Etugen Ye LLC	5109078		1	1
882	Monstroi LLC	2811162	1		1	1810	FRFM LLC	5101093		1	1
883	Montruf LLC	2761114	1		1	1811	FGP LLC	5428939		2	2
884	Montenger LLC	2066866	1		1	1812	FGPM LLC	5105501	1	1	2
885	Monfinance LLC	2652056	1		1	1813	FHL LLC	5085152		5	5
886	Monfruct LLC	2678586	1		1	1814	FMA LLC	5102243		2	2
887	Monceo LLC	2772787	1		1	1815	FMI LLC	5209552		8	8
888	Monels LLC	2044838	1		1	1816	FMGSHINVON LLC	5403618		1	1
889	Morinluu LLC	5026962	1		1	1817	FFM LLC	5105897		1	1
890	Moroyalti LLC	5337267		1	1	1818	Ekh Ursiin Jargalan LLC	5403197		1	1
891	Moruchi LLC	5215781	1		1	1819	Ekhdelger Murun LLC	5268095	1		1
892	Moritkhantai LLC	2013698	1		1	1820	Ekhdelkhii Shintai LLC	5118832		1	1
893	Morit-expoloration LLC	5258219		2	2	1821	Ekhiiin setgel LLC	2604469	2		2
894	Mochi-Iron LLC	5391768		1	1	1822	Ekhlel-Urgats LLC	5115779		2	2
895	Mochistown LLC	5391105		1	1	1823	Eemde LLC	2658704		1	1
896	Moenko LLC	5141583	10	9	19	1824	Eermel LLC	2075768		1	1
897	Mungunguren LLC	5350182		1	1	1825	Y&B LLC	2572036	1		1
898	Mungunnavch LLC	5145422		1	1	1826	Ym Agaa LLC	5079527	1	1	2
899	Mungun Uul LLC	5232929		1	1	1827	United Minerals LLC	5150949		1	1
900	Munkh Altan Suvarga LLC	5329507		2	2	1828	Yunjun LLC	2829134		2	2
901	Munkhnyam Khairkhan LLC	2103869	1		1	1829	Universal copper LLC	2875578		7	7
902	Munkh bolor Khuree LLC	5384915	2		2	1830	Universal mineral exploration LLC	5485312		2	2
903	Munkhbolor Erdene LLC	5314593		3	3	1831	Universal Resources LLC	5468213		1	1
904	Munkhgoviin Erdene LLC	5321182	1		1	1832	Universal minerals LLC	2091984		1	1
905	Munkhgun od LLC	5238145		1	1	1833	YP mining LLC	5455995		1	1
906	Munkhlevra LLC	5101301		2	2	1834	YLTD LLC	5249791		1	1

Appendix M (b). List of exploitation of mining and exploration license holders, by 2012.01.02

No	Holders	Holders registration No	Operating License	Prospect License	Total	No	Holders	Holders registration No	Operating License	Prospect License	Total
907	Munkh Mining LLC	2808226	1	2	3	1835	YNFM LLC	5156408	1		1
908	Munkh Noyon Suvarga LLC	5314577	1		1	1836	Yu shen ming LLC	5382475	1	1	2
909	Munkhsayaan LLC	5153077		5	5	1837	Yalguun International LLC	2569477	1	1	2
910	Munkhterguun LLC	2817179		1	1	1838	Yalguusan LLC	2112663	2	1	3
911	Munkh khash LLC	2585871		1	1	1839	Yantari LLC	2025507	1		1
912	Must olon bulag LLC	2827514	1	11	12	1840	Yargaitiin Unaga LLC	2867575		1	1
913	MT Mining LLC	5197783		4	4		Total		1,200	2,576	3,776
914	MUUB LLC	5104459		3	3						
915	Mushgia Khudag Metals LLC	5098963		1	1						
916	MEAT LLC	2112183	1		1						
917	MEBE LLC	5148944		1	1						
918	MagicBridge LLC	5175933		2	2						
919	Magicstation LLC	5141893		4	4						
920	Magicteam LLC	2818493		1	1						
921	Main and Field Korea LLC	2839121	1		1						
922	Mainstructure LLC	5281946		1	1						
923	Menyashiyuu LLC	5239249		6	6						
924	Myangan Jiguur LLC	5150388		1	1						
925	NABD LLC	5082137	1	5	6						
926	Nagaaranz LLC	5106656		1	1						
927	Nagaaranzbaj LLC	5194407		1	1						
928	Nadmin LLC	5343542		1	1						

Appendix N. Survey for contracts concluded with local organizations

№	Companies	Contracts concluded with state and/local organizations	Contracts		Content of the contracts	Contracting officials		Contracts' evaluation
			Signing date	Termination date		Local organizations	Companies	
1	Avdar bayan LLC	Governor's Office of Zaamar soum, Tuv aimag	2011		The report for environment restoration and plan to be reported in each year according to Law of Mongolia on Minerals and to be implemented with high quality within the appropriate time.	Performance actuality list of 8 concluded contacts were provided.		No
2	Adil och LLC	Governor's Office of Dundgobi aimag	2011.05.27	2016.05.27	Enhance local economical capability and develop foreign relationship, create new working place and decrease poverty	Ulziibaljir.A, a head of development policy department of Governor's office, Dundgobi aimag	Mendbayar.G, a Vice-President of "Adil-Och" LLC "	No
3	Asia gold Mongolia LLC	Governor's Office of Khan bogd soum, Umnugobi aimag	2011.06.08		Contract for use of water and land	Enkhsaikhan D., a specialist, and Uuganbayar A, Nature Protectioner of Khanbogd soum, Umnugobi aimag	Tumurmagnai.D, a employee of "Asia gold Mongolia" LLC and Ariunjargal.Ts, a vice president	No
4	Altain khuder LLC	Governor's office of Tseel soum, Gobi-Altai district, and Governor's office of Bugat soum	2011.04.01, 2011.08.01	2011.08.31, 2011.11.15	Contract for use, contract for use of mineral resources of wide spread, contract for use of land	Batbileg.B, a preservationist of Tseel soum, Gobi-Altai aimag, Sainaa.B, a state preservationist and Buyannekheh.S, a expert of land affair	Samualson Paul, a mining master of "Altain khuder" LLC, Erkhembayr.Ch, a lawyer	No
5	Andiin temuulel LLC	Governor's Office of Bayankhongor aimag	2011.06.06	2011.12.01	Work within the frame work of Law of Mongolia on Environment, Minerals, Land, Land underground wealth law and other related laws and regulations	Khurelbaatar.J, a head of the development policy department of Governor's office	Luvansuren.S, a mining master of "Andiin Temuulel" LLC	No
6	Ankhai international LLC	Governor's Office of Bayanjargalan soum, Tuv aimag			Company operation to be performed within the frame work of Mongolian laws and standards	Batmunkh.D, a governor of Bayanjargalan soum, Tuv aimag	Li Jun Zun, a director of "Ankhai International" LLC	No
7	Altai khangai burd LLC	Governor's Office of Undurdelger soum, Khentii aimag	2011.01.10	2011.12.31	To own a land	Altantogos.T, a specialist of land affair of Umnudelger soum, Khentii aimag	Ganbold.D, a director	No
8	Bayan erch LLC	Governor's Office of Sukhbaatar aimag	2011.07.02	2012.07.02	Concentrate 50 million MNT in the local development fund for decreasing poverty,	Batsuuri.J a governor of Sukhbaatar aimag	Khuo Shi, a executive director of "Bayn-Erch" LLC	No

Appendix N. Survey for contracts concluded with local organizations

№	Companies	Contracts concluded with state and/local organizations	Contracts		Content of the contracts	Contracting officials		Contracts' evaluation
			Signing date	Termination date		Local organizations	Companies	
9	Datsan trade LLC	Governor's Office of Norovlin soum, Khentii aimag	2011.10.01		Contract for use of water and land	Nandinbaatar.B, a expert of complaining department of Norovlin soum, Khentii aimag	Tsenguun.B, a employee of "Datsan Treid" LLC	No
10	Cascade mining LLC	Governor's Office of Sukhbaatar soum, Sukhbaatar aimag	2011.09.14		To own a land	Dorjdulam.M, a specialist of land affair department of Sukhbaatar soum, Sukhbaatar aimag	Ji Von, a general director	No
				2016.09.14	Contract for use of water	Battulga.D, a state preservationist of Sukhbaatar soum, Sukhbaatar aimag	Ji Von, a general director	No
11	Mongolrusstsvetmet LLC	Governor's Office of Urgun soum, Dornogobi aimag	2011.01.28	2011.12.31	Enhance social and cultural conditions of soum's citizens by the company's support and financing	Purevkhuu.S, a governor	Erdenee.O, a general director	No
		Governor's Office of Naranbulag soum, Uvs aimag	2011.06.02	2011.12.31	Protect local and soum's environment	Zagdsambar.S, a governor	Erdenee.O, a general director	No
		Governor's Office of Bor-Undur soum, Khentii aimag	2011.04.21	2011.12.31	Decrease and prevent bad effects on environment, society, economy, and citizen's life style raised due to companies activities and enhance living standards of local citizens	Battulga B. a city mayor	Erdenee.O, a general director	No
		Governor's Office of Zaamar soum, Tuv aimag	2011.09.06	2011.12.31	Decrease and prevent bad effects on environment, society, economy, and citizen's life style raised due to companies activities and enhance living standards of local citizens	Bolormaa D., a governor	Erdenee.O, a general director	No
12	Mon dulaan trade LLC	Governor's Office of Zaamar soum, Tuv aimag	2010.08.10	2011.08.18	Decrease and prevent bad effects on environment, society, economy, and citizen's life style raised due to companies activities and enhance living standards of local citizens	Bolormaa.D, a governor, Odon-tuya.A, a state preservationist , Enkhjargal.B, Erdenetsog.S, representatives of public,	Lkhamsuren.Sh, a general director	No
13	Odod gold LLC	Governor's Office of Bom-bogor soum, Bayankhongor aimag	2011.07.15	2011.12.01	comply Mongolian laws, use seasonably natural resources ,execute restoration work and fulfil local administration's responsibility	Bolormaa.D, a governor	Orgilmaa.Z, a general director and Bayrbaatar.R, a geologist	No

Appendix N. Survey for contracts concluded with local organizations

№	Companies	Contracts concluded with state and/local organizations	Contracts		Content of the contracts	Contracting officials		Contracts' evaluation
			Signing date	Termination date		Local organizations	Companies	
		Governor's Office of Buut-sagaan soum, Bayankhongor aimag	2011.05.13	2011.07.15	Finance budget for amusement park	Dashtseren.Ts, a governor	Bayarbaatar.R, a geologist	No
14	Redhill Mongolia LLC	Governor's Office of Tushig soum, Selene aimag	2011.03.30	be extended in every year	To support soum's development and the soum will provide conditions to the companies activity	Uranchimeg.B a governor of Tushig soum, Selenge aimag	Doloojin.S, a administrative manager of "Redhil Mongolia" LLC	No
15	Terra-Energy LLC	Governor's Office of Noyod soum, Umnugobi aimag	2011.05.20	2012.05.20	the contract for use of land	Boldbaatar.Ts , a state preservationist on the behalf of Governor's office of Noyon sound	Greeted, a manager	No
		Governor's Office of Nobody sound, Umnugobi aimag	2011.05.18	2012.05.18	the contract for use of water	Boldbaatar.Ts , a state preservationist on the behalf of Governor's office of Noyon soum	Gerelt.D, a manager	No
		Governor's Office of Edenedalai soum, Dundgobi aimag	2011.05.01	2016.05.01	Exploration	A state preservationist	Tsogt.T, a director	No
		Governor's Office of Edenedalai soum, Dundgobi aimag	2011.08.15	2012.08.15	the contract for use of land	Enkhdelger, a state preservationist	Gerelt.D, a manager	No
		Governor's Office of Delgerkhantai soum, Dundgobi aimag	2011.04.01	be extended in every year	The company support soum's development and the soum provide conditions to the companies activity	Munkhjargal.S, a specialist of Governor's office	Gerelt.D, a manager	No
16	Sonor trade LLC	Governor's Office of Bayangol soum, Selenge aimag	2011.07.08	2011.12.31	the contract for use of water	Batzorig.B, a head of environment and tourism department	Damiranbazar.G, a director	No
		Governor's Office of Bayangol soum, Selenge aimag	2011.07.08	2011.12.32	the contract for use of land	Bayart.B, a state inspector of the land of Selenge aimag	Damidanbazar.G, a vice director in charge of mining activity	No
17	Khos Khas LLC	Governor's Office of Buregkhantai soum, Bulgan aimag	2011.06.16		the contract for owning a land to the legal body	Bat-Erdene.B, a land affair manager	Batjargal.Ts, a director	No

Appendix N. Survey for contracts concluded with local organizations

№	Companies	Contracts concluded with state and/local organizations	Contracts		Content of the contracts	Contracting officials		Contracts' evaluation
			Signing date	Termination date		Local organizations	Companies	
18	Khotgor LLC	Governor's Office of Bukhmurun soum, Uvs aimag	2011.01.31	2015.01.31	the contract for cooperation	Adilbish.D	Tursiin.K	No
19	Tsevdeg LLC	Governor's Office of Serge-len soum, Tuv aimag	2011.02.16		he contract for owning a land to the legal body	Uugantsetseg.B, a land affair manager	Tsogr-Erdene.J, a director	No
		Governor's Office of Serge-len soum, Tuv aimag	2011.07.09		the contract for use of water	Ganbayar, a preservationist of the soum	Tsogr-Erdene.J, a director	No
20	Chingisiin khar alt LLC	Governor's Office of Airag soum, Dornogobi aimag	2012.01.01		the contract for cooperation	Ganbaatar.G, a deputy of a governor	Naranchimeg	No
21	Shanlun LLC	Governor's Office of Choi-balsan soum, Dornod aimag	2011.08.01		the contract for use of water	Lkhagva.Ts	Min Lin.V	No

Appendix O. Assessment of covered Government organizations

№	Company name	Assessment			The reason of given inadequate mark
		Satisfactory	Average	Inadequate	
1	Ministry of Finance		√		
2	General Department of Taxation	√			
3	Customs General Administration		√		
4	Mineral Resource Authority		√		
5	Petroleum Authority of Mongolia	√			
6	Environmental Resources Department	√			
7	Labor and Social Welfare Agency			√	The reason of workforce, LSWA delay in providing initial report. There were not any respondents regarding it.
8	State General Office for Social Insurance	√			
9	State Professional Inspection Agency			√	was too sluggish in providing the information.
10	Nuclear Energy Agency		√		
11	State Property Committee	√			
	Total	5	4	2	

Appendix P. Assessment of covered local administrations

№	Company name	Assessment			The reason of given inadequate mark
		Satisfactory	Average	Inadequate	
1	Arkhangai	√			
2	Bayn-Ulgii			√	During the reconciliation, they have denied its initial report.
3	Bayn-Khongor		√		
4	Bulgan	√			
5	Govi Altai	√			
6	Govi Sumber	√			
7	Darkhan-Uul		√		
8	Dornogovi			√	Did not provide on time.
9	Dornod		√		
10	Dundgovi			√	Was too sluggish in providing the information.
11	Zavkhan			√	Did not provide on time.
12	Orkhon		√		
13	Uvurkhangai	√			
14	Umnugovi			√	Did not provide on time.
15	Sukhbaatar	√			
16	Selenge			√	Did not provide on time.
17	Tuv	√			
18	Uvs			√	Did not provide on time.
19	Khovd			√	Did not provide on time.
20	Khuvsgul		√		
21	Khentii	√			
	total	8	5	8	

Appendix Q. Assessment of covered companies

№	Company name	Assessment			The reason of given inadequate mark
		Satisfactory	Average	Inadequate	
1	Avdar bayan LLC		√		
2	Agm Mining LLC		√		
3	Adil Och LLC		√		
4	Aduunchuluun LLC	√			
5	Asia Gold Mongolia LLC	√			
6	Aivuun Tes LLC		√		
7	Altai Khangai burd LLC	√			
8	Altain Khuder LLC		√		
9	Altan Dornod Mongol LLC			√	The company delay in providing initial report also provided information was inadequate.
10	Alshaakhairkhan LLC	√			
11	Andiin Ilch LLC		√		
12	Andiin Temuulel LLC		√		
13	Ankhai International LLC		√		
14	AUM LLC		√		
15	Baganuur JSC		√		
16	Batu mining Mongolia LLC		√		
17	Bayjal Alt LLC		√		
18	Baylag ord LLC	√			
19	Bayn Airag Exploration LLC	√			
20	Bayn Erch LLC	√			
21	Bayntegsh impex LLC		√		
22	Bayanteeg LLC	√			
23	Belgravia mining LLC	√			
24	Big Mogul Coal and Energy LLC			√	The company delay in providing initial report. The information was provided by Ministry of Finance.
25	Bold Tumur Yruu Gol LLC			√	Not replied to official letter. Did not answer to our phone call.
26	Bold Fo Ar Da LLC		√		
27	Boroo Gold LLC	√			
28	Broad LLC			√	The company delay in providing initial report. The information was provided by Ministry of Finance.
29	Bud-Invest LLC		√		
30	Bulgan Gangat LLC	√			
31	Buman-Olz LLC			√	Did not answer to our phone call.
32	Bumbat Resources LLC	√			
33	Bumbat LLC			√	The company delay in providing initial report and the provided information was inadequate.
34	Buurgent LLC		√		
35	Berkh Resources LLC		√		
36	Berkh-Uul LLC	√			
37	Beren Group LLC		√		
38	Beren Mining LLC		√		
39	Western Prospector Mongolia LLC		√		

Appendix Q. Assessment of covered companies

№	Company name	Assessment			The reason of given inadequate mark
		Satisfactory	Average	Inadequate	
40	Gatsuurt LLC			√	Respondent account was on holiday and provided information was inadequate.
41	GBNB LLC			√	The company delay in providing initial report, and we have received reply from an account who works in UB.
42	Geomin LLC			√	The company has provided too sluggish in its initial report.
43	Gobi consolidated LLC		√		
44	Gobi Coal and Energy LLC		√		
45	Gobi Energy Partners LLC		√		
46	Gobi Exploration LLC		√		
47	Golden gobi mining LLC	√			
48	Golden Cross LLC	√			
49	Golden Sea Petroleum LLC		√		
50	Gunbileg gold LLC		√		
51	Gunbileg trade LLC		√		
52	Gurvan zam LLC			√	The company delay in providing initial report. Appendices are incomplete.
53	Gurvan tuhom LLC			√	The company delay in providing initial report. Appendices are incomplete.
54	Dadizi Yuan LLC		√		
55	Datsan Trade LLC	√			
56	Dong Shen Petroleum LLC		√		
57	Dorniin khuder LLC		√		
58	Dun-Erdene LLC		√		
59	Dun Yuan LLC		√		
60	Delger Orchlon LLC			√	Not provided in its initial report. Did not answer to our phone call.
61	Jump-Alt LLC		√		
62	JKMK LLC		√		
63	GEM international LLC			√	The company holds license, however they informed by writing that did not hold any license and will not presence to EITI reconciliation report. During the reconciliation, MRA confirmed that the company has license. Therefore, we have required to the company many times and finally they have disclosed actual amount and related details.
64	GLDV LLC	√			
65	G and U Gold LLC		√		
66	GSB mining LLC		√		
67	Jinghua Ord LLC			√	Not provided in its initial report. Did not answer to our phone call.
68	Jotoin bajuuna LLC	√			
69	Zanadumetals mongolia LLC		√		
70	Zaraya holdings LLC	√			
71	ZBAA LLC		√		
72	Zon Xen U Tian LLC		√		

Appendix Q. Assessment of covered companies

№	Company name	Assessment			The reason of given inadequate mark
		Satisfactory	Average	Inadequate	
73	Zhu Yu E LLC			√	The company delay in providing initial report.
74	Zuunmod Uul LLC	√			
75	Ilt Gold LLC	√			
76	Ikh Mongol Mining LLC		√		
77	Ikh Khan Uul LLC			√	An accountant has declined our official letter and explained that no time for that. We have received initial letter through the Ministry of Finance
78	Kazmon contact LLC		√		
79	Camex LLC		√		
80	Cupcorp Mongolia LLC		√		
81	Cascade mining LLC	√			
82	Coge gogi LLC	√			
83	Commod LLC		√		
84	QGX Mongol LLC		√		
85	KVP LLC		√		
86	Lon Shenda LLC		√		
87	Lut chuluu LLC		√		
88	MCS Petro Mongolia LLC		√		
89	Magnai trade LLC		√		
90	Marco Polo LLC		√		
91	MGMK LLC		√		
92	MEC LLC	√			
93	Mon Enco LLC		√		
94	Mongoin Gol LLC		√		
95	Mon Ajnai LLC		√		
96	Mondulaan trade LLC		√		
97	Mon laa	√			
98	Mon Polimet LLC		√		
99	Mongol Alt Mak LLC		√		
100	Mongol Altai Resources LLC			√	The company has declined to presence in EITI reconciliation report.
101	Mongol Gazar LLC		√		
102	Mongol metal mining LLC			√	The company delay in providing initial report and explained that not received official letter from us. An accountant has not answered to our call.
103	Mongol Uranium Resource LLC	√			
104	Mongol Tsamkhag LLC		√		
105	Mongol-Alt LLC		√		
106	Monbolgargeo LLC		√		
107	Mongoljuanli LLC	√			
108	Mongolrustsevetmet LLC	√			
109	Mongol Rud prom LLC		√		
110	Mongol Czech Metal LLC		√		
111	Munkh noyn suvarga LLC	√			
112	Northwind LLC		√		
113	Ododgold LLC	√			

Appendix Q. Assessment of covered companies

№	Company name	Assessment			The reason of given inadequate mark
		Satisfactory	Average	Inadequate	
114	Olova LLC	√			
115	Olon Ovoot Gold LLC			√	The company delay in providing initial report, reason of an accountant on holiday.
116	ONTRE LLC		√		
117	Orchlon Ord LLC	√			
118	Ochir Undraa LLC	√			
119	Oyu Tolgoi LLC		√		
120	Oyut Ulaan LLC	√			
121	Urmon Uul LLC		√		
122	OGCHL LLC	√			
123	Peninsula mining LLC		√		
124	Petro Matad LLC		√		
125	Petrocoal LLC	√			
126	Petrochina Dachin Tamsag LLC		√		
127	Peabody winsway resources LLC		√		
128	Redhill Mongolia LLC	√			
129	Remet LLC		√		
130	Samtan Mores LLC		√		
131	Sansariin Geology Khaiguul LLC	√			
132	Southgobi Sands LLC	√			
133	Centerragold Mongolia LLC	√			
134	COAL LLC			√	The company has declined to presence in EITI reconciliation report.
135	CCEM LLC	√			
136	CCM LLC			√	The company delay in providing initial report, reason of an accountant on holiday and provided information was inadequate.
137	CMKI LLC	√			
138	Sinchi Oil LLC		√		
139	Sod gazar LLC		√		
140	Sonor trade LLC	√			
141	Taats Murun LLC		√		
142	Tavantolgoi LLC			√	The company delay in providing initial report and provided information was inadequate.
143	Tai Sheng Development LLC	√			
144	Terra Energy LLC		√		
145	Tethys Mining LLC	√			
146	TBE LLC		√		
147	Tienjinsanjo LLC		√		
148	Tugrog nuuriin energy LLC		√		
149	Trego Mountain International LLC		√		
150	Ten Hun LLC	√			
151	Tengre Terra Resources LLC		√		
152	Ulz gol LLC	√			
153	Uurt gold LLC		√		

Appendix Q. Assessment of covered companies

№	Company name	Assessment			The reason of given inadequate mark
		Satisfactory	Average	Inadequate	
154	Khangad Exploration LLC		√		
155	Khan Shijir LLC			√	The company's information was inadequate.
156	Khar tarvagatai JSC	√			
157	Hera Investment LLC		√		
158	Khos Khas LLC	√			
159	Khotgor LLC		√		
160	Khotgor shanaga LLC			√	The company informed by writing that could not provide appendix 1 and 2.
161	KHOTU LLC		√		
162	Khuadi khuonez LLC		√		
163	Khuden LLC		√		
164	Khunan jinlen LLC		√		
165	Khurai LLC		√		
166	Khurgatai khairkhan LLC			√	The company was too sluggish in its initial report.
167	Khuree Del LLC		√		
168	Khuslemj LLC		√		
169	Kherlen energo LLC		√		
170	Tsairt Mineral LLC		√		
171	Tsevdeg LLC		√		
172	Chingisiin Khar Alt LLC	√			
173	Chinkhua Mak Nariin Sukhait LLC	√			
174	Shanlun LLC		√		
175	Shar Narst LLC		√		
176	Shariin Gol JSC		√		
177	Shivee Ovoo JSC		√		
178	Shijir Alt LLC		√		
179	Shin Shin LLC		√		
180	Shine Ellion Nen Yuan LLC		√		
181	Shine shivee LLC	√			
182	Shamen LLC		√		
183	Egbaley LLC		√		
184	APEXPRO LLC		√		
185	MRCMGL LLC			√	The company has declined our letter initially. They have pretended that there is no meaning report to EITI and we have no time for that. During the reconciliation, the company has disclosed actual amount and related details.
186	MPHCL LLC		√		
187	MCTT LLC		√		
188	Emeelt mines LLC	√			
189	NPI LLC		√		
190	Energy Resource LLC		√		
191	Erven Khuder LLC		√		

Appendix Q. Assessment of covered companies

№	Company name	Assessment			The reason of given inadequate mark
		Satisfactory	Average	Inadequate	
192	Erdene Jas LLC			√	They have pretended that cannot provide it again. We needed to contact many times. During the reconciliation, the company provided just 2 appendixes.
193	Erdenes MGL LLC		√		
194	Erdenes Tavan tolgoi JSC			√	Not provided on time.
195	Erdenet Mining Corporation		√		
196	Erdes Holding LLC		√		
197	Erel LLC		√		
198	SBF LLC	√			
199	FMI LLC		√		
200	Eermel LLC		√		
	Total	54	118	28	

Appendix R. Summary of donation and support provided by companies to Government organizations

Company name	Date	Name of organization received donation and supporting	Comments	Amount (MNT'000)	Aimag
AGM mining LLC	2011.07.19	Gurvantes	Donation to Goyot bag	24,770.2	Umnugovi
AGM mining LLC	2011.09.02	Gurvantes	Donation to Goyot bag	12,470.0	Umnugovi
AGM mining LLC	2011.09.10	Gurvantes	Donation to Goyot bag	12,470.0	Umnugovi
AGM mining LLC's sum				49,710.2	
Aduunchuluun JSC	2011.01.17	Aimag	Donation to №2 Secondary School of Railroad for make computer desks and chairs /advance/	1,050.0	Dornod
Aduunchuluun JSC	2011.03.10	Aimag	Donation to №2 Secondary School of Railroad for make computer desks and chairs	1,050.0	Dornod
Aduunchuluun JSC	2011.03.24	Aimag	Donation to Secondary School of Khan-Uul /e-programme, e-olympic reward/	100.0	Dornod
Aduunchuluun JSC	2011.05.23	Aimag	Donation to World Championship /cos of contests/	1,500.0	Dornod
Aduunchuluun JSC	2011.07.19	Aimag	Donation for 80th Anniversary of Court	1,000.0	Dornod
Aduunchuluun JSC	2011.07.19	Aimag	Donation to 8th bag	500.0	Dornod
Aduunchuluun JSC	2011.08.31	Aimag	Donation for 80th Anniversary	11,597.5	Dornod
Aduunchuluun JSC	2011.09.02	Aimag	Donation to 65th Anniversary of Investigation Department	300.0	Dornod
Aduunchuluun JSC	2011.11.15	Aimag	Donation to Healthcentre to raw materials fee	948.7	Dornod
Aduunchuluun JSC's sum				18,046.2	
Asia Gold Mongolia LLC	2011	Noyon	Donation to school	7,500.0	Umnugovi
Asia Gold Mongolia LLC's sum				7,500.0	
Aivuun tes LLC	2011.07.07	Batshireet	Donation to celebration of Naadam	2,000.0	Khentii
Aivuun tes LLC	2011.09.30	Batshireet	Donation for Elder's Holiday	700.0	Khentii
Aivuun tes LLC's sum				2,700.0	
Altain Khuder LLC	2011.06.06	Tseel	Donation to offering Buren Khaikhan mountain	3,000.0	Govi-Altai
Altain Khuder LLC	2011.06.21	Tugrug	Donation to Khurenbag	4,848.0	Govi-Altai
Altain Khuder LLC	2011.06.28	Tseel	Donation of Ultrasound Scan to hospital of soum	3,500.0	Govi-Altai
Altain Khuder LLC	2011.08.03	Tseel	Donation to Governor Administration to purchase a vehicle	18,780.0	Govi-Altai
Altain Khuder LLC	2011.08.19	Bugat	Donation for Argal project	900.0	Govi-Altai
Altain Khuder LLC	2011.08.30	Altai	Donation to Custom Office of Burgastai	15,500.0	Govi-Altai
Altain Khuder LLC	2010.10.26	Aimag	Donation to CSR to 10 people's travel fee	10,000.0	Govi-Altai
Altain Khuder LLC	2011.12.22	Tseel	Donation to Governor Administration/to landscaping/	22,547.7	Govi-Altai
Altain Khuder LLC	2011.12.22	Tseel	Donation to kindergarten to purchase new equipments	814.8	Govi-Altai
Altain Khuder LLC	2011.12.23	Tseel	Donation to cleaning well	3,500.0	Govi-Altai
Altain Khuder LLC	2011.12.30	Altai	Donation to School /purchase items of computer/	3,283.8	Govi-Altai
Altain Khuder LLC's sum				86,674.3	
Alishaakhairkhan LLC	2011.10.03	Noyon	Donation	5,000.0	Umnugovi
Alishaakhairkhan LLC	2011.10.06	Bayandalai	Donation	5,000.0	Umnugovi
Alishaakhairkhan LLC	2011.10.10	Khurmen	Donation	5,000.0	Umnugovi
Alishaakhairkhan LLC's sum				15,000.0	
Andiin Elch LLC	2011	Aimag	Donation to Development Foundation	200,000.0	Sukhbaatar
Andiin Elch LLC	2011	Erdentsagaan	Donation /Non-monetary/	1,512.0	Sukhbaatar

Company name	Date	Name of organization received donation and supporting	Comments	Amount (MNT'000)	Aimag
Andiin Elch LLC's sum				201,512.0	
Andiin temuulel LLC	2011.07.05	Aimag	Donation to Governor Administration	10,000.0	Bayankhongor
Andiin temuulel LLC's sum				10,000.0	
Ankhai-International LLC	2011.06.02	Aimag	Donation to young herd's conference	14,000.0	Tuv
Ankhai-International LLC	2011.03.14	Bayanjargalan	According the cooperation contract	500.0	Tuv
Ankhai-International LLC	2011.04.26	Bayanjargalan	According the cooperation contract	2,950.5	Tuv
Ankhai-International LLC	2011.06.23	Bayanjargalan	According the cooperation contract	1,000.0	Tuv
Ankhai-International LLC	2011.06.24	Bayanjargalan	According the cooperation contract	1,000.0	Tuv
Ankhai-International LLC	2011.06.29	Bayanjargalan	According the cooperation contract	5,850.0	Tuv
Ankhai-International LLC	2011.07.05	Bayanjargalan	According the cooperation contract	5,000.0	Tuv
Ankhai-International LLC	2011.08.10	Bayanjargalan	According the cooperation contract	1,000.0	Tuv
Ankhai-International LLC	2011.08.19	Bayanjargalan	According the cooperation contract	3,500.0	Tuv
Ankhai-International LLC	2011.09.30	Bayanjargalan	According the cooperation contract	2,000.0	Tuv
Ankhai-International LLC	2011.12.07	Bayanjargalan	According the cooperation contract	1,000.0	Tuv
Ankhai-International LLC	2011.05.31	Bayanjargalan	Non-monetary donation to Governor Administration/Diesel fuel/	34.2	Tuv
Ankhai-International LLC	2011.06.30	Bayanjargalan	Non-monetary donation to Governor Administration/Diesel fuel/	509.8	Tuv
Ankhai-International LLC	2011.06.24	Bayanjargalan	Non-monetary donation to Governor Administration/Yard/	6,670.8	Tuv
Ankhai-International LLC	2011.06.30	Bayanjargalan	Non-monetary donation to Governor Administration/Diesel fuel/	509.8	Tuv
Ankhai-International LLC	2011.07.31	Bayanjargalan	Non-monetary donation to Governor Administration/Diesel fuel/	738.8	Tuv
Ankhai-International LLC	2011.08.31	Bayanjargalan	Non-monetary donation to Governor Administration/Diesel fuel/	432.5	Tuv
Ankhai-International LLC	2011.09.30	Bayanjargalan	Non-monetary donation to Governor Administration/Diesel fuel/	132.4	Tuv
Ankhai-International LLC	2011.10.31	Bayanjargalan	Non-monetary donation to Governor Administration/Diesel fuel/	194.8	Tuv
Ankhai-International LLC	2011.12.31	Bayanjargalan	Non-monetary donation to Governor Administration/Diesel fuel/	94.0	Tuv
Ankhai-International LLC's sum				47,117.6	
AUM LLC	2011.06.10	Uyanga	Donation to Governor Administration	20,000.0	Uvurkhangai
AUM LLC	2011.06.20	Aimag	Donation to Governor Administration	20,000.0	Uvurkhangai
AUM LLC	2011.06.20	Uyanga	Donation	21,000.0	Uvurkhangai
AUM LLC	2011.06.22	Aimag	Donation to Court Department	2,000.0	Uvurkhangai
AUM LLC	2011.07.06	Uyanga	Donation to Governor Administration	20,000.0	Uvurkhangai
AUM LLC	2011.07.26	Uyanga	Donation to Governor Administration	10,000.0	Uvurkhangai
AUM LLC	2011.09.09	Aimag	Donation to Taxation Authority/to anniversary/	700.0	Uvurkhangai
AUM LLC	2011.09.12	Arvaikheer	Donation to Governor Administration /to anniversary/	300.0	Uvurkhangai
AUM LLC	2011.10.04	Uyanga	Donation to Governor Administration	25,000.0	Uvurkhangai
AUM LLC	2011.12.06	RTA	Donation to celebration of New Year	500.0	Ulaanbaatar
AUM LLC's sum				119,500.0	
Baganuur JSC	2011.11.01	Mongolian Academy of Sciences	Donation	1,000.0	Ulaanbaatar
Baganuur JSC's sum				1,000.0	
Bayajmal-Alt LLC	2011.07.28	Aimag	Donation	2,500.0	Bayankhongor
Bayajmal-Alt LLC	2011.07.28	Aimag	Donation	2,500.0	Bayankhongor
Bayajmal-Alt LLC	2011.12.23	Aimag	Donation	5,000.0	Bayankhongor
Bayajmal-Alt LLC's sum				10,000.0	
Bayalag Ord LLC	2011.04.29	Aimag	Donation to expedition of plant a tree	5,000.0	Bayankhongor
Bayalag Ord LLC's sum				5,000.0	
Bayantegsh Impex LLC	2011.03.06	Ikh khet	Donation to Governor Administration	500.0	Dornogovi
Bayantegsh Impex LLC	2011.06.17	Ikh khet	Donation to Governor Administration	1,000.0	Dornogovi

Company name	Date	Name of organization received donation and supporting	Comments	Amount (MNT'000)	Aimag
Bayantegsh Impex LLC	2011.06.09	Ikh khet	Donation to Governor Administration	120.0	Dornogovi
Bayantegsh Impex LLC	2011.09.15	Darkhan	Donation to Governor Administration	800.0	Khentii
Bayantegsh Impex LLC's sum				2,420.0	
Bayanteeg LLC	2011.03.29	Aimag	Donation to Governor Administration	5,000.0	Uvurkhangai
Bayanteeg LLC	2011.01.06	Aimag	Donation to Olympic, aquatic centre	2,000.0	Uvurkhangai
Bayanteeg LLC	2011.06.30	Aimag	Donation to Investigation Department of Police	950.0	Uvurkhangai
Bayanteeg LLC	2011.07.28	Aimag	Donation to Penitentiary-256	500.0	Uvurkhangai
Bayanteeg LLC	2011.07.09	Nariinteel	Donation to Governor Administration	1,000.0	Uvurkhangai
Bayanteeg LLC	2011.06.30	Aimag	to Court Department	1,000.0	Uvurkhangai
Bayanteeg LLC's sum				10,450.0	
Bayan-Erch LLC	2011.07.26	Erdentsagaan	Donation to Squad of soldiers-0146 for 70 th Anniversary	4,500.0	Sukhbaatar
Bayan-Erch LLC	2011.12.07	Erdentsagaan	According the cooperation contract /study fee/	4,500.0	Sukhbaatar
Bayan-Erch LLC	2011	Aimag	According the cooperation contract	50,000.0	Sukhbaatar
Bayan-Erch LLC	2011.04.06	Erdentsagaan	According the cooperation contract	3,500.0	Sukhbaatar
Bayan-Erch LLC	2011.09.23	Erdentsagaan	According the cooperation contract	24,500.0	Sukhbaatar
Bayan-Erch LLC	2011.12.21	Erdentsagaan	According the cooperation contract	10,500.0	Sukhbaatar
Bayan-Erch LLC's sum				97,500.0	
Big Mogul Coal and Energy LLC	2011.05.24	Aimag	Donation to Governor Administration	1,000.0	Dundgovi
Big Mogul Coal and Energy LLC	2011.06.09	Aimag	Donation to Governor Administration	2,000.0	Dundgovi
Big Mogul Coal and Energy LLC	2011.06.09	Aimag	Donation to Governor Administration	1,000.0	Dundgovi
Big Mogul Coal and Energy LLC's sum				4,000.0	
Bold Tumor Yuruu Gol LLC	2011.01.21	Aimag	According the cooperation contract	100,000.0	Selenge
Bold Tumor Yuruu Gol LLC	2011.04.07	Aimag	Donation for 80th Anniversary	50,000.0	Selenge
Bold Tumor Yuruu Gol LLC	2011.04.12	Aimag	Donation for 80th Anniversary	50,000.0	Selenge
Bold Tumor Yuruu Gol LLC	2011.06.08	Aimag	Donation for 80th Anniversary	50,000.0	Selenge
Bold Tumor Yuruu Gol LLC	2011.08.17	Shaamar	According the cooperation contract	5,000.0	Selenge
Bold Tumor Yuruu Gol LLC	2011.11.10	Javkhlant	According the cooperation contract	10,000.0	Selenge
Bold Tumor Yuruu Gol LLC	2011.10.05	Shaamar	According the cooperation contract	2,100.0	Selenge
Bold Tumor Yuruu Gol LLC	2011.01.20	Shaamar	According the cooperation contract	4,140.0	Selenge
Bold Tumor Yuruu Gol LLC	2011.05.16	Yeruu	According the cooperation contract	50,000.0	Selenge
Bold Tumor Yuruu Gol LLC	2011.07.23	Yeruu	According the cooperation contract	50,000.0	Selenge
Bold Tumor Yuruu Gol LLC	2011.11.18	Yeruu	According the cooperation contract	50,000.0	Selenge
Bold Tumor Yuruu Gol LLC	2011.06.08	Yeruu	According the cooperation contract	50,000.0	Selenge
Bold Tumor Yuruu Gol LLC	2011.09.16	Yeruu	According the cooperation contract	50,000.0	Selenge
Bold Tumor Yuruu Gol LLC	2011.04.08	Shaamar	According the cooperation contract	15,000.0	Selenge
Bold Tumor Yuruu Gol LLC	2011.04.08	Shaamar	Donation to repair a road of 6km	50,000.0	Selenge
Bold Tumor Yuruu Gol LLC	2011.03.16	Shaamar	According the cooperation contract	100,000.0	Selenge
Bold Tumor Yuruu Gol LLC	2011.07.19	Shaamar	According the cooperation contract	100,000.0	Selenge
Bold Tumor Yuruu Gol LLC	2011.06.21	Shaamar	According the cooperation contract	50,000.0	Selenge
Bold Tumor Yuruu Gol LLC	2011.07.27	Shaamar	Donation to construction of Hospital	50,000.0	Selenge
Bold Tumor Yuruu Gol LLC	2011.11.01	Shaamar	Donation to construction of Hospital	30,000.0	Selenge
Bold Tumor Yuruu Gol LLC	2011.06.09	Shaamar	Donation to construction of Hospital	100,000.0	Selenge
Bold Tumor Yuruu Gol LLC	2011.09.16	Shaamar	Donation to construction of Hospital	50,000.0	Selenge
Bold Tumor Yuruu Gol LLC	2011.05.12	Shaamar	According the cooperation contract	100,000.0	Selenge
Bold Tumor Yuruu Gol LLC	2011.06.14	Shaamar	Cement to repair a road of 6 km	50,000.0	Selenge
Bold Tumor Yuruu Gol LLC	2011.09.10	Shaamar	6 wagon cement	50,000.0	Selenge
Bold Tumor Yuruu Gol LLC's sum				1,266,240.0	
Bold Fo Ar Da LLC	2011.10.19	Khurmen	Donation to enclosing the yard of Police Office	1,000.0	Umnugovi

Company name	Date	Name of organization received donation and supporting	Comments	Amount (MNT'000)	Aimag
Bold Fo Ar Da LLC's sum				1,000.0	
Boroo Gold LLC	2011.06.16	MMRE	Donation for 60th anniversary of a salvage group of Mineral Industry	9,380.0	Ulaanbaatar
Boroo Gold LLC	2011.08.19	Aimag	Donation to Health Centre	5,000.0	Selenge
Boroo Gold LLC	2011.07.08	Aimag	Aimag development fund	37,327.5	Selenge
Boroo Gold LLC	2011.07.08	Aimag	Aimag development fund	31,141.0	Selenge
Boroo Gold LLC	2011.07.08	Aimag	Aimag development fund	55,991.2	Selenge
Boroo Gold LLC	2011.06.26	№1 maternity house	Sponsorship of construction	1,963,000.0	Ulaanbaatar
Boroo Gold LLC	2011.06.26	№1 maternity house	Sponsorship of construction	37,000.0	Ulaanbaatar
Boroo Gold LLC	2011.09.20	№1 maternity house	Sponsorship of construction	1,200,000.0	Ulaanbaatar
Boroo Gold LLC	2011.09.20	№1 maternity house	Donation for staffs salary of construction and projects	91,609.0	Ulaanbaatar
Boroo Gold LLC	2011.05.10	Mandal	Donation to school of Tunkhel village	2,960.0	Selenge
Boroo Gold LLC	2011.06.28	Mandal	Donation to Governor Administration of Tunkhel	1,000.0	Selenge
Boroo Gold LLC	2011.06.27	Mandal	Donation to State fund	5,000.0	Selenge
Boroo Gold LLC	2011.06.16	Bayangol	Donation to Governor Administration	10,000.0	Selenge
Boroo Gold LLC	2011.06.07	Mandal	Donation to Governor Administration	18,805.3	Selenge
Boroo Gold LLC	2011.08.23	Mandal	Donation to Governor Administration of Tunkhel	2,000.0	Selenge
Boroo Gold LLC	2011.10.26	Tsagaan-Ovoo	Soum's development fund	5,000.0	Dornod
Boroo Gold LLC	2011.01.18	Mandal	Donation to Governor Administration of Tunkhel	1,385.0	Selenge
Boroo Gold LLC	2011.07.10	Mandal	Donation to Governor Administration of Tunkhel	10,000.0	Selenge
Boroo Gold LLC	2011.05.06	Mandal	Donation to Governor Administration of Tunkhel	3,750.0	Selenge
Boroo Gold LLC	2011.06.14	Mandal	Soum's development fund	156,703.7	Selenge
Boroo Gold LLC	2011.08.25	Mandal	Soum's development fund	120,000.0	Selenge
Boroo Gold LLC	2011.10.05	Mandal	Donation secondary school №1	9,053.5	Selenge
Boroo Gold LLC	2011.06.08	Mandal	Donation to State fund	2,000.0	Selenge
Boroo Gold LLC	2011.07.08	Bayangol	Donation to Governor Administration	124,425.0	Selenge
Boroo Gold LLC	2011.11.24	Mandal	Soum's development fund	32,801.6	Selenge
Boroo Gold LLC	2011.11.10	Bayangol	Donation to Governor Administration	129,366.1	Selenge
Boroo Gold LLC	2011.08.10	Uul bayan	Donation to build up a bathhouse	18,200.0	Sukhbaatar
Boroo Gold LLC	2011.09.30	Uul bayan	Donation to build up a bathhouse	6,441.1	Sukhbaatar
Boroo Gold LLC	2011.11.03	Uul bayan	Donation to build up a bathhouse	1,358.9	Sukhbaatar
Boroo Gold LLC's sum				4,090,698.9	
Bud-Invest LLC	2011.09.05	Zaamar	Donation to Governor Administration	1,100.0	Tuv
Bud-Invest LLC	2011.10.11	Zaamar	Donation to Governor Administration	2,500.0	Tuv
Bud-Invest LLC	2011.11.03	Zaamar	Donation to Governor Administration	2,000.0	Tuv
Bud-Invest LLC's sum				5,600.0	
Bulgan gangat LLC	2011.11.23	Zaamar	According the cooperation contract	5,000.0	Tuv
Bulgan gangat LLC	2011.10.06	Zaamar	Donation to the Governor Administration /student's study fee/	1,000.0	Tuv
Bulgan gangat LLC's sum				6,000.0	
Buman-Olz LLC	2011.07.28	Aimag	Donation to Governor Administration	50,000.0	Dornod
Buman-Olz LLC's sum				50,000.0	
Buurgent LLC	2011.07.20	Bayangol	Donation to celebrate anniversary of soum	15,000.0	Selenge
Buurgent LLC's sum				15,000.0	
Berkh Resources LLC	2011.04.12	Urgun	Donation to develop soum	1,500.0	Dornogovi
Berkh Resources LLC's sum				1,500.0	
Berkh-Uul LLC	2011.07.15	Norovlin	Donation to the Governor Administration	500.0	Khentii
Berkh-Uul LLC	2011.06.27	Batnorov	Donation to the Governor Administration /Berkh village/	1,100.0	Khentii
Berkh-Uul LLC	2011.06.27	Murun	Donation to the Governor Administration	1,000.0	Khentii

Company name	Date	Name of organization received donation and supporting	Comments	Amount (MNT'000)	Aimag
Berkh-Uul LLC	2011.08.30	Batnorov	Donation to the Governor Administration	5,000.0	Khentii
Berkh-Uul LLC's sum				7,600.0	
Beren Mining LLC	2011.02.28	Tuvshruulekh	Donation to the Governor Administration to 70th Anniversary	50,000.0	Arkhangai
Beren Mining LLC's sum				50,000.0	
Western Prospector Mongolia LLC	2011.11.25	FCAA	Donation	2,000.0	Ulaanbaatar
Western Prospector Mongolia LLC's sum				2,000.0	
Gatsuurt LLC	2011.01.28	Aimag	Donation to Governor Administration	15,000.0	Uvurkhangai
Gatsuurt LLC	2011.02.01	Bat-Ulzii	Donation to Governor Administration	3,597.5	Uvurkhangai
Gatsuurt LLC	2011.03.10	20 th khoroo, Bayangol district	Donation	1,000.0	Ulaanbaatar
Gatsuurt LLC	2011.04.21	Tunkhel sum	Donation to Governor Administration	2,500.0	Selenge
Gatsuurt LLC	2011.04.26	Aimag	Donation to Governor Administration	25,000.0	Selenge
Gatsuurt LLC	2011.05.11	Sukhbaatar district	Donation to Healthcare Society	1,000.0	Ulaanbaatar
Gatsuurt LLC	2011.05.23	Aimag	Donation to Governor Administration	10,000.0	Selenge
Gatsuurt LLC	2011.06.30	Shaamar	Donation to Governor Administration	1,000.0	Selenge
Gatsuurt LLC	2011.07.06	Aimag	Donation to Governor Administration	15,000.0	Selenge
Gatsuurt LLC	2011.08.31	Aimag	Donation to Inspector Authority	4,000.0	Uvurkhangai
Gatsuurt LLC	2011.09.29	Tsagaan nuur	Donation to Governor Administration	8,000.0	Selenge
Gatsuurt LLC	2011.10.14	Aimag	Donation to Governor Administration	20,000.0	Uvurkhangai
Gatsuurt LLC	2011.11.11	Tsagaan nuur	Donation /to kim/	2,452.0	Selenge
Gatsuurt LLC	2011.11.11	Tvshig	Donation to Governor Administration /elder's committee/	300.0	Selenge
Gatsuurt LLC	2011.11.22	Shaamar	Donation	1,000.0	Selenge
Gatsuurt LLC's sum				109,849.5	
GBNB LLC	2011.06.14	Aimag	Donation to Police Department	1,000.0	Bulgan
GBNB LLC	2011.06.17	Buregkhangai	Donation	3,000.0	Bulgan
GBNB LLC	2011.08.10	Buregkhangai	Donation	10,000.0	Bulgan
GBNB LLC's sum				14,000.0	
Geomon LLC	2011.01.06	Aimag	Donation to Environmental Protection Fund	200.0	Bayan-Ulgii
Geomon LLC	2011.01.12	Aimag	Donation to Environmental Protection Fund	100.0	Bayan-Ulgii
Geomon LLC	2011.10.05	Aimag	Donation to Inspector of Nature Environment	250.0	Bayan-Ulgii
Geomon LLC's sum				550.0	
Govi consolidated LLC	2011.09.20	Erdene	Donation to Governor Administration	500.0	Govi-Altai
Govi consolidated LLC's sum				500.0	
Gobi Coal and Energy LLC	2011.01.20	Aimag	Donation to Governor Administration	5,000.0	Bayankhongor
Gobi Coal and Energy LLC	2011.03.23	Aimag	Donation to Governor Administration	10,000.0	Bayankhongor
Gobi Coal and Energy LLC	2011.04.18	Aimag	Donation to Local Investment Fund	58,730.0	Bayankhongor
Gobi Coal and Energy LLC	2011.07.19	Aimag	Donation to 70 th Anniversary	15,000.0	Bayankhongor
Gobi Coal and Energy LLC	2011.10.10	Aimag	Donation to Uguuj Fund	5,000.0	Bayankhongor
Gobi Coal and Energy LLC	2011.03.14	BayanGovi	Donation	1,000.0	Bayankhongor
Gobi Coal and Energy LLC	2011.04.22	BayanGovi	Donation	1,000.0	Bayankhongor
Gobi Coal and Energy LLC	2011.01.03	Shinejinst	Donation	5,000.0	Bayankhongor
Gobi Coal and Energy LLC	2011.01.25	Shinejinst	Donation	500.0	Bayankhongor
Gobi Coal and Energy LLC	2011.03.23	Shinejinst	Donation to purchase computer	1,500.0	Bayankhongor
Gobi Coal and Energy LLC	2011.04.04	Shinejinst	Donation to Governor Administration		Bayankhongor
Gobi Coal and Energy LLC	2011.04.22	Shinejinst	Donation	3,825.0	Bayankhongor
Gobi Coal and Energy LLC	2011.06.30	Shinejinst	Donation	25,037.1	Bayankhongor

Company name	Date	Name of organization received donation and supporting	Comments	Amount (MNT'000)	Aimag
Gobi Coal and Energy LLC	2011.07.26	Shinejinst	Donation	1,130.0	Bayankhongor
Gobi Coal and Energy LLC	2011.07.26	Shinejinst	Donation		Bayankhongor
Gobi Coal and Energy LLC	2011.08.19	Shinejinst	Donation	1,000.0	Bayankhongor
Gobi Coal and Energy LLC	2011.10.18	Shinejinst	Donation	1,263.1	Bayankhongor
Gobi Coal and Energy LLC	2011.11.08	Shinejinst	Donation	3,000.0	Bayankhongor
Gobi Coal and Energy LLC	2011.11.08	Shinejinst	Donation	1,500.0	Bayankhongor
Gobi Coal and Energy LLC	2011.12.21	Shinejinst	Donation	251.0	Bayankhongor
Gobi Coal and Energy LLC	2011.12.21	Shinejinst	Donation to Governor Administrations to having a vehicles	4,800.0	Bayankhongor
Gobi Coal and Energy LLC	2011.11.07	Shinejinst	Yurta	10,227.3	Bayankhongor
Gobi Coal and Energy LLC	2011.12.13	Shinejinst	Donation to Cultural Centre to purchase instruments /Protec LLC/	5,059.9	Bayankhongor
Gobi Coal and Energy LLC	2011.06.23	Aimag	Donation to offering Sutai Khaikhan	5,000.0	Govi-Altai
Gobi Coal and Energy LLC	2011.01.03	Biger	Donation	2,000.0	Govi-Altai
Gobi Coal and Energy LLC	2011.02.16	Chandmani	Donation	10,000.0	Govi-Altai
Gobi Coal and Energy LLC	2011.07.04	Chandmani	Donation	8,000.0	Govi-Altai
Gobi Coal and Energy LLC	2011.08.04	Chandmani	Donation	10,000.0	Govi-Altai
Gobi Coal and Energy LLC	2011.12.14	Chandmani	Donation to celebration of 20th Anniversary	500.0	Govi-Altai
Gobi Coal and Energy LLC	2011.07.19	Tsogt	Donation to cleaning	1,500.0	Govi-Altai
Gobi Coal and Energy LLC	2011.07.22	Aimag	Donation to 70th Anniversary	3,000.0	Dundgovi
Gobi Coal and Energy LLC	2011.01.03	Erdenedalai	Donation /To computer/	722.7	Dundgovi
Gobi Coal and Energy LLC	2011.04.04	Erdenedalai	Donation to Governor Administration	2,000.0	Dundgovi
Gobi Coal and Energy LLC's sum				202,546.1	
Gobi Exploration LLC	2011	Tsagaan-Uul	Donation	30,000.0	Khuvsgul
Gobi Exploration LLC	2011	Aimag	Donation	20,000.0	Khuvsgul
Gobi Exploration LLC	2011	Sukhbaatar	Donation	500.0	Sukhbaatar
Gobi Exploration LLC's sum				50,500.0	
Gobi Energy Partners LLC	2011.05.20	PAM	Donation to 70th Anniversary	18,321.6	Ulaanbaatar
Gobi Energy Partners LLC's sum				18,321.6	
Golden Gobi Mining LLC	2011.08.11	Khurmen	Donation to Janjin bag	250.0	Umnugovi
Golden Gobi Mining LLC 's sum				250.0	
Golden Sea Petroleum LLC	2011.04.01	PAM	Donation	6,000.0	Ulaanbaatar
Golden Sea Petroleum LLC	2011.05.09	PAM	Donation	25,052.6	Ulaanbaatar
Golden Sea Petroleum LLC	2011.05.30	PAM	Donation	600.0	Ulaanbaatar
Golden Sea Petroleum LLC	2011.12.01	PAM	Donation	5,480.0	Ulaanbaatar
Golden Sea Petroleum LLC	2011.12.01	FIFTA	Donation	800.0	Ulaanbaatar
Golden Sea Petroleum LLC's sum				37,932.6	
Gurvantukhum LLC	2011.10.31	Sergelen	Donation to Governor Administration	100.0	Tuv
Gurvantukhum LLC	2011.04.04	Sergelen	Donation to kindergarten	1,500.0	Tuv

Company name	Date	Name of organization received donation and supporting	Comments	Amount (MNT'000)	Aimag
Gurvantukhum LLC	2011.08.24, 25	Sergelen	Donation to furnish boarding school	1,421.6	Tuv
Gurvantukhum LLC	2011.06.10	4 khoroo Bayanzurkh district	Donation	50.0	Ulaanbaatar
Gurvantukhum LLC	2011.10.12	4 khoroo Bayanzurkh district	Donation	143.0	Ulaanbaatar
Gurvantukhum LLC's sum				3,214.6	
Gunbileg Gold LLC	2011.06.09	Bornuur	According the cooperation contract	30,000.0	Tuv
Gunbileg Gold LLC's sum				30,000.0	
Dadizi yuan LLC	2011.05.23	Sharin gol	Donation to Governor Administration	3,000.0	Darkhan-Uul
Dadizi yuan LLC	2011.08.18	Sharin gol	Donation to Governor Administration	2,500.0	Darkhan-Uul
Dadizi yuan LLC	2011.10.24	Sharin gol	Donation to Governor Administration	2,500.0	Darkhan-Uul
Dadizi yuan LLC's sum				8,000.0	
Datsan Trade LLC	2011.07.19	Aimag	Donation to Ikh Khurd on 2011	5,000.0	Uvs
Datsan Trade LLC	2011.10.28	Aimag	Donation to Tax Authority	300.0	Uvs
Datsan Trade LLC	2011.01.28	Norovlin	According the cooperation contract	300.0	Khentii
Datsan Trade LLC	2011.07.01	Norovlin	According the cooperation contract	500.0	Khentii
Datsan Trade LLC	2011.07.09	Norovlin	According the cooperation contract	1,000.0	Khentii
Datsan Trade LLC	2011.09.07	Norovlin	According the cooperation contract	300.0	Khentii
Datsan Trade LLC	2011.09.26	Norovlin	According the cooperation contract	204.0	Khentii
Datsan Trade LLC	2011.09.27	Norovlin	According the cooperation contract	300.0	Khentii
Datsan Trade LLC	2011.09.28	Norovlin	According the cooperation contract	400.0	Khentii
Datsan Trade LLC	2011.09.29	Norovlin	According the cooperation contract	602.0	Khentii
Datsan Trade LLC	2011.10.07	Norovlin	According the cooperation contract	5,000.0	Khentii
Datsan Trade LLC	2011.10.07	Norovlin	According the cooperation contract	75.0	Khentii
Datsan Trade LLC	2011.07.22	Norovlin	According the cooperation contract	100.0	Khentii
Datsan Trade LLC	2011.05.25	Taryalan	According the cooperation contract	300.0	Uvs
Datsan Trade LLC	2011.05.25	Taryalan	According the cooperation contract	840.0	Uvs
Datsan Trade LLC	2011.05.31	Taryalan	According the cooperation contract	500.0	Uvs
Datsan Trade LLC	2011.06.03	Taryalan	According the cooperation contract	1,500.0	Uvs
Datsan Trade LLC	2011.06.14	Taryalan	According the cooperation contract	855.4	Uvs
Datsan Trade LLC	2011.06.14	Taryalan	According the cooperation contract	750.0	Uvs
Datsan Trade LLC	2011.06.15	Taryalan	According the cooperation contract	3,000.0	Uvs
Datsan Trade LLC	2011.06.15	Taryalan	According the cooperation contract	1,000.0	Uvs
Datsan Trade LLC	2011.06.22	Taryalan	According the cooperation contract	9.0	Uvs
Datsan Trade LLC	2011.07.04	Taryalan	According the cooperation contract	4,000.0	Uvs
Datsan Trade LLC	2011.07.07	Taryalan	According the cooperation contract	960.0	Uvs
Datsan Trade LLC	2011.07.20	Taryalan	According the cooperation contract	4,160.0	Uvs
Datsan Trade LLC	2011.08.03	Taryalan	According the cooperation contract	1,160.0	Uvs
Datsan Trade LLC	2011.08.30	Taryalan	According the cooperation contract	1,000.0	Uvs
Datsan Trade LLC	2011.09.06	Taryalan	According the cooperation contract	650.0	Uvs
Datsan Trade LLC	2011.09.20	Taryalan	According the cooperation contract	500.0	Uvs
Datsan Trade LLC	2011.09.28	Taryalan	According the cooperation contract	700.0	Uvs
Datsan Trade LLC	2011.04.15	Taryalan	According the cooperation contract	5,000.0	Uvs
Datsan Trade LLC's sum				40,965.4	
Dongsheng Petroleum LLC	2011.05.26	PAM	Donation	35,169.4	Ulaanbaatar
Dongsheng Petroleum LLC	2011.08.26	Zuunbayan	Donation to Tax Authority	2,000.0	Dornogovi
Dongsheng Petroleum LLC's sum				37,169.4	
Dun yuan LLC	2011.12.28	Nomgon	Donation	300.0	Umnugovi
Dun yuan LLC	2011.01.17	Nomgon	Donation to Governor Administration	400.0	Umnugovi
Dun yuan LLC	2011.05.19	20-r horoo, Bayangol	Donation	100.0	Ulaanbaatar

Company name	Date	Name of organization received donation and supporting	Comments	Amount (MNT'000)	Aimag
		district			
Dun yuan LLC	2011.09.01	General Police Department	Donation	1,000.0	Ulaanbaatar
Dun yuan LLC	2011.07.08	FIFTA	Donation	3,000.0	Ulaanbaatar
Dun yuan LLC	2011.09.21	MRA	Donation	6,000.0	Ulaanbaatar
Dun yuan LLC's sum				10,800.0	
Dun-Erdene LLC	2011.07.05	Bayandun	Bored deep well /well pipe/	5,250.0	Dornod
Dun-Erdene LLC	2011.07.06	Bayandun	Bored deep well /well pump/	250.0	Dornod
Dun-Erdene LLC	2011.07.28	Bayandun	Bored deep well /fuel cost/	2,270.0	Dornod
Dun-Erdene LLC	2011.09.12	Bayandun	advance of stupa	4,200.0	Dornod
Dun-Erdene LLC	2011.09.13	Bayandun	introduction board of 3 soums	5,410.0	Dornod
Dun-Erdene LLC	2011.09.30	Bayandun	remain payment of stupa	2,800.0	Dornod
Dun-Erdene LLC'sum				20,180.0	
Jump Alt LLC	2011.06.17	Aimag	Support to Uguuj Fund to training cost	750.0	Bayankhongor
Jump Alt LLC	2011.07.21	Aimag	According the cooperation contract	20,000.0	Bayankhongor
Jump Alt LLC	2011.03.31	Bayandun	According the cooperation contract	3,000.0	Dornod
Jump Alt LLC	2011.05.10	Bayandun	According the cooperation contract	3,000.0	Dornod
Jump Alt LLC	2011.08.08	Bayandun	According the cooperation contract	1,500.0	Dornod
Jump Alt LLC	2011.09.16	Bayandun	According the cooperation contract	4,500.0	Dornod
Jump Alt LLC's sum				32,750.0	
JKMK LLC	2011.05.02	Bayan	Donation to MNE fund	500.0	Tuv
JKMK LLC	2011.07.08	Orkhontuul	Donation to Governor Administration	3,200.0	Selenge
JKMK LLC	2011.08.20	Aimag	Donation to Environment Protection fund	200.0	Tuv
JKMK LLC's sum				3,900.0	
JLDB LLC	2011.06.10	Dalanjargalan	Donation for 80th Anniversary	5,000.0	Dornogovi
JLDB LLC's sum				5,000.0	
Jinghua-Ord LLC	2011.06.28	Bor-Undur	Donation to celebration of Naadam	5,000.0	Khentii
Jinghua-Ord LLC's sum				5,000.0	
Jotoin bajuuna LLC	2011.07.27	Zaamar	According the cooperation contract	1,500.0	Tuv
Jotoin bajuuna LLC	2011.10.26	Zaamar	Алтан Заамарсанд Donation	3,000.0	Tuv
Jotoin bajuuna LLC's sum				4,500.0	
Zaraya holding's LLC	2011.01.20	Urgun	Donation to Governor Administration /Monetary/	1,000.0	Dornogovi
Zaraya holding's LLC	2011.02.21	Erdene	Donation to Governor Administration /Monetary/	5,000.0	Dornogovi
Zaraya holding's LLC	2011.05.16	Ulaanbadrah	Donation to Governor Administration /Monetary/	2,500.0	Dornogovi
Zaraya holding's LLC	2011.08.15	Ulaanbadrah	Donation to Governor Administration /Monetary/	2,000.0	Dornogovi
Zaraya holding's LLC	2011.05.27	Ulaanbadrah	Donation to Governor Administration /Non-monetary/	150.0	Dornogovi
Zaraya holding's LLC	2011.04.22	Dashbalbar	Donation to Governor Administration /Monetary/	2,500.0	Dornod
Zaraya holding's LLC's sum				13,150.0	
Zon Hen Yu Tian LLC	2011.01.03	PAM	Donation /Monetary/	2,519.6	Ulaanbaatar
Zon Hen Yu Tian LLC	2011.05.09	FCAA	Donation /Non-monetary/	9,528.0	Ulaanbaatar
Zon Hen Yu Tian LLC	2011.05.23	PAM	Donation /Monetary/	10,000.0	Ulaanbaatar
Zon Hen Yu Tian LLC	2011.05.24	PAM	Donation /Monetary/	2,250.0	Ulaanbaatar
Zon Hen Yu Tian LLC	2011.07.05	PAM	Donation /Monetary/	100.0	Ulaanbaatar
Zon Hen Yu Tian LLC	2011.08.22	FIFTA	Donation /Monetary/	500.0	Ulaanbaatar
Zon Hen Yu Tian LLC	2011.12.15	PAM	Donation /Monetary/	5,000.0	Ulaanbaatar

Company name	Date	Name of organization received donation and supporting	Comments	Amount (MNT'000)	Aimag
Zon Hen Yu Tian LLC	2011.06.28	Khatanbulag	Donation to Governor Administration /Monetary/	200.0	Dornogovi
Zon Hen Yu Tian LLC's sum				30,097.6	
Zhu Yu E LLC	2011	Darkhan	Donation to 1st bag	2,500.0	Khentii
Zhu Yu E LLC	2011	Darkhan	Donation to celebration of Naadam	2,000.0	Khentii
Zhu Yu E LLC	2011	Darkhan	To bore a well	20,000.0	Khentii
Zhu Yu E LLC's sum				24,500.0	
Iltgold LLC	2011	Aimag	Donation to Theatre /Monetary/	200.0	Tuv
Iltgold LLC	2011	Zaamar	Donation to Governor Administration /Monetary/	10,000.0	Tuv
Iltgold LLC	2011	Zaamar	Donation to Governor Administration /Monetary/	1,500.0	Tuv
Iltgold LLC	2011	Zaamar	Donation to Police Department /Monetary/	500.0	Tuv
Iltgold LLC	2011	Zaamar	Donation to Police Department /Monetary/	2,000.0	Tuv
Iltgold LLC	2011	Zaamar	Donation to Governor Administration /Non-monetary/	700.0	Tuv
Iltgold LLC	2011	Zaamar	Donation to Governor Administration /Monetary/	2,000.0	Tuv
Iltgold LLC	2011	Bayan Chandmani	Donation to Governor Administration /Monetary/	2,000.0	Tuv
Iltgold LLC's sum				18,900.0	
Ikh Mongol Mining LLC	2011.06.03	Tsogtovoo	Donation	500.0	Dundgovi
Ikh Mongol Mining LLC	2011.06.03	Ulziit	Donation	500.0	Dundgovi
Ikh Mongol Mining LLC	2011.05.23	Mandal-Ovoo	Donation	3,000.0	Umnugovi
Ikh Mongol Mining LLC	2011.07.08	Mandal-Ovoo	Donation	1,000.0	Umnugovi
Ikh Mongol Mining LLC	2011.06.14	Aimag	Donation to State of Emergency	174.9	Umnugovi
Ikh Mongol Mining LLC	2011.12.14	Mandal-Ovoo	Donation	197.0	Umnugovi
Ikh Mongol Mining LLC's sum				5,371.9	
Cazmon Contact LLC	2011.05.30	Aimag	Donation to Governor Administration /Monetary/	10,000.0	Dornogovi
Cazmon Contact LLC	2011.06.14	Nogoonnur	Donation to Governor Administration /Non-monetary/	2,000.0	Bayan-Ulgii
Cazmon Contact LLC	2011.06.17	Orkhon tuul	Donation to Governor Administration to 80th Anniversary /Monetary/	2,000.0	Selenge
Cazmon Contact LLC	2011.06.17	Aimag	Donation to Governor Administration /Monetary/	10,000.0	Dornogovi
Cazmon Contact LLC	2011.05.23	Orkhon tuul	Donation to Governor Administration to 80th Anniversary /Monetary/	1,000.0	Selenge
Cazmon Contact LLC	2011.05.23	Aimag	Donation to Governor Administration /Monetary/	1,000.0	Dornogovi
Cazmon Contact LLC	2011.07.28	Bayankhutag	Donation to Governor Administration /Monetary/	1,000.0	Khentii
Cazmon Contact LLC	2011.08.18	Aimag	Donation to Governor Administration /Monetary/	1,000.0	Dornogovi
Cazmon Contact LLC	2011.08.25	Dalanjargalan	Donation to Governor Administration /Monetary/	1,000.0	Dornogovi
Cazmon Contact LLC	2011.09.21	Nogoonnur	Donation to Governor Administration /Monetary/	3,000.0	Bayan-Ulgii
Cazmon Contact LLC	2011	Aimag	Donation to Governor Administration /Monetary/	1,200.0	Bayan-Ulgii
Cazmon Contact LLC	2011.10.01	Dalanjargalan	Donation to Governor Administration /Non-monetary/	28,200.0	Dornogovi
Cazmon Contact LLC's sum				61,400.0	
Camex LLC	2011.05.09	Shaamar	Donation to 50th Anniversary	1,000.0	Selenge
Camex LLC's sum				1,000.0	
Cupcorp Mongolia LLC	2011.11.01	FCAA	Donation /Non-monetary/	2,525.0	Ulaanbaatar

Company name	Date	Name of organization received donation and supporting	Comments	Amount (MNT'000)	Aimag
Cupcorp Mongolia LLC's sum				2,525.0	
Cascade Mining LLC	2011.11.29	Sukhbaatar	Donation	8,000.0	Sukhbaatar
Cascade Mining LLC's sum				8,000.0	
Kojegobi LLC	2011.04.27	Zuunbayan	Donation to Cultural Centre/Non-monetary/	1,618.7	Dornogovi
Kojegobi LLC	2011.09.23	Erdentsagaan	Donation to Hospital/Non-monetary/	10,880.0	Sukhbaatar
Kojegobi LLC	2011.09.23	Ulaanbadrah	Donation to Hospital/Non-monetary/	6,900.0	Dornogovi
Kojegobi LLC	2011.08.22	Erdentsagaan	Donation to Hospital/Non-monetary/	3,174.9	Sukhbaatar
Kojegobi LLC	2011.11.30	Children Care Centre	Donation /Non-monetary/	1,408.0	Ulaanbaatar
Kojegobi LLC	2011.11.08	Children Care Centre	Donation /Non-monetary/	5,520.0	Ulaanbaatar
Kojegobi LLC	2011.11.30	Ulaanbadrah	Donation to school /Non-monetary/	1,648.0	Dornogovi
Kojegobi LLC	2011.11.18	Children Care Centre	Donation /Non-monetary/	2,015.0	Ulaanbaatar
Kojegobi LLC	2011.11.25	Ulaanbadrah	Donation to school /Non-monetary/	550.0	Dornogovi
Kojegobi LLC	2011.12.01	Ulaanbadrah	Donation to school /Non-monetary/	699.8	Dornogovi
Kojegobi LLC	2011.11.30	Ulaanbadrah	Donation to school /Non-monetary/	2,070.0	Dornogovi
Kojegobi LLC	2011.12.01	Ulaanbadrah	Donation to school /Non-monetary/	1,775.9	Dornogovi
Kojegobi LLC's sum				38,260.2	
Commod LLC	2011.06.18	Erdene	Donation to Governor Administration /Non-monetary/	6,637.6	Dornogovi
Commod LLC's sum				6,637.6	
QJX Mongol LLC	2011.09.08	FIFTA	Donation to 15th Anniversary/Monetary/	500.0	Ulaanbaatar
QJX Mongol LLC's sum				500.0	
Lutchuluu LLC	2011.06.03	Aimag	Donation to Tax Office to garden	5,000.0	Khentii
Lutchuluu LLC	2011.06.14	Aimag	Donation to Tax Office to garden	5,000.0	Khentii
Lutchuluu LLC	2011.06.16	Aimag	Donation to accomplishment of city	3,000.0	Khentii
Lutchuluu LLC	2011.06.21	Aimag	Donation to Tax Office to garden	5,000.0	Khentii
Lutchuluu LLC	2011.09.22	Aimag	Donation to Taxation Authority	400.0	Khentii
Lutchuluu LLC	2011.09.26	Aimag	Donation to FCAA	400.0	Khentii
Lutchuluu LLC	2011.10.25	Aimag	Donation to Tax Office to garden	543.8	Khentii
Lutchuluu LLC	2011.05.17	Bor-Undur	Donation to Bor-Undur project	8,000.0	Khentii
Lutchuluu LLC	2011.07.25	Bor-Undur	Donation to celebration of Naadam	6,000.0	Khentii
Lutchuluu LLC	2011.08.04	Bor-Undur	Donation to celebration of Naadam	4,000.0	Khentii
Lutchuluu LLC	2011.03.10	Darkhan	Donation to Environmental Protection Fund	400.0	Khentii
Lutchuluu LLC	2011.07.01	Darkhan	Donation	1,000.0	Khentii
Lutchuluu LLC	2011.10.27	Darkhan	Donation	2,000.0	Khentii
Lutchuluu LLC's sum				40,743.8	
MCS petro mongolia LLC	2011.05.24	PAM	Donation to 70th Anniversary	12,210.5	Ulaanbaatar
MCS petro mongolia LLC	2011.12.15	PAM	Donation to New Year	3,000.0	Ulaanbaatar
MCS petro mongolia LLC	2011.12.16	PAM	Donation /Khusliin Undaa 480 bottles/	244.8	Ulaanbaatar
MCS petro mongolia LLC	2011.12.17	PAM	Donation /Chingiss Vodka 0.75l, 60 bottles/	685.2	Ulaanbaatar
MCS petro mongolia LLC	2011.12.16	PAM	Donation /Tiger, Sendur beers 200 bottles/	223.7	Ulaanbaatar
MCS petro mongolia LLC's sum				16,364.2	
Magnai Trade LLC	2011	PAM	Donation /Monetary/	2,500.0	Ulaanbaatar
Magnai Trade LLC's sum				2,500.0	

Company name	Date	Name of organization received donation and supporting	Comments	Amount (MNT'000)	Aimag
Marco Polo LLC	2011	Biger	Donation to Governor Administration to illumination /Monetary/	25,000.0	Govi-Altai
Marco Polo LLC	2011	Biger	Donation to Governor Administration to heating /Monetary/	5,000.0	Govi-Altai
Marco Polo LLC	2011	Biger	Donation to Governor Administration celebration of Naadam /Monetary/	1,000.0	Govi-Altai
Marco Polo LLC's sum				31,000.0	
Mogoin gol LLC	2011.06.28	Tsetserleg	Donation to Governor Administration /Monetary/	1,000.0	Khuvsgul
Mogoin gol LLC	2011.06.03	Aimag	Donation to Governor Administration /Monetary/	300.0	Khuvsgul
Mogoin gol LLC	2011.12.28	Aimag	Donation to Governor Administration /Monetary/	200.0	Khuvsgul
Mogoin gol LLC's sum				1,500.0	
Mon polimet LLC	2011.03.24	Ministry of Toeign Affairs	Donation /Monetary/	10,000.0	Ulaanbaatar
Mon polimet LLC	2011	Zaamar	Donation to Governor Administration monetary	23,000.0	Tuv
Mon polimet LLC	2011	Zaamar	Donation to Governor Administration Monetary öyc	7,000.0	Tuv
Mon polimet LLC	2011	Buregkhangai	Donation to Governor Administration to the office /non-monetary/	271,600.0	Bulgan
Mon polimet LLC's sum				311,600.0	
Mon-Ajnai LLC	2011	Aimag	Donation to Governor Administration /Monetary/	3,000.0	Khuvsgul
Mon-Ajnai LLC	2011	Burentogtokh	Donation to Governor Administration /Monetary/	2,000.0	Khuvsgul
Mon-Ajnai LLC's sum				5,000.0	
Mongol Alt Mak LLC	2011.07.27	Aimag	Donation to Governor Administration /Monetary/	100,000.0	Dornod
Mongol Alt Mak LLC	2011.02.17	Sergelen	Donation to Governor Administration /Monetary/	250,000.0	Tuv
Mongol Alt Mak LLC	2011.05.17	Mandakh	Donation to Governor Administration /Monetary/	11,255.0	Dornogovi
Mongol Alt Mak LLC	2011.09.23	Bayanjargalan	Donation to Governor Administration /Monetary/	3,000.0	Dundgovi
Mongol Alt Mak LLC	2011.10.20	Dalanjargalan	Donation to kindergarten /non-monetary/	1,023,000.0	Dornogovi
Mongol Alt Mak LLC's sum				1,387,255.0	
Mongol Juanli LLC	2011	Tumentsogt	Non-monetary donation	6,614.4	Sukhbaatar
Mongol Juanli LLC's sum				6,614.4	
Mongol Metal Mining LLC	2011.12.23	Buregkhangai	Monetary donation	1,000.0	Bulgan
Mongol Metal Mining LLC	2011.11.04	"Bulgan AZZA" LC state property	To repair the roads	22,000.0	Bulgan
Mongol Metal Mining LLC's sum				23,000.0	
Mongol uranium resource LLC	2011.07.22	Aimag	Donation to Governor Administration to 80th Anniversary	5,000.0	Dornogovi
Mongol uranium resource LLC's sum				5,000.0	
Mongolbulgargeo LLC	2011	Aimag	Donation to Governor Administration /Monetary/	10,000.0	Bayankhongor
Mongolbulgargeo LLC	2011	Galut	Donation to Governor Administration /Non-monetary/	2,100.0	Bayankhongor
Mongolbulgargeo LLC's sum				12,100.0	
Mongolrustsvetmet LLC	2011.04.26	Aimag	Donation to Governor Administration	3,000.0	Dundgovi
Mongolrustsvetmet LLC	2011.06.16	Aimag	Donation to aimag's Development Fund	5,000.0	Dornogovi
Mongolrustsvetmet LLC	2011.05.30	Urgun	Donation to school	2,582.5	Dornogovi
Mongolrustsvetmet LLC	2011.04.25	Bayanjargalan	Donation to Governor Administration to the anniversary /monetary/	2,000.0	Dundgovi

Company name	Date	Name of organization received donation and supporting	Comments	Amount (MNT'000)	Aimag
Mongolrustsvetmet LLC	2011.06.14	Naranbulag	Donation to soum's Development Fund /monetary/	20,000.0	Uvs
Mongolrustsvetmet LLC	2011.07.07	Bor-Undur	Donation to Governor Administration to garden /Monetary/	25,474.0	Khentii
Mongolrustsvetmet LLC	2011.06.16	Airag	Donation to Governor Administration /Monetary/	1,500.0	Dornogovi
Mongolrustsvetmet LLC	2011.09.12	Zaamar	Donation to Altan Zaamar Fund/	17,366.0	Tuv
Mongolrustsvetmet LLC	2011.01.06	Airag	Donation to soum's Development Fund /monetary/	300.0	Dornogovi
Mongolrustsvetmet LLC	2011.08.03	Bor-Undur	Donation to Governor Administration soum's anniversary /Monetary/	4,000.0	Khentii
Mongolrustsvetmet LLC	2011.07.19	Airag	Donation to Governor Administration /Monetary/	500.0	Dornogovi
Mongolrustsvetmet LLC	2011.07.27	Darkhan	Donation to Governor Administration to celebration of Naadam /Monetary/	500.0	Khentii
Mongolrustsvetmet LLC's sum				82,222.5	
Mongolrudprom LLC	2011.09	Aimag	Donation to Governor Administration /Monetary/	500.0	Khentii
Mongolrudprom LLC	2011.12.21	Binder	Donation to Governor Administration /Monetary/	500.0	Khentii
Mongolrudprom LLC's sum				1,000.0	
Mondulaan Trade LLC	2011.06.29	Arkhus	Donation to Governor Administration celebration of Naadam /Monetary/	500.0	Tuv
Mondulaan Trade LLC	2011.08.19	Zaamar	Donation /Monetary/	4,000.0	Tuv
Mondulaan Trade LLC	2011.08.23	Zaamar	Donation /Monetary/	982.0	Tuv
Mondulaan Trade LLC	2011.08.23	Zaamar	Donation /Monetary/	886.0	Tuv
Mondulaan Trade LLC	2011.08.23	Zaamar	Donation /Monetary/	886.0	Tuv
Mondulaan Trade LLC	2011	Zaamar	Donation to Governor Administration /Non-monetary/	35,000.0	Tuv
Mondulaan Trade LLC's sum				42,254.0	
Mo En Ko LLC	2011.05.23	MMRE	Donation /Monetary/	2,000.0	Ulaanbaatar
Mo En Ko LLC	2011.09.01	MMRE	Donation /Monetary/	2,000.0	Ulaanbaatar
Mo En Ko LLC	2011.09.22	MRA	Donation /Monetary/	4,800.0	Ulaanbaatar
Mo En Ko LLC	2011.11.18	FCAA	Donation	5,860.8	Ulaanbaatar
Mo En Ko LLC	2011.03.20	Munhkhairkhan	Donation to school /Monetary/	300.0	Khovd
Mo En Ko LLC	2011.09.26	Aimag	Donation to Hospital /Monetary/	3,988.0	Govi-Altai
Mo En Ko LLC	2011.09.21	Aimag	Donation to Police department /Non-monetary/	630.0	Khovd
Mo En Ko LLC	2011.04.11	Darvi	Donation to soum's Development Fund /monetary/	10,000.0	Khovd
Mo En Ko LLC	2011.06.02	Must	Donation to soum's Development Fund /monetary/	40,000.0	Khovd
Mo En Ko LLC	2011.06.03	Darvi	Donation to Governor Administration /Monetary/	16,000.0	Khovd
Mo En Ko LLC	2011.06.03	Tsetseg	Donation to Governor Administration /Monetary/	2,000.0	Khovd
Mo En Ko LLC	2011.06.08	Tsetseg	Donation to Governor Administration /Monetary/	1,000.0	Khovd
Mo En Ko LLC	2011.06.30	Aimag	Donation to aimag's Development Fund /Monetary/	2,990.0	Khovd
Mo En Ko LLC	2011.07.01	Tsetseg	Donation to Governor Administration /Monetary/	15,000.0	Khovd
Mo En Ko LLC	2011.07.15	Tsetseg	Donation to Governor Administration /Monetary/	8,000.0	Khovd
Mo En Ko LLC	2011.08.21	Aimag	Donation to Governor Administration /Monetary/	20,000.0	Khovd
Mo En Ko LLC	2011.07.08	Darvi	Donation to Governor Administration /Monetary/	873.0	Khovd
Mo En Ko LLC	2011.10.18	Tsetseg	Donation to Governor Administration /Monetary/	57,000.0	Khovd
Mo En Ko LLC	2011.11.14	Tsetseg	Donation to Governor Administration /Monetary/	8,450.0	Khovd
Mo En Ko LLC	2011.11.15	Darvi	Donation to Governor Administration /Monetary/	14,000.0	Khovd
Mo En Ko LLC	2011.12.12	Tsetseg	Donation to Governor Administration /Monetary/14400 litre Diesel fuel /Non-monetary/	28,800.0	Khovd

Company name	Date	Name of organization received donation and supporting	Comments	Amount (MNT'000)	Aimags
Mo En Ko LLC	2011.09.01	Tsetseg	Donation to Governor Administration /Monetary/	57,000.0	Khovd
Mo En Ko LLC's sum				300,691.8	
Munkh Noyon suvarga LLC	2011.06.16	Bayan-Ovoo	MonetaryDonation	9,000.0	Umnugovi
Munkh Noyon suvarga LLC	2011.09.05	Bayan-Ovoo	Non-monetary donation	6,412.1	Umnugovi
Munkh Noyon suvarga LLC's sum				15,412.1	
Northwind LLC	2011	Galshar	Donation to Governor Administration /Monetary/	4,000.0	Khentii
Northwind LLC	2011	Galshar	Donation to Governor Administration /Monetary/	2,000.0	Khentii
Northwind LLC	2011	Electric power station of south-easterly areas	Donation /Monetary/	200.0	Khentii
Northwind LLC's sum				6,200.0	
Odod Gold LLC	2011.08.03	Bumbugur	Donation to Governor Administration /Monetary/	21,000.0	Bayankhongor
Odod Gold LLC	2011.05.10	Aimag	Donation to Governor Administration /Monetary/	30,000.0	Bayankhongor
Odod Gold LLC	2011.06.27	Aimag	Donation to Governor Administration /Monetary/	30,000.0	Bayankhongor
Odod Gold LLC	2011.09.28	Aimag	Donation to Governor Administration /Monetary/	40,000.0	Bayankhongor
Odod Gold LLC	2011.05.10	Aimag	Donation to MNE	2,000.0	Bayankhongor
Odod Gold LLC	2011.04.11	Aimag	Donation to Governor Administration / Non-monetary/	3,200.0	Bayankhongor
Odod Gold LLC	2011.05.06	Aimag	Donation to Governor Administration / Non-monetary/	6,200.0	Bayankhongor
Odod Gold LLC	2011.07.30	Aimag	Donation to Governor Administration / Non-monetary/	5,400.0	Bayankhongor
Odod Gold LLC	2011.09.10	Aimag	Donation to Governor Administration / Non-monetary/	7,000.0	Bayankhongor
Odod Gold LLC	2011.01.12	Bumbugur	Donation to Governor Administration /Monetary/	1,000.0	Bayankhongor
Odod Gold LLC	2011.02.15	Bumbugur	Donation to Governor Administration / Non-monetary/	870.0	Bayankhongor
Odod Gold LLC	2011.06.16	Buutsagaan	Donation to Governor Administration /Monetary/	12,500.0	Bayankhongor
Odod Gold LLC	2011.07.25	Buutsagaan	Donation to Governor Administration /Monetary/	12,500.0	Bayankhongor
Odod Gold LLC	2011.10.20	Bumbugur	Donation to Governor Administration /Monetary/	5,000.0	Bayankhongor
Odod Gold LLC	2011.10.20	Bumbugur	Donation to Governor Administration /Monetary/	5,000.0	Bayankhongor
Odod Gold LLC's sum				181,670.0	
Olon Ovoot Gold LLC	2011.06.17	Mandal-Ovoo	Donation to celebration of soum's naadam	2,000.0	Umnugovi
Olon Ovoot Gold LLC	2011.06.20	Mining Salvage Service	for 60th Anniversary	300.0	Ulaanbaatar
Olon Ovoot Gold LLC	2011.12.27	Mandal-Ovoo	According Governor Administration's tomal request	15,000.0	Umnugovi
Olon Ovoot Gold LLC	2011.03.31	Mandal-Ovoo	Monetary donation	570.0	Umnugovi
Olon Ovoot Gold LLC's sum				17,870.0	
ONTRE LLC	2011.07.04	Bayan-Ovoo	Donation to Police department /vehicle/	15,000.0	Umnugovi
ONTRE LLC	2011.09.26	Bayan-Ovoo	Donation to Governor Administration /Monetary/	15,000.0	Umnugovi
ONTRE LLC	2011.07.25	Khanbogd	Donation to Hospital /Monetary/	15,400.0	Umnugovi

Company name	Date	Name of organization received donation and supporting	Comments	Amount (MNT'000)	Aimag
ONTRE LLC's sum				45,400.0	
Orchlon ord LLC	2011.06.22	Khatanbulag	Soum's Development Fund	3,000.0	Dornogovi
Orchlon ord LLC	2011.06.15	Khatanbulag	Soum's Development Fund	400.0	Dornogovi
Orchlon ord LLC	2011.08.04	Khatanbulag	Soum's Development Fund	200.0	Dornogovi
Orchlon ord LLC	2011	Dalanjargalan	Soum's Development Fund	200.0	Dornogovi
Orchlon ord LLC	2011	Dalanjargalan	Soum's Development Fund	500.0	Dornogovi
Orchlon ord LLC	2011	Dalanjargalan	Soum's Development Fund	200.0	Dornogovi
Orchlon ord LLC's sum				4,500.0	
Oyu tolgoi LLC	2011.03.07	Vocational Education Training Centre	Apprenticeship programme	662,453.2	Ulaanbaatar
Oyu tolgoi LLC	2011.04.11	Vocational Education Training Centre	Apprenticeship programme	448,500.0	Ulaanbaatar
Oyu tolgoi LLC	2011.06.10	Vocational Education Training Centre	Apprenticeship programme	124,200.0	Ulaanbaatar
Oyu tolgoi LLC	2011.07.10	Vocational Education Training Centre	Apprenticeship programme	1,691.1	Ulaanbaatar
Oyu tolgoi LLC	2011.07.10	Vocational Education Training Centre	Apprenticeship programme	1,043,260.0	Ulaanbaatar
Oyu tolgoi LLC	2011.07.22	Vocational Education Training Centre	Apprenticeship programme	149,500.0	Ulaanbaatar
Oyu tolgoi LLC	2011.08.10	Vocational Education Training Centre	Apprenticeship programme	32,457.6	Ulaanbaatar
Oyu tolgoi LLC	2011.09.28	Vocational Education Training Centre	Apprenticeship programme	2,254.7	Ulaanbaatar
Oyu tolgoi LLC	2011.10.27	Vocational Education Training Centre	Apprenticeship programme	299,000.0	Ulaanbaatar
Oyu tolgoi LLC	2011.12.01	Vocational Education Training Centre	Apprenticeship programme	279,367.6	Ulaanbaatar
Oyu tolgoi LLC	2011.12.08	Vocational Education Training Centre	Apprenticeship programme	12,300.0	Ulaanbaatar
Oyu tolgoi LLC	2011.11.05	Vocational Education Training Centre	Apprenticeship programme	1,043,259.9	Ulaanbaatar
Oyu tolgoi LLC	2011.02.25	LSWA	Apprenticeship programme	1,135,464.0	Ulaanbaatar
Oyu tolgoi LLC	2011.03.18	LSWA	Apprenticeship programme	630,297.3	Ulaanbaatar
Oyu tolgoi LLC	2011.03.31	LSWA	Apprenticeship programme	1,746,906.0	Ulaanbaatar
Oyu tolgoi LLC	2011.05.26	LSWA	Apprenticeship programme	357,296.5	Ulaanbaatar
Oyu tolgoi LLC	2011.10.26	LSWA	Apprenticeship programme	584,175.0	Ulaanbaatar
Oyu tolgoi LLC	2011.12.13	LSWA	Apprenticeship programme	1,373,239.2	Ulaanbaatar
Oyu tolgoi LLC	2011.10.17	LSWA	To cost of employers discussion	52,520.9	Ulaanbaatar
Oyu tolgoi LLC	2011.10.26	FCAA	Donation for 10th Anniversary	5,000.0	Ulaanbaatar
Oyu tolgoi LLC	2011.10.05	SPIA	Toyota LC-200 petrol, automatic	99,799.2	Ulaanbaatar
Oyu tolgoi LLC	2011.10.05	SPIA	Toyota LC 200 petrol manual	114,000.0	Ulaanbaatar
Oyu tolgoi LLC	2011.07.03	Aimag	Monetary donation to aimag's Society Development Policy Department	180.5	Umnugovi
Oyu tolgoi LLC	2011.07.16	Aimag	Monetary donation to Mongolian ParaOlympic Committee	500.0	Umnugovi

Company name	Date	Name of organization received donation and supporting	Comments	Amount (MNT'000)	Aimag
Oyu tolgoi LLC	2011.05.09	Aimag	Monetary donation to №1 Secondary School	820.0	Umnugovi
Oyu tolgoi LLC	2011.09.15	Aimag	Monetary donation	1,000.0	Umnugovi
Oyu tolgoi LLC	2011.07.25	Nomgon	Monetary donation to Hospital of soum	1,000.0	Umnugovi
Oyu tolgoi LLC	2011.07.25	Aimag	Monetary donation to Governor Administration	1,200.0	Umnugovi
Oyu tolgoi LLC	2011.07.15	Aimag	Monetary donation to Centre to Child	1,250.0	Umnugovi
Oyu tolgoi LLC	2011.04.15	Aimag	Monetary donation to school	1,500.0	Umnugovi
Oyu tolgoi LLC	2011.05.09	Aimag	Donation to №1 school's Botgon Temei dance group	2,472.0	Umnugovi
Oyu tolgoi LLC	2011.06.22	Aimag	Donation to Health Centre	3,275.0	Umnugovi
Oyu tolgoi LLC	2011.08.25	Aimag	Monetary donation to school	3,894.6	Umnugovi
Oyu tolgoi LLC	2011.07.30	Aimag	Monetary donation	5,400.0	Umnugovi
Oyu tolgoi LLC	2011.12.02	Aimag	Monetary donation	600,000.0	Umnugovi
Oyu tolgoi LLC	2011.12.22	Aimag	Monetary donation	11,744.2	Umnugovi
Oyu tolgoi LLC	2011.09.02	Aimag	Monetary donation	4,495.0	Umnugovi
Oyu tolgoi LLC	2011.10.19	Aimag	Monetary donation	5,000.0	Umnugovi
Oyu tolgoi LLC	2011.10.14	Aimag	Monetary donation	22,246.8	Umnugovi
Oyu tolgoi LLC	2011.11.06	Dalanzadgad	2 dust-carts, 10 containers	121,000.0	Umnugovi
Oyu tolgoi LLC	2011.07.12	Dalanzadgad	8 notebooks	6,650.0	Umnugovi
Oyu tolgoi LLC	2011.03.09	Dalanzadgad	Com-camera, projector	8,205.0	Umnugovi
Oyu tolgoi LLC	2011.11.03	Dalanzadgad	Studio's equipments	6,000.0	Umnugovi
Oyu tolgoi LLC	2011.05.02	Dalanzadgad	Equipments	1,585.0	Umnugovi
Oyu tolgoi LLC	2011.12.30	Dalanzadgad	Scrap metals	20.0	Umnugovi
Oyu tolgoi LLC	2011.02.17	Bayan-Ovoo	Camels holiday	500.0	Umnugovi
Oyu tolgoi LLC	2011.05.25	Bayan-Ovoo	To worship a mount	500.0	Umnugovi
Oyu tolgoi LLC	2011.08.25	Bayan-Ovoo	To furnish cabinet of geographic	4,894.2	Umnugovi
Oyu tolgoi LLC	2011.12.15	Manlai	Fuel fee	397.3	Umnugovi
Oyu tolgoi LLC	2011.05.25	Manlai	To worship a mount	500.0	Umnugovi
Oyu tolgoi LLC	2011.08.25	Manlai	To furnish cabinet of geographic	4,742.5	Umnugovi
Oyu tolgoi LLC	2011.02.17	Khanbogd	Camels holiday	500.0	Umnugovi
Oyu tolgoi LLC	2011.05.11	Khanbogd	To worship a mount	1,000.0	Umnugovi
Oyu tolgoi LLC	2011.06.06	Khanbogd	To worship a mount	1,000.0	Umnugovi
Oyu tolgoi LLC	2011.08.23	Khanbogd	Dance clothes	3,000.0	Umnugovi

Company name	Date	Name of organization received donation and supporting	Comments	Amount (MNT'000)	Aimag
Oyu tolgoi LLC	2011.10.17	Khanbogd	celebration of 1000 colts	6,500.0	Umnugovi
Oyu tolgoi LLC	2011.08.25	Khanbogd	To furnish cabinet of geographic	10,638.3	Umnugovi
Oyu tolgoi LLC	2011.08.17	Khanbogd	To extension of kindergarten	45,743.5	Umnugovi
Oyu tolgoi LLC	2011.10.27	Khanbogd	Britannic mirror	60,991.3	Umnugovi
Oyu tolgoi LLC	2011.03.13	Bayan-Ovoo	Britannic mirror	410.0	Umnugovi
Oyu tolgoi LLC	2011.09.04	Bayan-Ovoo	fuel	57,422.8	Umnugovi
Oyu tolgoi LLC	2011.03.15	Bayan-Ovoo	fuel	59,109.0	Umnugovi
Oyu tolgoi LLC	2011.12.21	Bayan-Ovoo	fuel	59,100.0	Umnugovi
Oyu tolgoi LLC	2011.06.11	Bayan-Ovoo	Administrator's training cost	825.0	Umnugovi
Oyu tolgoi LLC	2011.03.13	Manlai	Britannic mirror	410.0	Umnugovi
Oyu tolgoi LLC	2011.03.12	Manlai	fuel	52,595.0	Umnugovi
Oyu tolgoi LLC	2011.09.01	Manlai	fuel	55,515.2	Umnugovi
Oyu tolgoi LLC	2011.12.01	Manlai	fuel	61,407.4	Umnugovi
Oyu tolgoi LLC	2011.05.03	Khanbogd	water container of 1 ton	50.0	Umnugovi
Oyu tolgoi LLC	2011.05.05	Khanbogd	Yurta	300.0	Umnugovi
Oyu tolgoi LLC	2011.03.12	Khanbogd	Britannic mirror	410.0	Umnugovi
Oyu tolgoi LLC	2011.09.12	Khanbogd	Workwears	3,728.9	Umnugovi
Oyu tolgoi LLC	2011.03.26	Khanbogd	To brochure print	18.0	Umnugovi
Oyu tolgoi LLC	2011.02.11	Khanbogd	10 computers	350.0	Umnugovi
Oyu tolgoi LLC	2011.03.25	Khanbogd	fuel	168,699.3	Umnugovi
Oyu tolgoi LLC	2011.09.04	Khanbogd	fuel	208,515.0	Umnugovi
Oyu tolgoi LLC	2011.12.04	Khanbogd	fuel	123,195.0	Umnugovi
Oyu tolgoi LLC	2011.05.19	Khanbogd	instrumentals	4,313.4	Umnugovi
Oyu tolgoi LLC	2011.05.19	Khanbogd	instrumentals	1,034.3	Umnugovi
Oyu tolgoi LLC	2011.04.21	General Traffic Police Department	Monetary donation	1,000.0	Ulaanbaatar
Oyu tolgoi LLC	2011.06.29	MNBTV	Non-monetary donation	4,938.0	Ulaanbaatar
Oyu tolgoi LLC	2011.05.31	Vocational Education Training Centre	Non-monetary donation	346,800.0	Govisumber
Oyu tolgoi LLC's sum				12,357,433.9	
Urmun-Uul LLC	2011.03.01	Buregkhangai	According the cooperation contract	5,000.0	Bulgan
Urmun-Uul LLC	2011.03.17	Aimag	Donation to Governor Administration	8,000.0	Sukhbaatar
Urmun-Uul LLC	2011.03.18	Buregkhangai	Donation to Governor Administration	5,000.0	Bulgan
Urmun-Uul LLC	2011.05.18	Buregkhangai	Donation to Governor Administration	3,000.0	Bulgan
Urmun-Uul LLC	2011.06.04	Buregkhangai	Donation to soums development fund	21,920.0	Bulgan
Urmun-Uul LLC	2011.09.06	Buregkhangai	Donation to Governor Administration to Elder's Holiday	2,000.0	Bulgan

Company name	Date	Name of organization received donation and supporting	Comments	Amount (MNT'000)	Aimag
Urmun-Uul LLC	2011.12.05	Buregkhangai	Donation	119,022.6	Bulgan
Urmun-Uul LLC's sum				163,942.6	
Peninsulamining LLC	2011.07.05	Bayangol	Donation to Police department	400.0	Selenge
Peninsulamining LLC's sum				400.0	
Petro matad LLC	2011.05.04	PAM	Donation /Monetary/	10,000.0	Ulaanbaatar
Petro matad LLC	2011.05.26	PAM	Donation /Monetary/	2,293.0	Ulaanbaatar
Petro matad LLC	2011.12.22	PAM	Donation /Monetary/	2,500.0	Ulaanbaatar
Petro matad LLC	2011.05.04	Aimag	Donation to Police department /Monetary/	1,576.7	Sukhbaatar
Petro matad LLC	2011.05.26	Matad	Donation to kindergarten to toys /non-monetary/	10,550.0	Dornod
Petro matad LLC	2011.12.22	Erdentsagaan	Donation to kindergarten to toys /non-monetary/	10,550.0	Sukhbaatar
Petro matad LLC	2011.06.17	Aimag	Donation to Governor Administration /Monetary/	1,000.0	Dornod
Petro matad LLC	2011.10.10	FIFTA	Donation /Monetary/	7,000.0	Ulaanbaatar
Petro matad LLC's sum				45,469.7	
Petro China Dachin Tamsag LLC	2011-04	Matad	Donation /Monetary/	36,126.6	Dornod
Petro China Dachin Tamsag LLC	2011-05	FCAA	Donation /Non-monetary/	19,056.0	Ulaanbaatar
Petro China Dachin Tamsag LLC	2011-05	PAM	Donation /Monetary/	61,976.0	Ulaanbaatar
Petro China Dachin Tamsag LLC	2011-05	Matad	Donation to Governor Administration /Non-monetary/	3,392.0	Dornod
Petro China Dachin Tamsag LLC	2011-05	Matad	Donation to Governor Administration /Non-monetary/	945.0	Dornod
Petro China Dachin Tamsag LLC	2011-07	Aimag	Donation to Police Department /Monetary/	2,000.0	Dornod
Petro China Dachin Tamsag LLC	2011-07	Khalkhgol	Donation to Police Department /Monetary/	2,000.0	Dornod
Petro China Dachin Tamsag LLC	2011-07	Aimag	Donation to Governor Administration /Monetary/	87,437.0	Dornod
Petro China Dachin Tamsag LLC	2011-08	Aimag	Donation to Governor Administration /Monetary/	56,344.9	Dornod
Petro China Dachin Tamsag LLC	2011-09	PAM	Donation / Monetary/	3,800.0	Ulaanbaatar
Petro China Dachin Tamsag LLC	2011-12	MMRE	Donation /Monetary/	5,000.0	Ulaanbaatar
Petro China Dachin Tamsag LLC	2011-12	FCAA	Donation /Monetary/	9,000.0	Ulaanbaatar
Petro China Dachin Tamsag LLC	2011-12	PAM	Donation / Monetary/	13,754.5	Ulaanbaatar
Petro China Dachin Tamsag LLC	2011-12	Matad	Donation to Governor Administration /Non-monetary/	6,450.0	Dornod
Petro China Dachin Tamsag LLC's sum				307,282.0	
Peabody-Winsway resources LLC	2011.01.26	Noyon	Donation to Governor Administration /Monetary/	600.0	Umnugovi
Peabody-Winsway resources LLC	2011.05.10	Noyon	Donation to Governor Administration /Monetary/	800.0	Umnugovi
Peabody-Winsway resources LLC	2011.04.04	Noyon	Donation to Governor Administration /Monetary/	1,630.0	Umnugovi
Peabody-Winsway resources LLC	2011.06.24	Altanshree	Donation to Governor Administration /Monetary/	300.0	Dornogovi
Peabody-Winsway resources LLC	2011.03.21	Noyon	Donation to Governor Administration /Non-monetary/	1,238.1	Umnugovi
Peabody-Winsway resources LLC	2011.11.24	Bayan	Donation to Governor Administration /Non-monetary/	1,551.8	Tuv
Peabody-Winsway resources LLC	2011.12.22	Arkhusht	Donation to Governor Administration /Non-monetary/	198.0	Tuv
Peabody-Winsway resources LLC	2011.10.19	Children Care Centre	Furniture /non-monetary/	161.1	Ulaanbaatar
Peabody-Winsway resources LLC's sum				6,479.0	
Redhill Mongolia LLC		Tushig	Assignment to Soum's Project	9,000.0	Selenge
Redhill Mongolia LLC		Tushig	Assignment to Soum's Project	13,000.0	Selenge

Company name	Date	Name of organization received donation and supporting	Comments	Amount (MNT'000)	Aimag
Redhill Mongolia LLC		Tushig	Assignment to Soum's Project	460.0	Selenge
Redhill Mongolia LLC	2011.03.07	Aimag	Donation to Governor Administration of local	40,000.0	Selenge
Redhill Mongolia LLC	2011.03.10	Aimag	Donation to repair accomodation of border guards	2,000.0	Selenge
Redhill Mongolia LLC	2011.03.25	Aimag	Donation to repair accomodation of border guards	1,000.0	Selenge
Redhill Mongolia LLC	2011.04.29	Tsagaan nuur	Assignment to Soum's Project	5,000.0	Selenge
Redhill Mongolia LLC	2011.04.30	Aimag	Remain payment of training fee	4,352.7	Selenge
Redhill Mongolia LLC	2011.04.30	Tushig	Donation	230.0	Selenge
Redhill Mongolia LLC	2011.05.27	Tushig	Donation to celebration of Tovkhan mount	1,000.0	Selenge
Redhill Mongolia LLC	2011.06.08	Aimag	Donation to Police Department to 80th Anniversary of Selenge aimag	3,000.0	Selenge
Redhill Mongolia LLC	2011.06.10	Tushig	Donation to Police Deaprtment	2,500.0	Selenge
Redhill Mongolia LLC	2011.06.21	Zuunburen	Remain payment of Urban Nissan vehicle	23,000.0	Selenge
Redhill Mongolia LLC	2011.07.01	Zuunburen	Donation to National Wrestle Association	500.0	Selenge
Redhill Mongolia LLC	2011.07.06	Tushig	Donation to celebrations	3,000.0	Selenge
Redhill Mongolia LLC	2011.07.18	Aimag	Donation for 80th Anniversary of Selenge aimag	60,000.0	Selenge
Redhill Mongolia LLC	2011.09.01	Mining Salvage Service	Monetary Donation	10,000.0	Ulaanbaatar
Redhill Mongolia LLC	2011.09.21	Tushig	Donation to Inspector of Environment	300.0	Selenge
Redhill Mongolia LLC	2011.09.30	Tushig	According to appeal of Governor Administration /200l diesel fuel/	281.4	Selenge
Redhill Mongolia LLC	2011.09.30	Aimag	Donation to boarding guards /87.89litre/	123.7	Selenge
Redhill Mongolia LLC	2011.09.30	Tushig	Roadwork of 3.5 km	40,948.5	Selenge
Redhill Mongolia LLC	2011.10.14	Zuunburen	Assignment to Soum's Project	1,000.0	Selenge
Redhill Mongolia LLC	2011.10.31	Tushig	According to appeal of Governor Administration /200l diesel fuel/	295.1	Selenge
Redhill Mongolia LLC	2011.11.04	Tushig	To soum's traffic lights	10,000.0	Selenge
Redhill Mongolia LLC	2011.13.31	Sukhbaatar	Donation to 8th team	986.8	Selenge
Redhill Mongolia LLC's sum				231,978.2	
Samtan Morris LLC	2011.04.08	Sharga	Donation to Governor Administration /Monetary/	500.0	Govi-Altai
Samtan Morris LLC	2011.06.13	Aimag	Donation to Governor Administration 70th Anniversary/Monetary/	500.0	Dundgovi
Samtan Morris LLC	2011.06.13	Erdenedalai	Donation to soum's Development Fund /monetary/	1,000.0	Dundgovi
Samtan Morris LLC	2011.08.23	Zavkhan mandal	Donation to Governor Administration /Monetary/	1,000.0	Zavkhan
Samtan Mores LLC's sum				3,000.0	
Sansariin geologi haiguul LLC	2011.12.14	PAM	Donation to celebration of New Year	2,000.0	Ulaanbaatar
Sansariin geologi haiguul LLC's sum				2,000.0	
Southgobi sands LLC	2011.08.25	MASM	Donation to make a web-site	1,000.0	Ulaanbaatar
Southgobi sands LLC	2011.11.04	FCAA	Donation for 10th Anniversary	1,500.0	Ulaanbaatar
Southgobi sands LLC	2011.09.19	Aimag	Donation of bus with 45 sits to squad of Ovoo-tolgoi	32,059.5	Umnugovi
South Gobi Sands LLC	2011.09.19	Custom in Shivee Khuren	Monetary Donation	752.0	Umnugovi
Southgobi sands LLC	2011.11.29	Aimag	Donation of accumulator and tires to squad of Ovoo-tolgoi	2,978.0	Umnugovi
Southgobi sands LLC	2011.10.01	Custom in Shivee Khuren	Monetary Donation	188.5	Umnugovi
Southgobi sands LLC	2011.10.04	Custom in Shivee Khuren	Monetary Donation	52.2	Umnugovi
Southgobi sands LLC	2011.10.07	Custom in Shivee Khuren	Monetary Donation	4,845.5	Umnugovi
Southgobi sands LLC	2011.07.20	Aimag	Donation for 80th Anniversary	20,000.0	Umnugovi
Southgobi sands LLC	2011.12.13	Dalanzadgad	To support expedition of health programme	100.0	Umnugovi
Southgobi sands LLC	2011.02.09	Bayan-Ovoo	Donation to Camel Holiday	5,000.0	Umnugovi

Company name	Date	Name of organization received donation and supporting	Comments	Amount (MNT'000)	Aimags
Southgobi sands LLC	2011	Gurvan tes	Donation to kindergarten	362,128.8	Umnugovi
Southgobi sands LLC	2011.07.05	Gurvan tes	Donation for 80th Anniversary	1,000.0	Umnugovi
Southgobi sands LLC	2011.07.07	Ulziit	Dust-cart cost	8,000.0	Dundgovi
Southgobi sands LLC	2011.08.16	Khankhongor	Non-monetary donation	500.0	Umnugovi
Southgobi sands LLC	2011.10.14	Gurvan tes	Donation of vehicle's payment to Police Department	13,500.0	Umnugovi
Southgobi sands LLC	2011.10.26	Gurvan tes	Donation of awards to horse race	370.0	Umnugovi
Southgobi sands LLC	2011.11.30	Sevrei	Donation to livestock protection fund	5,000.0	Umnugovi
Southgobi sands LLC	2011.12.09	Gurvan tes	Donation to livestock protection fund	5,000.0	Umnugovi
Southgobi sands LLC	2011.01.31	Tes	Donation of coal to January /420t/	13,540.3	Umnugovi
Southgobi sands LLC	2011.01.31	Noyon	Donation of coal to January /85t/	2,740.3	Umnugovi
Southgobi sands LLC	2011.01.31	Sevrei	Donation of coal to January /95t/	3,062.7	Umnugovi
Southgobi sands LLC	2011.01.31	Noyon	Donation of diesel fuel to January /1600L/	2,108.9	Umnugovi
Southgobi sands LLC	2011.02.28	Noyon	Donation of fuel to Noyon soum /80L/	123.7	Umnugovi
Southgobi sands LLC	2011.02.28	Gurvan tes	Donation of coal to Feb /75t/	2,417.9	Umnugovi
Southgobi sands LLC	2011.02.28	Sevrei	Donation of coal to Feb /45t/	1,450.7	Umnugovi
Southgobi sands LLC	2011.03.31	Sevrei	Donation of coal to March /70t/	2,256.7	Umnugovi
Southgobi sands LLC	2011.03.31	Gurvan tes	Donation of coal to March /115t/	3,707.5	Umnugovi
Southgobi sands LLC	2011.04.09	Gurvan tes	Donation of coal to April /15t/	483.6	Umnugovi
Southgobi sands LLC	2011.04.11	Gurvan tes	Donation of coal to April /10t/	322.4	Umnugovi
Southgobi sands LLC	2011.04.13	Sevrei	Donation of coal to April /10t/	322.4	Umnugovi
Southgobi sands LLC	2011.04.19	Noyon	To bore a well	18,492.0	Umnugovi
Southgobi sands LLC	2011.05.01	Gurvan tes	Donation of diesel fuel to April	185.6	Umnugovi
Southgobi sands LLC	2011.05.31	Noyon	Donation of diesel fuel to May	577.0	Umnugovi
Southgobi sands LLC	2011.08.19	Noyon	Payment of transport donation	8,621.4	Umnugovi
Southgobi sands LLC	2011.09.01	Gurvan tes	Computer to Governor Administration	348.6	Umnugovi
Southgobi sands LLC	2011.09.01	Gurvan tes	Computer to Governor Administration	348.6	Umnugovi
Southgobi sands LLC	2011.09.01	Gurvan tes	Computer to Governor Administration	320.1	Umnugovi
Southgobi sands LLC	2011.09.01	Gurvan tes	Computer to Governor Administration	430.8	Umnugovi
Southgobi sands LLC	2011.09.29	Noyon	Donation of coal to September	644.8	Umnugovi
Southgobi sands LLC	2011.10.31	Gurvan tes	Donation of coal to October /305t/	9,837.0	Umnugovi
Southgobi sands LLC	2011.10.31	Noyon	Donation of coal to October /210t/	6,773.0	Umnugovi
Southgobi sands LLC	2011.10.31	Sevrei	Donation of coal to October /85t/	2,741.4	Umnugovi
Southgobi sands LLC	2011.11.30	Noyon	Donation of coal to November /40t/	1,289.6	Umnugovi
Southgobi sands LLC	2011.11.30	Gurvan tes	Donation of coal to November /490t/	15,797.0	Umnugovi
Southgobi sands LLC	2011.11.30	Sumber	Donation of coal to November /20t/	644.8	Umnugovi
Southgobi sands LLC	2011.11.30	Nomgon	Russian vehicle	22,660.0	Umnugovi
Southgobi sands LLC	2011.12.02	Dalanzadgad	Projector	2,076.0	Umnugovi
Southgobi sands LLC	2011.12.26	Gurvan tes	Donation	4,079.2	Umnugovi
Southgobi sands LLC	2011.12.23	Gurvan tes	Haywire	150.0	Umnugovi
Southgobi sands LLC	2011.12.22	Gurvan tes	Donation	352.4	Umnugovi
Southgobi sands LLC	2011.12.31	Gurvan tes	Donation of coal to December /200t/	6,447.8	Umnugovi
Southgobi sands LLC	2011.12.31	Noyon	Donation of coal to December /40t/	1,289.8	Umnugovi
Southgobi sands LLC	2011.12.20	Sevrei	To bore a well	40,553.2	Umnugovi
Southgobi sands LLC's sum				641,171.5	
Senterra gold Mongolia LLC	2011.02.21	Tsagaan-Ovoo	Donation	1,000.0	Dornod
Senterra gold Mongolia LLC	2011.04.08	Khuder	Patronage	3,000.0	Selenge
Senterra gold Mongolia LLC	2011.06.27	Aimag	Monument	25,280.0	Dornod

Company name	Date	Name of organization received donation and supporting	Comments	Amount (MNT'000)	Aimag
Senterra gold Mongolia LLC	2011.07.07	Tuvshinshiree	Donation of well /advance/	8,400.0	Sukhbaatar
Senterra gold Mongolia LLC	2011.08.02	Tuvshinshiree	Donation of well /advance/	4,800.0	Sukhbaatar
Senterra gold Mongolia LLC	2011.08.11	Tuvshinshiree	Donation of well	2,170.5	Sukhbaatar
Senterra gold Mongolia LLC	2011.12.11	Tuvshinshiree	Donation to label of well	120.0	Sukhbaatar
Senterra gold Mongolia LLC's sum				44,770.5	
CCEM LLC	2011	Bayan-Ovoo	Monetary donation	5,000.0	Umnugovi
CCEM LLC's sum				5,000.0	
Sinchi-Oil LLC	2011	Ulaan-Uul	Monetary donation	500.0	Khuvsgul
Sinchi-Oil LLC's sum				500.0	
Sod gazar LLC	2011.02.28	Capital	Donation to Governor Administration	8,950.0	Ulaanbaatar
Sod gazar LLC	2011.01.19	Bayandalai	Donation of employee's maintenance allowance	405.0	Umnugovi
Sod gazar LLC	2011.07.08	Taishir	Soum's Development Fund	500.0	Govi-Altai
Sod gazar LLC	2011.03.22	Urgun	Soum's Development Fund	300.0	Dornogovi
Sod gazar LLC	2011.05.09	Sukhbaatar	Soum's Development Fund	200.0	Sukhbaatar
Sod gazar LLC	2011	Delgerekh	Soum's Development Fund	300.0	Dornogovi
Sod gazar LLC's sum				10,655.0	
Sonor tradel LLC	2011.10.12	Bayangol	Donation	1,000.0	Selenge
Sonor tradel LLC's sum				1,000.0	
Taats Murun LLC	2011.10.18	Sergelen	Monetary donation	15,000.0	Tuv
Taats Murun LLC	2011.08.18	Sergelen	Monetary donation	500.0	Tuv
Taats Murun LLC	2011.09.14	Sergelen	Monetary donation	200.0	Tuv
Taats Murun LLC	2011.09.17	Sergelen	Monetary donation	500.0	Tuv
Taats Murun LLC	2011.10.22	Bagakhangai	Monetary donation to Police Department	400.0	Ulaanbaatar
Taats Murun LLC's sum				16,600.0	
Tavan tolgoi JSC	2011	Tsogtsetsii	Donation to Governor Administration	18,000.0	Umnugovi
Tavan tolgoi JSC	2011	Aimag	Donation of kid's beds to №11 kindergarten	1,200.0	Umnugovi
Tavan tolgoi JSC	2011	Bayandalai	Soum's Development Fund	2,500.0	Umnugovi
Tavan tolgoi JSC	2011	Bayan-Ovoo	Soum's Development Fund	800.0	Umnugovi
Tavan tolgoi JSC's sum				22,500.0	
Taisheng development LLC	2011.03.16	Dalanjargalan	Soum's Development Fund	500.0	Dornogovi
Taisheng development LLC	2011.03.29	Aimag	Donation to Anniversary	4,000.0	Dundgovi
Taisheng development LLC	2011.03.30	Dalanjargalan	Soum's Development Fund	500.0	Dornogovi
Taisheng development LLC	2011.05.23	Bayanjargalan	Donation to Anniversary	4,000.0	Dundgovi
Taisheng development LLC	2011.06.29	Dalanjargalan	Donation to Knucklebone committee	300.0	Dornogovi
Taisheng development LLC's sum				9,300.0	
Terra energy LLC	2011	Noyon	Monetary donation	40,000.0	Umnugovi
Terra energy LLC	2011	Noyon	Non-monetary donation	899.8	Umnugovi
Terra energy LLC's sum				40,899.8	
Tugrug nuuriin energy LLC	2011.04.21	Bayan	Monetary donation	300.0	Tuv
Tugrug nuuriin energy LLC	2011.05.23	Bayan	Monetary donation	200.0	Tuv
Tugrug nuuriin energy LLC	2011.04.28	Bayan	Monetary donation	2,000.0	Tuv
Tugrug nuuriin energy LLC	2011.06.15	Bayan	Donation to worship a mount	100.0	Tuv
Tugrug nuuriin energy LLC	2011.04.22	Баянчандмагь	Donation for 80th Anniversary	1,000.0	Tuv
Tugrug nuuriin energy LLC	2011.09.05	Mining Salvage Service	Monetary donation	300.0	Ulaanbaatar
Tugrug nuuriin energy LLC's sum				3,900.0	
Ten Hun LLC	2011	Bayan	Monetary donation to Bayanbulag, 3th bag	300.0	Tuv

Company name	Date	Name of organization received donation and supporting	Comments	Amount (MNT'000)	Aimags
Ten Hun LLC	2011.05.20	LSWA	Donation to LSWA	100.0	Ulaanbaatar
Ten Hun LLC	2011.05.27	Jargalant	Donation to Police Department	4,000.0	Tuv
Ten Hun LLC	2011.04.21		Donation to support guidebook printing	5,000.0	Ulaanbaatar
Ten Hun LLC	2011.06.03	Jargalant	Monetary donation	200.0	Tuv
Ten Hun LLC	2011.09.01	Jargalant	Monetary donation to kindergarten of Bayanbulag bag	300.0	Tuv
Ten Hun LLC	2011.09.01	Jargalant	Monetary donation to school of Bayanbulag bag	2,000.0	Tuv
Ten Hun LLC	2011.10.19	Aimag	Monetary donation to Police Department	2,500.0	Tuv
Ten Hun LLC	2011.03.28	Jargalant	Soum's Development fund	1,500.0	Tuv
Ten Hun LLC	2011.06.21	Jargalant	Soum's Development fund	3,000.0	Tuv
Ten Hun LLC	2011.07.06	MMRE	Monetary donation	5,000.0	Ulaanbaatar
Ten Hun LLC	2011.09.05	Aimag	Monetary donation	1,000.0	Tuv
Ten Hun LLC	2011.11.30	Aimag	Monetary donation	1,000.0	Tuv
Ten Hun LLC	2011.12.23	Aimag	Donation to SGOSI	2,000.0	Tuv
Ten Hun LLC's sum				27,900.0	
Tengre terra resources LLC.	2011.05.31	Saikhandulaan	Support soum's activity	3,000.0	Dornogovi
Tengre terra resources LLC.	2011.09.30	Tseel	Support soum's activity	333.4	Govi-Altai
Tengre terra resources LLC.	2011.09.30	Tseel	Support soum's activity	333.3	Govi-Altai
Tengre terra resources LLC.	2011.09.30	Tseel	Support soum's activity	333.3	Govi-Altai
Tengre terra resources LLC.	2011.12.31	Aldarkhaan	Support soum's activity	500.0	Zavkhan
Tengre terra resources LLC.	2011.12.31	Durvuljin	Support soum's activity	500.0	Zavkhan
Tengre terra resources LLC.	2011.12.31	Yaruu	Support soum's activity	500.0	Zavkhan
Tengre terra resources LLC.	2011.12.31	Erdenehairkhan	Support soum's activity	500.0	Zavkhan
Tengre terra resources LLC.	2011.12.31	Dashbalbar	Support soum's activity	400.0	Dornod
Tengre terra resources LLC.	2011.12.31	Gurvanzagal	Support soum's activity	400.0	Dornod
Tengre terra resources LLC.	2011.12.31	Bayan-Agt	Support soum's activity	500.0	Bulgan
Tengre terra resources LLC.	2011.12.31	Tsagaan nuur	Support soum's activity	250.0	Selenge
Tengre terra resources LLC.sum				7,550.0	
Khangad exploration LLC	2011.05.30	Khankhongor	Donation to Governor Administration /Monetary/	50.0	Umnugovi
Khangad exploration LLC	2011.09.27	Khankhongor	Donation to Governor Administration /Monetary/	3,000.0	Umnugovi
Khangad exploration LLC	2011.10.31	Khankhongor	Donation to Governor Administration /Monetary/	5,850.0	Umnugovi
Khangad exploration LLC	2011.11.10	Khankhongor	Donation to Hospital /Monetary/	15,000.0	Umnugovi
Khangad exploration LLC	2011.03.03	Khankhongor	Donation to Governor Administration /Non-monetary/	599.8	Umnugovi
Khangad exploration LLC	2011.05.12	Khankhongor	Donation to Governor Administration /Non-monetary/	252.0	Umnugovi
Khangad exploration LLC	2011.06.24	Khankhongor	Donation to Governor Administration /Non-monetary/	8,915.8	Umnugovi
Khangad exploration LLC	2011.06.29	Khankhongor	Donation to Governor Administration /Non-monetary/	9,315.6	Umnugovi
Khangad exploration LLC	2011.06.30	Khankhongor	Donation to Governor Administration /Non-monetary/	11,186.4	Umnugovi
Khangad exploration LLC	2011.08.04	Aimag	Donation to Governor Administration /Non-monetary/	25,200.0	Umnugovi
Khangad exploration LLC	2011.08.04	Khankhongor	Donation to Governor Administration /Non-monetary/	6,453.7	Umnugovi
Khangad exploration LLC	2011.11.02	Khankhongor	Donation to Governor Administration /Non-monetary/	1,178.8	Umnugovi
Khangad exploration LLC	2011.11.11	Aimag	Donation to Governor Administration /Non-monetary/	37,800.0	Umnugovi
Khangad exploration LLC	2011.05.02	Khankhongor	Donation to Governor Administration /Non-monetary/	4,318.2	Umnugovi

Company name	Date	Name of organization received donation and supporting	Comments	Amount (MNT'000)	Aimag
Khagad exploration LLC				129,120.3	
Khanshijir LLC	2011	Bayan-Ovoo	Donation to Governor Administration /Monetary/	150.0	Bayankhongor
Khanshijir LLC	2011	Aimag	Donation to celebration of 70th Anniversary /Monetary/	20,000.0	Bayankhongor
Khanshijir LLC	2011	Aimag	Donation to Police department /Monetary/	10,000.0	Selenge
Khanshijir LLC's sum				30,150.0	
Khartarvagatai JSC	2011	Aimag	Маршал Цэдэнбалын хөшөөнд	24,000.0	Uvs
Khartarvagatai JSC	2011	Aimag	Цагдаагийн хэлтэст ойн Donation	1,000.0	Uvs
Khartarvagatai JSC	2011	Aimag	Donation to Governor Administration	2,000.0	Uvs
Khartarvagatai JSC	2011	Taryalan	Non-monetary donation	8,428.0	Uvs
Khartarvagatai JSC	2011	Taryalan	MonetaryDonation	500.0	Uvs
Khartarvagatai JSC's sum				35,928.0	
Khotgor LLC	2011.05.18	Bukhmurun	Soum's Development Fund /Monetary/	3,000.0	Uvs
Khotgor LLC	2011.07.07	Bukhmurun	Donation to Governor Administration celebration of Naadam /Monetary/	400.0	Uvs
Khotgor LLC	2011.05.30	Bukhmurun	Donation of manual book printing to Governor Administration /Monetary/	300.0	Uvs
Khotgor LLC	2011.09.10, 11,12	Bukhmurun	Donation to poor and elderly people /according the cooperation contract with Governor Administration/	9,120.0	Uvs
Khotgor LLC's sum				12,820.0	
Khotgor shanaga LLC	2011.07.07	Bukhmurun	Monetary donation to Governor Administration /Naadam/	500.0	Uvs
Khotgor shanaga LLC's sum				500.0	
Khunan jinlen LLC	2011	Aimag	Donation to Governor Administration /Monetary/	5,000.0	Selenge
Khunan jinlen LLC's sum				5,000.0	
Khurai LLC	2011.06.15	Aimag	Donation /Monetary/	3,285.0	Selenge
Khurai LLC	2011.04.15	Aimag	Donation to Governor Administration /Monetary/	2,000.0	Selenge
Khurai LLC	2011.07.04	Orkhontuul	Donation to Governor Administration /Monetary/	10,000.0	Selenge
Khurai LLC's sum				15,285.0	
Khurgatai Khaikhan LLC	2011.11.29	Tsagaan-Uul	Donation to Governor Administration /Monetary/	20,000.0	Khuvsgul
Khurgatai Khaikhan LLC	2011.05.19	Aimag	Donation to Governor Administration /Monetary/	20,000.0	Khuvsgul
Khurgatai Khaikhan LLC	2011.07.07	Burentogtokh	Donation /Non-monetary/	3,200.0	Khuvsgul
Khurgatai Khaikhan LLC	2011.07.19	Tsetserleg	Donation to Governor Administration /Monetary/	2,000.0	Khuvsgul
Khurgatai Khaikhan LLC	2011.07.07	Tsetserleg	Donation to Governor Administration /Monetary/	3,900.0	Khuvsgul
Khurgatai Khaikhan LLC	2011.11.04	Tsagaan-Uul	Donation to Governor Administration /Monetary/	2,000.0	Khuvsgul
Khurgatai Khaikhan LLC's sum				51,100.0	
Tsairtmineral LLC	2011.03.22	Aimag	Sukhbaatar Donation to aimag's Development Fund /Monetary/	10,000.0	Sukhbaatar
Tsairtmineral LLC	2011.05.04	Aimag	Sukhbaatar Donation to aimag's Development Fund /Monetary/	200,000.0	Sukhbaatar
Tsairtmineral LLC	2011.06.29	Aimag	Donation to Governor Administration celebration of Naadam /Monetary/	7,000.0	Sukhbaatar

Company name	Date	Name of organization received donation and supporting	Comments	Amount (MNT'000)	Aimag
Tsairtmineral LLC	2011.06.10	Aimag	Donation of celebration of 80th Anniversary to Governor Administration /Monetary/	20,000.0	Dornogovi
Tsairtmineral LLC	2011.01.10	Sukhbaatar	Donation to support opening ceremony of construction /Monetary/	1,000.0	Sukhbaatar
Tsairtmineral LLC	2011.01.31	Sukhbaatar	Donation to support wrestle of Tsagaan sar/monetary/	684.0	Sukhbaatar
Tsairtmineral LLC	2011.05.04	Sukhbaatar	Donation to worship a mountain	4,000.0	Sukhbaatar
Tsairtmineral LLC	2011.06.28	Asgat	Donation to Governor Administration celebration of Naadam /Monetary/	1,000.0	Sukhbaatar
Tsairtmineral LLC	2011.06.29	Sukhbaatar	Donation to celebration of Naadam/Monetary/	2,000.0	Sukhbaatar
Tsairtmineral LLC	2011.06.29	Khalzan	Donation to Governor Administration celebration of Naadam /Monetary/	2,000.0	Sukhbaatar
Tsairtmineral LLC	2011.06.29	Bayandelger	Donation to Governor Administration celebration of Naadam /Monetary/	1,000.0	Sukhbaatar
Tsairtmineral LLC	2011.07.28	Sukhbaatar	Donation to make a documentary film /monetary/	1,000.0	Sukhbaatar
Tsairtmineral LLC	2011.11.22	Sukhbaatar	Donation to support wrestle /monetary/	1,000.0	Sukhbaatar
Tsairtmineral LLC	2011.04.26	FCAA	Donation /Monetary/	864.9	Ulaanbaatar
Tsairtmineral LLC	2011.05.10	FCAA	Donation to purchase an equipments /monetary//	4,000.0	Ulaanbaatar
Tsairtmineral LLC	2011.06.23	MNBTB	Donation to make a documentary film /monetary/	10,000.0	Ulaanbaatar
Tsairtmineral LLC	2011.06.06	MASM	Donation /Monetary/	1,000.0	Sukhbaatar
Tsairtmineral LLC	2011.10.17	FCAA	Donation /Monetary/	900.0	Ulaanbaatar
Tsairtmineral LLC	2011	Aimag	Donation /Monetary/	3,000.0	Sukhbaatar
Tsairtmineral LLC's sum				270,448.9	
Chingisiin khar alt LLC	2011.04.27	General Traffic Police Department	Donation /Monetary/	500.0	Ulaanbaatar
Chingisiin khar alt LLC	2011.07.20	Dalanjargalan	Donation to celebration of Naadam/Monetary/	500.0	Dornogovi
Chingisiin khar alt LLC	2011.07.25	Aimag	Donation /Monetary/	500.0	Dornogovi
Chingisiin khar alt LLC	2011.07.25	Aimag	Donation to Governor Administration celebration of Naadam /Monetary/	1,000.0	Dornogovi
Chingisiin khar alt LLC	2011.08.03	Aimag	Donation to Railway /Monetary/	500.0	Dornogovi
Chingisiin khar alt LLC	2011.09.07	Aimag	Donation /Monetary/	100.0	Dornogovi
Chingisiin khar alt LLC's sum				3,100.0	
Chin hua MAK nariin sukhait LLC	2011.06.27	MMRE	Donation /Monetary/	500.0	Ulaanbaatar
Chin hua MAK nariin sukhait LLC	2011.09.20	FIFTA	Donation /Monetary/	1,500.0	Ulaanbaatar
Chin hua MAK nariin sukhait LLC	2011.08.31	Aimag	Donation of water-cart to Governor administration to 80th Anniversary /Non-monetary/	24,753.4	Umnugovi
Chin hua MAK nariin sukhait LLC	2011.08.31	Aimag	Donation of ambulance car to Governor administration to 80th Anniversary /Non-monetary/	27,731.1	Umnugovi
Chin hua MAK nariin sukhait LLC	2011.07.05	Gurvan tes	Donation to celebration of Naadam/Monetary/	2,000.0	Umnugovi
Chin hua MAK nariin sukhait LLC	2011.11.04	Gurvan tes	Donation of coal 14t/Non-monetary/	193.2	Umnugovi
Chin hua MAK nariin sukhait LLC	2011.11.16	Gurvan tes	Donation of coal 5t/Non-monetary/	69.0	Umnugovi
Chin hua MAK nariin sukhait LLC	2011.12.18	Gurvan tes	Donation of coal 5t/Non-monetary/	69.0	Umnugovi
Chin hua MAK nariin sukhait LLC	2011.12.22	Gurvan tes	Donation of coal 14t/Non-monetary/	193.2	Umnugovi
Chin hua MAK nariin sukhait LLC	2011.01.02	Noyon	Donation of coal 15t/Non-monetary/	207.0	Umnugovi

Company name	Date	Name of organization received donation and supporting	Comments	Amount (MNT'000)	Aimags
Chin hua MAK nariin sukhait LLC	2011.01.12	Gurvan tes	Donation to Camel holiday /non-monetary/	1,926.0	Umnugovi
Chin hua MAK nariin sukhait LLC	2011.01.09	Sukhbaatar duureg	Donation to Governor administration /Monetary/	50.0	Ulaanbaatar
Chin hua MAK nariin sukhait LLC's sum				59,191.9	
Shanlun LLC	2011.07.07	MMRE	Donation /Monetary/	1,000.0	Ulaanbaatar
Shanlun LLC	2011.07.10	MMRE	Donation /Monetary/	500.0	Ulaanbaatar
Shanlun LLC	2011.03.31	Choibalsan	Donation to Governor administration /Monetary/	1,000.0	Dornod
Shanlun LLC	2011.07.18	Choibalsan	Donation to Governor administration /Monetary/	300.0	Dornod
Shanlun LLC	2011.08.22	Choibalsan	Donation to Governor administration /Monetary/	3,000.0	Dornod
Shanlun LLC	2011.07.19	Choibalsan	Donation to Governor administration /non-monetary/	7,000.0	Dornod
Shanlun LLC's sum				12,800.0	
Shar Narst LLC	2011.07.08	Aimag	Donation /Monetary/	4,000.0	Selenge
Shar Narst LLC	2011.09.19	Tushig	Donation /Monetary/	4,105.0	Selenge
Shar Narst LLC's sum				8,105.0	
Shariin gol JSC	2011.06.07	Sharin gol	Donation to purchase heart apparat /monetary/	500.0	Darkhan-Uul
Shariin gol JSC	2011.07.15	Aimag	Donation to celebration of 50th Anniversary /monetary/	25,000.0	Darkhan-Uul
Shariin gol JSC	2011.09.09	Sharin gol	Donation to support №2 kindergarten's activity /monetary/	500.0	Darkhan-Uul
Shariin gol JSC	2011	Sharin gol	Donation to Governor administration /Monetary/	2,004.0	Darkhan-Uul
Shariin gol JSC	2011	MAS	Donation /Monetary/	1,000.0	Ulaanbaatar
Shariin gol JSC	2011.11.30	Sharin gol	Donation to Cultural centre /monetary/	160.3	Darkhan-Uul
Shariin gol JSCsum				29,164.3	
Shivee Owoo JSC	2011.06.21	State-owned commission	Donation to 15th Anniversary /Monetary/	10,000.0	Ulaanbaatar
Shivee Owoo JSC	2011.01.14	MSE	Donation for 20th anniversary /Non-monetary/	5,000.0	Ulaanbaatar
Shivee Owoo JSC	2011	Mongolian Academy of Sciences	Donation /Monetary/	1,000.0	Ulaanbaatar
Shivee Owoo JSC	2011	Aimag	Donation to Governor administration /Monetary/	20,000.0	Govisumber
Shivee Owoo JSC	2011.12.02	Shivee Gobi	Donation /Monetary/	264.0	Govisumber
Shivee-Owoo JSC' s sum				36,264.0	
Shijir alt LLC	2011.03.15	Zaamar	Donation /Non-monetary/	17,366.0	Tuv
Shijir alt LLC's sum				17,366.0	
Shin shin LLC	2011.02.15	Sergelen	Donation /Monetary/	5,000.0	Dornod
Shin shin LLC	2011.04.20	Kherlen	Donation for 80th Anniversary /Monetary/	1,000.0	Dornod
Shin shin LLC	2011.05.29	Dashbalbar	Donation /Monetary/	1,000.0	Dornod
Shin shin LLC	2011.07.25	Kherlen	Donation /Monetary/	100.0	Dornod
Shin shin LLC	2011.07.30	Bayandun	Donation /Monetary/	500.0	Dornod
Shin shin LLC	2011.07.30	Dashbalbar	Donation /Monetary/	500.0	Dornod
Shin shin LLC	2011.07.30	Sergelen	Donation /Monetary/	1,000.0	Dornod
Shin shin LLC	2011.08.30	Bayandun	Donation /Monetary/	1,000.0	Dornod
Shin shin LLC	2011.09.20	Gurvan zagal	Donation /Monetary/	200.0	Dornod
Shin shin LLC	2011.06.20	FCAA	Donation of equipment /Non-monetary/	9,528.0	Ulaanbaatar
Shin shin LLC	2011.08.30	Aimag	Donation to Nature Environment Department /Monetary/	180.0	Dornod
Shin shin LLC	2011.07.30	Shuukh	Donation for 80th Anniversary of Court /Monetary/	2,000.0	Dornod
Shin shin LLC	2011.09.15	Mining Salvage Service	Donation for 60th anniversary /Monetary/	10,000.0	Ulaanbaatar

Company name	Date	Name of organization received donation and supporting	Comments	Amount (MNT'000)	Aimag
Shin shin LLC	2011.10.29	Kherlen	Donation of computer to bag №7 /Non-Monetary/	600.0	Dornod
Shin shin LLC	2011.07.18	Aimag	Donation to aimag's Development Fund /Monetary/	10,000.0	Dornod
Shin shin LLC's sum				42,608.0	
Shine Shivee LLC	2011.06.07	Aimag	Donation to Governor administration /Monetary/	10,000.0	Govisumber
Shine Shivee LLC	2011.07.21	Aimag	Donation to Governor Administration 20th Anniversary Monetary/	8,067.0	Govisumber
Shine Shivee LLC	2011.07.27	Aimag	Donation to Governor administration /Monetary/	20,000.0	Govisumber
Shine Shivee LLC	2011.07.01	Sumber	Donation to soum's 80th Anniversary Monetary/	5,000.0	Govisumber
Shine Shivee LLC	2011.07.04	Sumber	Donation to soum's 80th Anniversary Monetary/	2,000.0	Govisumber
Shine Shivee LLC	2011.07.06	Dalanjargalan	Donation of lighting /Non-monetary/	1,000.0	Dornogovi
Shine Shivee LLC	2011.09.13	Shivee Gobi	Donation of truck ZL20 to Governor Administration /Non-monetary/	14,000.0	Govisumber
Shine Shivee LLC	2011.11.09	Dalanjargalan	Donation of office furniture to Governor Administration /Non-monetary/	14,000.0	Dornogovi
Shine Shivee LLC's sum				74,067.0	
Sheiman LLC	2011.05.06	PAM	Donation for 70th anniversary /monetary/	12,666.3	Ulaanbaatar
Sheiman LLC	2011.05.27	PAM	Donation of awards to employees to Anniversary /monetary/	1,107.9	Ulaanbaatar
Sheiman LLC	2011.12.20	PAM	Donation /Monetary/	1,000.0	Ulaanbaatar
Sheiman LLC's sum				14,774.2	
APEX PRO LLC	2011.05.23	PAM	Donation for 70th anniversary /monetary/	10,000.0	Ulaanbaatar
APEX PRO LLC	2011.05.24	PAM	Donation for 70th anniversary /monetary/	2,250.0	Ulaanbaatar
APEX PRO LLC	2011.08.22	FIFTA	Donation to 15th Anniversary /Monetary/	500.0	Ulaanbaatar
APEX PRO LLC	2011.12.15	PAM	Donation to New Year /monetary/	5,000.0	Ulaanbaatar
APEX PRO LLC	2011.12.15	MMRE	Donation to New Year /monetary/	1,000.0	Ulaanbaatar
APEX PRO LLC's sum				18,750.0	
MCTT LLC	2011.05.21	Aimag	Donation for 70th anniversary /monetary/	2,000.0	Dundgovi
MCTT LLC	2011.07.05	Aimag	Donation for 20th anniversary /monetary/	5,000.0	Dundgovi
MCTT LLC	2011.07.08	Aimag	Donation to LSWA	1,200.0	Dundgovi
MCTT LLC	2011.12.09	Aimag	Donation to Police department	3,000.0	Dornogovi
MCTT LLC	2011.05.12	Sumber	Donation to bag №1, 80th Anniversary	2,500.0	Govisumber
MCTT LLC	2011.06.28	Bayanjargalan	Donation to Governor Administration /construction/	5,000.0	Dundgovi
MCTT LLC	2011.06.28	Bayanjargalan	Donation to Governor Administration /Naadam/	5,000.0	Dundgovi
MCTT LLC	2011.06.28	Bayanjargalan	Donation to Governor Administration /electric repair/	1,200.0	Dundgovi
MCTT LLC	2011.09.09	Aimag	Aimag development fund	2,000.0	Govisumber
MCTT LLC	2011.12.05	Aimag	Donation to State of Emergency	4,529.2	Dornogovi
MCTT LLC's sum				31,429.2	
Emeelt mines LLC	2011.07.28	Sergelen	Donation to Governor administration /Monetary/	2,000.0	Dornod
Emeelt mines LLC	2011.09.01	Bayandun	Donation /Non-monetary/	500.0	Dornod
Emeelt mines LLC's sum				2,500.0	
NPI LLC	2011.05.26	PAM	Donation /Monetary/	7,990.5	Ulaanbaatar
NPI LLC	2011.12.14	PAM	Donation /Monetary/	1,000.0	Ulaanbaatar
NPI LLC	2011	Bayan-Tumen	Donation /Monetary/	1,000.0	Dornod
NPI LLC	2011	Bayan-Tumen	Donation /Non-monetary/	896.0	Dornod
NPI LLC's sum				10,886.5	

Company name	Date	Name of organization received donation and supporting	Comments	Amount (MNT'000)	Aimag
Energy resource LLC	2011.05.06	Ministry of Finance	Donation /Monetary/	1,000.0	Ulaanbaatar
Energy resource LLC	2011.12.14	Ministry of Foreign Affairs	Donation /Monetary/	4,000.0	Ulaanbaatar
Energy resource LLC	2011.07.01	Aimag	Donation to Tax Authority/Monetary/	4,000.0	Umnugovi
Energy resource LLC	2011.11.01	Tsogtsetsii	Donation to Governor administration /non-monetary/	752.2	Umnugovi
Energy resource LLC	2011.10.01	Tsogtsetsii	Donation to Governor administration /non-monetary/	4,020.0	Umnugovi
Energy resource LLC	2011	Aimag	Donation of coal 40781ton to a thermal power station /non-monetary/	1,600,187.9	Umnugovi
Energy resource LLC	2011	Bayan-Ovoo	Donation of coal 40781ton /non-monetary/	112,006.1	Umnugovi
Energy resource LLC	2011.06.09	MSE	Donation /Monetary/	12,534.5	Ulaanbaatar
Energy resource LLC	2011.10.10	Mongolian Academy of Sciences	Donation for 100th anniversary /monetary/	500.0	Ulaanbaatar
Energy resource LLC	2011.10.20	Gashuun sukhait Custom	Donation /Monetary/	1,500.0	Umnugovi
Energy resource LLC	2011	Aimag	Donation /Monetary/	6,034.5	Umnugovi
Energy resource LLC's sum				1,746,535.2	
Erven khuder LLC	2011.03.22	Aimag	Donation to Aimag Development Fund /Monetary/	2,000.0	Sukhbaatar
Erven khuder LLC	2011.04.20	Sukhbaatar	Donation /Monetary/	1,000.0	Sukhbaatar
Erven khuder LLC's sum				3,000.0	
Erdenejas LLC	2011.03.30	Buren	Donation /Monetary/	1,000.0	Tuv
Erdenejas LLC	2011.10.01	Buren	Donation of deep well /Non-monetary/	3,000.0	Tuv
Erdenejas LLC	2011.10.01	Buren	Donation of deep well /Non-monetary/	11,000.0	Tuv
Erdenejas LLC	2011.02.11	Delgerkhaan	Donation /Monetary/	500.0	Tuv
Erdenejas LLC	2011.03.11	Altanbulag	Donation /Monetary/	250.0	Tuv
Erdenejas LLC	2011.02.23	Adaatsag	Donation /Monetary/	300.0	Dundgovi
Erdenejas LLC	2011.07.05	Erdenedalai	Donation /Monetary/	2,500.0	Dundgovi
Erdenejas LLC	2011.05.10	Bayan-Unjuul	Donation /Monetary/	3,000.0	Tuv
Erdenejas LLC	2011.07.07	Bayan-Unjuul	Donation /Monetary/	5,000.0	Tuv
Erdenejas LLC	2011.08.19	Bayan-Unjuul	Donation /Monetary/	2,000.0	Tuv
Erdenejas LLC	2011.07.28	Bayan-Unjuul	Donation of accomodation /Non-monetary/	20,000.0	Tuv
Erdenejas LLC	2011.08.08	Bayan-Unjuul	Donation of accomodation /Non-monetary/	5,000.0	Tuv
Erdenejas LLC	2011.09.08	Bayan-Unjuul	Donation of accomodation /Non-monetary/	5,000.0	Tuv
Erdenejas LLC	2011.11.09	Tolbo	Donation to watering /Non-monetary/	1,500.0	Bayan-Ulgii
Erdenejas LLC's sum				60,050.0	
Erdenes MGL LLC	2011.01.31	Tsogtsetsii	Donation to Governor administration /Monetary/	420.0	Umnugovi
Erdenes MGL LLC's sum				420.0	
Erdenet mining corporation LLC	2011.06.27	Aimag	Donation to local administration 35th Anniversary /Monetary/	10,000.0	Orkhon
Erdenet mining corporation LLC	2011.07.18	Aimag	Donation for 70th anniversary /Non-monetary/	50,000.0	Dundgovi
Erdenet mining corporation LLC	2011.07.18	General Police Department	Donation to investigation department /monetary/	15,000.0	Ulaanbaatar
Erdenet mining corporation LLC	2011.07.18	General Police Department	Donation to Police Department of UB /monetary/	15,000.0	Ulaanbaatar
Erdenet mining corporation LLC	2011.03.09	Teshig	Donation /Monetary/	10,000.0	Bulgan
Erdenet mining corporation LLC	2011	Teshig	Donation /Monetary/	10,000.0	Bulgan
Erdenet mining corporation LLC	2011.05.31	Khangal	Donation /Monetary/	4,500.0	Bulgan
Erdenet mining corporation LLC	2011.01.31	Aimag	Donation to border troops /non-monetary/	545.0	Khvsgul
Erdenet mining corporation LLC	2011.07.22	Teshig	Donation to soum's 80th anniversary /monetary/	3,000.0	Bulgan
Erdenet mining corporation LLC	2011.07.07	Aimag	Donation to Police Department 35th Anniversary /Monetary/	15,000.0	Orkhon
Erdenet mining corporation LLC	2011.10.12	Aimag	Donation to №14 school	200.0	Orkhon

Company name	Date	Name of organization received donation and supporting	Comments	Amount (MNT'000)	Aimag
LLC					
Erdenet mining corporation LLC	2011.12.16	Aimag	Donation to crown agent /Monetary/	8,000.0	Orkhon
Erdenet mining corporation LLC	2011.06.30	MMRE	Donation /Monetary/	1,500.0	Ulaanbaatar
Erdenet mining corporation LLC	2011.06.23	State-owned commission	Donation /Monetary/	100,000.0	Ulaanbaatar
Erdenet mining corporation LLC	2011.02.28	State-owned commission	Donation of vehicle /Non-monetary/	343,208.3	Ulaanbaatar
Erdenet mining corporation LLC	2011.11.30	Central Customs Laboratory	Donation /Non-monetary/	23,652.1	Ulaanbaatar
Erdenet mining corporation LLC	2011.12.15	Ministry of Finance	Donation for 100th anniversary /monetary/	5,000.0	Ulaanbaatar
Erdenet mining corporation LLC	2011.12.31	Ministry of Finance	Donation for 100th anniversary /monetary/	15,000.0	Ulaanbaatar
Erdenet mining corporation LLC	2011.10.05	Mongolian Academy of Sciences	Donation to support lection of "Foundation of young scholars"/monetary/	30,000.0	Ulaanbaatar
Erdenet mining corporation LLC's sum				659,605.4	
Erdes Holding LLC	2011.04.22	Khuder	Donation Soum's Development Fund	20,000.0	Selenge
Erdes Holding LLC	2011.05.06	Khuder	Donation Soum's Development Fund	6,000.0	Selenge
Erdes Holding LLC	2011.06.22	Khuder	Donation Soum's Development Fund	6,000.0	Selenge
Erdes Holding LLC	2011.10.20	Khuder	Donation Soum's Development Fund	10,000.0	Selenge
Erdes Holding LLC's sum				42,000.0	
Erel LLC	2011.09.14	Aimag	Donation to Police Department /Monetary/	500.0	Darkhan-Uul
Erel LLC	2011.06.02	Aimag	Donation to Governor Administration /Monetary/	2,000.0	Domogovi
Erel LLC's sum				2,500.0	
Total				26,945,139.7	

Appendix S. Donation and support-(Aimag, Capital city, soum, district)

1. Ulaanbaatar city

Aimag	Name of organization received donation and supporting	Description	Date	Donation	Amount (MNT'000)	Name of company	Donation Receipt Confirmation		
							Confirmed	Unconfirmed	Comment
Ulaanbaatar	MRA	Donation	2011.09.21	6,000.0	6,000.0	Dun yuan LLC	6,000.0		
Ulaanbaatar	MRA	Donation /Monetary/	2011.09.22	4,800.0	4,800.0	Mo En Ko LLC	4,800.0		
Ulaanbaatar	Bagakhangai	Monetary donation to Police Department	2011.10.22	400.0	400.0	Taats Murun LLC	400.0		
Ulaanbaatar	20 khoroo, Bayangol district	Donation	2011.05.19	100.0	100.0	Dun yuan LLC	100.0		
Ulaanbaatar	20 khoroo, Bayangol district	Donation	2011.03.10	1,000.0	1,000.0	Gatsuurt LLC	1,000.0		
Ulaanbaatar	4 khoroo, Bayanzurkh district	Donation	2011.06.10	50.0	50.0	Gurvantukhum LLC	50.0		
Ulaanbaatar	4 khoroo, Bayanzurkh district	Donation	2011.10.12	143.0	143.0	Gurvantukhum LLC	143.0		
Ulaanbaatar	Central Customs Laboratory	Donation /Non-monetary/	2011.11.30	23,652.1	23,652.1	Erdenet mining corporation LLC	23,652.1		
Ulaanbaatar	FIFTA	Donation /Monetary/	2011.08.22	500.0	500.0	Zon Hen Yu Tian LLC	500.0		
Ulaanbaatar	FIFTA	Donation /Monetary/	2011.09.08	500.0	500.0	QJX Mongol LLC	500.0		
Ulaanbaatar	FIFTA	Donation	2011.09.19	800.0	800.0	Golden Sea Petroleum LLC	800.0		
Ulaanbaatar	FIFTA	Donation	2011.07.08	3,000.0	3,000.0	Dun yuan LLC	3,000.0		
Ulaanbaatar	FIFTA	Donation /Monetary/	2011.09.20	1,500.0	1,500.0	Chinhua MAK nariin suhait LLC	1,500.0		
Ulaanbaatar	FIFTA	Donation to 15th Anniversary /Monetary/	2011.08.22	500.0	500.0	EPIXPRO LLC	500.0		
Ulaanbaatar	FIFTA	Donation /Monetary/	2011.10.10	7,000.0	7,000.0	Petro matad LLC	7,000.0		
Ulaanbaatar	PAM	Donation /Monetary/	2011.01.03	2,519.6	2,519.6	Zon Hen Yu Tian LLC	2,519.6		
Ulaanbaatar	PAM	Donation /Monetary/	2011.05.23	10,000.0	10,000.0	Zon Hen Yu Tian LLC	10,000.0		
Ulaanbaatar	PAM	Donation /Monetary/	2011.05.24	2,250.0	2,250.0	Zon Hen Yu Tian LLC	2,250.0		

Aimag	Name of organization received donation and supporting	Description	Date	Donation	Amount (MNT'000)	Name of company	Donation Receipt Confirmation		
							Confirmed	Unconfirmed	Comment
Ulaanbaatar	PAM	Donation /Monetary/	2011.07.05	100.0	100.0	Zon Hen Yu Tian LLC	100.0		
Ulaanbaatar	PAM	Donation /Monetary/	2011.12.15	5,000.0	5,000.0	Zon Hen Yu Tian LLC	5,000.0		
Ulaanbaatar	PAM	Donation /Monetary/	2011.05.04	10,000.0	10,000.0	Petro matad LLC	10,000.0		
Ulaanbaatar	PAM	Donation /Monetary/	2011.05.26	2,293.0	2,293.0	Petro matad LLC	2,293.0		
Ulaanbaatar	PAM	Donation /Monetary/	2011.12.22	2,500.0	2,500.0	Petro matad LLC	2,500.0		
Ulaanbaatar	PAM	Donation /Monetary/	2011-05	61,976.0	61,976.0	Petro China Dachin Tamsag LLC	61,976.0		
Ulaanbaatar	PAM	Donation / Monetary/	2011-09	3,800.0	3,800.0	Petro China Dachin Tamsag LLC	3,800.0		
Ulaanbaatar	PAM	Donation / Monetary/	2011-12	13,754.5	13,754.5	Petro China Dachin Tamsag LLC	13,754.5		
Ulaanbaatar	PAM	Donation to celebration of New Year	2011.12.14	2,000.0	2,000.0	Sansariin geologi haiguul LLC	2,000.0		
Ulaanbaatar	PAM	Donation	2011.05.26	35,169.4	35,169.4	Dongsheng Petroleum LLC	35,169.4		
Ulaanbaatar	PAM	Donation for 70th Anniversary /Monetary/	2011.05.06	12,666.3	12,666.3	Sheiman LLC	12,666.3		
Ulaanbaatar	PAM	Donation of awards to employees to Anniversary /monetary/	2011.05.27	1,107.9	1,107.9	Sheiman LLC	1,107.9		
Ulaanbaatar	PAM	Donation /Monetary/	2011.12.20	1,000.0	1,000.0	Sheiman LLC	1,000.0		
Ulaanbaatar	PAM	Donation for 70th Anniversary /Monetary/	2011.05.23	10,000.0	10,000.0	EPIXPRO LLC	10,000.0		
Ulaanbaatar	PAM	Donation for 70th Anniversary /Monetary/	2011.05.24	2,250.0	2,250.0	EPIXPRO LLC	2,250.0		
Ulaanbaatar	PAM	Donation to New Year /monetary/	2011.12.15	5,000.0	5,000.0	EPIXPRO LLC	5,000.0		
Ulaanbaatar	PAM	Donation /Monetary/	2011.05.26	7,990.5	7,990.5	NPI LLC	7,990.5		
Ulaanbaatar	PAM	Donation /Monetary/	2011.12.14	1,000.0	1,000.0	NPI LLC	1,000.0		
Ulaanbaatar	PAM	Donation /Monetary/	2011	2,500.0	2,500.0	Magnai Trade LLC	2,500.0		
Ulaanbaatar	PAM	Donation	2011.04.01	6,000.0	6,000.0	Golden Sea Petroleum LLC	6,000.0		
Ulaanbaatar	PAM	Donation	2011.05.09	25,052.6	25,052.6	Golden Sea Petroleum LLC	25,052.6		

Aimag	Name of organization received donation and supporting	Description	Date	Donation	Amount (MNT'000)	Name of company	Donation Receipt Confirmation		
							Confirmed	Unconfirmed	Comment
Ulaanbaatar	PAM	Donation	2011.05.30	600.0	600.0	Golden Sea Petroleum LLC	600.0		
Ulaanbaatar	PAM	Donation	2011.12.01	5,480.0	5,480.0	Golden Sea Petroleum LLC	5,480.0		
Ulaanbaatar	PAM	Donation for 70th Anniversary /Monetary/	2011.05.20	18,321.6	18,321.6	Gobi Energy Partners LLC	18,321.6		
Ulaanbaatar	PAM	Donation for 70th Anniversary	2011.05.27		-	Gobi Energy Partners LLC			
Ulaanbaatar	PAM	Donation for 70th Anniversary /Monetary/	2011.05.24	12,210.5	12,210.5	MCS petro mongolia LLC	12,210.5		
Ulaanbaatar	PAM	Donation for New Year	2011.12.15	3,000.0	3,000.0	MCS petro mongolia LLC	3,000.0		
Ulaanbaatar	PAM	Donation /Khusliin Undaa 408 drinks/	2011.12.16	244.8	244.8	MCS petro mongolia LLC	244.8		
Ulaanbaatar	PAM	Donation /Chinggis 0.75l vodka, 60 bottles/	2011.12.17	685.2	685.2	MCS petro mongolia LLC	685.2		
Ulaanbaatar	PAM	Donation /Tiger, Sengur beers, 200 bottles/	2011.12.16	223.7	223.7	MCS petro mongolia LLC	223.7		
Ulaanbaatar	FCAA	Donation	2011.11.18	5,860.8	5,860.8	Mo En Ko LLC	5,860.8		
Ulaanbaatar	FCAA	Donation for 10th Anniversary	2011.10.26	5,000.0	5,000.0	Oyu tolgoi LLC	5,000.0		
Ulaanbaatar	FCAA	Donation for 10th Anniversary	2011.11.04	1,500.0	1,500.0	South Gobi Sands LLC	1,500.0		
Ulaanbaatar	FCAA	Donation	2011.11.25	2,000.0	2,000.0	Western Prospector Mongolia LLC	2,000.0		
Ulaanbaatar	FCAA	Donation /Monetary/	2011.04.26	864.9	864.9	Tsairtmineral LLC	864.9		
Ulaanbaatar	FCAA	Donation to purchase an equipments /monetary//	2011.05.10	4,000.0	4,000.0	Tsairtmineral LLC	4,000.0		
Ulaanbaatar	FCAA	Donation /Monetary/	2011.10.17	900.0	900.0	Tsairtmineral LLC	900.0		
Ulaanbaatar	FCAA	Donation of equipment /Non-monetary/	2011.06.20	9,528.0	9,528.0	Shini shini LLC		9,528.0	
Ulaanbaatar	FCAA	Donation /Non-monetary/	2011.05.09	9,528.0	9,528.0	Zon Hen Yu Tian LLC	9,528.0		

Aimag	Name of organization received donation and supporting	Description	Date	Donation	Amount (MNT'000)	Name of company	Donation Receipt Confirmation		
							Confirmed	Unconfirmed	Comment
Ulaanbaatar	FCAA	Donation / Non-monetary/	2011.11.01	2,525.0	2,525.0	Cupcorp Mongolia LLC	2,525.0		
Ulaanbaatar	FCAA	Donation /Non-monetary/	2011-05	19,056.0	19,056.0	Petro China Dachin Tamsag LLC	19,056.0		
Ulaanbaatar	FCAA	Donation /Monetary/	2011-12	9,000.0	9,000.0	Petro China Dachin Tamsag LLC	9,000.0		
Ulaanbaatar	Ministry of Toeign Affairs	Donation /Monetary/	2011.03.24	10,000.0	10,000.0	Mon polimet LLC	10,000.0		
Ulaanbaatar	Ministry of Toeign Affairs	Donation /Monetary/	2011.12.14	4,000.0	4,000.0	Energy resourse LLC	4,000.0		
Ulaanbaatar	General Traffic Police Department	Monetary donation	2011.04.21	1,000.0	1,000.0	Oyu tolgoi LLC	1,000.0		
Ulaanbaatar	General Traffic Police Department	Donation /Monetary/	2011.04.27	500.0	500.0	Chingisiin khar alt LLC	500.0		
Ulaanbaatar	MSE	Donation for 20th anniversary /Non-monetary/	2011.01.14	5,000.0	5,000.0	Shivee-Ovoo JSC	5,000.0		
Ulaanbaatar	MSE	Donation /Monetary/	2011.06.09	12,534.5	12,534.5	Energy resourse LLC	12,534.5		
Ulaanbaatar	MNBTB	Non-monetary donation	2011.06.29	4,938.0	4,938.0	Oyu tolgoi LLC	4,938.0		
Ulaanbaatar	MNBTB	Donation to make a documentary film /monetary/	2011.06.23	10,000.0	10,000.0	Tsairtmineral LLC	10,000.0		
Ulaanbaatar	SPIA	Toyota LC-200 petrol, automatic	2011.10.05	99,799.2	99,799.2	Oyu tolgoi LLC	99,799.2		
Ulaanbaatar	SPIA	Toyota LC 200 petrol manual	2011.10.05	114,000.0	114,000.0	Oyu tolgoi LLC	114,000.0		
Ulaanbaatar	Vocational Education Training Centre	Apprenticeship programme	2011.03.07	662,453.2	662,453.2	Oyu tolgoi LLC	662,453.2		
Ulaanbaatar	Vocational Education Training Centre	Apprenticeship programme	2011.04.11	448,500.0	448,500.0	Oyu tolgoi LLC	448,500.0		
Ulaanbaatar	Vocational Education Training Centre	Apprenticeship programme	2011.06.10	124,200.0	124,200.0	Oyu tolgoi LLC	124,200.0		
Ulaanbaatar	Vocational Education Training Centre	Apprenticeship programme	2011.07.10	1,691.1	1,691.1	Oyu tolgoi LLC	1,691.1		
Ulaanbaatar	Vocational Education Training Centre	Apprenticeship programme	2011.07.10	1,043,260.0	1,043,260.0	Oyu tolgoi LLC	1,043,260.0		
Ulaanbaatar	Vocational Education Training Centre	Apprenticeship programme	2011.07.22	149,500.0	149,500.0	Oyu tolgoi LLC	149,500.0		

Aimag	Name of organization received donation and supporting	Description	Date	Donation	Amount (MNT'000)	Name of company	Donation Receipt Confirmation		
							Confirmed	Unconfirmed	Comment
Ulaanbaatar	Vocational Education Training Centre	Apprenticeship programme	2011.08.10	32,457.6	32,457.6	Oyu tolgoi LLC	32,457.6		
Ulaanbaatar	Vocational Education Training Centre	Apprenticeship programme	2011.09.28	2,254.7	2,254.7	Oyu tolgoi LLC	2,254.7		
Ulaanbaatar	Vocational Education Training Centre	Apprenticeship programme	2011.10.27	299,000.0	299,000.0	Oyu tolgoi LLC	299,000.0		
Ulaanbaatar	Vocational Education Training Centre	Apprenticeship programme	2011.12.01	279,367.6	279,367.6	Oyu tolgoi LLC	279,367.6		
Ulaanbaatar	Vocational Education Training Centre	Apprenticeship programme	2011.12.08	12,300.0	12,300.0	Oyu tolgoi LLC	12,300.0		
Ulaanbaatar	Vocational Education Training Centre	Apprenticeship programme	2011.12.08	1,043,259.9	1,043,259.9	Oyu tolgoi LLC	1,043,259.9		
Ulaanbaatar	Capital	Donation to Governor Administration	2011.02.28	8,950.0	8,950.0	Sod gazar LLC		8,950.0	
Ulaanbaatar	RTA	Donation to celebration of New Year	2011.12.06	500.0	500.0	AUM LLC		500.0	
Ulaanbaatar	Investment authority of Ulaanbaatar /№1 maternity house/	Sponsorship of construction	2011.06.26	1,963,000.0	1,963,000.0	Boroo Gold LLC	1,963,000.0		
Ulaanbaatar	Investment authority of Ulaanbaatar /№1 maternity house/	Sponsorship of construction	2011.06.26	37,000.0	37,000.0	Boroo Gold LLC	37,000.0		
Ulaanbaatar	Investment authority of Ulaanbaatar /№1 maternity house/	Sponsorship of construction	2011.09.20	1,200,000.0	1,200,000.0	Boroo Gold LLC	1,200,000.0		
Ulaanbaatar	Investment authority of Ulaanbaatar /№1 maternity house/	Donation for staffs salary of construction and projects	2011.09.20	91,609.0	91,609.0	Boroo Gold LLC	91,609.0		
Ulaanbaatar	Ministry of Finance	Donation /Monetary/	2011.05.06	1,000.0	1,000.0	Energy resource LLC	1,000.0		
Ulaanbaatar	Ministry of Finance	Donation for 100th anniversary /monetary/	2011.12.15	5,000.0	5,000.0	Erdenet mining corporation LLC	5,000.0		
Ulaanbaatar	Ministry of Finance	Donation for 100th anniversary of first 5 ministries have become /monetary/	2011.12.31	15,000.0	15,000.0	Erdenet mining corporation LLC	15,000.0		

Aimag	Name of organization received donation and supporting	Description	Date	Donation	Amount (MNT'000)	Name of company	Donation Receipt Confirmation		
							Confirmed	Unconfirmed	Comment
Ulaanbaatar	Sukhbaatar district	Donation to Governor administration /Monetary/	2011.01.09	50.0	50.0	Chinhua MAK nariin suhait LLC	50.0		
Ulaanbaatar	MASM	Donation to make a web-site	2011.0dsb2zsdd 36yhkj8.25	1,000.0	1,000.0	South Gobi Sands LLC	1,000.0		
Ulaanbaatar	Sukhbaatar district	Donation to Healthcare Society	2011.05.11	1,000.0	1,000.0	Gatsuurt LLC	1,000.0		
Ulaanbaatar	State property committee	Donation for 15th Anniversary /Monetary/	2011.06.21	10,000.0	10,000.0	Shivee-Ovoo JSC	10,000.0		
Ulaanbaatar	State property committee	Donation /Monetary/	2011.06.23	100,000.0	100,000.0	Erdenet mining corporation LLC	100,000.0		
Ulaanbaatar	State property committee	Donation of vehicle /Non-monetary/	2011.02.28	343,208.3	343,208.3	Erdenet mining corporation LLC	343,208.3		
Ulaanbaatar	Mining Salvage Service	Donation for 60th Anniversary /Monetary/	2011.09.15	10,000.0	10,000.0	Shini shini LLC	10,000.0		
Ulaanbaatar	Mining Salvage Service	Monetary donation	2011.09.05	300.0	300.0	Tugrug nuuriin energy LLC	300.0		
Ulaanbaatar	Mining Salvage Service	Monetary Donation	2011.09.01	10,000.0	10,000.0	Redhill Mongolia LLC	10,000.0		
Ulaanbaatar	Mining Salvage Service	for 60th anniversary Donation	2011.06.20	300.0	300.0	Olon Ovoot Gold LLC	300.0		
Ulaanbaatar	Jargalan	Donation to support guidebook printing	2011.04.21	5,000.0	5,000.0	Ten hun LLC	5,000.0		
Ulaanbaatar	Children Care Centre	Furniture /non-monetary/	2011.10.19	161.1	161.1	Peabody-Winsway resources LLC	161.1		
Ulaanbaatar	Children Care Centre	Donation /Non-monetary/	2011.11.30	1,408.0	1,408.0	Kojegobi LLC	1,408.0		
Ulaanbaatar	Children Care Centre	Donation /Non-monetary/	2011.11.08	5,520.0	5,520.0	Kojegobi LLC	5,520.0		
Ulaanbaatar	Children Care Centre	Donation /Non-monetary/	2011.11.18	2,015.0	2,015.0	Kojegobi LLC	2,015.0		
Ulaanbaatar	LSWA	Apprenticeship programme	2011.02.25	1,135,464.0	1,135,464.0	Oyu tolgoi LLC	1,135,464.0		
Ulaanbaatar	LSWA	Apprenticeship programme	2011.03.18	630,297.3	630,297.3	Oyu tolgoi LLC	630,297.3		
Ulaanbaatar	LSWA	Apprenticeship programme	2011.03.31	1,746,906.0	1,746,906.0	Oyu tolgoi LLC	1,746,906.0		

Aimag	Name of organization received donation and supporting	Description	Date	Donation	Amount (MNT'000)	Name of company	Donation Receipt Confirmation		
							Confirmed	Unconfirmed	Comment
Ulaanbaatar	LSWA	Apprenticeship programme	2011.05.26	357,296.5	357,296.5	Oyu tolgoi LLC	357,296.5		
Ulaanbaatar	LSWA	Apprenticeship programme	2011.10.26	584,175.0	584,175.0	Oyu tolgoi LLC	584,175.0		
Ulaanbaatar	LSWA	Apprenticeship programme	2011.12.13	1,373,239.2	1,373,239.2	Oyu tolgoi LLC	1,373,239.2		
Ulaanbaatar	LSWA	To cost of employers discussion	2011.10.17	52,520.9	52,520.9	Oyu tolgoi LLC	52,520.9		
Ulaanbaatar	LSWA	Donation to LSWA	2011.05.20	100.0	100.0	Ten hun LLC	100.0		
Ulaanbaatar	General Police Department	Donation	2011.09.01	1,000.0	1,000.0	Dun yuan LLC	1,000.0		
Ulaanbaatar	General Police Department	Donation to Investigation Department of Ulaanbaatar/Monetary/	2011.07.18	15,000.0	15,000.0	Erdenet mining corporation LLC	15,000.0		
Ulaanbaatar	General Police Department	Donation to Police Department of UB /monetary/	2011.07.18	15,000.0	15,000.0	Erdenet mining corporation LLC	15,000.0		
Ulaanbaatar	Mongolian Academy of Sciences	Donation	2011.11.01	1,000.0	1,000.0	Baganuur JSC	1,000.0		
Ulaanbaatar	Mongolian Academy of Sciences	Donation /Monetary/	2011	1,000.0	1,000.0	Shivee-Ovoo JSC	1,000.0		
Ulaanbaatar	Mongolian Academy of Sciences	100 жилийн Donation to Anniversary /Monetary/	2011.10.10	500.0	500.0	Energy resource LLC	500.0		
Ulaanbaatar	Mongolian Academy of Sciences	Donation to support lection of "Foundation of young scholars "/monetary/	2011.10.05	30,000.0	30,000.0	Erdenet mining corporation LLC	30,000.0		
Ulaanbaatar	Mongolian Academy of Sciences	Donation /Monetary/	2011	1,000.0	1,000.0	Sharin gol LC	1,000.0		
Ulaanbaatar	MMRE	Donation /Monetary/	2011-12	5,000.0	5,000.0	Petro China Dachin Tamsag LLC	5,000.0		
Ulaanbaatar	MMRE	Donation for 60th anniversary of a salvage group of Mineral Industry	2011.06.16	9,380.0	9,380.0	Boroo Gold LLC	9,380.0		
Ulaanbaatar	MMRE	Monetary donation	2011.07.06	5,000.0	5,000.0	Ten hun LLC	5,000.0		
Ulaanbaatar	MMRE	Donation /Monetary/	2011.06.27	500.0	500.0	Chinhua MAK nariin suhait LLC	500.0		
Ulaanbaatar	MMRE	Donation /Monetary/	2011.07.07	1,000.0	1,000.0	Shanlun LLC	1,000.0		

Aimag	Name of organization received donation and supporting	Description	Date	Donation	Amount (MNT'000)	Name of company	Donation Receipt Confirmation		
							Confirmed	Unconfirmed	Comment
Ulaanbaatar	MMRE	Donation /Monetary/	2011.07.10	500.0	500.0	Shanlun LLC	500.0		
Ulaanbaatar	MMRE	Donation to New Year /monetary/	2011.12.15	1,000.0	1,000.0	EPIXPRO LLC	1,000.0		
Ulaanbaatar	MMRE	Donation /Monetary/	2011.06.30	1,500.0	1,500.0	Erdenet mining corporation LLC	1,500.0		
Ulaanbaatar	MMRE	Donation /Monetary/	2011.05.23	2,000.0	2,000.0	Mo En Ko LLC	2,000.0		
Ulaanbaatar	MMRE	Donation /Monetary/	2011.09.01	2,000.0	2,000.0	Mo En Ko LLC		2,000.0	
Total				14,530,819.6	14,530,819.6	-	14,509,841.6	20,978.0	

2. Arkhangai aimag

№	Soum	Description	Date	Total			Amount (MNT'000)	Name of company	Donation Receipt Confirmation		
				Tax, fee, charge and penalty	Contribution at rate of 50% to Environment protection special account	Donation			Confirmed	Unconfirmed	Comment
1	Aimag	Land fee	2011.05.12	1.3			1.3	Magnai Trade LLC	1.3		
2	Aimag	Land fee	2011.11.10	24.0			24.0	Magnai Trade LLC	24.0		
3	Aimag	Land fee	2011.12.07	12.0			12.0	Magnai Trade LLC	12.0		
4	Aimag	Immovable property tax	2011.06.23	3,675.7			3,675.7	Beren Mining LLC	3,675.7		
5	Aimag	Immovable property tax	2011.10.03	4,500.4			4,500.4	Beren Mining LLC	4,500.4		
6	Tuvshruulekh	Water and mineral water use fee	2011.03.04	3,881.9			3,881.9	Beren Mining LLC	3,881.9		
7	Tuvshruulekh	Water and mineral water use fee	2011.03.31	9,622.8			9,622.8	Beren Mining LLC	9,622.8		
8	Tuvshruulekh	Donation to Governor Administration for 70th Anniversary	2011.02.28			50,000.0	50,000.0	Beren Mining LLC	50,000.0		
9	Khangai	MNE deposit	2011.09.22		500.0		500.0	Bumbat Resources LLC	500.0		
10	Chuluut	MNE deposit	2011.03.09		50.0		50.0	FMI LLC	50.0		
	Total			21,718.1	550.0	50,000.0	72,268.1		72,268.1		

3. Bayan-Ulgii aimag

№	Soum	Description	Date	Total			Amount (MNT'000)	Name of company	Donation Receipt Confirmation		
				Tax, fee, charge and penalty	Contribution at rate of 50% to Environment protection special account	Donation			Confirmed	Unconfirmed	Comment
1	Aimag	Donation to Governor Administration /Monetary/	2011			1,200.0	1,200.0	Cazmon Contact LLC		1,200.0	Replied that not received.
2	Aimag	Water and mineral water use fee	2011.11.29	400.0			400.0	Geomon LLC		400.0	Replied that not received it in bank account.
3	Aimag	Water and mineral water use fee	2011.12.09	100.0			100.0	Geomon LLC		100.0	Replied that not received it in bank account.
4	Aimag	Water and mineral water use fee	2011.12.09	100.0			100.0	Geomon LLC		100.0	Replied that not received it in bank account.
5	Aimag	Donation to Governor Administration for Environment protection foundation	2011.01.06			200.0	200.0	Geomon LLC	200.0		
6	Aimag	Donation to Governor Administration for Environment protection foundation	2011.01.12			100.0	100.0	Geomon LLC	100.0		
7	Aimag	Donation to Governor Administration for Environment protection foundation	2011.10.05			250.0	250.0	Geomon LLC	250.0		
8	Aimag	Immovable property tax	2011.09.24	440.0			440.0	Khotgor LLC	440.0		
9	Aimag	Immovable property tax	2011.11.30	172.1			172.1	Khotgor LLC	172.1		
10	Aimag	Automobile and self-moving Vehicle tax	2011.04.21	434.1			434.1	Khotgor LLC	434.1		

№	Soum	Description	Date	Total			Amount (MNT'000)	Name of company	Donation Receipt Confirmation		
				Tax, fee, charge and penalty	Contribution at rate of 50% to Environment protection special account	Donation			Confirmed	Unconfirmed	Comment
11	Aimag	Water and mineral water use fee	2011.02.07	60.0			60.0	Khotgor LLC	60.0		
12	Aimag	Automobile and self-moving Vehicle tax	2011.04.21	434.1			434.1	Khotgor LLC	434.1		
13	Bugat	MNE deposit	2011.06.27		150.0		150.0	Ikh Mongol Mining LLC	150.0		
14	Bugat	MNE deposit	2011.09.30		100.0		100.0	Erdenejas LLC	100.0		
15	Nogoonnuur	Donation to Governor Administration /Non-monetary/	2011.06.14			2,000.0	2,000.0	Cazmon Contact LLC	2,000.0		
16	Nogoonnuur	Donation to Governor Administration /Monetary/	2011.09.21			3,000.0	3,000.0	Cazmon Contact LLC	3,000.0		
17	Sagsai	MNE deposit	2011.11.04		200.0		200.0	Berkh Resources LLC		200.0	
18	Sagsai	MNE deposit	2011.11.05		200.0		200.0	Berkh Resources LLC	200.0		
19	Sagsai	MNE deposit	2011.09.26		100.0		100.0	Erdenejas LLC	100.0		
20	Tolbo	Donation to watering /Non-monetary/	2011.11.09			1,500.0	1,500.0	Erdenejas LLC	1,500.0		
21	Tolbo	MNE deposit	2011.09.03		200.0		200.0	Erdenejas LLC	200.0		
22	Tolbo	MNE deposit	2011.09.03		500.0		500.0	Erdenejas LLC	500.0		
23	Tolbo	MNE deposit	2011.09.03		100.0		100.0	Erdenejas LLC	100.0		
	Total			2,140.3	1,550.0	8,250.0	11,940.3		9,940.3	2,000.0	

4. Bayankhongor aimag

№	Soum	Description	Date	Total			Amount (MNT'000)	Name of company	Donation Receipt Confirmation		
				Tax, fee, charge and penalty	Contribution at rate of 50% to Environment protection special account	Donation			Confirmed	Unconfirmed	Comment
1	Aimag	Land fee	2011.11.10	650.4			650.4	Magnai Trade LLC	650.4		
2	Aimag	Donation to Governor Administration /Monetary/	2011			10,000.0	10,000.0	Mongolbulgargeo LLC	10,000.0		
3	Aimag	Social and Health Insurance	2011	92,233.5			92,233.5	Mongolbulgargeo LLC	92,233.5		
4	Aimag	Automobile and self-moving Vehicle tax	2011.09.10	1,371.0			1,371.0	Mongolbulgargeo LLC	1,371.0		
5	Aimag	Land fee	2011.03.18	2,279.0			2,279.0	Mongolbulgargeo LLC	2,279.0		
6	Aimag	Water and mineral water use fee	2011.06.14	5,510.6			5,510.6	Mongolbulgargeo LLC	5,510.6		
7	Aimag	Donation to Governor Administration /Monetary/	2011.05.10			30,000.0	30,000.0	Odod Gold LLC	30,000.0		
8	Aimag	Donation to Governor Administration /Monetary/	2011.06.27			30,000.0	30,000.0	Odod Gold LLC	30,000.0		
9	Aimag	Donation to Governor Administration /Monetary/	2011.09.28			40,000.0	40,000.0	Odod Gold LLC	40,000.0		
10	Aimag	Donation to MNE	2011.05.10			2,000.0	2,000.0	Odod Gold LLC	2,000.0		
11	Aimag	Donation to Governor Administration / Non-monetary/	2011.04.11			3,200.0	3,200.0	Odod Gold LLC	3,200.0		
12	Aimag	Donation to Governor Administration / Non-monetary/	2011.05.06			6,200.0	6,200.0	Odod Gold LLC	6,200.0		
13	Aimag	Donation to Governor Administration / Non-monetary/	2011.07.30			5,400.0	5,400.0	Odod Gold LLC	5,400.0		

№	Soum	Description	Date	Total			Amount (MNT'000)	Name of company	Donation Receipt Confirmation		
				Tax, fee, charge and penalty	Contribution at rate of 50% to Environment protection special account	Donation			Confirmed	Unconfirmed	Comment
14	Aimag	Donation to Governor Administration / Non-monetary/	2011.09.10			7,000.0	7,000.0	Odod Gold LLC	7,000.0		
15	Aimag	Donation to celebration of 70th Anniversary /Monetary/	2011			20,000.0	20,000.0	Khanshijir LLC	20,000.0		
16	Aimag	Donation to Governor Administration	2011.07.05			10,000.0	10,000.0	Andiin temuulel LLC	10,000.0		
17	Aimag	Land fee	2011.12.06	800.0			800.0	Andiin temuulel LLC	800.0		
18	Aimag	Water and mineral water use fee	2011.06.13	3,550.0			3,550.0	Andiin temuulel LLC	3,550.0		
19	Aimag	Water and mineral water use fee	2011.11.26	4,000.0			4,000.0	Andiin temuulel LLC	4,000.0		
20	Aimag	Water and mineral water use fee	2011.12.06	4,000.0			4,000.0	Andiin temuulel LLC	4,000.0		
21	Aimag	MNE deposit	2011		5,000.0		5,000.0	Andiin temuulel LLC	5,000.0		
22	Aimag	Support to Uguuj Fund to training cost	2011.06.17			750.0	750.0	Jump Alt LLC	750.0		
23	Aimag	According the cooperation contract	2011.07.21			20,000.0	20,000.0	Jump Alt LLC	20,000.0		
24	Aimag	Water and mineral water use fee	2011.06.07	4,000.0			4,000.0	Jump Alt LLC	4,000.0		
25	Aimag	Water and mineral water use fee	2011.07.22	3,500.0			3,500.0	Jump Alt LLC	3,500.0		
26	Aimag	Water and mineral water use fee	2011.08.24	3,142.3			3,142.3	Jump Alt LLC	3,142.3		
27	Aimag	Donation to Governor Administration	2011.04.29			5,000.0	5,000.0	Bayalag ord LLC	5,000.0		
28	Aimag	Service fee of land license	2011.06.27	24.0			24.0	Gobi Coal and Energy LLC	24.0		
29	Aimag	Service fee of land license	2011.07.26	20.0			20.0	Gobi Coal and Energy LLC	20.0		
30	Aimag	Donation to Governor Administration	2011.01.20			5,000.0	5,000.0	Gobi Coal and Energy LLC	5,000.0		

№	Soum	Description	Date	Total			Amount (MNT'000)	Name of company	Donation Receipt Confirmation		
				Tax, fee, charge and penalty	Contribution at rate of 50% to Environment protection special account	Donation			Confirmed	Unconfirmed	Comment
31	Aimag	Donation to Governor Administration	2011.03.23			10,000.0	10,000.0	Gobi Coal and Energy LLC	10,000.0		
32	Aimag	Donation to local investment fund	2011.04.18			58,730.0	58,730.0	Gobi Coal and Energy LLC	58,730.0		
33	Aimag	Donation to Governor Administration for 70th Anniversary	2011.07.19			15,000.0	15,000.0	Gobi Coal and Energy LLC		15,000.0	Bayankhongor aimag has not replied, but the company has provided receipts of payment.
34	Aimag	Donation to Governor Administration for 70th Anniversary	2011.10.10			5,000.0	5,000.0	Gobi Coal and Energy LLC	5,000.0		
35	Aimag	Donation to Governor Administration for 70th Anniversary	2011.06.08	240.9			240.9	Bayalag ord LLC	240.9		
36	Aimag	Donation to Governor Administration for 70th Anniversary	2011.09.08	2,906.9			2,906.9	Bayalag ord LLC	2,906.9		
37	Aimag	Donation to Governor Administration for 70th Anniversary	2011.10.13	384.0			384.0	Bayalag ord LLC	384.0		
38	Aimag	Donation to Governor Administration for 70th Anniversary	2011.07.28			2,500.0	2,500.0	Bayajmal-Alt LLC	2,500.0		
39	Aimag	Donation for Bayankhongor fund	2011.07.28			2,500.0	2,500.0	Bayajmal-Alt LLC	2,500.0		
40	Aimag	Donation for Bayankhongor fund	2011.12.23			5,000.0	5,000.0	Bayajmal-Alt LLC	5,000.0		
41	BayanGovi	Donation	2011.03.14			1,000.0	1,000.0	Gobi Coal and Energy LLC	1,000.0		
42	BayanGovi	Donation	2011.04.22			1,000.0	1,000.0	Gobi Coal and Energy LLC	1,000.0		
43	BayanGovi	MNE deposit	2011.11.29		50.0		50.0	Gobi Coal and Energy LLC	50.0		

№	Soum	Description	Date	Total			Amount (MNT'000)	Name of company	Donation Receipt Confirmation		
				Tax, fee, charge and penalty	Contribution at rate of 50% to Environment protection special account	Donation			Confirmed	Unconfirmed	Comment
44	BayanGovi	MNE deposit	2011.12.01		300.0		300.0	Gobi Coal and Energy LLC	300.0		
45	Ваянлиг	MNE deposit	2011.12.01		250.0		250.0	Gobi Coal and Energy LLC	250.0		
46	Ваян-Овоо	Land fee	2011.06.14	1,000.0			1,000.0	Mongolbulgargeo LLC	1,000.0		
47	Ваян-Овоо	Donation to Governor Administration /Monetary/	2011			150.0	150.0	Khanshijir LLC		150.0	Replied that not received.
48	Ваян-Овоо	MNE deposit	2011.07.08		100.0		100.0	Bayajmal-Alt LLC	100.0		
49	Ваян-Undur	MNE deposit	2011.12.01		100.0		100.0	Govi consolidated LLC	100.0		
50	Ваян-Undur	MNE deposit	2011.11.29		175.0		175.0	Gobi Coal and Energy LLC	175.0		
51	Ваян-Undur	MNE deposit	2011.12.01		175.0		175.0	Gobi Coal and Energy LLC	175.0		
52	Bumbugur	Donation to Governor Administration /Monetary/	2011.08.03			21,000.0	21,000.0	Odod Gold LLC	21,000.0		
53	Bumbugur	Donation to Governor Administration /Monetary/	2011.01.12			1,000.0	1,000.0	Odod Gold LLC	1,000.0		
54	Bumbugur	Donation to Governor Administration / Non-monetary/	2011.02.15			870.0	870.0	Odod Gold LLC	870.0		
55	Bumbugur	Donation to Governor Administration /Monetary/	2011.10.20			5,000.0	5,000.0	Odod Gold LLC	5,000.0		
56	Bumbugur	Donation to Governor Administration /Monetary/	2011.10.20			5,000.0	5,000.0	Odod Gold LLC	5,000.0		
57	Bumbugur	MNE deposit	2011.11.07		150.0		150.0	Erdenejas LLC	150.0		
58	Buutsagaan	Donation to Governor Administration /Monetary/	2011.06.16			12,500.0	12,500.0	Odod Gold LLC	12,500.0		
59	Buutsagaan	Donation to Governor Administration /Monetary/	2011.07.25			12,500.0	12,500.0	Odod Gold LLC	12,500.0		

№	Soum	Description	Date	Total			Amount (MNT'000)	Name of company	Donation Receipt Confirmation		
				Tax, fee, charge and penalty	Contribution at rate of 50% to Environment protection special account	Donation			Confirmed	Unconfirmed	Comment
60	Galuut	Donation to Governor Administration /Non-monetary/	2011			2,100.0	2,100.0	Mongolbulgargeo LLC	2,100.0		
61	Galuut	Land fee	2011.12.5	3,865.0			3,865.0	Mongolbulgargeo LLC	3,865.0		
62	Galuut	Land fee	2011	1,872.2			1,872.2	Gatsuurt LLC	1,872.2		
63	Galuut	Land fee	2011	3,039.5			3,039.5	Jump Alt LLC	3,039.5		
64	Galuut	Land fee	2011.04.11	600.0			600.0	Bayalag ord LLC	600.0		
65	Galuut	Land fee	2011.08.22	475.0			475.0	Bayalag ord LLC	475.0		
66	Galuut	Land fee	2011.08.25	300.0			300.0	Bayalag ord LLC	300.0		
67	Xvreemarl	MNE deposit	2011.12.01		600.0		600.0	Gobi Coal and Energy LLC	600.0		
68	Shinejinst	MNE deposit	2011.11.29		200.0		200.0	Govi consolidated LLC	200.0		
69	Shinejinst	MNE deposit	2011.12.01		100.0		100.0	Govi consolidated LLC	100.0		
70	Shinejinst	Fee to exploitation of mining resources	2011.01.21	118.6			118.6	Gobi Coal and Energy LLC	118.6		
71	Shinejinst	Stamp fee	2011.06.22	40.0			40.0	Gobi Coal and Energy LLC	40.0		
72	Shinejinst	Stamp fee	2011.08.11	20.0			20.0	Gobi Coal and Energy LLC	20.0		
73	Shinejinst	Stamp fee	2011.11.17	10.0			10.0	Gobi Coal and Energy LLC	10.0		
74	Shinejinst	Donation	2011.01.03			5,000.0	5,000.0	Gobi Coal and Energy LLC	5,000.0		
75	Shinejinst	Yurta	2011.11.07			10,227.3	10,227.3	Gobi Coal and Energy LLC	10,227.3		
76	Shinejinst	Donation	2011.01.25			500.0	500.0	Gobi Coal and Energy LLC	500.0		
77	Shinejinst	Donation for purchase computer	2011.03.23			1,500.0	1,500.0	Gobi Coal and Energy LLC	1,500.0		
78	Shinejinst	Donation	2011.04.22			3,825.0	3,825.0	Gobi Coal and Energy LLC	3,825.0		

№	Soum	Description	Date	Total			Amount (MNT'000)	Name of company	Donation Receipt Confirmation		
				Tax, fee, charge and penalty	Contribution at rate of 50% to Environment protection special account	Donation			Confirmed	Unconfirmed	Comment
79	Shinejinst	Donation	2011.06.30			25,037.1	25,037.1	Gobi Coal and Energy LLC	25,037.1		
80	Shinejinst	Donation	2011.07.26			1,130.0	1,130.0	Gobi Coal and Energy LLC	1,130.0		
81	Shinejinst	Donation	2011.08.19			1,000.0	1,000.0	Gobi Coal and Energy LLC	1,000.0		
82	Shinejinst	Donation	2011.10.18			1,264.0	1,264.0	Gobi Coal and Energy LLC	1,264.0		
83	Shinejinst	Donation	2011.11.08			3,000.0	3,000.0	Gobi Coal and Energy LLC	3,000.0		
84	Shinejinst	Donation	2011.11.08			1,500.0	1,500.0	Gobi Coal and Energy LLC	1,500.0		
85	Shinejinst	MNE deposit	2011.12.01		1,000.0		1,000.0	Gobi Coal and Energy LLC	1,000.0		
86	Shinejinst	Donation	2011.12.21			251.0	251.0	Gobi Coal and Energy LLC	251.0		
87	Shinejinst	Donation to Governor Administrations of bags	2011.12.21			4,800.0	4,800.0	Gobi Coal and Energy LLC	4,800.0		
88	Shinejinst	Donation to Cultural Centre for purchase new instruments /"Portek" LLC/	2011.12.13			5,059.0	5,059.0	Gobi Coal and Energy LLC	5,059.0		
89	Shinejinst	MNE deposit	2011.03.31		300.0		300.0	Gobi Coal and Energy LLC	300.0		
90	Shinejinst	MNE deposit	2011.03.31		150.0		150.0	Gobi Coal and Energy LLC	150.0		
91	Shinejinst	MNE deposit	2011.12.01		175.0		175.0	Gobi Coal and Energy LLC	175.0		
92	Shinejinst	MNE deposit	2011.12.01		100.0		100.0	Gobi Coal and Energy LLC	100.0		
93	Shinejinst	MNE deposit	2011.12.01		100.0		100.0	Gobi Coal and Energy LLC	100.0		
94	Shinejinst	MNE deposit	2011.12.01		100.0		100.0	Gobi Coal and Energy LLC	100.0		

№	Soum	Description	Date	Total			Amount (MNT'000)	Name of company	Donation Receipt Confirmation		
				Tax, fee, charge and penalty	Contribution at rate of 50% to Environment protection special account	Donation			Confirmed	Unconfirmed	Comment
95	Shinejinst	MNE deposit	2011.12.01		250.0		250.0	Gobi Coal and Energy LLC	250.0		
96	Shinejinst	MNE deposit	2011.12.01		150.0		150.0	Gobi Coal and Energy LLC	150.0		
97	Shinejinst	MNE deposit	2011.12.01		100.0		100.0	Gobi Coal and Energy LLC	100.0		
98	Shinejinst	MNE deposit	2011.08.04		50.0		50.0	Samtan Morris LLC	50.0		
Total				139,952.9	9,675.0	419,493.4	569,121.3		553,971.3	15,150.0	

5. Bulgan aimag

№	Soum	Description	Date	Total			Amount (MNT'000)	Name of company	Donation Receipt Confirmation		
				Tax, fee, charge and penalty	Contribution at rate of 50% to Environment protection special account	Donation			Confirmed	Unconfirmed	Comment
1	Aimag	Land fee	2011.12.07	16.0			16.0	Magnai Trade LLC	16.0		
2	Aimag	Land fee	2011.12.15	195.0			195.0	Magnai Trade LLC	195.0		
3	Aimag	MNE deposit	2011.11.15		100.0		100.0	Berkh Resources LLC		100.0	Replied that not received it in bank account.
4	Aimag	Donation to Police Department	2011.06.14			1,000.0	1,000.0	GBNB LLC	1,000.0		
5	Aimag	Examine fee to PIS	2011.12.07	24.0			24.0	Tsairtmineral LLC	24.0		
6	Aimag	Water examine fee to PIS	2011.12.21	5.0			5.0	Tsairtmineral LLC	5.0		
7	Bayan-Agt	Support soum's activity	2011.12.31			500.0	500.00	Tengre terra resources LLC.	500.0		

№	Soum	Description	Date	Total			Amount (MNT'000)	Name of company	Donation Receipt Confirmation		
				Tax, fee, charge and penalty	Contribution at rate of 50% to Environment protection special account	Donation			Confirmed	Unconfirmed	Comment
8	Buregkhangai	Donation to Governor Administration to the office /non-monetary/	2011			271,600.0	271,600.0	Mon polimet LLC	271,600.0		
9	Buregkhangai	Monetary donation	2011.12.23			1,000.0	1,000.00	Mongol Metal Mining LLC	1,000.0		
10	Buregkhangai	Donation to the Governor Administration	2011.05.18			3,000.0	3,000.0	Urmun-Uul LLC	3,000.0		
11	Buregkhangai	Donation	2011.06.17			3,000.0	3,000.0	GBNB LLC	3,000.0		
12	Buregkhangai	Donation	2011.08.10			10,000.0	10,000.0	GBNB LLC	10,000.0		
13	Buregkhangai	MNE deposit	2011.06.20		1,050.0		1,050.0	Khulemj LLC	1,050.0		
14	Buregkhangai	Land fee	2011.06.17	6,000.0			6,000.0	Khos Khas LLC	6,000.0		
15	Buregkhangai	Land fee	2011.11.25	6,000.0			6,000.0	Khos Khas LLC	6,000.0		
16	Buregkhangai	Land fee	2011.12.15	6,000.0			6,000.0	Khos Khas LLC	6,000.0		
17	Buregkhangai	Water and mineral water use fee	2011.10.06	3,000.0			3,000.0	Khos Khas LLC	3,000.0		
18	Buregkhangai	Land fee	2011.05.31	544.0			544.0	Khotu LLC	544.0		
19	Buregkhangai	According the cooperation contract	2011.03.01			5,000.0	5,000.0	Urmun-Uul LLC	5,000.0		
20	Buregkhangai	Donation	2011.03.18			5,000.0	5,000.0	Urmun-Uul LLC	5,000.0		
21	Buregkhangai	Donation to soums development fund	2011.06.04			21,920.0	21,920.0	Urmun-Uul LLC	21,920.0		
22	Buregkhangai	Donation to Governor Administration for Elder's Holiday	2011.09.06			2,000.0	2,000.0	Urmun-Uul LLC	2,000.0		
23	Buregkhangai	Donation	2011.12.05			119,022.6	119,022.6	Urmun-Uul LLC	119,022.6		
24	"Bulgan AZZA" SPLC	To repair the roads	2011.11.04			22,000.0	22,000.00	Mongol Metal Mining LLC	22,000.0		
25	Gurvanbulag	MNE deposit	2011.12.20		800.0		800.0	Peabody-Winsway resources LLC	800.0		

№	Soum	Description	Date	Total			Amount (MNT'000)	Name of company	Donation Receipt Confirmation		
				Tax, fee, charge and penalty	Contribution at rate of 50% to Environment protection special account	Donation			Confirmed	Unconfirmed	Comment
26	Gurvanbulag	MNE deposit	2011.11.29		150.0		150.0	Berkh Resources LLC	150.0		
27	Gurvanbulag	MNE deposit	2011.11.29		150.0		150.0	Berkh Resources LLC		150.0	Replied that not received it in bank account.
28	Orkhon	MNE deposit	2011.03.25		100.0		100.00	Tethys Mining LLC	100.0		
29	Selenge	MNE deposit	2011.03.25		100.0		100.00	Tethys Mining LLC	100.0		
30	Teshig	Donation /Monetary/	2011.03.09			10,000.0	10,000.0	Erdenet mining corporation LLC	10,000.0		
31	Teshig	Donation /Monetary/	2011			10,000.0	10,000.0	Erdenet mining corporation LLC	10,000.0		
32	Teshig	Donation to soum for 80th Anniversary /Monetary/	2011.07.22			3,000.0	3,000.0	Erdenet mining corporation LLC	3,000.0		
33	Khangal	MNE deposit	2011.03.23		100.0		100.00	Tethys Mining LLC	100.0		
35	Khangal	Donation /Monetary/	2011.05.31			4,500.0	4,500.0	Erdenet mining corporation LLC	4,500.0		
	Total			21,784.0	2,550.0	492,542.6	516,876.6	-	516,626.6	250.0	

6. Govi-Altai aimag

№	Soum	Description	Date	Total			Amount (MNT'000)	Name of company	Donation Receipt Confirmation		
				Tax, fee, charge and penalty	Contribution at rate of 50% to Environment protection special account	Donation			Confirmed	Unconfirmed	Comment
1	Aimag	MNE deposit	2011.11.18		500.0		500.0	Лоншэнда ХХК	500.0		
2	Aimag	Land fee	2011.11.10	32.0			32.0	Magnai Trade LLC	32.0		

№	Soum	Description	Date	Total			Amount (MNT'000)	Name of company	Donation Receipt Confirmation		
				Tax, fee, charge and penalty	Contribution at rate of 50% to Environment protection special account	Donation			Confirmed	Unconfirmed	Comment
3	Aimag	Donation to Hospital /Monetary/	2011.09.26			3,988.0	3,988.0	Mo En Ko LLC		3,988.0	Replied that not received.
4	Aimag	Donation for tour with 10 people /Monetary/	2011.10.26			10,000.0	10,000.0	Altain Khuder LLC	10,000.0		
5	Aimag	Cleansing fee to PIA	2011.06.17	12,258.0			12,258.0	Altain Khuder LLC	12,258.0		
6	Aimag	Cleansing fee to PIA	2011.11.08	11,190.0			11,190.0	Altain Khuder LLC	11,190.0		
7	Aimag	Cleansing fee to PIA	2011.12.28	30,602.0			30,602.0	Altain Khuder LLC	30,602.0		
8	Aimag	Registration fee to GASR	2011.07.04	2,996.0			2,996.0	Altain Khuder LLC	2,996.0		
9	Aimag	Registration fee to GASR	2011.07.05	973.0			973.0	Altain Khuder LLC	973.0		
10	Aimag	License fee of land	2011.08.29	450.0			450.0	Altain Khuder LLC	450.0		
11	Aimag	Immovable properties guarantee	2011.10.28	2,492.0			2,492.0	Altain Khuder LLC	2,492.0		
12	Aimag	Land license	2011.10.06	400.0			400.0	Gobi Coal and Energy LLC	60.0	340.0	the aimag provided it by 60.0 but the company 400.0.
13	Aimag	Donation for Sutai Khairkhan mountain	2011.06.23			5,000.0	5,000.0	Gobi Coal and Energy LLC	5,000.0		
14	Aimag	Stamp fee	2011.12.01	60.0			60.0	Gobi Coal and Energy LLC	60.0		
15	Aimag	MNE deposit	2011.01.01		18,600.0		18,600.0	MPHCL LLC	18,600.0		
16	Altai	Donation to Custom of Burgastai	2011.08.30			15,500.0	15,500.0	Altain Khuder LLC	15,500.0		

№	Soum	Description	Date	Total			Amount (MNT'000)	Name of company	Donation Receipt Confirmation		
				Tax, fee, charge and penalty	Contribution at rate of 50% to Environment protection special account	Donation			Confirmed	Unconfirmed	Comment
17	Altai	Donation of computer to secondary school	2011.12.30			3,283.8	3,283.8	Altain Khuder LLC	3,283.8		
18	Altai	MNE deposit	2011.04.15		3,000.00		3,000.00	OGCHL LLC	3,000.0		
19	Altai	MNE deposit	2011.04.15		3,000.00		3,000.00	OGCHL LLC	3,000.0		
20	Altai	MNE deposit	2011.04.15		500.00		500.00	OGCHL LLC	500.0		
21	Altai	MNE deposit	2011.09.15		4,700.00		4,700.00	OGCHL LLC	4,700.0		
22	Altai	MNE deposit	2011.09.15		8,600.00		8,600.00	OGCHL LLC	8,600.0		
23	Biger	Donation to Governor Administration to illumination /Monetary/	2011			25,000.0	25,000.0	Marco Polo LLC	25,000.0		
24	Biger	Donation to Governor Administration to heating /Monetary/	2011			5,000.0	5,000.0	Marco Polo LLC	5,000.0		
25	Biger	Donation to Governor Administration celebration of Naadam /Monetary/	2011			1,000.0	1,000.0	Marco Polo LLC	1,000.0		
26	Biger	MNE deposit	2011.12.01		50.0		50.0	Govi consolidated LLC	50.0		
27	Biger	MNE deposit	2011.12.01		100.0		100.0	Govi consolidated LLC	100.0		
28	Biger	MNE deposit	2011.12.01		450.0		450.0	Govi consolidated LLC	450.0		
29	Biger	MNE deposit	2011.12.01		200.0		200.0	Govi consolidated LLC	200.0		
30	Biger	Donation	2011.01.03			2,000.0	2,000.0	Gobi Coal and Energy LLC	2,000.0		
31	Biger	MNE deposit	2011.03.31		225.0		225.0	Gobi Coal and Energy LLC	225.0		
32	Biger	MNE deposit	2011.03.31		100.0		100.0	Gobi Coal and Energy LLC	100.0		
33	Biger	MNE deposit	2011.10.21		150.0		150.0	Gobi Coal and Energy LLC	150.0		
34	Biger	MNE deposit	2011.10.21		100.0		100.0	Gobi Coal and Energy LLC	100.0		
35	Biger	MNE deposit	2011.12.01		150.0		150.0	Gobi Coal and Energy LLC	150.0		

№	Soum	Description	Date	Total			Amount (MNT'000)	Name of company	Donation Receipt Confirmation		
				Tax, fee, charge and penalty	Contribution at rate of 50% to Environment protection special account	Donation			Confirmed	Unconfirmed	Comment
36	Biger	MNE deposit	2011.12.01		100.0		100.0	Gobi Coal and Energy LLC	100.0		
37	Biger	MNE deposit	2011.12.01		100.0		100.0	Gobi Coal and Energy LLC	100.0		
38	Bugat	MNE deposit	2011.02.16		100.0		100.0	Tethys Mining LLC	100.0		
39	Bugat	MNE deposit	2011.08.01		100.0		100.0	Tethys Mining LLC	100.0		
40	Bugat	MNE deposit	2011.08.01		100.0		100.0	Tethys Mining LLC	100.0		
41	Bugat	MNE deposit	2011.08.01		100.0		100.0	Tethys Mining LLC	100.0		
42	Bugat	MNE deposit	2011.08.01		100.0		100.0	Tethys Mining LLC	100.0		
43	Bugat	MNE deposit	2011.08.01		100.0		100.0	Tethys Mining LLC	100.0		
44	Bugat	Аргал төсөлд Donation	2011.08.19			900.0	900.0	Altain Khuder LLC	900.0		
45	Bugat	Penalty to land	2011.10.04	1,440.0			1,440.0	Altain Khuder LLC	1,440.0		
46	Bugat	Fee for use of mineral resources of wide spread	2011	16,965.0			16,965.0	Altain Khuder LLC	16,965.0		
47	Bugat	Penalty	2011.06.09	250.0			250.0	Altain Khuder LLC	250.0		
48	Bugat	MNE deposit	2011.10.30		100.0		100.0	Altain Khuder LLC	100.0		
49	Bugat	Land license fee	2011.12.01	70.0			70.0	Altain Khuder LLC	70.0		
50	Bugat	Fee for use of mineral resources of wide spread	2011	1,131.3			1,131.3	Altain Khuder LLC		1,131.3	Replied that not received it in bank account.
51	Delger	MNE deposit	2011.12.01		300.0		300.0	Govi consolidated LLC	300.0		
52	Delger	MNE deposit	2011.12.01		300.0		300.0	Gobi Coal and Energy LLC	300.0		
53	Esunbulag	MNE deposit	2011.05.24		400.0		400.0	QJX Mongol LLC	400.0		
54	Esunbulag	MNE deposit	2011.12.01		100.0		100.0	Govi consolidated LLC	100.0		
55	Esunbulag	MNE deposit	2011.12.01		100.0		100.0	Gobi Coal and Energy LLC	100.0		
56	Esunbulag	MNE deposit	2011.12.01		100.0		100.0	Govi consolidated LLC	100.0		

№	Soum	Description	Date	Total			Amount (MNT'000)	Name of company	Donation Receipt Confirmation		
				Tax, fee, charge and penalty	Contribution at rate of 50% to Environment protection special account	Donation			Confirmed	Unconfirmed	Comment
57	Taishir	MNE deposit	2011.03.11		200.30		200.30	Sod gazar LLC	200.3		
58	Taishir	MNE deposit	2011.09.28		300.00		300.00	Sod gazar LLC	300.0		
59	Taishir	Soum's Development Fund	2011.07.08			500.00	500.00	Sod gazar LLC	500.0		
60	Taishir	MNE deposit	2011.12.01		100.0		100.0	Govi consolidated LLC	100.0		
61	Tugrug	Donation to Khurengol bag	2011.06.21			4,848.0	4,848.0	Altain Khuder LLC	4,848.0		
62	Tugrug	MNE deposit	2011.12.01.		300.0		300.0	Gobi Coal and Energy LLC	300.0		
63	Tugrug	MNE deposit	2011.12.01		400.0		400.0	Govi consolidated LLC	400.0		
64	Khaliun	MNE deposit	2011.12.01		225.0		225.0	Govi consolidated LLC	225.0		
65	Khaliun	MNE deposit	2011.12.01		150.0		150.0	Govi consolidated LLC	150.0		
66	Khaliun	MNE deposit	2011.12.01		100.0		100.0	Govi consolidated LLC	100.0		
67	Khaliun	MNE deposit	2011.12.01		125.0		125.0	Govi consolidated LLC	125.0		
68	Khaliun	MNE deposit	2011.12.01		100.0		100.0	Govi consolidated LLC	100.0		
69	Khaliun	MNE deposit	2011.12.01		250.0		250.0	Gobi Coal and Energy LLC	250.0		
70	Khaliun	MNE deposit	2011.12.01		150.0		150.0	Gobi Coal and Energy LLC	150.0		
71	Khaliun	MNE deposit	2011.12.01		250.0		250.0	Gobi Coal and Energy LLC	250.0		
72	Khaliun	MNE deposit	2011.12.01		150.0		150.0	Gobi Coal and Energy LLC	150.0		
73	Tsogt	MNE deposit	2011.12.01		150.0		150.0	Govi consolidated LLC	150.0		
74	Tsogt	MNE deposit	2011.12.01		275.0		275.0	Govi consolidated LLC	275.0		
75	Tsogt	Donation	2011.07.19			1,500.0	1,500.0	Gobi Coal and Energy LLC	1,500.0		
76	Tseel	MNE deposit	2011.09.16		100.0		100.00	Tethys Mining LLC	100.0		
77	Tseel	Support soum's activity	2011.09.30			333.4	333.40	Tengre terra resources LLC.	333.4		

№	Soum	Description	Date	Total			Amount (MNT'000)	Name of company	Donation Receipt Confirmation		
				Tax, fee, charge and penalty	Contribution at rate of 50% to Environment protection special account	Donation			Confirmed	Unconfirmed	Comment
78	Tseel	Support soum's activity	2011.09.30			333.3	333.30	Tengre terra resources LLC.	333.3		
79	Tseel	Support soum's activity	2011.09.30			333.3	333.30	Tengre terra resources LLC.	333.3		
80	Tseel	MNE deposit	2011.12.01		400.0		400.0	Govi consolidated LLC	400.0		
81	Tseel	Donation for Buren Khairkhan mountain's worship	2011.06.06			3,000.0	3,000.0	Altain Khuder LLC	3,000.0		
82	Tseel	Donation of ultrascan to hospital of soum	2011.06.28			3,500.0	3,500.0	Altain Khuder LLC	3,500.0		
83	Tseel	Donation to purchase UAZ-469 truck	2011.08.03			18,780.0	18,780.0	Altain Khuder LLC	18,500.0	280.0	Replied that not received.
84	Tseel	Donation /furnishing/	2011.12.22			22,547.7	22,547.7	Altain Khuder LLC	21,265.1	1,282.6	Replied that not received.
85	Tseel	Donation to kindergarten for purchase equipments	2011.12.22			814.8	814.8	Altain Khuder LLC	814.8		
86	Tseel	Donation to clean well	2011.12.23			3,500.0	3,500.0	Altain Khuder LLC	3,500.0		
87	Tseel	Fee of trash	2011.04.23	100.0			100.0	Altain Khuder LLC	100.0		
88	Tseel	Fee of trash	2011.07.07	100.0			100.0	Altain Khuder LLC	100.0		
89	Tseel	Fee of sand	2011.08.11	172.8			172.8	Altain Khuder LLC	172.8		
90	Tseel	MNE deposit	2011.07.19		1,000.0		1,000.0	Altain Khuder LLC	1,000.0		
91	Tseel	MNE deposit	2011.09.19		150.0		150.0	Altain Khuder LLC	150.0		
92	Chandmani	MNE deposit	2011.08.31		100.0		100.0	Samtan Morris LLC	100.0		
93	Chandmani	MNE deposit	2011.12.09		50.0		50.00	Tethys Mining LLC	50.0		
94	Chandmani	MNE deposit	2011.12.09		50.0		50.00	Tethys Mining LLC	50.0		
95	Chandmani	MNE deposit	2011.12.09		50.0		50.00	Tethys Mining LLC	50.0		
96	Chandmani	MNE deposit	2011.12.09		50.0		50.00	Tethys Mining LLC	50.0		
97	Chandmani	MNE deposit	2011.12.09		50.0		50.00	Tethys Mining LLC	50.0		

№	Soum	Description	Date	Total			Amount (MNT'000)	Name of company	Donation Receipt Confirmation		
				Tax, fee, charge and penalty	Contribution at rate of 50% to Environment protection special account	Donation			Confirmed	Unconfirmed	Comment
98	Chandmani	MNE deposit	2011.12.09		50.0		50.00	Tethys Mining LLC	50.0		
99	Chandmani	MNE deposit	2011.12.01		100.0		100.0	Govi consolidated LLC	100.0		
100	Chandmani	Fee to exploitation of mining resources	2011.11.11	900.0			900.0	Gobi Coal and Energy LLC	900.0		
101	Chandmani	Donation	2011.02.16			10,000.0	10,000.0	Gobi Coal and Energy LLC	10,000.0		
102	Chandmani	Donation	2011.07.04			8,000.0	8,000.0	Gobi Coal and Energy LLC	8,000.0		
103	Chandmani	Donation	2011.08.04			10,000.0	10,000.0	Gobi Coal and Energy LLC	10,000.0		
104	Chandmani	Donation for 20th Anniversary	2011.12.14			500.0	500.0	Gobi Coal and Energy LLC		500.0	Replied that not received.
105	Chandmani	MNE deposit	2011.03.31		225.0		225.0	Gobi Coal and Energy LLC	225.0		
106	Chandmani	MNE deposit	2011.03.31		450.0		450.0	Gobi Coal and Energy LLC	450.0		
107	Chandmani	MNE deposit	2011.03.31		150.0		150.0	Gobi Coal and Energy LLC	150.0		
108	Chandmani	MNE deposit	2011.12.01		150.0		150.0	Gobi Coal and Energy LLC	150.0		
109	Chandmani	MNE deposit	2011.12.01		200.0		200.0	Gobi Coal and Energy LLC	200.0		
110	Chandmani	MNE deposit	2011.12.01		150.0		150.0	Gobi Coal and Energy LLC	150.0		
111	Chandmani	MNE deposit	2011.12.01		100.0		100.0	Gobi Coal and Energy LLC	100.0		
112	Chandmani	Stamp fee	2011.08.16	60.0			60.0	Gobi Coal and Energy LLC	60.0		
113	Chandmani	Land license	2011.10.06	400.0			400.0	Gobi Coal and Energy LLC	400.0		
114	Sharga	MNE deposit	2011.11.22		150.0		150.0	Samtan Morris LLC	150.0		
115	Sharga	Donation to Governor Administration /Monetary/	2011.04.08			500.0	500.0	Samtan Morris LLC	500.0		
116	Sharga	MNE deposit	2011.12.01		150.0		150.0	Govi consolidated LLC	150.0		
117	Sharga	MNE deposit	2011.12.01		100.0		100.0	Govi consolidated LLC	100.0		

№	Soum	Description	Date	Total			Amount (MNT'000)	Name of company	Donation Receipt Confirmation		
				Tax, fee, charge and penalty	Contribution at rate of 50% to Environment protection special account	Donation			Confirmed	Unconfirmed	Comment
118	Erdene	MNE deposit	2011.12.01		100.0		100.0	Govi consolidated LLC	100.0		
119	Erdene	MNE deposit	2011.08.12		6,350.0		6,350.0	Mo En Ko LLC	6,350.0		
120	Erdene	Donation to Governor Administration	2011.09.20			500.0	500.0	Govi consolidated LLC		500.0	Replied that not received.
Total				83,042.1	56,275.3	161,162.3	300,479.7	-	292,457.8	8,021.9	

7. Govisumber aimag

№	Soum	Description	Date	Total			Amount (MNT'000)	Name of company	Donation Receipt Confirmation		
				Tax, fee, charge and penalty	Contribution at rate of 50% to Environment protection special account	Donation			Confirmed	Unconfirmed	Comment
1	Aimag	Donation to Governor administration /Monetary/	2011			20,000.0	20,000.0	Shivee-Ovoo JSC	20,000.0		
2	Aimag	Donation to Governor administration /Monetary/	2011.06.07			10,000.0	10,000.0	Shine Shivee LLC	10,000.0		
3	Aimag	Donation for 20th Anniversary	2011.07.21			8,067.0	8,067.0	Shine Shivee LLC	8,067.0		
4	Aimag	Donation to Governor administration /Monetary/	2011.07.27			20,000.0	20,000.0	Shine Shivee LLC	20,000.0		
5	Aimag	Aimag development fund	2011.09.09			2,000.0	2,000.0	MCTT LLC	2,000.0		
6	Aimag	Automobile and self-moving Vehicle tax	2011.04.18	761.2			761.2	MCTT LLC	761.2		
7	Aimag	Automobile and self-moving Vehicle tax	2011.09.19	19.5			19.5	MCTT LLC	19.5		

№	Soum	Description	Date	Total			Amount (MNT'000)	Name of company	Donation Receipt Confirmation		
				Tax, fee, charge and penalty	Contribution at rate of 50% to Environment protection special account	Donation			Confirmed	Unconfirmed	Comment
8	Aimag	Water and mineral water use fee	2011.09.21	67.5			67.5	MCTT LLC	67.5		
10	Aimag	Donation to Cultural Centre /non-monetary/	2011.05.31			346,800.0	346,800.0	Oyu tolgoi LLC	346,800.0		
11	Sumber	Donation to soum's 80th Anniversary Monetary/	2011.07.01			5,000.0	5,000.0	Shine Shivee LLC	5,000.0		
12	Sumber	MNE deposit	2011.06.07		500.0		500.0	Shine Shivee LLC	500.0		
13	Sumber	Donation to soum's 80th Anniversary Monetary/	2011.07.04			2,000.0	2,000.0	Shine Shivee LLC	2,000.0		
14	Sumber	Donation to bag-1 for soum's 80th Anniversary Monetary/	2011.05.12			2,500.0	2,500.0	MCTT LLC	2,500.0		
15	Sumber	Water and mineral water use fee	2011.11.08	150.0			150.0	Shine Shivee LLC	150.0		
16	Shivee Gobi	Donation /Monetary/	2011.12.02			264.0	264.0	Shivee-Ovoo JSC	264.0		
17	Shivee Gobi	Donation of truck ZL20 to Governor Administration /Non-monetary/	2011.09.13			14,000.0	14,000.0	Shine Shivee LLC	14,000.0		
18	Shiveegovi	MNE deposit	2011.06.08		9,392.0		9,392.0	Shine Shivee LLC	9,392.0		
	Total			998.2	9,892.0	430,631.0	99,659.2	-	99,659.2	-	

8. Darkhan-Uul aimag

№	Soum	Description	Date	Total			Amount (MNT'000)	Name of company	Donation Receipt Confirmation		
				Tax, fee, charge and penalty	Contribution at rate of 50% to Environment protection special account	Donation			Confirmed	Unconfirmed	Comment

№	Soum	Description	Date	Total			Amount (MNT'000)	Name of company	Donation Receipt Confirmation		
				Tax, fee, charge and penalty	Contribution at rate of 50% to Environment protection special account	Donation			Confirmed	Unconfirmed	Comment
1	Aimag	Penalty to PIA	2011.08.12	4,212.0			4,212.0	Dadizi yuan LLC	4,212.0		
2	Aimag	Donation for 50th Anniversary /Monetary/	2011.07.15			25,000.0	25,000.0	Sharin gol LC	25,000.0		
4	Aimag	Donation to Police Department /Monetary/	2011.09.14			500.0	500.0	Erel LLC		500.0	Хариу өгөөгүй.
5	Aimag	Immovable property tax	2011.03.29	2,838.3			2,838.3	Erel LLC	2,838.3		
6	Aimag	Immovable property tax	2011.06.08	2,838.3			2,838.3	Erel LLC	2,838.3		
7	Aimag	Immovable property tax	2011.10.27	19,268.3			19,268.3	Erel LLC	19,268.3		
8	Aimag	Vehicle tax	2011.04.20	2,238.5			2,238.5	Erel LLC	2,238.5		
9	Aimag	Vehicle tax	2011.08.12	630.0			630.0	Erel LLC	630.0		
10	Aimag	Vehicle tax	2011.08.29	54.0			54.0	Erel LLC	54.0		
11	Aimag	Land fee	2011.02.23	920.0			920.0	Erel LLC	920.0		
12	Khongor	Water and mineral water use fee	2011	3,382.5			3,382.5	Khanshijir LLC	3,382.5		
13	Sharin gol	Water and mineral water use fee	2011.07.08	18,101.7			18,101.7	Dadizi yuan LLC	18,101.7		
14	Sharin gol	Land fee	2011.07.08	14,952.0			14,952.0	Dadizi yuan LLC	14,952.0		
15	Sharin gol	Donation to Governor Administration	2011.05.23			3,000.0	3,000.0	Dadizi yuan LLC	3,000.0		
16	Sharin gol	Donation to Governor Administration	2011.08.18			2,500.0	2,500.0	Dadizi yuan LLC	2,500.0		
17	Sharin gol	Donation to Governor Administration	2011.10.24			2,500.0	2,500.0	Dadizi yuan LLC	2,500.0		
18	Sharin gol	License fee		35.0			35.0	Dadizi yuan LLC	35.0		
19	Sharin gol	Donation to Cultural centre /monetary/	2011.11.30			160.3	160.3	Sharin gol LLC	160.3		
20	Sharin gol	Donation to purchase heart apparatus /monetary/	2011.06.07			500.0	500.0	Sharin gol LLC	500.0		

№	Soum	Description	Date	Total			Amount (MNT'000)	Name of company	Donation Receipt Confirmation		
				Tax, fee, charge and penalty	Contribution at rate of 50% to Environment protection special account	Donation			Confirmed	Unconfirmed	Comment
21	Sharin gol	Donation to support №2 kindergarten's activity /monetary/	2011.09.09			500.0	500.0	Sharin gol LLC	500.0		
22	Sharin gol	Donation to Governor administration /Monetary/				2,004.0	2,004.0	Sharin gol LLC		2,004.0	Replied that not received.
Total				69,470.6	-	36,664.3	106,134.9	-	103,630.9	2,504.0	-

9. Dornogovi aimag

№	Soum	Description	Date	Total			Amount (MNT'000)	Name of company	Donation Receipt Confirmation		
				Tax, fee, charge and penalty	Contribution at rate of 50% to Environment protection special account	Donation			Confirmed	Unconfirmed	Comment
1	Aimag	Donation to Governor Administration /Monetary/	2011.05.30			10,000.0	10,000.0	Cazmon Contact LLC	10,000.0		
2	Aimag	Donation to Governor Administration /Monetary/	2011.06.17			10,000.0	10,000.0	Cazmon Contact LLC	10,000.0		
3	Aimag	Donation to Governor Administration /Monetary/	2011.05.23			1,000.0	1,000.0	Cazmon Contact LLC	1,000.0		
4	Aimag	Donation to Governor Administration /Monetary/	2011.08.18			1,000.0	1,000.0	Cazmon Contact LLC	1,000.0		
5	Aimag	Donation to aimag's Development Fund	2011.06.16			5,000.0	5,000.0	Mongolrustsvetmet LLC	5,000.0		
6	Aimag	Land fee	2011.03.31	64.8			64.8	Mongolrustsvetmet LLC	64.8		

7	Aimag	Land fee	2011.06.07	194.3			194.3	Mongolrustsvetmet LLC	194.3		
8	Aimag	Social and health insurance premium to OSI	2011.01.21	5,200.0			5,200.0	Mongolrustsvetmet LLC	5,200.0		
9	Aimag	Social and health insurance premium to OSI	2011.02.15	4,542.8			4,542.8	Mongolrustsvetmet LLC	4,542.8		
10	Aimag	Social and health insurance premium to OSI	2011.03.18	4,542.8			4,542.8	Mongolrustsvetmet LLC	4,542.8		
11	Aimag	Social and health insurance premium to OSI	2011.04.14	4,283.5			4,283.5	Mongolrustsvetmet LLC	4,283.5		
12	Aimag	Social and health insurance premium to OSI	2011.05.16	5,306.0			5,306.0	Mongolrustsvetmet LLC	5,306.0		
13	Aimag	Social and health insurance premium to OSI	2011.06.15	6,514.0			6,514.0	Mongolrustsvetmet LLC	6,514.0		
14	Aimag	Social and health insurance premium to OSI	2011.07.08	4,484.7			4,484.7	Mongolrustsvetmet LLC	4,484.7		
15	Aimag	Social and health insurance premium to OSI	2011.08.23	7,545.0			7,545.0	Mongolrustsvetmet LLC	7,545.0		
16	Aimag	Social and health insurance premium to OSI	2011.09.14	4,722.3			4,722.3	Mongolrustsvetmet LLC	4,722.3		
17	Aimag	Social and health insurance premium to OSI	2011.11.16	9,182.4			9,182.4	Mongolrustsvetmet LLC	9,182.4		
18	Aimag	Social and health insurance premium to OSI	2011.12.23	8,000.0			8,000.0	Mongolrustsvetmet LLC	8,000.0		
19	Aimag	Development Foundation of new Dornogovi	2011.01.10	123,952.0			123,952.0	Gobi Energy Partners LLC	123,952.0		
20	Aimag	Fee to exploitation of mining resources	2011.04.29	5,000.0			5,000.0	Bayantegsh Impex LLC	5,000.0		
21	Aimag	Fee to exploitation of mining resources	2011.06.29	3,000.0			3,000.0	Bayantegsh Impex LLC	3,000.0		
22	Aimag	Fee to exploitation of mining resources	2011.08.31	2,000.0			2,000.0	Bayantegsh Impex LLC	2,000.0		
23	Aimag	Fee to exploitation of mining re-	2011.09.29	3,000.0			3,000.0	Bayantegsh Impex LLC	3,000.0		

		sources									
24	Aimag	Fee to exploitation of mining resources	2011.10.28	3,000.0			3,000.0	Bayantegsh Impex LLC	3,000.0		
25	Aimag	Fee to exploitation of mining resources	2011.11.30	2,000.0			2,000.0	Bayantegsh Impex LLC	2,000.0		
26	Aimag	Fee to exploitation of mining resources	2011.12.26	3,388.0			3,388.0	Bayantegsh Impex LLC	3,388.0		
27	Aimag	Social and health insurance premium to OSI	2011.01.31	3,485.7			3,485.7	Bayantegsh Impex LLC	3,485.7		
28	Aimag	Social and health insurance premium to OSI	2011.03.31	630.8			630.8	Bayantegsh Impex LLC	630.8		
29	Aimag	Social and health insurance premium to OSI	2011.10.01	1,614.2			1,614.2	Bayantegsh Impex LLC	1,614.2		
30	Aimag	Social and health insurance premium to OSI	2011.10.31	350.2			350.2	Bayantegsh Impex LLC	350.2		
31	Aimag	Social and health insurance premium to OSI	2011.12.26	1,285.6			1,285.6	Bayantegsh Impex LLC	1,285.6		
32	Aimag	Social and health insurance premium to OSI	2011.07.01	628.0			628.0	Bayantegsh Impex LLC	628.0		
33	Aimag	Donation of celebration of 80th Anniversary to Governor Administration /Monetary/	2011.06.10			20,000.0	20,000.0	Tsairtmineral LLC	20,000.0		
34	Aimag	Donation /Monetary/	2011.07.25			500.0	500.0	Chingisiin khar alt LLC	500.0		
35	Aimag	Donation to Governor Administration celebration of Naadam /Monetary/	2011.07.25			1,000.0	1,000.0	Chingisiin khar alt LLC	1,000.0		
36	Aimag	Donation /Monetary/	2011.09.07			100.0	100.0	Chingisiin khar alt LLC	100.0		
37	Aimag	Donation to Police Department	2011.12.09			3,000.0	3,000.0	MCTT LLC	3,000.0		

38	Aimag	Donation to State of Emergency	2011.12.05			4,529.2	4,529.2	MCTT LLC	4,529.2		
39	Aimag	Donation to Governor Administration /Monetary/	2011.06.02			2,000.0	2,000.0	Erel LLC	2,000.0		
40	Aimag	Donation for 80th Anniversary	2011.07.22			5,000.0	5,000.0	Mongol uranium resource LLC	5,000.0		
41	Aimag	Fee to exploitation of mining resources	2011.02.25	60,000.0			60,000.0	Monlaa LLC	60,000.0		
42	Aimag	Penalty to ISO	2011.06.14	1,200.0			1,200.0	Dongsheng Petroleum LLC	1,200.0		
43	Aimag	Penalty to ISO	2011.09.12	280.8			280.8	Dongsheng Petroleum LLC	280.8		
44	Aimag	Penalty to ISO	2011.12.23	490.0			490.0	Dongsheng Petroleum LLC	490.0		
45	Aimag	MNE deposit	2011.10.19		7,000.0		7,000.0	MCTT LLC	7,000.0		
46	Aimag	Land fee	2011.02.21	1,195.0			1,195.0	Chingisiin khar alt LLC	1,195.0		
47	Aimag	Land fee	2011.10.17	140.0			140.0	Chingisiin khar alt LLC	140.0		
48	Aimag	Land fee	2011.12.22	5,024.0			5,024.0	MCTT LLC	5,024.0		
49	Airag	Donation to Governor Administration/Monetary/	2011.06.16			1,500.0	1,500.0	Mongolrustsvetmet LLC	1,500.0		
50	Airag	Donation to soum's Development Fund /monetary/	2011.01.06			300.0	300.0	Mongolrustsvetmet LLC	300.0		
51	Airag	Donation to Governor Administration/Monetary/	2011.07.19			500.0	500.0	Mongolrustsvetmet LLC	500.0		
52	Airag	Immovable property tax	2011	332.4			332.4	Mongolrustsvetmet LLC	332.4		
53	Airag	Vehicle tax	2011.04.12	1,250.8			1,250.8	Mongolrustsvetmet LLC	1,250.8		
54	Airag	Land fee	2011.01.25	768.5			768.5	Mongolrustsvetmet LLC	768.5		
55	Airag	Donation to Railway /Monetary/	2011.08.03			500.0	500.0	Chingisiin khar alt LLC	500.0		
56	Altanshiree	Donation to Governor Administration /Monetary/	2011.06.24			300.0	300.0	Peabody-Winsway resources LLC	300.0		

57	Altanshree	Water and mineral water use fee	2011.07.05	300.0			300.0	Peabody-Winsway resources LLC	300.0		
59	Dalanjargalan	Donation to Governor Administration /Monetary/	2011.08.25			1,000.0	1,000.0	Cazmon Contact LLC	1,000.0		
60	Dalanjargalan	Donation to Governor Administration /Non-monetary/	2011.10.01			28,200.0	28,200.0	Cazmon Contact LLC	28,200.0		
61	Dalanjargalan	Land fee	2011.06.02	15,736.0			15,736.0	Mongol Alt Mak LLC	15,736.0		
62	Dalanjargalan	Donation to kindergarten /non-monetary/	2011.10.20			1,023,000.0	1,023,000.0	Mongol Alt Mak LLC	1,023,000.0		
63	Dalanjargalan	Soum's Development Fund	2011.03.16			500.0	500.0	Taishen development LLC		500.0	Replied that not received.
64	Dalanjargalan	Soum's Development Fund	2011.03.30			500.0	500.0	Taishen development LLC	500.0		
65	Dalanjargalan	Donation to Knucklebone committee	2011.06.29			300.0	300.0	Taishen development LLC	300.0		
66	Dalanjargalan	MNE deposit	2011.03.30		500.0		500.0	Taishen development LLC	500.0		
67	Dalanjargalan	Air pollution fee	2011.06.30	8,000.0			8,000.0	JLDB LLC	8,000.0		
68	Dalanjargalan	Air pollution fee	2011.12.31	500.0			500.0	JLDB LLC	500.0		
69	Dalanjargalan	Air pollution fee of vehicle	2011.06.30	114.0			114.0	JLDB LLC	114.0		
70	Dalanjargalan	Fee to exploitation of mining resources	2011.06.30	26,575.0			26,575.0	JLDB LLC	26,575.0		
71	Dalanjargalan	Vehicle tax	2011.06.30	830.0			830.0	JLDB LLC	830.0		
72	Dalanjargalan	Land fee	2011.06.30	862.5			862.5	JLDB LLC	862.5		
73	Dalanjargalan	Land fee	2011.12.22	862.5			862.5	JLDB LLC	862.5		
74	Dalanjargalan	MNE deposit	2011.06.30		750.0		750.0	JLDB LLC	750.0		
75	Dalanjargalan	Donation to Governor Administration	2011.06.10			5,000.0	5,000.0	JLDB LLC	5,000.0		
76	Dalanjargalan	Donation to celebration of Naadam/Monetary/	2011.07.20			500.0	500.0	Chingisiin khar alt LLC	500.0		
77	Dalanjargalan	Donation of office furniture to Governor Administration	2011.11.09			14,000.0	14,000.0	Shine Shivee LLC	14,000.0		

		/Non-monetary/								
78	Dalanjargalan	MNE deposit	2011.11.07		200.0		200.0	Shine Shivee LLC	200.0	
79	Dalanjargalan	Vehicle tax	2011.03.18	1,240.5			1,240.5	Chingisiin khar alt LLC	1,240.5	
80	Dalanjargalan	Fee for exploitation of mineral resources	2011..	34,705.2			34,705.2	Chingisiin khar alt LLC	34,705.2	
81	Dalanjargalan	Donation of lighting /Non-monetary/	2011.07.06			1,000.0	1,000.0	Shine Shivee LLC	1,000.0	
82	Delgerekh	Soum's Development Fund				300.0	300.0	Sod gazar LLC	300.0	
83	Zamin vvd	Penalty	2011.05.06	10.0			10.0	Dun yuan LLC	10.0	
84	Zamin vvd	Penalty	2011.05.23	30.0			30.0	Dun yuan LLC	30.0	
85	Zamin vvd	Border post	2011.05.25	160.0			160.0	Dun yuan LLC	160.0	
86	Zamin vvd	Penalty	2011.04.20	5.0			5.0	Dun yuan LLC	5.0	
87	Zuunbayan	Donation to Cultural Centre/Non-monetary/	2011.04.27			1,618.7	1,618.7	Kojegobi LLC	1,618.7	
88	Zuunbayan	Donation to Tax Authority	2011.08.26			2,000.0	2,000.0	Dongsheng Petroleum LLC	2,000.0	
89	lkh khet	Land fee	2011.01.25	744.0			744.0	Mongolrustsvetmet LLC	744.0	
90	lkh khet	Land fee	2011.04.12	744.0			744.0	Mongolrustsvetmet LLC	744.0	
91	lkh khet	Land fee	2011.07.19	744.0			744.0	Mongolrustsvetmet LLC	744.0	
92	lkh khet	Land fee	2011.10.11	744.0			744.0	Mongolrustsvetmet LLC	744.0	
93	lkh khet	MNE deposit	2011.03.25		100.0		100.0	Tethys Mining LLC	100.0	
94	lkh khet	MNE deposit	2011.04.22		200.0		200.0	Berkh Resources LLC	200.0	
95	lkh khet	To OSI	2011.05.30	968.8			968.8	Bayantegsh Impex LLC	968.8	
96	lkh khet	To OSI	2011.07.01	628.0			628.0	Bayantegsh Impex LLC	628.0	
97	lkh khet	Land fee	2011.06.06	696.0			696.0	Bayantegsh Impex LLC	696.0	
98	lkh khet	Water fee	2011.09.29	112.0			112.0	Bayantegsh Impex LLC	112.0	
99	lkh khet	Donation to Governor Administration	2011.03.06			500.0	500.0	Bayantegsh Impex LLC	500.0	
100	lkh khet	Donation to Governor Administration	2011.06.17			1,000.0	1,000.0	Bayantegsh Impex LLC	1,000.0	
101	lkh khet	Social health insurance premium	2011.05.30	968.8			968.8	Bayantegsh Impex LLC	968.8	

		to Governor Administration								
102	Ikh khet	Donation to Governor Administration	2011.07.09			120.0	120.0	Bayantegsh Impex LLC	120.0	
103	Mandakh	Land fee	2011.01.31	5,624.6			5,624.6	Mongol Alt Mak LLC	5,624.6	
104	Mandakh	Land fee	2011.10.31	5,624.8			5,624.8	Mongol Alt Mak LLC	5,624.8	
105	Mandakh	Donation to Governor Administration /Monetary/	2011.05.17			11,255.0	11,255.0	Mongol Alt Mak LLC	11,255.0	
106	Urgun	Water and mineral water use fee	2011.10.20	150.0			150.0	Zaraya holding's LLC	150.0	
107	Urgun	Donation to Governor Administration /Monetary/	2011.01.20			1,000.0	1,000.0	Zaraya holding's LLC	1,000.0	
108	Urgun	MNE deposit	2011		1,250.0		1,250.0	Zaraya holding's LLC	1,250.0	
109	Urgun	MNE deposit	2011		500.0		500.0	Zaraya holding's LLC	500.0	
110	Urgun	MNE deposit	2011.01.31		250.0		250.0	Zaraya holding's LLC	250.0	
111	Urgun	Air pollution fee	2011.05.12	71.6			71.6	Mongolrustsvetmet LLC	71.6	
112	Urgun	Soum's Development Fund	2011.03.22			300.0	300.0	Sod gazar LLC	300.0	
113	Urgun	Donation to develop soum	2011.04.12			1,500.0	1,500.0	Berkh Resources LLC	1,500.0	
114	Urgun	MNE deposit	2011.03.18		250.0		250.0	Zaraya holding's LLC	250.0	
116	Urgun	Water and mineral water use fee	2011.10.20	150.0			150.0	Zaraya holding's LLC	150.0	
117	Urgun	Donation to school	2011.05.30			2,582.5	2,582.5	Mongolrustsvetmet LLC	2,582.5	
118	Sainshand	MNE deposit	2011.05.24		17,968.4		17,968.4	Kojegobi LLC	17,968.4	
119	Sainshand	Reimbursement of exploration		9,009.6			9,009.6	CMKI LLC	9,009.6	
120	Sainshand	Social and health insurance premium to OSI	2011.01.25	6,881.2			6,881.2	Dongsheng Petroleum LLC	6,881.2	
121	Sainshand	Social and health insurance premium to OSI	2011.03.25	8,413.0			8,413.0	Dongsheng Petroleum LLC	8,413.0	
122	Sainshand	Social and health insurance premium to OSI	2011.03.25	10,297.6			10,297.6	Dongsheng Petroleum LLC	10,297.6	
123	Sainshand	Social and health insurance premium to OSI	2011.04.28	6,344.7			6,344.7	Dongsheng Petroleum LLC	6,344.7	

124	Sainshand	Social and health insurance premium to OSI	2011.05.30	7,147.9			7,147.9	Dongsheng Petroleum LLC	7,147.9		
125	Sainshand	Social and health insurance premium to OSI	2011.06.27	10,293.7			10,293.7	Dongsheng Petroleum LLC	10,293.7		
126	Sainshand	Social and health insurance premium to OSI	2011.07.29	10,327.5			10,327.5	Dongsheng Petroleum LLC	10,327.5		
127	Sainshand	Social and health insurance premium to OSI	2011.08.30	7,851.9			7,851.9	Dongsheng Petroleum LLC	7,851.9		
128	Sainshand	Social and health insurance premium to OSI	2011.09.30	11,658.6			11,658.6	Dongsheng Petroleum LLC	11,658.6		
129	Sainshand	Social and health insurance premium to OSI	2011.10.29	8,136.4			8,136.4	Dongsheng Petroleum LLC	8,136.4		
130	Sainshand	Social and health insurance premium to OSI	2011.11.29	7,745.1			7,745.1	Dongsheng Petroleum LLC	7,745.1		
131	Sainshand	Social and health insurance premium to OSI	2011.12.25	11,249.9			11,249.9	Dongsheng Petroleum LLC	11,249.9		
132	Saikhandulaan	Support soum's activity	2011.05.31			3,000.0	3,000.0	Tengre terra resources LLC.	3,000.0		
133	Ulaanbadrakh	Donation to Governor Administration /Monetary/	2011.05.16			2,500.0	2,500.0	Zaraya holding's LLC	2,500.0		
134	Ulaanbadrakh	Donation to Governor Administration /Monetary/	2011.08.15			2,000.0	2,000.0	Zaraya holding's LLC	2,000.0		
135	Ulaanbadrakh	Donation to Governor Administration /Non-monetary/	2011.05.27			150.0	150.0	Zaraya holding's LLC	150.0		
136	Ulaanbadrakh	MNE deposit	2011.01.31		500.0		500.0	Zaraya holding's LLC	500.0		
137	Ulaanbadrakh	MNE deposit	2011.03.18		1,000.0		1,000.0	Zaraya holding's LLC	1,000.0		
138	Ulaanbadrakh	Land fee	2011.04.18	545.9			545.9	Kojegobi LLC	545.9		
139	Ulaanbadrakh	Water and mineral water use fee	2011.06.10	223.8			223.8	Kojegobi LLC	223.8		
140	Ulaanbadrakh	Water and mineral water use fee	2011.11.22	1,199.8			1,199.8	Kojegobi LLC	1,199.8		
141	Ulaanbadrakh	Donation to Hospital/Non-monetary/	2011.09.23			6,900.0	6,900.0	Kojegobi LLC	6,900.0		
142	Ulaanbadrakh	Donation to school /Non-monetary/	2011.11.30			1,648.0	1,648.0	Kojegobi LLC	1,648.0		

143	Ulaanbadrakh	Donation to school /Non-monetary/	2011.11.25			550.0	550.0	Kojegobi LLC	550.0		
144	Ulaanbadrakh	Donation to school /Non-monetary/	2011.12.01			699.8	699.8	Kojegobi LLC	699.8		
145	Ulaanbadrakh	Donation to school /Non-monetary/	2011.11.30			2,070.0	2,070.0	Kojegobi LLC	2,070.0		
146	Ulaanbadrakh	Donation to school /Non-monetary/	2011.12.01			1,775.9	1,775.9	Kojegobi LLC	1,775.9		
147	Ulaanbadrakh	MNE deposit	2011.05.24		29,959.1		29,959.1	Kojegobi LLC	29,959.1		
148	Khatanbulag	Water and mineral water use fee	2011.11.25	2,807.4			2,807.4	Monlaa LLC	2,807.4		
149	Khatanbulag	Donation to Governor Administration /Monetary/	2011.06.28			200.0	200.0	Zon Hen Yu Tian LLC	200.0		
150	Khatanbulag	Land fee	2011.10.25	672.0			672.0	Monlaa LLC	672.0		
151	Khatanbulag	Soum's Development Fund	2011.06.15			3,000.0	3,000.0	Orchlon ord LLC	3,000.0		
152	Khatanbulag	Get a alert of tragedy from soum				1,500.0	1,500.0	Orchlon ord LLC	1,500.0		
153	Khatanbulag	MNE deposit	2011.12.20	100.3			100.3	Sod gazar LLC	100.3		
154	Khuvsgul	Water and mineral water use fee	2011.12.07	1,050.0			1,050.0	Zaraya holding's LLC	1,050.0		
155	Khuvsgul	MNE deposit	2011.03.18		450.0		450.0	Zaraya holding's LLC	450.0		
156	Erdene	Donation to Governor Administration /Monetary/	2011.02.21			5,000.0	5,000.0	Zaraya holding's LLC	5,000.0		
157	Erdene	MNE deposit	2011.01.31		250.0		250.0	Zaraya holding's LLC	250.0		
158	Erdene	Fee to exploitation of mining resources	2011.06.07	4,852.6		-	4,852.6	Commod LLC	4,852.6		
159	Erdene	Fee to exploitation of mining resources	2011.09.12	2,472.5		-	2,472.5	Commod LLC	2,472.5		
160	Erdene	Fee to exploitation of mining resources	2011.12.06	2,611.1			2,611.1	Commod LLC	2,611.1		
161	Erdene	Service fee	2011.04.11	200.0			200.0	Commod LLC	200.0		
162	Erdene	Donation /Non-monetary/	2011.06.18			6,637.6	6,637.6	Commod LLC	6,637.6		
	Total			528,592.2	61,127.6	1,200,036.6	1,789,756.4	-	1,789,256.4	500.0	

10. Dornod aimag

№	Soum	Description	Date	Total			Amount (MNT'000)	Name of company	Donation Receipt Confirmation		
				Tax, fee, charge and penalty	Contribution at rate of 50% to Environment protection special account	Donation			Confirmed	Unconfirmed	Comment
1	Aimag	Land fee	2011.12.15	510.0			510.0	Magnai Trade LLC	510.0		
2	Aimag	Land fee	2011.11.23	213.8			213.8	Mongol Alt Mak LLC	213.8		
3	Aimag	Donation to Governor Administration /Monetary/	2011.07.27			100,000.0	100,000.0	Mongol Alt Mak LLC	100,000.0		
4	Aimag	Land license fee	2011.03.17	144.7			144.7	Petro matad LLC	144.7		
5	Aimag	Land license fee	2011.10.12	2,250.0			2,250.0	Petro matad LLC	2,250.0		
6	Aimag	Land license fee	2011.10.12	35.0			35.0	Petro matad LLC	35.0		
7	Aimag	Land fee	2011.10.12	7.5			7.5	Petro matad LLC	7.5		
8	Aimag	Water and mineral water use fee	2011.03.01	160.0			160.0	Petro matad LLC	160.0		
9	Aimag	Fee of fire certificate	2011.08.18	20.0			20.0	Petro matad LLC	20.0		
10	Aimag	Fee of fire certificate	2011.08.18	40.0			40.0	Petro matad LLC	40.0		
11	Aimag	Donation to Governor Administration /Monetary/	2011.06.17			1,000.0	1,000.0	Petro matad LLC	1,000.0		
12	Aimag	Donation to Police Department/Monetary/	2011-07			2,000.0	2,000.0	Petro China Dachin Tamsag LLC	2,000.0		
13	Aimag	Donation to Governor Administration /Monetary/	2011-07			87,437.0	87,437.0	Petro China Dachin Tamsag LLC	87,437.0		
14	Aimag	Donation to Governor Administration /Monetary/	2011-08			56,344.9	56,344.9	Petro China Dachin Tamsag LLC	56,344.9		

№	Soum	Description	Date	Total			Amount (MNT'000)	Name of company	Donation Receipt Confirmation		
				Tax, fee, charge and penalty	Contribution at rate of 50% to Environment protection special account	Donation			Confirmed	Unconfirmed	Comment
15	Aimag	Donation to 2nd Secondary School of Railroad to make computer desks and chairs /advance/	2011.01.17			1,050.0	1,050.0	Aduunchuluun JSC	1,050.0		
16	Aimag	Donation to 2nd Secondary School of Railroad to make computer desks and chairs	2011.03.10			1,050.0	1,050.0	Aduunchuluun JSC	1,050.0		
17	Aimag	Donation to Secondary School of Khan-Uul /e-programme, e-olympic reward/	2011.03.24			100.0	100.0	Aduunchuluun JSC	100.0		
18	Aimag	Donation to cost of contest to World Championship	2011.05.23			1,500.0	1,500.0	Aduunchuluun JSC	1,500.0		
19	Aimag	Donation to Court for 80th Anniversary	2011.07.19			1,000.0	1,000.0	Aduunchuluun JSC	1,000.0		
20	Aimag	Donation to 8th bag	2011.07.19			500.0	500.0	Aduunchuluun JSC	500.0		
21	Aimag	Donation to aimag for 80th Anniversary	2011.08.31			11,597.5	11,597.5	Aduunchuluun JSC	11,597.5		
22	Aimag	Donation to investigation department for 65th Anniversary	2011.09.02			300.0	300.0	Aduunchuluun JSC	300.0		
23	Aimag	Donation to Health centre /furnishing cost/	2011.11.15			948.7	948.7	Aduunchuluun JSC	948.7		

№	Soum	Description	Date	Total			Amount (MNT'000)	Name of company	Donation Receipt Confirmation		
				Tax, fee, charge and penalty	Contribution at rate of 50% to Environment protection special account	Donation			Confirmed	Unconfirmed	Comment
24	Aimag	Auto diagnostic fee of 2011	2011.04.08	569.3			569.3	Aduunchuluun JSC	569.3		
25	Aimag	Donation to Governor Administration	2011.07.28			50,000.0	50,000.0	Buman-Olz LLC	50,000.0		
26	Aimag	Donation to Nature Environment Department /Monetary/	2011.08.30			180.0	180.0	Shini shini LLC		180.0	Replied that not received .
27	Aimag	Donation to aimag's Development Fund /Monetary/	2011.07.18			10,000.0	10,000.0	Shini shini LLC	10,000.0		
28	Aimag	Monument	2011.06.27			25,280.0	25,280.0	Centerra gold Mongolia LLC	25,280.0		
29	Aimag	Donation for 80th Anniversary of Court /Monetary/	2011.07.30			2,000.0	2,000.0	Shini shini LLC		2,000.0	Replied that not received .
30	Aimag	Penalty to PIA	2011.02.15	200.0			200.0	Shini shini LLC		200.0	Replied that not received it in bank account.
31	Aimag	Penalty to PIA	2011.03.18	250.0			250.0	Shini shini LLC		250.0	
32	Aimag	Penalty to custom	2011.03.15	200.0			200.0	Shini shini LLC		200.0	
33	Aimag	Traffic Police Office	2011.03.25	10.0			10.0	Shini shini LLC		10.0	
34	Aimag	Traffic Police Office	2011.04.20	5.0			5.0	Shini shini LLC		5.0	
35	Aimag	PIA	2011.04.29	30.0			30.0	Shini shini LLC		30.0	
36	Aimag	Fee	2011.04.29	109.0			109.0	Shini shini LLC		109.0	
37	Aimag	Custom Office of aimag	2011.05.29	250.0			250.0	Shini shini LLC		250.0	
38	Aimag	PIA	2011.07.25	561.6			561.6	Shini shini LLC		561.6	
39	Aimag	Transport Agency	2011.07.30	250.0			250.0	Shini shini LLC		250.0	
40	Aimag	Traffic Police Office	2011.07.30	5.0			5.0	Shini shini LLC		5.0	

№	Soum	Description	Date	Total			Amount (MNT'000)	Name of company	Donation Receipt Confirmation		
				Tax, fee, charge and penalty	Contribution at rate of 50% to Environment protection special account	Donation			Confirmed	Unconfirmed	Comment
41	Aimag	Traffic Police Office	2011.08.30	2.0			2.0	Shini shini LLC		2.0	
42	Aimag	Traffic Police Office	2011.09.20	29.0			29.0	Shini shini LLC		29.0	
43	Aimag	Traffic Police Office	2011.09.20	25.0			25.0	Shini shini LLC		25.0	
44	Aimag	Custom Office	2011.09.29	100.0			100.0	Shini shini LLC		100.0	
45	Aimag	PIA	2011.09.29	250.0			250.0	Shini shini LLC		250.0	
46	Aimag	PIA	2011.09.30	40.0			40.0	Shini shini LLC		40.0	
47	Aimag	Traffic Police Office	2011.09.30	6.0			6.0	Shini shini LLC		6.0	
48	Aimag	Traffic Police Office	2011.09.30	10.0			10.0	Shini shini LLC		10.0	
49	Aimag	Penalty to Audit Department	2011.11.17	23,760.0			23,760.0	Shini shini LLC	23,760.0		
50	Aimag	Communication coordinating committee	2011.11.18	200.0			200.0	Shini shini LLC		200.0	
51	Aimag	Custom Office of aimag	2011.11.20	121.6			121.6	Shini shini LLC		121.6	
52	Aimag	Custom Office of aimag	2011.12.15	60.6			60.6	Shini shini LLC		60.6	
53	Aimag	MNE deposit	2011.04.27		100.0		100.0	Zaraya holding's LLC	100.0		
54	Bayandun	Bored deep well /well pipe/	2011.07.05			5,250.0	5,250.0	Dun-Erdene LLC	5,250.0		
55	Bayandun	Bored deep well	2011.07.06			250.0	250.0	Dun-Erdene LLC	250.0		
56	Bayandun	Bored deep well /fuel/	2011.07.28			2,270.0	2,270.0	Dun-Erdene LLC	2,270.0		
57	Bayandun	advance	2011.09.12			4,200.0	4,200.0	Dun-Erdene LLC	4,200.0		
58	Bayandun	introduction board of 3 soums	2011.09.13			5,410.0	5,410.0	Dun-Erdene LLC	5,410.0		
59	Bayandun	remain payment of stupa	2011.09.30			2,800.0	2,800.0	Dun-Erdene LLC	2,800.0		
60	Bayandun	According the cooperation contract	2011.03.31			3,000.0	3,000.0	Jump Alt LLC	3,000.0		
61	Bayandun	According the cooperation contract	2011.05.10			3,000.0	3,000.0	Jump Alt LLC	3,000.0		

№	Soum	Description	Date	Total			Amount (MNT'000)	Name of company	Donation Receipt Confirmation		
				Tax, fee, charge and penalty	Contribution at rate of 50% to Environment protection special account	Donation			Confirmed	Unconfirmed	Comment
62	Bayandun	According the cooperation contract	2011.08.08			1,500.0	1,500.0	Jump Alt LLC	1,500.0		
63	Bayandun	According the cooperation contract	2011.09.16			4,500.0	4,500.0	Jump Alt LLC	4,500.0		
64	Bayandun	Donation /Monetary/	2011.07.30			500.0	500.0	Shini shini LLC		500.0	Replied that not received .
65	Bayandun	Donation /Monetary/	2011.08.30			1,000.0	1,000.0	Shini shini LLC		1,000.0	Replied that not received .
66	Bayandun	Donation /Non-monetary/	2011.09.01			500.0	500.0	Emeelt mainz LLC	500.0		
67	Bayan-Tumen	Water and mineral water use fee	2011.05.02	150.0			150.0	Mongol Alt Mak LLC	150.0		
68	Bayan-Tumen	Land fee	2011.12.21	8,659.2			8,659.2	Mongol Alt Mak LLC	8,659.2		
69	Bayan-Tumen	MNE deposit	2011.03.10		500.0		500.0	Mongol Alt Mak LLC	500.0		
70	Bayan-Tumen	Donation /Monetary/	2011			1,000.0	1,000.0	NPI LLC	1,000.0		
71	Bayan-Tumen	Donation /Non-monetary/	2011			896.0	896.0	NPI LLC	896.0		
72	Bayan-Tumen	MNE deposit	2011.01.11		200.0		200.0	Emeelt mainz LLC	200.0		
73	Bulgan	MNE deposit	2011		300.0		300.0	Dornin khuder LLC	300.0		
74	Bulgan	MNE deposit	2011		200.0		200.0	Dornin khuder LLC	200.0		
75	Gurvan zagal	Donation /Monetary/	2011.09.20			200.0	200.0	Shini shini LLC		200.0	Replied that not received .
76	Gurvan zagal	Support soum's activity	2011.12.31			400.0	400.0	Tengre terra resources LLC.	400.0		
77	Dashbalbar	Donation to Governor Administration /Monetary/	2011.04.22			2,500.0	2,500.0	Zaraya holding's LLC	2,500.0		

№	Soum	Description	Date	Total			Amount (MNT'000)	Name of company	Donation Receipt Confirmation		
				Tax, fee, charge and penalty	Contribution at rate of 50% to Environment protection special account	Donation			Confirmed	Unconfirmed	Comment
78	Dashbalbar	MNE deposit	2011.04.22		200.0		200.0	Zaraya holding's LLC	200.0		
79	Dashbalbar	Support soum's activity	2011.12.31			400.0	400.0	Tengre terra resources LLC.	400.0		
80	Dashbalbar	MNE deposit	2011.04.15		100.0		100.0	Western Prospector Mongolia LLC	100.0		
81	Dashbalbar	Donation /Monetary/	2011.05.29			1,000.0	1,000.0	Shini shini LLC	1,000.0		
82	Dashbalbar	Donation /Monetary/	2011.07.30			500.0	500.0	Shini shini LLC		500.0	Replied that not received
83	Dashbalbar	MNE deposit	2011.04.15		150.0		150.0	Emeelt mainz LLC	150.0		
84	Dashbalbar	MNE deposit	2011.08.16		300.0		300.0	Emeelt mainz LLC	300.0		
85	Dashbalbar	Water and mineral water use fee	2011.04.15	3,000.0			3,000.0	Эж Балей ХХК		3,000.0	
86	Dashbalbar	Water fee Penalty	2011.02.15	30,780.0			30,780.0	Shini shini LLC	30,780.0		
87	Matad	Land fee	2011.04.08	5.0			5.0	Petro matad LLC	5.0		
88	Matad	Land fee	2011.06.21	35.0			35.0	Petro matad LLC	35.0		
89	Matad	Land license fee	2011.08.15	35.0			35.0	Petro matad LLC	35.0		
90	Matad	Land license fee	2011.09.08	175.0			175.0	Petro matad LLC	175.0		
91	Matad	Land fee	2011.06.21	7.5			7.5	Petro matad LLC	7.5		
92	Matad	Land fee	2011.09.08	7.5			7.5	Petro matad LLC	7.5		
93	Matad	Land fee	2011.09.08	157.5			157.5	Petro matad LLC	157.5		
94	Matad	Land fee	2011.09.08	7.5			7.5	Petro matad LLC	7.5		
95	Matad	Land fee	2011.12.29	37.5			37.5	Petro matad LLC	37.5		
96	Matad	Water and mineral water use fee	2011.09.08	276.0			276.0	Petro matad LLC	276.0		

№	Soum	Description	Date	Total			Amount (MNT'000)	Name of company	Donation Receipt Confirmation		
				Tax, fee, charge and penalty	Contribution at rate of 50% to Environment protection special account	Donation			Confirmed	Unconfirmed	Comment
97	Matad	Water and mineral water use fee	2011.11.01	138.1			138.1	Petro matad LLC	138.1		
98	Matad	Service fee	2011.11.04	256.7			256.7	Petro matad LLC	256.7		
99	Matad	Penalty	2011.09.05	250.0			250.0	Petro matad LLC	250.0		
100	Matad	Donation to kindergarten to toys /non-monetary/	2011.05.26			10,550.0	10,550.0	Petro matad LLC	10,550.0		
101	Matad	Donation /Monetary/	2011-04			36,126.6	36,126.6	Petro China Dachin Tamsag LLC	36,126.6		
102	Matad	Donation to Governor Administration /Non-monetary/	2011-05			3,392.0	3,392.0	Petro China Dachin Tamsag LLC	3,392.0		
103	Matad	Donation to Governor Administration /Non-monetary/	2011-05			945.0	945.0	Petro China Dachin Tamsag LLC	945.0		
104	Matad	Donation to Governor Administration /Non-monetary/	2011-12			6,450.0	6,450.0	Petro China Dachin Tamsag LLC	6,450.0		
105	Matad	MNE deposit	2011.03.22		100.4		100.4	Sod gazar LLC	100.4		
106	Matad	MNE deposit	2011.05.09		200.3		200.3	Sod gazar LLC	200.3		
107	Matad	Land fee	2011.12.15	510.0			510.0	Magnai Trade LLC	510.0		
108	Sergelen	MNE deposit	2011.10.11		120.0		120.0	Western Prospector Mongolia LLC	120.0		
109	Sergelen	Donation /Monetary/	2011.02.15			5,000.0	5,000.0	Shini shini LLC	5,000.0		
110	Sergelen	Donation /Monetary/	2011.07.30			1,000.0	1,000.0	Shini shini LLC	1,000.0		
111	Sergelen	Donation to Governor administration /Monetary/	2011.07.28			2,000.0	2,000.0	Emeelt mainz LLC	2,000.0		
112	Khalkhgol	Donation to Police Department /Monetary/	2011-07			2,000.0	2,000.0	Petro China Dachin Tamsag LLC	2,000.0		
113	Kherlen	Land fee	2011.05.10	210.6			210.6	Mongol Alt Mak LLC	210.6		
114	Kherlen	Donation for 80th Anniversary /Monetary/	2011.04.20			1,000.0	1,000.0	Shini shini LLC		1,000.0	Replied that not received
115	Kherlen	Donation /Monetary/	2011.07.25			100.0	100.0	Shini shini LLC		100.0	Replied

№	Soum	Description	Date	Total			Amount (MNT'000)	Name of company	Donation Receipt Confirmation		
				Tax, fee, charge and penalty	Contribution at rate of 50% to Environment protection special account	Donation			Confirmed	Unconfirmed	Comment
											that not received
116	Kherlen	Donation of computer to bag №7 /Non-Monetary/	2011.10.29			600.0	600.0	Shini shini LLC	600.0		
117	Tsagaan-Ovoo	Water and mineral water use fee		150.0			150.0	Centerra gold Mongolia LLC	150.0		
118	Tsagaan-Ovoo	Water and mineral water use fee	2011.05.06	150.0			150.0	Centerra gold Mongolia LLC	150.0		
119	Tsagaan-Ovoo	Water and mineral water use fee	2011.06.08	150.0			150.0	Centerra gold Mongolia LLC	150.0		
120	Tsagaan-Ovoo	Water and mineral water use fee	2011.08.10	150.0			150.0	Centerra gold Mongolia LLC	150.0		
121	Tsagaan-Ovoo	Water and mineral water use fee	2011.09.23	225.0			225.0	Centerra gold Mongolia LLC	225.0		
122	Tsagaan-Ovoo	Water and mineral water use fee	2011.12.13	450.0			450.0	Centerra gold Mongolia LLC	450.0		
123	Tsagaan-Ovoo	Donation	2011.02.21			1,000.0	1,000.0	Centerra gold Mongolia LLC	1,000.0		
124	Tsagaan-Ovoo	Assignment to Soum's Project	2011.10.26			5,000.0	5,000.0	Boroo Gold LLC	5,000.0		
125	Tsagaan-Ovoo	Water and mineral water use fee	2011.07.05	150.0			150.0	Centerra gold Mongolia LLC	150.0		
126	Tsagaan-Ovoo	Water and mineral water use fee	2011.12.02	225.0			225.0	Centerra gold Mongolia LLC	225.0		
127	Choibalsan	Donation to Governor administration /Monetary/	2011.03.31			1,000.0	1,000.0	Shanlun LLC	1,000.0		
128	Choibalsan	Donation to Governor administration /Monetary/	2011.07.18			300.0	300.0	Shanlun LLC	300.0		
129	Choibalsan	Donation to Governor administration /Monetary/	2011.08.22			3,000.0	3,000.0	Shanlun LLC	3,000.0		
130	Choibalsan	Donation to Governor administration /non-monetary/	2011.07.19			7,000.0	7,000.0	Shanlun LLC	7,000.0		

№	Soum	Description	Date	Total			Amount (MNT'000)	Name of company	Donation Receipt Confirmation		
				Tax, fee, charge and penalty	Contribution at rate of 50% to Environment protection special account	Donation			Confirmed	Unconfirmed	Comment
	Total			76,773.2	2,470.7	479,827.7	559,071.6	-	547,876.8	11,194.8	

11. Dundgovi aimag

№	Soum	Description	Date	Total			Amount (MNT'000)	Name of company	Donation Receipt Confirmation		
				Tax, fee, charge and penalty	Contribution at rate of 50% to Environment protection special account	Donation			Confirmed	Unconfirmed	Comment
1	Aimag	Donation to Governor Administration	2011.04.26			3,000.0	3,000.0	Mongolrustsvetmet LLC	2,000.0	1,000.0	Replied that not received.
2	Aimag	Donation to Governor Administration 70th Anniversary/Monetary/	2011.06.13			500.0	500.0	Samtan Morris LLC	500.0		
3	Aimag	Donation to Anniversary	2011.03.29			4,000.0	4,000.0	Taishen development LLC	4,000.0		
4	Aimag	Donation to 70th Anniversary	2011.07.22			3,000.0	3,000.0	Gobi Coal and Energy LLC	3,000.0		
5	Aimag	Donation to Governor Administration	2011.05.24			1,000.0	1,000.0	Big Mogul Coal and Energy LLC	1,000.0		
6	Aimag	Donation to Governor Administration	2011.06.09			2,000.0	2,000.0	Big Mogul Coal and Energy LLC	2,000.0		

№	Soum	Description	Date	Total			Amount (MNT'000)	Name of company	Donation Receipt Confirmation		
				Tax, fee, charge and penalty	Contribution at rate of 50% to Environment protection special account	Donation			Confirmed	Unconfirmed	Comment
7	Aimag	Donation to Governor Administration	2011.06.09			1,000.0	1,000.0	Big Mogul Coal and Energy LLC	1,000.0		
8	Aimag	Fee to exploitation of mining resources	2011	6,362.7			6,362.7	Big Mogul Coal and Energy LLC	6,362.7		
9	Aimag	Air pollution fee	2011	1,690.0			1,690.0	Big Mogul Coal and Energy LLC	1,690.0		
10	Aimag	Land fee	2011	880.0			880.0	Big Mogul Coal and Energy LLC	880.0		
11	Aimag	MNE deposit	2011.05.24		500.0		500.0	Big Mogul Coal and Energy LLC	500.0		
12	Aimag	Donation to Governor Administration for 70th Anniversary	2011.05.21			2,000.0	2,000.0	MCTT LLC	2,000.0		
13	Aimag	Donation for 20th anniversary /monetary/	2011.07.05			5,000.0	5,000.0	MCTT LLC	5,000.0		
14	Aimag	Donation to LSWA	2011.07.08			1,200.0	1,200.0	MCTT LLC	1,200.0		
15	Aimag	Donation for 70th anniversary /Non-monetary/	2011.07.18			50,000.0	50,000.0	Erdenet mining corporation LLC	50,000.0		
16	Aimag	Penalty	2011.06.21	250.0			250.0	MCTT LLC	250.0		
17	Aimag	Penalty	2011.09.27	150.0			150.0	MCTT LLC	150.0		
18	Aimag	Land fee	2011.07.26	560.0			560.0	MCTT LLC	560.0		
19	Aimag	Land fee	2011.08.25	8,160.0			8,160.0	MCTT LLC	8,160.0		
20	Aimag	Land fee	2011.09.06	2,830.0			2,830.0	MCTT LLC	2,830.0		
21	Adaatsag	Donation /Monetary/	2011.02.23			300.0	300.0	Erdenejas LLC	300.0		
22	Bayanjargalan	Donation to Governor Administration /Monetary/	2011.09.23			3,000.0	3,000.0	Mongol Alt Mak LLC	3,000.0		
23	Bayanjargalan	Water and mineral water use fee	2011.08.13	800.0			800.0	Mongol Alt Mak LLC	800.0		

№	Soum	Description	Date	Total			Amount (MNT'000)	Name of company	Donation Receipt Confirmation		
				Tax, fee, charge and penalty	Contribution at rate of 50% to Environment protection special account	Donation			Confirmed	Unconfirmed	Comment
24	Bayanjargalan	Donation to Governor Administration to the anniversary /monetary/	2011.04.25			2,000.0	2,000.0	Mongolrustsvetmet LLC	2,000.0		
25	Bayanjargalan	Land fee	2011.04.12	2,968.0			2,968.0	Mongolrustsvetmet LLC	2,968.0		
26	Bayanjargalan	Water and mineral water use fee	2011.07.22	1,000.0			1,000.0	Mongolrustsvetmet LLC	1,000.0		
27	Bayanjargalan	Donation to Anniversary	2011.05.23			4,000.0	4,000.0	Taishen development LLC	4,000.0		
28	Bayanjargalan	MNE deposit	2011.10.30		6,000.0		6,000.0	Taishen development LLC	6,000.0		
29	Bayanjargalan	MNE deposit	2011.03.25		100.0		100.0	Tethys Mining LLC	100.0		
30	Bayanjargalan	MNE deposit	2011.03.25		100.0		100.0	Tethys Mining LLC	100.0		
31	Bayanjargalan	MNE deposit	2011.03.25		100.0		100.0	Tethys Mining LLC	100.0		
32	Bayanjargalan	MNE deposit	2011.03.25		100.0		100.0	Tethys Mining LLC	100.0		
33	Bayanjargalan	Water and mineral water use fee	2011	503.4			503.4	Big Mogul Coal and Energy LLC	503.4		
34	Bayanjargalan	Water and mineral water use fee	2011	503.4			503.4	Big Mogul Coal and Energy LLC		503.4	Replied that not received.
35	Bayanjargalan	Donation to Governor Administration /construction/	2011.06.28			5,000.0	5,000.0	MCTT LLC	5,000.0		
36	Bayanjargalan	Donation to Governor Administration /Naadam/	2011.06.28			5,000.0	5,000.0	MCTT LLC	5,000.0		
37	Bayanjargalan	Donation to Governor Administration /electric repair/	2011.06.28			1,200.0	1,200.0	MCTT LLC	1,200.0		
38	Bayanjargalan	MNE deposit	2011.03.17		6,500.0		6,500.0	MCTT LLC	6,500.0		
39	Bayanjargalan	Land fee	2011.03.11	200.0			200.0	MCTT LLC	200.0		
40	Bayanjargalan	Land fee	2011.03.11	55.5			55.5	MCTT LLC	55.5		
41	Bayanjargalan	Land fee	2011.07.18	200.0			200.0	MCTT LLC	200.0		
42	Bayanjargalan	Land fee	2011.09.19	200.0			200.0	MCTT LLC	200.0		

№	Soum	Description	Date	Total			Amount (MNT'000)	Name of company	Donation Receipt Confirmation		
				Tax, fee, charge and penalty	Contribution at rate of 50% to Environment protection special account	Donation			Confirmed	Unconfirmed	Comment
43	Bayanjargalan	Land fee	2011.11.30	200.0			200.0	MCTT LLC	200.0		
44	Bayanjargalan	Water and mineral water use fee	2011.03.11	160.0			160.0	MCTT LLC	160.0		
45	Bayanjargalan	Water and mineral water use fee	2011.07.18	250.0			250.0	MCTT LLC	250.0		
46	Bayanjargalan	Water and mineral water use fee	2011.09.19	250.0			250.0	MCTT LLC	250.0		
47	Bayanjargalan	Water and mineral water use fee	2011.11.30	340.0			340.0	MCTT LLC	340.0		
48	Bayanjargalan	MNE deposit	2011.8.15		1,000.0		1,000.0	Mongol Alt Mak LLC	1,000.0		
49	DelgerKhangai	Land fee	2011.12.15	1,890.8			1,890.8	Mongol Alt Mak LLC	1,890.8		
50	Ulziit	MNE deposit	2011.12.02		25,000.0		25,000.0	Bayantegsh Impex LLC	25,000.0		
51	Ulziit	Donation	2011.06.03			500.0	500.0	Ikh Mongol Mining LLC	500.0		
52	Ulziit	MNE deposit	2011.06.20		50.0		50.0	Ikh Mongol Mining LLC	50.0		
53	Ulziit	Fee to exploitation of mining resources	2011	107,703.9			107,703.9	Adil-Och LLC	107,703.9		
54	Ulziit	Land fee	2011	886.4			886.4	Adil-Och LLC	886.4		
55	Ulziit	Water and mineral water use fee	2011	300.0			300.0	Adil-Och LLC	300.0		
56	Ulziit	MNE deposit	2011.07.20		300.0		300.0	South Gobi Sands LLC	300.0		
57	Ulziit	Dust-cart cost	2011.07.07			8,000.0	8,000.0	South Gobi Sands LLC	8,000.0		
58	Saikhan-Ovoo	Donation	2011.06.03			500.0	500.0	Ikh Mongol Mining LLC	500.0		
59	Saikhan-Ovoo	MNE deposit	2011.06.20		50.0		50.0	Ikh Mongol Mining LLC	50.0		
60	Erdenedalai	MNE deposit	2011.04.20		200.0		200.0	Samtan Morris LLC	200.0		

№	Soum	Description	Date	Total			Amount (MNT'000)	Name of company	Donation Receipt Confirmation		
				Tax, fee, charge and penalty	Contribution at rate of 50% to Environment protection special account	Donation			Confirmed	Unconfirmed	Comment
61	Erdenedalai	Donation to soum's Development Fund /monetary/	2011.06.13			1,000.0	1,000.0	Samtan Morris LLC	1,000.0		
62	Erdenedalai	Donation to Governor Administration	2011.04.04			2,000.0	2,000.0	Gobi Coal and Energy LLC		2,000.0	Replied that not received.
63	Erdenedalai	Donation /To computer/	2011.01.03			722.7	722.7	Gobi Coal and Energy LLC		722.7	Replied that not received.
64	Erdenedalai	MNE deposit	2011.01.17		450.0		450.0	Gobi Coal and Energy LLC	450.0		
65	Erdenedalai	MNE deposit	2011.02.28		500.0		500.0	Gobi Coal and Energy LLC	500.0		
66	Erdenedalai	Donation /Monetary/	2011.07.05			2,500.0	2,500.0	Erdenejas LLC	2,500.0		
	Total			139,294.0	40,950.0	108,422.7	288,666.7	-	284,440.7	4,226.1	

12. Zavkhan aimag

№	Soum	Description	Date	Total			Amount (MNT'000)	Name of company	Donation Receipt Confirmation		
				Tax, fee, charge and penalty	Contribution at rate of 50% to Environment protection special account	Donation			Confirmed	Unconfirmed	Comment
1	Aldarkhaan	Support soum's activity	2011.12.31			500.0	500.00	Tengre terra resources LLC.	500.0		
2	Bayankhairkhan	MNE deposit	2011.06.03		100.0		100.00	Tethys Mining LLC	100.0		
3	Bayankhairkhan	MNE deposit	2011.06.03		100.0		100.00	Tethys Mining LLC	100.0		
4	Bayankhairkhan	MNE deposit	2011.06.03		100.0		100.00	Tethys Mining LLC	100.0		
5	Bayankhairkhan	MNE deposit	2011.06.03		100.0		100.00	Tethys Mining LLC	100.0		

№	Soum	Description	Date	Total			Amount (MNT'000)	Name of company	Donation Receipt Confirmation		
				Tax, fee, charge and penalty	Contribution at rate of 50% to Environment protection special account	Donation			Confirmed	Unconfirmed	Comment
6	Durvuljin	MNE deposit	2011.07.23		500.0		500.0	Mongol Alt Mak LLC	500.0		
7	Durvuljin	Support soum's activity	2011.12.31			500.0	500.00	Tengre terra resources LLC.	500.0		
8	Durvuljin	To SGOSI	2011.11.18	2,500.0			2,500.0	Bayan airag exploration LLC	2,500.0		
9	Durvuljin	Water and mineral water use fee	2011.07.22	48.9			48.9	Bayan airag exploration LLC	48.9		
10	Durvuljin	Water and mineral water use fee	2011.11.04	33.8			33.8	Bayan airag exploration LLC	33.8		
11	Durvuljin	MNE deposit	2011.09.16		1,000.0		1,000.0	Bayan airag exploration LLC	1,000.0		
12	Zavkhan mandal	MNE deposit	2011.09.15		250.0		250.0	Samtan Morris LLC	250.0		
13	Zavkhan mandal	Donation to Governor Administration /Monetary/	2011.08.23			1,000.0	1,000.0	Samtan Morris LLC	1,000.0		
14	Numrug	MNE deposit	2011.03.23		100.0		100.00	Tethys Mining LLC	100.0		
15	Tudevtei	MNE deposit	2011.06.03		100.0		100.00	Tethys Mining LLC	100.0		
16	Tudevtei	MNE deposit	2011.06.03		100.0		100.00	Tethys Mining LLC	100.0		
17	Tudevtei	MNE deposit	2011.06.03		100.0		100.00	Tethys Mining LLC	100.0		
18	Tudevtei	MNE deposit	2011.06.03		100.0		100.00	Tethys Mining LLC	100.0		
19	Tudevtei	MNE deposit	2011.06.03		100.0		100.00	Tethys Mining LLC	100.0		
20	Erdenekhairkhan	MNE deposit	2011.04.03		150.0		150.0	Samtan Morris LLC	150.0		
21	Erdenekhairkhan	Support soum's activity	2011.12.31			500.0	500.00	Tengre terra resources LLC.	500.0		
22	Erdenekhairkhan	Water and mineral water use fee	2011.12.29	79.0			79.0	Bayan airag exploration LLC	79.0		
23	Erdenekhairkhan	MNE deposit	2011.11.25		1,100.0		1,100.0	Bayan airag exploration LLC	1,100.0		
24	Yaruu	Support soum's activity	2011.12.31			500.0	500.00	Tengre terra resources LLC.	500.0		
	Total			2,661.7	4,000.0	3,000.0	9,661.7	-	9,661.7	-	

13. Orkhon aimag

№	Soum	Description	Date	Total			Amount (MNT'000)	Name of company	Donation Receipt Confirmation		
				Tax, fee, charge and penalty	Contribution at rate of 50% to Environment protection special account	Donation			Confirmed	Unconfirmed	Comment
1	Aimag	To SGOSI	2011.05.05	2,173.6			2,173.6	Magnai Trade LLC	2,173.6		
2	Aimag	To SSIGO	2011.05.31	2,257.6			2,257.6	Magnai Trade LLC	2,257.6		
3	Aimag	To SSIGO	2011.06.28	2,111.8			2,111.8	Magnai Trade LLC	2,111.8		
4	Aimag	To SSIGO	2011.08.04	2,078.8			2,078.8	Magnai Trade LLC	2,078.8		
5	Aimag	To SSIGO	2011.08.31	2,252.2			2,252.2	Magnai Trade LLC	2,252.2		
6	Aimag	To SSIGO	2011.09.29	2,167.5			2,167.5	Magnai Trade LLC	2,167.5		
7	Aimag	To SSIGO	2011.10.31	2,123.0			2,123.0	Magnai Trade LLC	2,123.0		
8	Aimag	To SSIGO	2011.11.28	2,107.6			2,107.6	Magnai Trade LLC	2,107.6		
9	Aimag	To SSIGO	2011.12.27	1,967.9			1,967.9	Magnai Trade LLC	1,967.9		
10	Aimag	Donation to local administration 35th Anniversary /Monetary/	2011.06.27			10,000.0	10,000.0	Erdenet mining corporation LLC	10,000.0		
13	Aimag	Donation to Police Department 35th Anniversary /Monetary/	2011.07.07			15,000.0	15,000.0	Erdenet mining corporation LLC	15,000.0		
14	Aimag	Donation to №14 school	2011.10.12			200.0	200.0	Erdenet mining corporation LLC	200.0		
15	Aimag	Donation to crown agent /Monetary/	2011.12.16			8,000.0	8,000.0	Erdenet mining corporation LLC	8,000.0		

№	Soum	Description	Date	Total			Amount (MNT'000)	Name of company	Donation Receipt Confirmation		
				Tax, fee, charge and penalty	Contribution at rate of 50% to Environment protection special account	Donation			Confirmed	Unconfirmed	Comment
	Total			19,240.0	-	33,200.0	52,440.0	-	52,440.0	-	

14. Uvurkhangai aimag

№	Soum	Description	Date	Total			Amount (MNT'000)	Name of company	Donation Receipt Confirmation		
				Tax, fee, charge and penalty	Contribution at rate of 50% to Environment protection special account	Donation			Confirmed	Unconfirmed	Comment
1	Aimag	Land fee	2011.11.10	50.0			50.0	Magnai Trade LLC	50.0		
2	Aimag	Donation to Governor Administration	2011.06.20			20,000.0	20,000.0	AUM LLC	20,000.0		
3	Aimag	Donation to Court Department	2011.06.22			2,000.0	2,000.0	AUM LLC	2,000.0		
4	Aimag	Donation to Taxation Authority/to anniversary/	2011.09.09			700.0	700.0	AUM LLC	700.0		
5	Aimag	Donation to Governor Administration	2011.01.28			15,000.0	15,000.0	Gatsuurt LLC	15,000.0		
6	Aimag	Donation to Inspector Authority	2011.08.31			4,000.0	4,000.0	Gatsuurt LLC	4,000.0		
7	Aimag	Donation to Governor Administration	2011.10.14			20,000.0	20,000.0	Gatsuurt LLC	20,000.0		
8	Aimag	Corporate Income Tax	2011.06.29	0.2			0.2	Bayanteeg.LC	0.2		
9	Aimag	VAT	2011.01.28	8,000.0			8,000.0	Bayanteeg.LC	8,000.0		
10	Aimag	VAT	2011.01.31	4,000.0			4,000.0	Bayanteeg.LC	4,000.0		
11	Aimag	VAT	2011.03.10	15,000.0			15,000.0	Bayanteeg.LC	15,000.0		
12	Aimag	VAT	2011.05.31	2,450.0			2,450.0	Bayanteeg.LC	2,450.0		
13	Aimag	VAT	2011.07.19	4,000.0			4,000.0	Bayanteeg.LC	4,000.0		
14	Aimag	VAT	2011.10.10	10,000.0			10,000.0	Bayanteeg.LC	10,000.0		
15	Aimag	VAT	2011.11.08	11,789.0			11,789.0	Bayanteeg.LC	11,789.0		

№	Soum	Description	Date	Total			Amount (MNT'000)	Name of company	Donation Receipt Confirmation		
				Tax, fee, charge and penalty	Contribution at rate of 50% to Environment protection special account	Donation			Confirmed	Unconfirmed	Comment
16	Aimag	VAT	2011.12.12	14,116.0			14,116.0	Bayanteeg.LC	14,116.0		
17	Aimag	VAT	2011.12.30	11,000.0			11,000.0	Bayanteeg.LC	11,000.0		
18	Aimag	Fee to exploitation of mining resources	2011.03.10	1,404.6			1,404.6	Bayanteeg.LC	1,404.6		
19	Aimag	Fee to exploitation of mining resources	2011.03.30	7,700.0			7,700.0	Bayanteeg.LC	7,700.0		
20	Aimag	Fee to exploitation of mining resources	2011.10.10	250.0			250.0	Bayanteeg.LC	250.0		
21	Aimag	Fee to exploitation of mining resources	2011.10.11	2,250.0			2,250.0	Bayanteeg.LC	2,250.0		
22	Aimag	Fee to exploitation of mining resources	2011.12.12	6,700.0			6,700.0	Bayanteeg.LC	6,700.0		
23	Aimag	Fee to exploitation of mining resources	2011.12.30	7,500.0			7,500.0	Bayanteeg.LC	7,500.0		
24	Aimag	Air pollution fee	2011.12.16	44,400.0			44,400.0	Bayanteeg.LC	44,400.0		
25	Aimag	Penalty	2011.12.28	3,323.4			3,323.4	Bayanteeg.LC	3,323.4		
26	Aimag	Immovable property tax	2011.03.10	300.0			300.0	Bayanteeg.LC	300.0		
27	Aimag	Immovable property tax	2011.10.26	646.5			646.5	Bayanteeg.LC	646.5		
28	Aimag	Vehicle tax	2011.03.29	506.8			506.8	Bayanteeg.LC	506.8		
29	Aimag	Vehicle tax	2011.10.10	389.2			389.2	Bayanteeg.LC	389.2		
30	Aimag	Land fee	2011.10.26	524.2			524.2	Bayanteeg.LC	524.2		
31	Aimag	Donation for 80th Anniversary	2011.03.29			5,000.0	5,000.0	Bayanteeg.LC	5,000.0		
32	Aimag	Donation	2011.01.06			2,000.0	2,000.0	Bayanteeg.LC	2,000.0		
33	Aimag	Donation to investigation department	2011.06.30			950.0	950.0	Bayanteeg.LC	950.0		
34	Aimag	Donation	2011.07.28			500.0	500.0	Bayanteeg.LC	500.0		
35	Aimag	To Court Department Donation	2011.06.30			1,000.0	1,000.0	Bayanteeg.LC	1,000.0		
36	Arvaikheer	Vehicle tax	2011.08.11	545.7			545.7	Gatsuurt LLC	545.7		
37	Arvaikheer	Land fee	2011.07.26	10,070.0			10,070.0	Gatsuurt LLC	10,070.0		

№	Soum	Description	Date	Total			Amount (MNT'000)	Name of company	Donation Receipt Confirmation		
				Tax, fee, charge and penalty	Contribution at rate of 50% to Environment protection special account	Donation			Confirmed	Unconfirmed	Comment
38	Arvaikheer	Water and mineral water use fee	2011.08.03	15,000.0			15,000.0	Gatsuurt LLC	15,000.0		
39	Arvaikheer	Donation to Governor Administration /to anniversary/	2011.09.12			300.0	300.0	AUM LLC	300.0		
40	Bat-Ulzii	Donation to Governor Administration	2011.02.01			3,597.5	3,597.5	Gatsuurt LLC	3,597.5		
41	Bayan-Undur	Service fee paid to local administrations	2011.10.05	1,260.0			1,260.0	Samtan Morris LLC	1,260.0		
42	Bogd	MNE deposit	2011.03.15		100.00		100.0	Sod gazar LLC	100.0		
43	Bogd	MNE deposit	2011.11.03		100.30		100.3	Sod gazar LLC	100.3		
44	Nariinteel	Donation to Governor Administration	2011.07.09			1,000.0	1,000.0	Bayanteeg.LC	1,000.0		
45	Nariinteel	MNE deposit	2011.03.15		800.0		800.0	Peabody-Winsway resources LLC	800.0		
46	Nariinteel	Water and mineral water use fee	2011.01.09	1,440.0			1,440.0	Peabody-Winsway resources LLC	1,440.0		
47	Tugrug	Water and mineral water use fee	2011.05.16	6,690.0			6,690.0	Cupcorp Mongolia LLC	6,690.0		
48	Tugrug	Land fee	2011.07.07	240.0			240.0	Cupcorp Mongolia LLC	240.0		
49	Tugrug	Water and mineral water use fee	2011.03.25	1,435.0			1,435.0	Cupcorp Mongolia LLC	1,435.0		
50	Tugrug	Water and mineral water use fee	2011.03.25	1,385.0			1,385.0	Cupcorp Mongolia LLC	1,385.0		
51	Uyanga	Donation to Governor Administration	2011.06.10			20,000.0	20,000.0	AUM LLC	20,000.0		
52	Uyanga	Donation	2011.06.20			21,000.0	21,000.0	AUM LLC	21,000.0		
53	Uyanga	Donation to Governor Administration	2011.07.06			20,000.0	20,000.0	AUM LLC	20,000.0		
54	Uyanga	Donation to Governor Administration	2011.07.26			10,000.0	10,000.0	AUM LLC	10,000.0		
55	Uyanga	Donation to Governor Administration	2011.10.04			25,000.0	25,000.0	AUM LLC	25,000.0		

№	Soum	Description	Date	Total			Amount (MNT'000)	Name of company	Donation Receipt Confirmation		
				Tax, fee, charge and penalty	Contribution at rate of 50% to Environment protection special account	Donation			Confirmed	Unconfirmed	Comment
56	Khaikhandulaan	MNE deposit	2011.03.15		400.0		400.0	Peabody-Winsway resources LLC	400.0		
57	Khaikhandulaan	MNE deposit	2011.10.10		200.0		200.0	Peabody-Winsway resources LLC	200.0		
58	Khaikhandulaan	Water and mineral water use fee	2011.01.09	960.0			960.0	Peabody-Winsway resources LLC	960.0		
Total				195,325.6	1,600.3	172,047.5	368,973.4	-	368,973.4	-	

15. Umnugovi aimag

№	Soum	Description	Date	Total			Amount (MNT'000)	Name of company	Donation Receipt Confirmation		
				Tax, fee, charge and penalty	Contribution at rate of 50% to Environment protection special account	Donation			Confirmed	Unconfirmed	Comment
1	Aimag	Penalty	2011.11.22	6,616.0			6,616.0	Zon Hen Yu Tian LLC	6,616.0		
2	Aimag	Donation /Non-monetary/	2011.08.04			25,200.0	25,200.0	Khangad exploration LLC	25,200.0		
3	Aimag	Donation /Non-monetary/	2011.11.11			37,800.0	37,800.0	Khangad exploration LLC	37,800.0		
4	Aimag	Fee for recruiting foreign experts and workers	2011.12.27	3,437.6			3,437.6	Khangad exploration LLC	3,437.6		
5	Aimag	Monetary donation to aimag's Society Development Policy Department	2011.07.03			180.5	180.5	Oyu tolgoi LLC		180.5	
6	Aimag	Monetary donation to Mongolian ParaOlympic Committee	2011.07.03			500.0	500.0	Oyu tolgoi LLC		500.0	
7	Aimag	Monetary donation to №1 Secondary School	2011.05.09			820.0	820.0	Oyu tolgoi LLC		820.0	
8	Aimag	Monetary donation	2011.09.15			1,000.0	1,000.0	Oyu tolgoi LLC	1,000.0		
9	Aimag	Monetary donation to Governor Administration	2011.07.05			1,200.0	1,200.0	Oyu tolgoi LLC		1,200.0	
10	Aimag	Monetary donation to Centre to Child	2011.07.05			1,250.0	1,250.0	Oyu tolgoi LLC	1,250.0		
11	Aimag	Monetary donation to school	2011.04.15			1,500.0	1,500.0	Oyu tolgoi LLC	1,500.0		

№	Soum	Description	Date	Total			Amount (MNT'000)	Name of company	Donation Receipt Confirmation		
				Tax, fee, charge and penalty	Contribution at rate of 50% to Environment protection special account	Donation			Confirmed	Unconfirmed	Comment
12	Aimag	Donation to №1 school's Botgon Temee dance group	2011.05.09			2,472.0	2,472.0	Oyu tolgoi LLC	2,472.0		
13	Aimag	Donation to Health Centre	2011.06.22			3,275.0	3,275.0	Oyu tolgoi LLC	3,275.0		
14	Aimag	Monetary donation to school	2011.08.25			3,894.6	3,894.6	Oyu tolgoi LLC	3,894.6		
15	Aimag	Monetary donation	2011.06.15			5,400.0	5,400.0	Oyu tolgoi LLC	5,400.0		
16	Aimag	Monetary donation	2011.12.02			600,000.0	600,000.0	Oyu tolgoi LLC	600,000.0		
17	Aimag	Monetary donation	2011.12.22			11,744.2	11,744.2	Oyu tolgoi LLC	11,744.2		
18	Aimag	Monetary donation	2011.09.02			4,495.0	4,495.0	Oyu tolgoi LLC	4,495.0		
19	Aimag	Monetary donation	2011.10.19			5,000.0	5,000.0	Oyu tolgoi LLC	5,000.0		
20	Aimag	Monetary donation	2011.10.14			22,246.8	22,246.8	Oyu tolgoi LLC	22,246.8		
21	Aimag	Vehicle tax	2011.02.25	283.0			283.0	South Gobi Sands LLC	283.0		
22	Aimag	Vehicle tax	2011.04.06	12,983.1			12,983.1	South Gobi Sands LLC	12,983.1		
23	Aimag	Vehicle tax	2011.04.06	440.2			440.2	South Gobi Sands LLC	440.2		
24	Aimag	Vehicle tax	2011.04.22	187.2			187.2	South Gobi Sands LLC	187.2		

№	Soum	Description	Date	Total			Amount (MNT'000)	Name of company	Donation Receipt Confirmation		
				Tax, fee, charge and penalty	Contribution at rate of 50% to Environment protection special account	Donation			Confirmed	Unconfirmed	Comment
25	Aimag	Vehicle tax	2011.05.19	135.3			135.3	South Gobi Sands LLC	135.3		
26	Aimag	Vehicle tax	2011.06.09	40.0			40.0	South Gobi Sands LLC	40.0		
27	Aimag	Vehicle tax	2011.06.23	138.6			138.6	South Gobi Sands LLC	138.6		
28	Aimag	Vehicle tax	2011.06.25	26.2			26.2	South Gobi Sands LLC	26.2		
29	Aimag	Water and mineral water use fee	2011.01.13	543.3			543.3	South Gobi Sands LLC	543.3		
30	Aimag	Water and mineral water use fee	2011.10.06	9,250.8			9,250.8	South Gobi Sands LLC	9,250.8		
31	Aimag	Water and mineral water use fee	2011.10.13	866.7			866.7	South Gobi Sands LLC	866.7		
32	Aimag	Water and mineral water use fee	2011.11.10	108.0			108.0	South Gobi Sands LLC	108.0		
33	Aimag	Donation of bus with 45 sits to squad of Ovoo-tolgoi	2011.09.19			32,059.5	32,059.5	South Gobi Sands LLC	32,059.5		
34	Aimag	Donation of accumulator and tires to squad of Ovoo-tolgoi	2011.11.29			2,978.0	2,978.0	South Gobi Sands LLC	2,978.0		
35	Aimag	Donation for 80th Anniversary	2011.07.20			20,000.0	20,000.0	South Gobi Sands LLC	20,000.0		
36	Aimag	Donation of kid's beds to №11 kindergarten	2011			1,200.0	1,200.0	Tavantolgoi.LC	1,200.0		
37	Aimag	VAT	2011.03.01	7,272.7			7,272.7	Bold Fo Ar Da LLC	7,272.7		
38	Aimag	VAT	2011.05.31	7,272.7			7,272.7	Bold Fo Ar Da LLC	7,272.7		

№	Soum	Description	Date	Total			Amount (MNT'000)	Name of company	Donation Receipt Confirmation		
				Tax, fee, charge and penalty	Contribution at rate of 50% to Environment protection special account	Donation			Confirmed	Unconfirmed	Comment
39	Aimag	Fee to exploitation of mining resources	2011.03.01	2,000.0			2,000.0	Bold Fo Ar Da LLC	2,000.0		
40	Aimag	Fee to exploitation of mining resources	2011.05.31	2,000.0			2,000.0	Bold Fo Ar Da LLC	2,000.0		
41	Aimag	Fee to exploitation of mining resources	2011.11.30	8,063.1			8,063.1	Bold Fo Ar Da LLC	8,063.1		
42	Aimag	To SGOSI	2011	25,355.8			25,355.8	Bold Fo Ar Da LLC	25,355.8		
43	Aimag	Vehicle tax	2011.05.03	95.0			95.0	Bold Fo Ar Da LLC	95.0		
44	Aimag	Air pollution fee	2011.05.31	10,000.0			10,000.0	Bold Fo Ar Da LLC	10,000.0		
45	Aimag	Air pollution fee	2011.06.07	10,000.0			10,000.0	Bold Fo Ar Da LLC	10,000.0		
46	Aimag	Service fee	2011.10.10	31.1			31.1	Bold Fo Ar Da LLC	31.1		
47	Aimag	PIA	2011.03.01	500.0			500.0	Bold Fo Ar Da LLC	500.0		
48	Aimag	Vehicle tax	2011.06.01	3,525.0			3,525.0	Bold Fo Ar Da LLC	3,525.0		
49	Aimag	Vehicle tax	2011.06.28	3,075.0			3,075.0	Bold Fo Ar Da LLC	3,075.0		
50	Aimag	Land fee	2011.03.28	2,700.0			2,700.0	Bold Fo Ar Da LLC	2,700.0		
51	Aimag	Land fee	2011.06.28	2,700.0			2,700.0	Bold Fo Ar Da LLC	2,700.0		
52	Aimag	Land fee	2011.09.26	2,700.0			2,700.0	Bold Fo Ar Da LLC	2,700.0		
53	Aimag	Land fee	2011.09.29	2,700.0			2,700.0	Bold Fo Ar Da LLC	2,700.0		
54	Aimag	Land fee	2011.11.15	2,700.0			2,700.0	Bold Fo Ar Da LLC	2,700.0		

№	Soum	Description	Date	Total			Amount (MNT'000)	Name of company	Donation Receipt Confirmation		
				Tax, fee, charge and penalty	Contribution at rate of 50% to Environment protection special account	Donation			Confirmed	Unconfirmed	Comment
55	Aimag	Land fee	2011.09.09	43.8			43.8	Bold Fo Ar Da LLC	43.8		
56	Aimag	According to contract with Investment Authority	2011.12.11	82,182.0			82,182.0	MCS petro mongolia LLC	82,182.0		
57	Aimag	Land license	2011.10.17	10.1			10.1	Gobi Coal and Energy LLC	10.1		
58	Aimag	NEMA	2011.06.14			174.9	174.9	Ikh Mongol Mining LLC	174.9		
59	Aimag	Donation to Governor administration for 80th Anniversary /non-monetary/	2011.08.31			24,753.4	24,753.4	Chinhua MAK nariin suhait LLC	24,753.4		
60	Aimag	Donation of ambulance car to Governor administration to 80th Anniversary /Non-monetary/	2011.08.31			27,731.1	27,731.1	Chinhua MAK nariin suhait LLC	27,731.1		
61	Aimag	Donation to Tax Authority/Monetary/	2011.07.01			4,000.0	4,000.0	Energy resource LLC	4,000.0		
62	Aimag	Donation of coal 40781ton to a thermal power station /non-monetary/	2011			1,600,187.9	1,600,187.9	Energy resource LLC	1,600,187.9		
63	Aimag	Donation /Monetary/	2011			6,034.5	6,034.5	Energy resource LLC	6,034.5		
64	Aimag	Penalty	2011.11.22	3,000.0			3,000.0	South Gobi Sands LLC	3,000.0		
65	Aimag	Penalty	2011.06.21	200.0			200.0	South Gobi Sands LLC	200.0		
66	Aimag	Air pollution fee	2011.10.19	452.0			452.0	Olon Ovoot Gold LLC		452.0	
67	Aimag	Corporate Income Tax	2011.01.13	942.8			942.8	KHvreedel LLC	942.8		

№	Soum	Description	Date	Total			Amount (MNT'000)	Name of company	Donation Receipt Confirmation		
				Tax, fee, charge and penalty	Contribution at rate of 50% to Environment protection special account	Donation			Confirmed	Unconfirmed	Comment
68	Aimag	Corporate Income Tax	2011.10.18	54,266.4			54,266.4	KHvreedel LLC	54,266.4		
69	Aimag	Air pollution fee	2011.01.02	9.5			9.5	KHvreedel LLC	9.5		
70	Aimag	Land fee	2011.04.04	2,880.0			2,880.0	Chinhua MAK nariin suhait LLC	2,880.0		
71	Aimag	Land fee	2011.04.13	299.2			299.2	Chinhua MAK nariin suhait LLC	299.2		
72	Aimag	Land fee	2011.06.24	1,277.2			1,277.2	Chinhua MAK nariin suhait LLC	1,277.2		
73	Aimag	Land fee	2011.09.26	3,688.4			3,688.4	Chinhua MAK nariin suhait LLC	3,688.4		
74	Aimag	Land fee	2011.12.26	468.9			468.9	Chinhua MAK nariin suhait LLC	468.9		
75	Aimag	Stamp fee	2011.11.08	1,210.0			1,210.0	Energy resource LLC	1,210.0		
76	Aimag	Cleansing fee to PIA	2011.3.15	126.0			126.0	Chinhua MAK nariin suhait LLC	126.0		
77	Aimag	Cleansing fee to PIA	2011.04.01	21,192.0			21,192.0	Chinhua MAK nariin suhait LLC	21,192.0		
78	Aimag	Cleansing fee to PIA	2011.04.12	237.2			237.2	Chinhua MAK nariin suhait LLC	237.2		
79	Aimag	Cleansing fee to PIA	2011.04.12	17,496.0			17,496.0	Chinhua MAK nariin suhait LLC	17,496.0		

№	Soum	Description	Date	Total			Amount (MNT'000)	Name of company	Donation Receipt Confirmation		
				Tax, fee, charge and penalty	Contribution at rate of 50% to Environment protection special account	Donation			Confirmed	Unconfirmed	Comment
80	Aimag	Cleansing fee to PIA	2011.05.27	45,664.0			45,664.0	Chinhua MAK nariin suhait LLC	45,664.0		
81	Aimag	Cleansing fee to PIA	2011.12.28	15,916.0			15,916.0	Chinhua MAK nariin suhait LLC	15,916.0		
82	Aimag	Coal matching certificate fee to MASM	2011.04.27	933.0			933.0	Chinhua MAK nariin suhait LLC	933.0		
83	Aimag	Coal matching certificate fee to MASM	2011.05.14	417.0			417.0	Chinhua MAK nariin suhait LLC	417.0		
84	Aimag	Coal matching certificate fee to MASM	2011.07.20	1,350.0			1,350.0	Chinhua MAK nariin suhait LLC	1,350.0		
85	Aimag	Coal matching certificate fee to MASM	2011.12.26	311.0			311.0	Chinhua MAK nariin suhait LLC	311.0		
86	Aimag	Diagnostic fee	2011.05.14	2,380.0			2,380.0	Chinhua MAK nariin suhait LLC		2,380.0	
87	Aimag	License fee	2011.01.26	30,000.0			30,000.0	Chinhua MAK nariin suhait LLC	30,000.0		
88	Aimag	License fee	2011.05.18	27,000.0			27,000.0	Chinhua MAK nariin suhait LLC	27,000.0		

№	Soum	Description	Date	Total			Amount (MNT'000)	Name of company	Donation Receipt Confirmation		
				Tax, fee, charge and penalty	Contribution at rate of 50% to Environment protection special account	Donation			Confirmed	Unconfirmed	Comment
89	Aimag	License fee	2011.06.24	3,000.0			3,000.0	Chinhua MAK nariin suhait LLC	3,000.0		
90	Aimag	License fee	2011.08.19	18,000.0			18,000.0	Chinhua MAK nariin suhait LLC	18,000.0		
91	Aimag	License fee	2011.11.15	100,590.0			100,590.0	Chinhua MAK nariin suhait LLC	100,590.0		
92	Bayandalai	MNE deposit	2011.09.14		400.0		400.0	Peabody-Winsway resources LLC	400.0		
93	Bayandalai	Water and mineral water use fee	2011.09.02	340.0			340.0	Peabody-Winsway resources LLC	340.0		
94	Bayandalai	MNE deposit	2011.07.20		300.0		300.0	South Gobi Sands LLC	300.0		
95	Bayandalai	Soum's Development Fund	2011			2,500.0	2,500.0	Tavantolgoi.LC	2,500.0		
96	Bayandalai	Water use	2011.10.06	108.5			108.5	Golden Gobi Mining LLC	108.5		
97	Bayandalai	MNE deposit	2011.10.06		250.0		250.0	Golden Gobi Mining LLC	250.0		
98	Bayandalai	Donation	2011.10.06			5,000.0	5,000.0	Alishaakhairkhan LLC	5,000.0		
99	Bayandalai	MNE fund	2011.03.11	100.3			100.3	Sod gazar LLC	100.3		
100	Bayandalai	Donation of employee's maintenance allowance	2011.01.19			405.0	405.0	Sod gazar LLC	405.0		
101	Bayan-Ovoo	Donation to Police department /vehicle/	2011.07.04			15,000.0	15,000.0	ONTRE LLC	15,000.0		
102	Bayan-Ovoo	Donation to Governor Administration /Monetary/	2011.09.26			15,000.0	15,000.0	ONTRE LLC	15,000.0		

№	Soum	Description	Date	Total			Amount (MNT'000)	Name of company	Donation Receipt Confirmation		
				Tax, fee, charge and penalty	Contribution at rate of 50% to Environment protection special account	Donation			Confirmed	Unconfirmed	Comment
103	Bayan-Ovoo	MNE deposit	2011.05.25		400.0		400.0	Peabody-Winsway resources LLC	400.0		
104	Bayan-Ovoo	Donation	2011.06.16			9,000.0	9,000.0	Munkh Noyon suvarga LLC	9,000.0		
105	Bayan-Ovoo	Donation /non monetary/	2011.09.05			6,412.1	6,412.1	Munkh Noyon suvarga LLC		6,412.1	
106	Bayan-Ovoo	Camels holiday	2011.02.17			500.0	500.0	Oyu tolgoi LLC	500.0		
107	Bayan-Ovoo	To worship a mount	2011.05.25			500.0	500.0	Oyu tolgoi LLC	500.0		
108	Bayan-Ovoo	To furnish cabinet of geographic	2011.08.25			4,894.2	4,894.2	Oyu tolgoi LLC	4,894.2		
109	Bayan-Ovoo	Britannic mirror	2011.03.13			410.0	410.0	Oyu tolgoi LLC	410.0		
110	Bayan-Ovoo	Fuel	2011.09.15			57,422.8	57,422.8	Oyu tolgoi LLC	57,422.8		
111	Bayan-Ovoo	Fuel	2011.01.25			59,109.0	59,109.0	Oyu tolgoi LLC	59,109.0		
112	Bayan-Ovoo	Fuel	2011.10.12			59,100.0	59,100.0	Oyu tolgoi LLC	59,100.0		
113	Bayan-Ovoo	Administrations training fee	2011.06.11			825.0	825.0	Oyu tolgoi LLC	825.0		
114	Bayan-Ovoo	Donation to Camel Holiday	2011.02.09			5,000.0	5,000.0	South Gobi Sands LLC	5,000.0		
115	Bayan-Ovoo	Monetary donation	2011			5,000.0	5,000.0	Si Si I Em LLC	5,000.0		
116	Bayan-Ovoo	Soum's Development Fund	2011			800.0	800.0	Tavantolgoi.LC	800.0		
117	Bayan-Ovoo	Donation of coal 40781ton /non-monetary/	2011			112,006.1	112,006.1	Energy resource LLC	112,006.1		
118	Gashuun sukhait customs	Donation /Monetary/	2011.10.20			1,500.0	1,500.0	Energy resource LLC	1,500.0		
119	Gurvan tes	Land fee	2011.04.12	33,577.0			33,577.0	Mongol Alt Mak LLC	33,577.0		
120	Gurvan tes	MNE deposit	2011.04.01		400.0		400.0	Peabody-Winsway resources LLC	400.0		

№	Soum	Description	Date	Total			Amount (MNT'000)	Name of company	Donation Receipt Confirmation		
				Tax, fee, charge and penalty	Contribution at rate of 50% to Environment protection special account	Donation			Confirmed	Unconfirmed	Comment
121	Gurvan tes	MNE deposit	2011.10.10		400.0		400.0	Peabody-Winsway resources LLC	400.0		
122	Gurvan tes	Water and mineral water use fee	2011.05.23	500.0			500.0	Peabody-Winsway resources LLC	500.0		
123	Gurvan tes	Land fee	2011.04.05	56,601.4			56,601.4	South Gobi Sands LLC	56,601.4		
124	Gurvan tes	Land fee	2011.11.29	64,560.0			64,560.0	South Gobi Sands LLC	64,560.0		
125	Gurvan tes	Water and mineral water use fee	2011.12.15	-			-	South Gobi Sands LLC	-		
126	Gurvan tes	Fee for use of mineral resources of wide spread	2011.06.28	44,521.2			44,521.2	South Gobi Sands LLC	44,521.2		
127	Gurvan tes	Service fee paid ministries and government organizations	2011.04.21	35.0			35.0	South Gobi Sands LLC	35.0		
128	Gurvan tes	Service fee paid ministries and government organizations	2011.09.07	120.0			120.0	South Gobi Sands LLC	120.0		
129	Gurvan tes	MNE deposit	2011.09.08		1,170.0		1,170.0	South Gobi Sands LLC	1,170.0		
130	Gurvan tes	MNE deposit	2011.09.08		1,125.0		1,125.0	South Gobi Sands LLC	1,125.0		
131	Gurvan tes	MNE deposit	2011.09.08		50.0		50.0	South Gobi Sands LLC	50.0		
132	Gurvan tes	Donation to kindergarten	2011			362,128.8	362,128.8	South Gobi Sands LLC	362,128.8		
133	Gurvan tes	Donation for 80th Anniversary	2011.07.05			1,000.0	1,000.0	South Gobi Sands LLC	1,000.0		

№	Soum	Description	Date	Total			Amount (MNT'000)	Name of company	Donation Receipt Confirmation		
				Tax, fee, charge and penalty	Contribution at rate of 50% to Environment protection special account	Donation			Confirmed	Unconfirmed	Comment
134	Gurvan tes	Donation of vehicle's payment to Police Department	2011.10.14			13,500.0	13,500.0	South Gobi Sands LLC	13,500.0		
135	Gurvan tes	Donation of awards to horse race	2011.10.26			370.0	370.0	South Gobi Sands LLC	370.0		
136	Gurvan tes	Donation to livestock protection fund	2011.12.09			5,000.0	5,000.0	South Gobi Sands LLC	5,000.0		
137	Gurvan tes	Donation of coal to Feb /75t/	2011.02.28			2,417.9	2,417.9	South Gobi Sands LLC	2,417.9		
138	Gurvan tes	Donation of coal to March /115t/	2011.03.31			3,707.5	3,707.5	South Gobi Sands LLC	3,707.5		
139	Gurvan tes	Donation of coal to April /15t/	2011.04.09			483.6	483.6	South Gobi Sands LLC	483.6		
140	Gurvan tes	Donation of coal to April /10t/	2011.04.11			322.4	322.4	South Gobi Sands LLC	322.4		
141	Gurvan tes	Donation of diesel fuel to April	2011.05.01			185.6	185.6	South Gobi Sands LLC	185.6		
142	Gurvan tes	Computer to Governor Administration	2011.09.01			348.6	348.6	South Gobi Sands LLC	348.6		
143	Gurvan tes	Computer to Governor Administration	2011.09.01			348.6	348.6	South Gobi Sands LLC	348.6		
144	Gurvan tes	Computer to Governor Administration	2011.09.01			320.1	320.1	South Gobi Sands LLC	320.1		
145	Gurvan tes	Computer to Governor Administration	2011.09.01			430.8	430.8	South Gobi Sands LLC	430.8		
146	Gurvan tes	Donation of coal to October /305t/	2011.10.31			9,837.0	9,837.0	South Gobi Sands LLC	9,837.0		
147	Gurvan tes	Donation of coal to November /490t/	2011.11.30			15,797.0	15,797.0	South Gobi Sands LLC	15,797.0		
148	Gurvan tes	Donation	2011.12.26			4,079.2	4,079.2	South Gobi Sands LLC	4,079.2		

№	Soum	Description	Date	Total			Amount (MNT'000)	Name of company	Donation Receipt Confirmation		
				Tax, fee, charge and penalty	Contribution at rate of 50% to Environment protection special account	Donation			Confirmed	Unconfirmed	Comment
149	Gurvan tes	Haywire	2011.12.23			150.0	150.0	South Gobi Sands LLC	150.0		
150	Gurvan tes	Donation	2011.12.22			352.4	352.4	South Gobi Sands LLC	352.4		
151	Gurvan tes	Donation of coal to December /200t/	2011.12.31			6,447.8	6,447.8	South Gobi Sands LLC	6,447.8		
152	Gurvan tes	Donation to Goyot bag	2011.07.19			24,770.2	24,770.2	AGM mining LLC	24,770.2		
153	Gurvan tes	Donation to Goyot bag	2011.09.02			12,470.0	12,470.0	AGM mining LLC	12,470.0		
154	Gurvan tes	Donation to Goyot bag	2011.09.10			12,470.0	12,470.0	AGM mining LLC	12,470.0		
155	Gurvan tes	Donation to celebration of Naadam/Monetary/	2011.07.05			2,000.0	2,000.0	Chinhua MAK nariin suhait LLC	2,000.0		
156	Gurvan tes	Donation of coal 14t/Non-monetary/	2011.11.04			193.2	193.2	Chinhua MAK nariin suhait LLC	193.2		
157	Gurvan tes	Donation of coal 5t/Non-monetary/	2011.11.16			69.0	69.0	Chinhua MAK nariin suhait LLC	69.0		
158	Gurvan tes	Donation of coal 5t/Non-monetary/	2011.12.18			69.0	69.0	Chinhua MAK nariin suhait LLC	69.0		
159	Gurvan tes	Donation of coal 14t/Non-monetary/	2011.12.22			193.2	193.2	Chinhua MAK nariin suhait LLC	193.2		
160	Gurvan tes	Donation to Camels holiday /Non-monetary/	2011.01.12			1,926.0	1,926.0	Chinhua MAK nariin suhait LLC	1,926.0		
161	Gurvan tes	Donation of coal to January /420t/	2011.01.31			13,540.3	13,540.3	South Gobi Sands LLC	13,540.3		
162	Dalanzadgad	2 dust-carts, 10 containers	2011.11.06			121,000.0	121,000.0	Oyu tolgoi LLC	121,000.0		

№	Soum	Description	Date	Total			Amount (MNT'000)	Name of company	Donation Receipt Confirmation		
				Tax, fee, charge and penalty	Contribution at rate of 50% to Environment protection special account	Donation			Confirmed	Unconfirmed	Comment
163	Dalanzadgad	8 notebooks	2011.07.06			6,650.0	6,650.0	Oyu tolgoi LLC	6,650.0		
164	Dalanzadgad	Com-camera, projector	2011.03.09			8,205.0	8,205.0	Oyu tolgoi LLC	8,205.0		
165	Dalanzadgad	Studio's equipments	2011.11.03			6,000.0	6,000.0	Oyu tolgoi LLC	6,000.0		
166	Dalanzadgad	Equipments	2011.05.02			1,585.0	1,585.0	Oyu tolgoi LLC	1,585.0		
167	Dalanzadgad	Scrap metals	2011.12.30			20.0	20.0	Oyu tolgoi LLC	20.0		
168	Dalanzadgad	To support expedition of health programme	2011.12.13			100.0	100.0	South Gobi Sands LLC		100.0	
169	Dalanzadgad	Projector	2011.12.02			2,076.0	2,076.0	South Gobi Sands LLC	2,076.0		
170	Mandal-Ovoo	Donation to worship	2011.06.17			2,000.0	2,000.0	Olon Ovoot Gold LLC	2,000.0		
171	Mandal-Ovoo	According Governor Administration's tomal request Donation	2011.12.27			15,000.0	15,000.0	Olon Ovoot Gold LLC	15,000.0		
172	Mandal-Ovoo	Donation	2011.03.31			570.0	570.0	Olon Ovoot Gold LLC		570.0	
173	Mandal-Ovoo	Donation	2011.05.23			3,000.0	3,000.0	Ikh Mongol Mining LLC	3,000.0		
174	Mandal-Ovoo	Donation	2011.07.08			1,000.0	1,000.0	Ikh Mongol Mining LLC	1,000.0		
175	Mandal-Ovoo	Donation	2011.12.14			197.0	197.0	Ikh Mongol Mining LLC	197.0		
176	Mandal-Ovoo	MNE deposit	2011.06.20		200.0		200.0	Ikh Mongol Mining LLC	200.0		
177	Mandal-Ovoo	MNE deposit	2011.05.20		200.0		200.0	Ikh Mongol Mining LLC	200.0		

№	Soum	Description	Date	Total			Amount (MNT'000)	Name of company	Donation Receipt Confirmation		
				Tax, fee, charge and penalty	Contribution at rate of 50% to Environment protection special account	Donation			Confirmed	Unconfirmed	Comment
178	Mandal-Ovoo	MNE deposit	2011.04.27		200.0		200.0	Жи Эс Би майнинг ХХК	200.0		
179	Manlai	Fuel fee	2011.12.15			397.3	397.3	Oyu tolgoi LLC	397.3		
180	Manlai	To worship a mount	2011.05.25			500.0	500.0	Oyu tolgoi LLC	500.0		
181	Manlai	To furnish cabinet of geographic	2011.08.25			4,742.5	4,742.5	Oyu tolgoi LLC	4,742.5		
182	Manlai	Britannic mirror	2011.03.13			410.0	410.0	Oyu tolgoi LLC	410.0		
183	Manlai	Fuel	2011.01.13			52,595.0	52,595.0	Oyu tolgoi LLC	52,595.0		
184	Manlai	Fuel	2011.04.09			55,515.2	55,515.2	Oyu tolgoi LLC	55,515.2		
185	Manlai	Fuel	2011.10.12			61,407.4	61,407.4	Oyu tolgoi LLC	61,407.4		
186	Manlai	MNE deposit	2011.07.20		300.0		300.0	South Gobi Sands LLC	300.0		
187	Noyon	MNE deposit	2011.04.01		1,400.0		1,400.0	Peabody-Winsway resources LLC	1,400.0		
188	Noyon	Water and mineral water use fee	2011.03.23	144.5			144.5	Peabody-Winsway resources LLC	144.5		
189	Noyon	Service fee paid ministries and government organizations	2011.11.24	1,047.2			1,047.2	South Gobi Sands LLC	1,047.2		
190	Noyon	MNE deposit	2011.07.20		400.0		400.0	South Gobi Sands LLC	400.0		
191	Noyon	MNE deposit	2011.07.20		300.0		300.0	South Gobi Sands LLC	300.0		
192	Noyon	MNE deposit	2011.07.20		50.0		50.0	South Gobi Sands LLC	50.0		
193	Noyon	Donation of coal to January /85t/	2011.01.31			2,740.3	2,740.3	South Gobi Sands LLC	2,740.3		

№	Soum	Description	Date	Total			Amount (MNT'000)	Name of company	Donation Receipt Confirmation		
				Tax, fee, charge and penalty	Contribution at rate of 50% to Environment protection special account	Donation			Confirmed	Unconfirmed	Comment
194	Noyon	Donation of fuel to Noyon soum /80L/	2011.02.28			123.7	123.7	South Gobi Sands LLC	123.7		
195	Noyon	To bore a well	2011.04.19			18,492.0	18,492.0	South Gobi Sands LLC	18,492.0		
196	Noyon	Donation of diesel fuel to May	2011.05.31			577.0	577.0	South Gobi Sands LLC	577.0		
197	Noyon	Payment of transport donation	2011.08.19			8,621.4	8,621.4	South Gobi Sands LLC	8,621.4		
198	Noyon	Donation of coal to September	2011.09.29			644.8	644.8	South Gobi Sands LLC	644.8		
199	Noyon	Donation of coal to October /210t/	2011.10.31			6,773.0	6,773.0	South Gobi Sands LLC	6,773.0		
200	Noyon	Donation of coal to November /40t/	2011.11.30			1,289.8	1,289.8	South Gobi Sands LLC	1,289.8		
201	Noyon	Donation of coal to December /40t/	2011.12.31			1,289.6	1,289.6	South Gobi Sands LLC	1,289.6		
202	Noyon	Monetary donation	2011			40,000.0	40,000.0	Terra –Energy LLC	40,000.0		
203	Noyon	Non-monetary donation	2011			899.8	899.8	Terra –Energy LLC	899.8		
204	Noyon	Donation to school	2011			7,500.0	7,500.0	Asia Gold Mongolia LLC	7,500.0		
205	Noyon	Donation	2011.10.03			5,000.0	5,000.0	Alishaakhairkhan LLC	5,000.0		
206	Noyon	Donation to Governor Administration /Monetary/	2011.01.26			600.0	600.0	Peabody-Winsway resources LLC	600.0		
207	Noyon	Donation to Governor Administration /Monetary/	2011.05.10			800.0	800.0	Peabody-Winsway resources LLC	800.0		
208	Noyon	Donation to Governor Administration /Monetary/	2011.04.04			1,630.0	1,630.0	Peabody-Winsway resources LLC	1,630.0		

№	Soum	Description	Date	Total			Amount (MNT'000)	Name of company	Donation Receipt Confirmation		
				Tax, fee, charge and penalty	Contribution at rate of 50% to Environment protection special account	Donation			Confirmed	Unconfirmed	Comment
209	Noyon	Donation to Governor Administration /Non-monetary/	2011.03.21			1,238.1	1,238.1	Peabody-Winsway resources LLC	1,238.1		
210	Noyon	MNE deposit	2011.10.10		200.0		200.0	Peabody-Winsway resources LLC	200.0		
211	Noyon	MNE deposit	2011.10.11		800.0		800.0	Peabody-Winsway resources LLC	800.0		
212	Noyon	Donation of diesel fuel to January /1600L/	2011.01.31			2,108.9	2,108.9	South Gobi Sands LLC	2,108.9		
213	Noyon	Donation of coal 15t/Non-monetary/	2011.01.02			207.0	207.0	Chinhua MAK nariin suhait LLC	207.0		
214	Noyon	MNE deposit	2011.04.14		500.0		500.0	Asia Gold Mongolia LLC	500.0		
215	Noyon	MNE deposit	2011.10.03		200.0		200.0	Asia Gold Mongolia LLC	200.0		
216	Nomgon	Water and mineral water use fee	2011.10.11	257.0			257.0	Peabody-Winsway resources LLC	257.0		
217	Nomgon	MNE deposit	2011.10.11		400.0		400.0	Peabody-Winsway resources LLC	400.0		
218	Nomgon	Russian vehicle	2011.11.30			22,660.0	22,660.0	South Gobi Sands LLC	22,660.0		
219	Nomgon	MNE deposit	2011.04.02		50.0		50.0	Si Si I Em LLC	50.0		
220	Nomgon	Monetary donation to Hospital of soum	2011.07.01			1,000.0	1,000.0	Oyu tolgoi LLC	1,000.0		
221	Nomgon	Land fee to Governor Administration	2011.11.03	1,525.5			1,525.5	Dun yuan LLC	1,525.5		
222	Nomgon	Water and mineral water use fee	2011.09.30	405.0			405.0	Dun yuan LLC	405.0		

№	Soum	Description	Date	Total			Amount (MNT'000)	Name of company	Donation Receipt Confirmation		
				Tax, fee, charge and penalty	Contribution at rate of 50% to Environment protection special account	Donation			Confirmed	Unconfirmed	Comment
223	Nomgon	Water and mineral water use fee	2011.09.21	405.0			405.0	Dun yuan LLC	405.0		
224	Nomgon	Water and mineral water use fee	2011.06.15	108.0			108.0	Dun yuan LLC	108.0		
225	Nomgon	Penalty	2011.10.26	2,808.0			2,808.0	Dun yuan LLC	2,808.0		
226	Nomgon	Penalty	2011.10.26	750.0			750.0	Dun yuan LLC	750.0		
227	Nomgon	Penalty	2011.10.26	561.6			561.6	Dun yuan LLC	561.6		
228	Nomgon	Donation to Representative Meeting	2011.12.28			300.0	300.0	Dun yuan LLC	300.0		
229	Nomgon	Donation to Governor Administration	2011.01.17			400.0	400.0	Dun yuan LLC	400.0		
230	Sevrei	Donation of coal to November /20t/	2011.11.30			644.8	644.8	South Gobi Sands LLC	644.8		
231	Sevrei	Service fee paid ministries and government organizations	2011.11.22	734.4			734.4	South Gobi Sands LLC	734.4		
232	Sevrei	Donation to livestock protection fund	2011.11.30			5,000.0	5,000.0	South Gobi Sands LLC	5,000.0		
233	Sevrei	Donation of coal to January /95t/	2011.01.31			3,062.7	3,062.7	South Gobi Sands LLC	3,062.7		
234	Sevrei	Donation of coal to Feb /45t/	2011.02.28			1,450.7	1,450.7	South Gobi Sands LLC	1,450.7		
235	Sevrei	Donation of coal to March /70t/	2011.03.31			2,256.7	2,256.7	South Gobi Sands LLC	2,256.7		
236	Sevrei	Donation of coal to April /10t/	2011.04.13			322.4	322.4	South Gobi Sands LLC	322.4		
237	Sevrei	Donation of coal to October /85t/	2011.10.31			2,741.4	2,741.4	South Gobi Sands LLC	2,741.4		
238	Sevrei	To bore a well	2011.12.20			40,553.2	40,553.2	South Gobi Sands LLC	40,553.2		
239	Khanbogd	Penalty	2011.10.11	5,920.0			5,920.0	Zon Hen Yu Tian LLC	5,920.0		

№	Soum	Description	Date	Total			Amount (MNT'000)	Name of company	Donation Receipt Confirmation		
				Tax, fee, charge and penalty	Contribution at rate of 50% to Environment protection special account	Donation			Confirmed	Unconfirmed	Comment
240	Khanbogd	Donation to Hospital /Monetary/	2011.07.25			15,400.0	15,400.0	ONTRE LLC	15,400.0		
241	Khanbogd	Camels holiday	2011.02.17			500.0	500.0	Oyu tolgoi LLC	500.0		
242	Khanbogd	To worship a mount	2011.05.11			1,000.0	1,000.0	Oyu tolgoi LLC	1,000.0		
243	Khanbogd	To worship a mount	2011.06.06			1,000.0	1,000.0	Oyu tolgoi LLC	1,000.0		
244	Khanbogd	Dance clothes	2011.08.23			3,000.0	3,000.0	Oyu tolgoi LLC	3,000.0		
245	Khanbogd	celebration of 1000 colts	2011.10.17			6,500.0	6,500.0	Oyu tolgoi LLC	6,500.0		
246	Khanbogd	To furnish cabinet of geographic	2011.08.25			10,638.3	10,638.3	Oyu tolgoi LLC	10,638.3		
247	Khanbogd	To extension of kindergarten	2011.08.17			45,743.5	45,743.5	Oyu tolgoi LLC	45,743.5		
248	Khanbogd	Britannic mirror	2011.10.27			60,991.3	60,991.3	Oyu tolgoi LLC	60,991.3		
249	Khanbogd	water container of 1 ton	2011.05.03			50.0	50.0	Oyu tolgoi LLC	50.0		
250	Khanbogd	Yurta	2011.01.14			300.0	300.0	Oyu tolgoi LLC	300.0		
251	Khanbogd	Britannic mirror	2011.03.13			410.0	410.0	Oyu tolgoi LLC	410.0		
252	Khanbogd	Workweares	2011.09.05			3,728.9	3,728.9	Oyu tolgoi LLC	3,728.9		
253	Khanbogd	To brochure print	2011.03.26			18.0	18.0	Oyu tolgoi LLC	18.0		
254	Khanbogd	10 computers	2011.11.02			350.0	350.0	Oyu tolgoi LLC	350.0		
255	Khanbogd	fuel	2011.01.03			168,699.3	168,699.3	Oyu tolgoi LLC	168,699.3		
256	Khanbogd	fuel	2011.09.06			208,515.0	208,515.0	Oyu tolgoi LLC	208,515.0		
257	Khanbogd	fuel	2011.12.25			123,195.0	123,195.0	Oyu tolgoi LLC	123,195.0		
258	Khanbogd	instrumentals	2011.05.19			4,313.4	4,313.4	Oyu tolgoi LLC	4,313.4		
259	Khanbogd	instrumentals	2011.05.19			1,034.3	1,034.3	Oyu tolgoi LLC	1,034.3		
260	Khanbogd	Land fee	2011.06.21	128.0			128.0	Asia Gold Mongolia LLC	128.0		
261	Khanbogd	Water and mineral water use fee	2011.08.04	750.0			750.0	Asia Gold Mongolia LLC	750.0		
262	Khanbogd	MNE deposit	2011.04.14		2,500.0		2,500.0	Asia Gold Mongolia LLC	2,500.0		

№	Soum	Description	Date	Total			Amount (MNT'000)	Name of company	Donation Receipt Confirmation		
				Tax, fee, charge and penalty	Contribution at rate of 50% to Environment protection special account	Donation			Confirmed	Unconfirmed	Comment
263	Khanbogd	MNE deposit	2011.10.28		250.0		250.0	Asia Gold Mongolia LLC	250.0		
264	Khanbogd	MNE deposit	2011.04.02		50.0		50.0	Si Si I Em LLC	50.0		
265	Khankhongor	Land fee	2011.02.17	37,766.8			37,766.8	Khangad exploration LLC	37,766.8		
266	Khankhongor	Land fee	2011.06.30	37,766.8			37,766.8	Khangad exploration LLC	37,766.8		
267	Khankhongor	Land fee	2011.09.07	37,766.8			37,766.8	Khangad exploration LLC	37,766.8		
268	Khankhongor	Land fee	2011.12.31	37,766.8			37,766.8	Khangad exploration LLC	37,766.8		
269	Khankhongor	Donation /Non-monetary/	2011.03.03			599.8	599.8	Khangad exploration LLC		599.8	Replied that not received.
270	Khankhongor	Donation /Non-monetary/	2011.05.12			252.0	252.0	Khangad exploration LLC		252.0	Replied that not received.
271	Khankhongor	Donation /Non-monetary/	2011.06.24			8,915.8	8,915.8	Khangad exploration LLC	8,915.8		
272	Khankhongor	Donation /Monetary/	2011.06.29			9,315.6	9,315.6	Khangad exploration LLC		9,315.6	Replied that not received.
273	Khankhongor	Donation /Monetary/	2011.06.30			11,186.4	11,186.4	Khangad exploration LLC	11,186.4		
274	Khankhongor	Donation /Non-monetary/	2011.08.04			6,453.6	6,453.6	Khangad exploration LLC	6,453.6		
275	Khankhongor	Donation /Non-monetary/	2011.11.02			1,178.8	1,178.8	Khangad exploration LLC	1,178.8		
276	Khankhongor	Donation /Non-monetary/	2011.05.02			4,318.3	4,318.3	Khangad exploration LLC	4,318.3		
277	Khankhongor	Donation /Monetary/	2011.05.30			50.0	50.0	Khangad exploration LLC	50.0		
278	Khankhongor	Donation /Monetary/	2011.09.27			3,000.0	3,000.0	Khangad exploration LLC	3,000.0		

№	Soum	Description	Date	Total			Amount (MNT'000)	Name of company	Donation Receipt Confirmation		
				Tax, fee, charge and penalty	Contribution at rate of 50% to Environment protection special account	Donation			Confirmed	Unconfirmed	Comment
279	Khankhongor	Donation /Monetary/	2011.10.31			5,850.0	5,850.0	Khangad exploration LLC	5,850.0		
280	Khankhongor	Donation /Monetary/	2011.11.10			15,000.0	15,000.0	Khangad exploration LLC	15,000.0		
281	Khankhongor	MNE deposit	2011.04.19		800.0		800.0	Peabody-Winsway resources LLC	800.0		
282	Khankhongor	Non-monetary donation	2011.08.16			500.0	500.0	South Gobi Sands LLC	500.0		
283	Khurmen	MNE deposit	2011.03.11		100.3		100.3	Sod gazar LLC	100.3		
284	Khurmen	Журмын хашаа барихад	2011.10.19			1,000.0	1,000.0	Bold Fo Ar Da LLC	1,000.0		
285	Khurmen	MNE deposit	2011.05.12		500.0		500.0	Golden Gobi Mining LLC	500.0		
286	Khurmen	Donation to Janjin bag	2011.08.11			250.0	250.0	Golden Gobi Mining LLC	250.0		
287	Khurmen	Donation	2011.10.10			5,000.0	5,000.0	Alishaakhairkhan LLC	5,000.0		
288	Khurmen	Water and mineral water use fee	2011.11.07	750.0			750.0	Golden Gobi Mining LLC	750.0		
289	Tsogtsetsii	Land fee	2011.06.21	600.0			600.0	Ouyt ulaan LLC	600.0		
290	Tsogtsetsii	Land fee	2011.12.21	240.0			240.0	Ouyt ulaan LLC	240.0		
291	Tsogtsetsii	Water and mineral water use fee	2011.06.13	300.0			300.0	Ouyt ulaan LLC		300.0	
292	Tsogtsetsii	Water and mineral water use fee	2011.11.15	150.0			150.0	Ouyt ulaan LLC	150.0		
293	Tsogtsetsii	MNE deposit	2011.03.22		1,000.0		1,000.0	Ouyt ulaan LLC	1,000.0		
294	Tsogtsetsii	MNE deposit	2011.04.25		400.0		400.0	Peabody-Winsway resources LLC	400.0		
295	Tsogtsetsii	MNE deposit	2011.07.20		300.0		300.0	South Gobi Sands LLC	300.0		
296	Tsogtsetsii	Donation to Governor Administration	2011			18,000.0	18,000.0	Tavantolgoi.LC	18,000.0		

№	Soum	Description	Date	Total			Amount (MNT'000)	Name of company	Donation Receipt Confirmation		
				Tax, fee, charge and penalty	Contribution at rate of 50% to Environment protection special account	Donation			Confirmed	Unconfirmed	Comment
297	Tsogtsetsii	Donation to Governor administration /non-monetary/	2011.11.01			752.2	752.2	Energy resource LLC	752.2		
298	Tsogtsetsii	Donation to Governor administration /non-monetary/	2011.10.01			4,020.0	4,020.0	Energy resource LLC	4,020.0		
299	Tsogtsetsii	Donation to Governor administration /Monetary/	2011.01.31			420.0	420.0	Erdenes MGL LLC	420.0		
300	Custom in Shivee Khuren	Monetary Donation	2011.09.19			752.0	752.0	South Gobi Sands LLC		752.0	
301	Custom in Shivee Khuren	Monetary Donation	2011.10.01			188.5	188.5	South Gobi Sands LLC		188.5	
302	Custom in Shivee Khuren	Monetary Donation	2011.10.04			52.2	52.2	South Gobi Sands LLC		52.2	
303	Custom in Shivee Khuren	Monetary Donation	2011.10.07			4,845.5	4,845.5	South Gobi Sands LLC		4,845.5	
	Total			932,403.4	15,595.3	4,583,595.1	5,531,593.9	-	5,502,673.7	28,920.2	

16. Sukhbaatar aimag

№	Soum	Description	Date	Total			Amount (MNT'000)	Name of company	Donation Receipt Confirmation		
				Tax, fee, charge and penalty	Contribution at rate of 50% to Environment protection special account	Donation			Confirmed	Unconfirmed	Comment
1	Aimag	Donation to Police department /Monetary/	2011.05.04			1,576.7	1,576.7	Petro matad LLC	1,576.7		
2	Aimag	Donation to development fund	2011			200,000.0	200,000.0	Andiin Elch LLC	200,000.0		
3	Aimag	To SSIGO	2011	27,320.1			27,320.1	Andiin Elch LLC	27,320.1		
4	Aimag	According the cooperation contract	2011			50,000.0	50,000.0	Bayan-Erch LLC	50,000.0		
5	Aimag	Donation	2011.03.17			8,000.0	8,000.0	Urmun-Uul LLC	8,000.0		
6	Aimag	Sukhbaatar Donation to aimag's Development Fund /Monetary/	2011.03.22			10,000.0	10,000.0	Tsairtmineral LLC	10,000.0		
7	Aimag	Sukhbaatar Donation to aimag's Development Fund /Monetary/	2011.05.04			200,000.0	200,000.0	Tsairtmineral LLC	200,000.0		
8	Aimag	Donation to Governor Administration celebration of Naadam /Monetary/	2011.06.29			7,000.0	7,000.0	Tsairtmineral LLC	7,000.0		
9	Aimag	Donation /Monetary/	2011			3,000.0	3,000.0	Tsairtmineral LLC	3,000.0		
10	Aimag	Donation to Aimag development fund /monetary/	2011.03.22			2,000.0	2,000.0	Erven khuder LLC	2,000.0		
11	Aimag	Donation to MASM /Monetary/	2011.06.06			1,000.0	1,000.0	Tsairtmineral LLC	1,000.0		
12	Aimag	Fee for use of mineral resources of wide spread	2011.04.25	96.0			96.0	Tsairtmineral LLC	96.0		
13	Aimag	Vehicle tax and air pollution fee	2011.04.15	38.0			38.0	Tsairtmineral LLC	38.0		
14	Aimag	NEMA	2011.09.20	120.0			120.0	Tsairtmineral LLC	120.0		
15	Aimag	Certificate of quality fee to NEMA	2011.06.07	7,730.1			7,730.1	Tsairtmineral LLC	7,730.1		

№	Soum	Description	Date	Total			Amount (MNT'000)	Name of company	Donation Receipt Confirmation		
				Tax, fee, charge and penalty	Contribution at rate of 50% to Environment protection special account	Donation			Confirmed	Unconfirmed	Comment
16	Aimag	Certificate of quality fee to NEMA	2011.07.06	891.9			891.9	Tsairtmineral LLC	891.9		
17	Aimag	Certificate of quality fee to NEMA	2011.08.10	1,337.9			1,337.9	Tsairtmineral LLC	1,337.9		
18	Aimag	Certificate of quality fee to NEMA	2011.09.05	891.9			891.9	Tsairtmineral LLC	891.9		
19	Aimag	Certificate of quality fee to NEMA	2011.12.02	2,155.5			2,155.5	Tsairtmineral LLC	2,155.5		
20	Aimag	Certificate of quality fee to NEMA	2011.01.13	24.0			24.0	Tsairtmineral LLC	24.0		
21	Aimag	Examine fee to PIS	2011.03.14	33.0			33.0	Tsairtmineral LLC	33.0		
22	Aimag	Certificate fee of vehicle diagnose	2011.04.14	525.0			525.0	Tsairtmineral LLC	525.0		
23	Aimag	Charge of MNE	2011.07.10	10.0			10.0	Tsairtmineral LLC	10.0		
24	Aimag	Examine's fee to PIS	2011.07.25	27.0			27.0	Tsairtmineral LLC	27.0		
25	Aimag	PIA	2011.10.27	58.6			58.6	Tsairtmineral LLC	58.6		
26	Aimag	Air pollution fee	2011.05.17	150.1			150.1	Tsairtmineral LLC	150.1		
27	Asgat	MNE deposit	2011.05.24		856.7		856.7	Kojegobi LLC	856.7		
28	Asgat	Donation to Governor Administration celebration of Naadam /Monetary/	2011.06.28			1,000.0	1,000.0	Tsairtmineral LLC	1,000.0		
29	BayanDelger	Land fee	2011.08.22	315.8			315.8	Kojegobi LLC	315.8		

№	Soum	Description	Date	Total			Amount (MNT'000)	Name of company	Donation Receipt Confirmation		
				Tax, fee, charge and penalty	Contribution at rate of 50% to Environment protection special account	Donation			Confirmed	Unconfirmed	Comment
30	BayanDelger	Water and mineral water use fee	2011.08.22	288.0			288.0	Kojegobi LLC	288.0		
31	BayanDelger	MNE deposit	2011.05.24		1,097.7		1,097.7	Kojegobi LLC	1,097.7		
32	BayanDelger	Donation to Governor Administration celebration of Naadam /Monetary/	2011.06.29			1,000.0	1,000.0	Tsairtmineral LLC	1,000.0		
33	Dariganga	Land fee	2011.10.27	267.5			267.5	Kojegobi LLC	267.5		
34	Dariganga	Water and mineral water use fee	2011.10.27	84.0			84.0	Kojegobi LLC	84.0		
35	Dariganga	MNE deposit	2011.05.24		869.0		869.0	Kojegobi LLC	869.0		
36	Munkhkhaan	MNE deposit	2011.07.07		150.0		150.0	Berkh Resources LLC	150.0		
37	Munkhkhaan	MNE deposit	2011.07.08		150.0		150.0	Berkh Resources LLC	150.0		
38	Munkhkhaan	MNE deposit	2011.08.04		300.0		300.0	Golden Gobi Mining LLC	300.0		
39	Munkhkhaan	MNE deposit	2011.08.04		300.0		300.0	Golden Gobi Mining LLC	300.0		
40	Naran	MNE deposit	2011.05.24		208.2		208.2	Kojegobi LLC	208.2		
41	Ongon	Land fee	2011.09.23	415.0			415.0	Kojegobi LLC	415.0		
42	Ongon	Water and mineral water use fee	2011.09.23	180.0			180.0	Kojegobi LLC	180.0		
43	Ongon	MNE deposit	2011.05.24		1,939.3		1,939.3	Kojegobi LLC	1,939.3		
44	Sukhbaatar	MNE deposit	2011.03.04		400.0		400.0	Peabody-Winsway resources LLC	400.0		
45	Sukhbaatar	MNE deposit	2011.11.22		100.3		100.3	Sod gazar LLC	100.3		
46	Sukhbaatar	Soum's Development Fund	2011.05.09			200.0	200.0	Sod gazar LLC	200.0		
47	Sukhbaatar	Donation	2011.11.29			8,000.0	8,000.0	Cascade Mining LLC	8,000.0		
48	Sukhbaatar	Donation to support opening ceremony of construction /Monetary/	2011.01.10			1,000.0	1,000.0	Tsairtmineral LLC	1,000.0		

№	Soum	Description	Date	Total			Amount (MNT'000)	Name of company	Donation Receipt Confirmation		
				Tax, fee, charge and penalty	Contribution at rate of 50% to Environment protection special account	Donation			Confirmed	Unconfirmed	Comment
49	Sukhbaatar	Donation to support wrestle of Tsagaan sar/monetary/	2011.01.31			684.0	684.0	Tsairtmineral LLC	684.0		
50	Sukhbaatar	Donation to worship a mountain	2011.05.04			4,000.0	4,000.0	Tsairtmineral LLC	4,000.0		
51	Sukhbaatar	Donation to celebration of Naadam/Monetary/	2011.06.29			2,000.0	2,000.0	Tsairtmineral LLC	2,000.0		
52	Sukhbaatar	Donation to make a documentary film /monetary/	2011.07.28			1,000.0	1,000.0	Tsairtmineral LLC	1,000.0		
53	Sukhbaatar	Donation to support wrestle /monetary/	2011.11.22			1,000.0	1,000.0	Tsairtmineral LLC	1,000.0		
54	Sukhbaatar	Donation /Monetary/	2011.04.20			1,000.0	1,000.0	Erven khuder LLC	1,000.0		
55	Sukhbaatar	MNE deposit	2011.03.23		800.0		800.0	Erven khuder LLC	800.0		
56	Sukhbaatar	MNE deposit	2011.03.23		100.0		100.0	Erven khuder LLC	100.0		
57	Sukhbaatar	MNE deposit	2011.03.23		100.0		100.0	Erven khuder LLC	100.0		
58	Tuvshinshir ee	Water and mineral water use fee	2011.01.26	390.0			390.0	Centerra gold Mongolia LLC	390.0		
59	Tuvshinshir ee	Donation of well /advance/	2011.07.07			8,400.0	8,400.0	Centerra gold Mongolia LLC	8,400.0		
60	Tuvshinshir ee	Donation of well /advance/	2011.08.02			4,800.0	4,800.0	Centerra gold Mongolia LLC	4,800.0		
61	Tuvshinshir ee	Donation of well	2011.08.11			2,170.5	2,170.5	Centerra gold Mongolia LLC	2,170.5		
62	Tuvshinshir ee	Donation to label of well	2011.12.11			120.0	120.0	Centerra gold Mongolia LLC	120.0		
63	Tumentsog t	Non-monetary donation				6,614.4	6,614.4	Mongol jyuanili LLC	6,614.4		
64	Tumentsog t	Fee to exploitation of mining resources	2011.01.27	4,848.0			4,848.0	Mongol jyuanili LLC	4,848.0		
65	Tumentsog t	Fee to exploitation of mining resources	2011.04.01	9,000.0			9,000.0	Mongol jyuanili LLC	9,000.0		
66	Tumentsog t	Fee to exploitation of mining resources	2011.04.28	6,050.0			6,050.0	Mongol jyuanili LLC	6,050.0		
67	Tumentsog	Fee to exploitation of	2011.08.15	11,566.2			11,566.2	Mongol jyuanili LLC	11,566.2		

№	Soum	Description	Date	Total			Amount (MNT'000)	Name of company	Donation Receipt Confirmation		
				Tax, fee, charge and penalty	Contribution at rate of 50% to Environment protection special account	Donation			Confirmed	Unconfirmed	Comment
	t	mining resources									
68	Tumentsog t	Fee to exploitation of mining resources	2011.10.29	6,008.2			6,008.2	Mongol jyuanili LLC	6,008.2		
69	Tumentsog t	Land fee	2011.04.01	192.5			192.5	Mongol jyuanili LLC	192.5		
70	Tumentsog t	Land fee	2011.04.28	577.5			577.5	Mongol jyuanili LLC	577.5		
71	Tumentsog t	MNE deposit	2011.05.03	450.0			450.0	Mongol jyuanili LLC	450.0		
72	Tumentsog t	MNE deposit	2011.09.05	150.0			150.0	Mongol jyuanili LLC	150.0		
73	Tumentsog t	MNE deposit	2011.05.03	300.0			300.0	Mongol jyuanili LLC	300.0		
74	Tumentsog t	Vehicle tax	2011.09.05	300.0			300.0	Mongol jyuanili LLC	300.0		
75	Uulbayan	Donation to build bathhouse	2011.08.10			18,200.0	18,200.0	Boroo Gold LLC	18,200.0		
76	Uulbayan	Donation to build bathhouse	2011.09.30			6,441.1	6,441.1	Boroo Gold LLC	6,441.1		
77	Uulbayan	Donation to build bathhouse	2011.11.03			1,358.9	1,358.9	Boroo Gold LLC	1,358.9		
78	Uulbayan	Water and mineral water use fee	2011.01.10	750.0			750.0	Centerra gold Mongolia LLC	750.0		
79	Uulbayan	Water and mineral water use fee	2011.01.28	542.0			542.0	Centerra gold Mongolia LLC	542.0		
80	Uulbayan	Water and mineral water use fee	2011.06.08	46.0			46.0	Centerra gold Mongolia LLC	46.0		
81	Uulbayan	Water and mineral water use fee	2011.07.01	34.0			34.0	Centerra gold Mongolia LLC	34.0		
82	Khalzan	MNE deposit	2011.09.07		100.0		100.0	QJX Mongol LLC	100.0		
83	Khalzan	Donation	2011			500.0	500.0	Gobi Exploration LLC	500.0		
84	Khalzan	Donation to Governor Administration celebration of Naadam /Monetary/	2011.06.29			2,000.0	2,000.0	Tsairtmineral LLC	2,000.0		

№	Soum	Description	Date	Total			Amount (MNT'000)	Name of company	Donation Receipt Confirmation		
				Tax, fee, charge and penalty	Contribution at rate of 50% to Environment protection special account	Donation			Confirmed	Unconfirmed	Comment
85	Erdentsagaan	Donation to Hospital/Non-monetary/	2011.09.23			10,880.0	10,880.0	Kojegobi LLC	10,880.0		
86	Erdentsagaan	Donation to Hospital/Non-monetary/	2011.08.22			3,174.9	3,174.9	Kojegobi LLC	3,174.9		
87	Erdentsagaan	MNE deposit	2011.05.24		7,000.0		7,000.0	Kojegobi LLC	7,000.0		
88	Erdentsagaan	Land license fee	2011.04.08	8.4			8.4	Petro matad LLC	8.4		
89	Erdentsagaan	Land fee	2011.03.17	115.3			115.3	Petro matad LLC	115.3		
90	Erdentsagaan	Water and mineral water use fee	2011.03.14	480.0			480.0	Petro matad LLC	480.0		
91	Erdentsagaan	Water and mineral water use fee	2011.06.03	480.0			480.0	Petro matad LLC	480.0		
92	Erdentsagaan	Fee of fire certificate	2011.05.05	20.0			20.0	Petro matad LLC	20.0		
93	Erdentsagaan	Penalty	2011.05.03	4.0			4.0	Petro matad LLC	4.0		
94	Erdentsagaan	Donation to kindergarten to toys /non-monetary/	2011.12.22			10,550.0	10,550.0	Petro matad LLC	10,550.0		
95	Erdentsagaan	MNE deposit	2011.11.26		258.0		258.0	Mongol uranium resource LLC	258.0		
96	Erdentsagaan	Donation /Non-monetary/	2011			1,512.0	1,512.0	Andiin Elch LLC	1,512.0		
97	Erdentsagaan	According the cooperation contract	2011.04.06			3,500.0	3,500.0	Bayan-Erch LLC	3,500.0		
98	Erdentsagaan	According the cooperation contract	2011.09.23			24,500.0	24,500.0	Bayan-Erch LLC	24,500.0		
99	Erdentsagaan	According the cooperation contract	2011.12.21			10,500.0	10,500.0	Bayan-Erch LLC	10,500.0		
100	Erdentsagaan	Land fee	2011.03.10	461.2			461.2	Bayan-Erch LLC	461.2		
101	Erdentsagaan	MNE deposit	2011.10.11		8,000.0		8,000.0	Bayan-Erch LLC	8,000.0		

№	Soum	Description	Date	Total			Amount (MNT'000)	Name of company	Donation Receipt Confirmation		
				Tax, fee, charge and penalty	Contribution at rate of 50% to Environment protection special account	Donation			Confirmed	Unconfirmed	Comment
102	Erdentsagaan	Donation for 70th Anniversary /Monetary/	2011.07.26			4,500.0	4,500.0	Bayan-Erch LLC	4,500.0		
103	Erdentsagaan	According the cooperation contract /tuition fee/	2011.12.07			4,500.0	4,500.0	Bayan-Erch LLC	4,500.0		
	Total			85,732.7	22,729.1	627,682.5	736,144.3	-	736,144.3	-	

17. Selenge aimag

№	Soum	Description	Date	Total			Amount (MNT'000)	Name of company	Donation Receipt Confirmation		
				Tax, fee, charge and penalty	Contribution at rate of 50% to Environment protection special account	Donation			Confirmed	Unconfirmed	Comment
1	Aimag	Donation to Police department /Monetary/	2011			10,000.0	10,000.0	Khanshijir LLC	10,000.0		
2	Aimag	Donation to Governor Administration /Monetary/	2011			5,000.0	5,000.0	Hunan jinlen LLC	5,000.0		
3	Aimag	Penalty	2011.04.29	250.0			250.0	Hunan jinlen LLC	250.0		
4	Aimag	Immovable property tax	2011.06.17	550.0			550.0	Hurai LLC	550.0		
5	Aimag	Donation /Monetary/	2011.06.15			3,285.0	3,285.0	Hurai LLC	3,285.0		
6	Aimag	Donation to Governor Administration /Monetary/	2011.04.15			2,000.0	2,000.0	Hurai LLC	2,000.0		
7	Aimag	Land fee	2011.06.28	168.0			168.0	Hurai LLC	168.0		
8	Aimag	Land fee	2011.06.23	1,315.1			1,315.1	Hurai LLC	1,315.1		
9	Aimag	Land fee	2011.09.28	1,400.0			1,400.0	Hurai LLC	1,400.0		

17. Selenge aimag

№	Soum	Description	Date	Total			Amount (MNT'000)	Name of company	Donation Receipt Confirmation		
				Tax, fee, charge and penalty	Contribution at rate of 50% to Environment protection special account	Donation			Confirmed	Unconfirmed	Comment
10	Aimag	Land fee	2011.10.25	265.0			265.0	Hurai LLC	265.0		
11	Aimag	Water and mineral water use fee	2011.06.28	250.1			250.1	Hurai LLC	250.1		
12	Aimag	Water and mineral water use fee	2011.06.23	2,000.0			2,000.0	Hurai LLC	2,000.0		
13	Aimag	Water and mineral water use fee	2011.09.28	2,190.3			2,190.3	Hurai LLC	2,190.3		
14	Aimag	PIA	2011.10.31	1,000.0			1,000.0	Hurai LLC	1,000.0		
15	Aimag	Penalty	2011.04.11	432.0			432.0	Redhill Mongolia LLC	432.0		
16	Aimag	Donation to Governor Administration of local	2011.03.07			40,000.0	40,000.0	Redhill Mongolia LLC	40,000.0		
17	Aimag	Donation to repair accomodation of border guards	2011.03.10			2,000.0	2,000.0	Redhill Mongolia LLC	2,000.0		
18	Aimag	Donation to repair accomodation of border guards	2011.03.25			1,000.0	1,000.0	Redhill Mongolia LLC	1,000.0		
19	Aimag	Donation for training	2011.04.30			4,352.7	4,352.7	Redhill Mongolia LLC		4,352.7	
20	Aimag	Donation to Police Department to 80th Anniversary of Selenge aimag	2011.06.08			3,000.0	3,000.0	Redhill Mongolia LLC	3,000.0		
21	Aimag	Donation for 80th Anniversary of Selenge aimag	2011.07.18			60,000.0	60,000.0	Redhill Mongolia LLC	60,000.0		
22	Aimag	Donation to board-ing guards /87.89litre/	2011.09.30			123.7	123.7	Redhill Mongolia LLC	123.7		
23	Aimag	Land fee		400.0			400.0	Sonor treid LLC	400.0		

17. Selenge aimag

№	Soum	Description	Date	Total			Amount (MNT'000)	Name of company	Donation Receipt Confirmation		
				Tax, fee, charge and penalty	Contribution at rate of 50% to Environment protection special account	Donation			Confirmed	Unconfirmed	Comment
24	Aimag	Water and mineral water use fee	2011.08.01	848.6			848.6	Sonor treid LLC	848.6		
25	Aimag	According the co-operation contract	2011.01.21			100,000.0	100,000.0	Bold Tumor Yeruu Gol LLC	100,000.0		
26	Aimag	Donation for 80th Anniversary	2011.04.07			50,000.0	50,000.0	Bold Tumor Yeruu Gol LLC	50,000.0		
27	Aimag	Donation for 80th Anniversary	2011.04.12			50,000.0	50,000.0	Bold Tumor Yeruu Gol LLC	50,000.0		
28	Aimag	Donation for 80th Anniversary	2011.06.08			50,000.0	50,000.0	Bold Tumor Yeruu Gol LLC	50,000.0		
29	Aimag	Donation to Health Centre	2011.08.19			5,000.0	5,000.0	Boroo Gold LLC	5,000.0		
30	Aimag	Aimag development fund	2011.07.08			37,327.5	37,327.5	Boroo Gold LLC		37,327.5	
31	Aimag	Aimag development fund	2011.07.08			31,141.0	31,141.0	Boroo Gold LLC	31,106.3	34.7	
32	Aimag	Aimag development fund	2011.07.08			55,991.2	55,991.2	Boroo Gold LLC	55,991.2		
33	Aimag	Donation to Governor Administration	2011.04.26			25,000.0	25,000.0	Gatsuurt LLC	25,000.0		
34	Aimag	Donation to Governor Administration	2011.05.23			10,000.0	10,000.0	Gatsuurt LLC	10,000.0		
35	Aimag	Donation to Governor Administration	2011.07.06			15,000.0	15,000.0	Gatsuurt LLC	15,000.0		
36	Aimag	Penalty of interest	2011.12.22	167.0			167.0	Gatsuurt LLC	167.0		
37	Aimag	Land fee	2011.05.23	240.0			240.0	Gatsuurt LLC	240.0		
38	Aimag	Land fee	2011.12.22	1,328.0			1,328.0	Gatsuurt LLC	1,328.0		
39	Aimag	Land fee	2011.03.26	319.7			319.7	Gatsuurt LLC		319.7	
40	Aimag	Land fee	2011.04.22	1,000.0			1,000.0	Gatsuurt LLC		1,000.0	
41	Aimag	Land fee	2011.05.23	1,162.6			1,162.6	Gatsuurt LLC		1,162.6	
42	Aimag	Land fee	2011.05.23	200.4			200.4	Gatsuurt LLC		200.4	
43	Aimag	Land fee	2011.05.23	20.8			20.8	Gatsuurt LLC		20.8	
44	Aimag	Land fee	2011.05.23	418.3			418.3	Gatsuurt LLC		418.3	

17. Selenge aimag

№	Soum	Description	Date	Total			Amount (MNT'000)	Name of company	Donation Receipt Confirmation		
				Tax, fee, charge and penalty	Contribution at rate of 50% to Environment protection special account	Donation			Confirmed	Unconfirmed	Comment
45	Aimag	Land fee	2011.05.23	320.3			320.3	Gatsuurt LLC		320.3	
46	Aimag	Land fee	2011.01.10	200.0			200.0	Zvvnmod Uul LLC	200.0		
47	Aimag	Land fee	2011.04.04	200.0			200.0	Zvvnmod Uul LLC	200.0		
48	Aimag	Land fee	2011.07.04	200.0			200.0	Zvvnmod Uul LLC	200.0		
49	Aimag	Land fee	2011.10.10	200.0			200.0	Zvvnmod Uul LLC	200.0		
50	Aimag	Donation /Monetary/	2011.07.08			4,000.0	4,000.0	Shar Narst LLC	4,000.0		
51	Aimag	Water and mineral water use fee	2011.08.18	912.5			912.5	Redhill Mongolia LLC	912.5		
52	Aimag	Vehicle diagnostic fee	2011.04.16	340.0			340.0	Shar Narst LLC	340.0		
53	Aimag	Vehicle diagnostic fee	2011.04.27	15.0			15.0	Shar Narst LLC	15.0		
54	Aimag	Road use fee	2011.04.16	264.0			264.0	Shar Narst LLC	264.0		
55	Aimag	Public fund of the Aimag	2011.07.08	4,000.0			4,000.0	Shar Narst LLC	4,000.0		
56	Bayangol	Donation to Police department	2011.07.05			400.0	400.0	Peninsula mining LLC	400.0		
57	Bayangol	Donation	2011.10.12			1,000.0	1,000.0	Sonor trade LLC	1,000.0		
58	Bayangol	MNE deposit	2011.10.12		300.0		300.0	Sonor trade LLC	300.0		
59	Bayangol	Social and health insurance fee	2011	200,625.3			200,625.3	Boroo Gold LLC	200,625.3		
60	Bayangol	Rubbish fee	2011.12.19	6,237.0			6,237.0	Boroo Gold LLC	6,237.0		
61	Bayangol	Donation to celebrate anniversary of soum	2011.07.20			15,000.0	15,000.0	Buurgent LLC	15,000.0		
62	Bayangol	Donation to Governor Administration	2011.06.16			10,000.0	10,000.0	Boroo Gold LLC	10,000.0		
63	Bayangol	Donation to Governor Administration	2011.07.08			124,425.0	124,425.0	Boroo Gold LLC	124,425.0		
64	Bayangol	Donation to Governor Administration	2011.11.10			129,366.1	129,366.1	Boroo Gold LLC	129,366.1		

17. Selenge aimag

№	Soum	Description	Date	Total			Amount (MNT'000)	Name of company	Donation Receipt Confirmation		
				Tax, fee, charge and penalty	Contribution at rate of 50% to Environment protection special account	Donation			Confirmed	Unconfirmed	Comment
65	Yeruu	According the co-operation contract	2011.05.16			50,000.0	50,000.0	Bold Tumor Yeruu Gol LLC	50,000.0		
66	Yeruu	According the co-operation contract	2011.07.23			50,000.0	50,000.0	Bold Tumor Yeruu Gol LLC	50,000.0		
67	Yeruu	According the co-operation contract	2011.11.18			50,000.0	50,000.0	Bold Tumor Yeruu Gol LLC	50,000.0		
68	Yeruu	According the co-operation contract	2011.06.08			50,000.0	50,000.0	Bold Tumor Yeruu Gol LLC	50,000.0		
69	Yeruu	According the co-operation contract	2011.09.16			50,000.0	50,000.0	Bold Tumor Yeruu Gol LLC	50,000.0		
70	Yeruu	MNE deposit	2011.09.15		200.0		200.0	Berkh Resources LLC	200.0		
71	Yeruu	MNE deposit	2011.09.16		200.0		200.0	Berkh Resources LLC	200.0		
72	Javkhlant	According the co-operation contract	2011.11.10			10,000.0	10,000.0	Bold Tumor Yeruu Gol LLC	10,000.0		
73	Zuunburen	Remain payment of Urban Nissan vehicle	2011.06.21			23,000.0	23,000.0	Redhill Mongolia LLC	23,000.0		
74	Zuunburen	Donation to National Wrestle Association	2011.07.01			500.0	500.0	Redhill Mongolia LLC	500.0		
75	Zuunburen	Assignment to Soum's Project	2011.10.14			1,000.0	1,000.0	Redhill Mongolia LLC	1,000.0		
76	Mandal	Donation to Secondary school of Tunkhel	2011.05.10			2,960.0	2,960.0	Boroo Gold LLC	2,960.0		
77	Mandal	Donation to Governor Administration	2011.06.28			1,000.0	1,000.0	Boroo Gold LLC	1,000.0		
78	Mandal	Donation to public fund	2011.06.27			5,000.0	5,000.0	Boroo Gold LLC	5,000.0		
79	Mandal	Donation to Governor Administration	2011.06.07			18,805.3	18,805.3	Boroo Gold LLC	18,805.3		
80	Mandal	Donation to Governor Administration of Tunkhel	2011.08.23			2,000.0	2,000.0	Boroo Gold LLC	2,000.0		

17. Selenge aimag

№	Soum	Description	Date	Total			Amount (MNT'000)	Name of company	Donation Receipt Confirmation		
				Tax, fee, charge and penalty	Contribution at rate of 50% to Environment protection special account	Donation			Confirmed	Unconfirmed	Comment
81	Mandal	Donation to Governor Administration of Tunkhel	2011.01.18			1,385.0	1,385.0	Boroo Gold LLC	1,385.0		
82	Mandal	Donation to Governor Administration of Tunkhel	2011.07.10			10,000.0	10,000.0	Boroo Gold LLC	10,000.0		
83	Mandal	Donation to Governor Administration of Tunkhel	2011.05.06			3,750.0	3,750.0	Boroo Gold LLC	3,750.0		
84	Mandal	Assignment to Soum's Project	2011.06.14			156,703.7	156,703.7	Boroo Gold LLC	156,703.7		
85	Mandal	Assignment to Soum's Project	2011.08.25			120,000.0	120,000.0	Boroo Gold LLC	120,000.0		
86	Mandal	Donation to school	2011.10.05			9,053.5	9,053.5	Boroo Gold LLC	9,053.5		
87	Mandal	Donation to public fund	2011.06.08			2,000.0	2,000.0	Boroo Gold LLC	2,000.0		
88	Mandal	Assignment to Soum's Project	2011.11.24			32,801.6	32,801.6	Boroo Gold LLC	32,801.6		
89	Mandal	Social and health insurance fee	2011	39,481.4			39,481.4	Boroo Gold LLC	39,481.4		
90	Mandal	Fee for use of mineral resources of wide spread	2011.06.07	187,000.0			187,000.0	Boroo Gold LLC	187,000.0		
91	Mandal	Fee for use of mineral resources of wide spread	2011.08.05	187,299.2			187,299.2	Boroo Gold LLC	187,299.2		
92	Orkhon tuul	Donation to Governor Administration to 80th Anniversary /Monetary/	2011.06.17			2,000.0	2,000.0	Cazmon Contact LLC	2,000.0		
93	Orkhon tuul	Donation to Governor Administration to 80th Anniversary /Monetary/	2011.05.23			1,000.0	1,000.0	Cazmon Contact LLC	1,000.0		
94	Orkhon tuul	Donation to Governor Administration /Monetary	2011.07.04			10,000.0	10,000.0	Hurai LLC	10,000.0		
95	Orkhon tuul	Penalty	2011.06.28	181.9			181.9	Hurai LLC	181.9		

17. Selenge aimag

№	Soum	Description	Date	Total			Amount (MNT'000)	Name of company	Donation Receipt Confirmation		
				Tax, fee, charge and penalty	Contribution at rate of 50% to Environment protection special account	Donation			Confirmed	Unconfirmed	Comment
96	Orkhon tuul	Donation	2011.07.08			3,200.0	3,200.0	JKMK LLC	3,200.0		
97	Orkhon tuul	MNE deposit	2011.05.23		500.0		500.0	JKMK LLC	500.0		
98	Sukhbaatar	Donation to 8th team	2011.13.31			986.8	986.8	Redhill Mongolia LLC	986.8		
99	Tunkhel	Donation to Governor Administration	2011.04.21			2,500.0	2,500.0	Gatsuurt LLC	2,500.0		
100	Tushig	Fee to exploitation of mining resources	2011.02.09	9,311.8			9,311.8	Redhill Mongolia LLC	9,311.8		
101	Tushig	Fee to exploitation of mining resources	2011.03.10	1,788.8			1,788.8	Redhill Mongolia LLC	1,788.8		
102	Tushig	Fee to exploitation of mining resources	2011.03.25	185.6			185.6	Redhill Mongolia LLC	185.6		
103	Tushig	Fee to exploitation of mining resources	2011.04.12	5,539.3			5,539.3	Redhill Mongolia LLC	5,539.3		
104	Tushig	Fee to exploitation of mining resources	2011.06.29	528.7			528.7	Redhill Mongolia LLC	528.7		
105	Tushig	Fee to exploitation of mining resources	2011.07.25	5,659.0			5,659.0	Redhill Mongolia LLC	5,659.0		
106	Tushig	Fee to exploitation of mining resources	2011.09.19	779.9			779.9	Redhill Mongolia LLC	779.9		
107	Tushig	Fee to exploitation of mining resources	2011.10.07	20,084.0			20,084.0	Redhill Mongolia LLC	20,084.0		
108	Tushig	Fee to exploitation of mining resources	2011.11.29	31,628.0			31,628.0	Redhill Mongolia LLC	31,628.0		
109	Tushig	Fee to exploitation of mining resources	2011.12.27	41,848.5			41,848.5	Redhill Mongolia LLC	41,848.5		
110	Tushig	Fee to exploitation of mining resources	2011.04.20	400.0			400.0	Redhill Mongolia LLC	400.0		
111	Tushig	Land fee	2011.10.13	2,292.2			2,292.2	Redhill Mongolia LLC	2,292.2		
112	Tushig	Land fee	2011.06.23	2,500.0			2,500.0	Redhill Mongolia LLC	2,500.0		
113	Tushig	Land fee	2011.07.22	2,500.0			2,500.0	Redhill Mongolia LLC	2,500.0		
114	Tushig	Assignment to Soum's Project	2011			9,000.0	9,000.0	Redhill Mongolia LLC	9,000.0		
115	Tushig	Assignment to Soum's Project	2011			13,000.0	13,000.0	Redhill Mongolia LLC	13,000.0		

17. Selenge aimag

№	Soum	Description	Date	Total			Amount (MNT'000)	Name of company	Donation Receipt Confirmation		
				Tax, fee, charge and penalty	Contribution at rate of 50% to Environment protection special account	Donation			Confirmed	Unconfirmed	Comment
116	Tushig	Assignment to Soum's Project	2011			460.0	460.0	Redhill Mongolia LLC	460.0		
117	Tushig	Donation	2011.04.30			230.0	230.0	Redhill Mongolia LLC	230.0		
118	Tushig	Donation to celebration of Tovkhan mount	2011.05.27			1,000.0	1,000.0	Redhill Mongolia LLC	1,000.0		
119	Tushig	Donation to Police Department	2011.06.10			2,500.0	2,500.0	Redhill Mongolia LLC	2,500.0		
120	Tushig	Donation to celebrations	2011.07.06			3,000.0	3,000.0	Redhill Mongolia LLC	3,000.0		
121	Tushig	Donation to Inspector of Environment	2011.09.21			300.0	300.0	Redhill Mongolia LLC	300.0		
122	Tushig	According to appeal of Governor Administration /200l diesel fuel/	2011.09.30			281.4	281.4	Redhill Mongolia LLC	281.4		
123	Tushig	Roadwork of 3.5 km	2011.09.30			40,948.5	40,948.5	Redhill Mongolia LLC	40,948.5		
124	Tushig	According to appeal of Governor Administration /200l diesel fuel/	2011.10.31			295.1	295.1	Redhill Mongolia LLC	295.1		
125	Tushig	Fee for soum's road lighting	2011.11.04			10,000.0	10,000.0	Redhill Mongolia LLC	10,000.0		
126	Tushig	Donation /Monetary/	2011.09.19			2,000.0	2,000.0	Shar Narst LLC	2,000.0		
127	Tushig	Donation /Monetary/	2011.12.21			2,105.0	2,105.0	Shar Narst LLC	2,105.0		
128	Tushig	Donation to Governor Administration /elder's committee/	2011.11.11			300.0	300.0	Gatsuurt LLC	300.0		
129	Khutul	Stamp fee	2011.01.20	77.3			77.3	Hurai LLC	77.3		

17. Selenge aimag

№	Soum	Description	Date	Total			Amount (MNT'000)	Name of company	Donation Receipt Confirmation		
				Tax, fee, charge and penalty	Contribution at rate of 50% to Environment protection special account	Donation			Confirmed	Unconfirmed	Comment
130	Khuder	Patronage	2011.04.08			3,000.0	3,000.0	Centerra gold Mongolia LLC	3,000.0		
131	Khuder	Donation Soum's Development Fund	2011.04.22			20,000.0	20,000.0	Erdes holding LLC	20,000.0		
132	Khuder	Donation Soum's Development Fund	2011.05.06			6,000.0	6,000.0	Erdes holding LLC	6,000.0		
133	Khuder	Donation Soum's Development Fund	2011.06.22			6,000.0	6,000.0	Erdes holding LLC	6,000.0		
134	Khuder	Donation Soum's Development Fund	2011.10.20			10,000.0	10,000.0	Erdes holding LLC	10,000.0		
135	Tsagaannuur	Water and mineral water use fee	2011.12.27	1,548.4			1,548.4	Redhill Mongolia LLC	1,548.4		
136	Tsagaannuur	Assignment to Soum's Project	2011.04.29			5,000.0	5,000.0	Redhill Mongolia LLC	5,000.0		
137	Tsagaannuur	Support soum's activity	2011.12.31			250.0	250.0	Tengre terra resources LLC.	250.0		
138	Tsagaannuur	Donation to Governor Administration	2011.09.29			8,000.0	8,000.0	Gatsuurt LLC	8,000.0		
139	Tsagaannuur	Donation /to kirm/	2011.11.11			2,452.0	2,452.0	Gatsuurt LLC	2,452.0		
140	Shaamar	According the co-operation contract	2011.08.17			5,000.0	5,000.0	Bold Tumor Yeruu Gol LLC	5,000.0		
141	Shaamar	According the co-operation contract	2011.10.05			2,100.0	2,100.0	Bold Tumor Yeruu Gol LLC	2,100.0		
142	Shaamar	According the co-operation contract	2011.01.20			4,140.0	4,140.0	Bold Tumor Yeruu Gol LLC	4,140.0		
143	Shaamar	According the co-operation contract	2011.04.08			15,000.0	15,000.0	Bold Tumor Yeruu Gol LLC	15,000.0		
144	Shaamar	Donation to repair a road of 6km	2011.04.08			50,000.0	50,000.0	Bold Tumor Yeruu Gol LLC	50,000.0		
145	Shaamar	According the co-operation contract	2011.03.16			100,000.0	100,000.0	Bold Tumor Yeruu Gol LLC	100,000.0		

17. Selenge aimag

№	Soum	Description	Date	Total			Amount (MNT'000)	Name of company	Donation Receipt Confirmation		
				Tax, fee, charge and penalty	Contribution at rate of 50% to Environment protection special account	Donation			Confirmed	Unconfirmed	Comment
146	Shaamar	According the co-operation contract	2011.07.19			100,000.0	100,000.0	Bold Tumor Yeruu Gol LLC	100,000.0		
147	Shaamar	According the co-operation contract	2011.06.21			50,000.0	50,000.0	Bold Tumor Yeruu Gol LLC	50,000.0		
148	Shaamar	Donation for construction of hospital	2011.07.27			50,000.0	50,000.0	Bold Tumor Yeruu Gol LLC	50,000.0		
149	Shaamar	Donation for construction of hospital	2011.11.01			30,000.0	30,000.0	Bold Tumor Yeruu Gol LLC	30,000.0		
150	Shaamar	Donation for construction of hospital	2011.06.09			100,000.0	100,000.0	Bold Tumor Yeruu Gol LLC	100,000.0		
151	Shaamar	Donation for construction of hospital	2011.09.16			50,000.0	50,000.0	Bold Tumor Yeruu Gol LLC	50,000.0		
152	Shaamar	According the co-operation contract	2011.05.12			100,000.0	100,000.0	Bold Tumor Yeruu Gol LLC	100,000.0		
153	Shaamar	Donation to repair 6 km road	2011.06.14			50,000.0	50,000.0	Bold Tumor Yeruu Gol LLC	50,000.0		
154	Shaamar	6 wagon cement	2011.09.10			50,000.0	50,000.0	Bold Tumor Yeruu Gol LLC	50,000.0		
155	Shaamar	Donation for 50th Anniversary	2011.05.09			1,000.0	1,000.0	Camex LLC	1,000.0		
156	Shaamar	Donation to Governor Administration	2011.06.30			1,000.0	1,000.0	Gatsuurt LLC	1,000.0		
157	Shaamar	Donation	2011.11.22			1,000.0	1,000.0	Gatsuurt LLC	1,000.0		
	Total			770,074.0	1,200.0	2,419,420.1	3,190,694.1	-	3,145,537.1	45,157.0	

18. Tuv aimag

№	Soum	Description	Date	Total			Amount (MNT'000)	Name of company	Donation Receipt Confirmation		
				Tax, fee, charge and penalty	Contribution at rate of 50% to Environment protection special account	Donation			Confirmed	Unconfirmed	Comment
1	Aimag	CIT	2011	510.7			510.7	Iltgold LLC	510.7		
2	Aimag	Donation /Monetary/	2011			200.0	200.0	Iltgold LLC	200.0		
3	Aimag	Land fee	2011.02.14	480.0			480.0	Magnai Trade LLC	480.0		
4	Aimag	Land fee	2011.05.12	8.0			8.0	Magnai Trade LLC	8.0		
5	Aimag	Land fee	2011.12.07	8.0			8.0	Magnai Trade LLC	8.0		
6	Aimag	Land fee	2011.04.05	3,593.0			3,593.0	Mondulaan Trade LLC	3,593.0		
7	Aimag	Land fee	2011.11.16	1,220.0			1,220.0	Mondulaan Trade LLC	1,220.0		
8	Aimag	Land fee	2011.07.27	1,108.8			1,108.8	Mondulaan Trade LLC	1,108.8		
9	Aimag	Land fee	2011.02.17	574.4			574.4	Mondulaan Trade LLC	574.4		
10	Aimag	Land fee	2011.04.14	1,976.0			1,976.0	Olova LLC	1,976.0		
11	Aimag	Land fee	2011.08.04	3,728.0			3,728.0	Olova LLC	3,728.0		
12	Aimag	Monetary donation to Police Department	2011.10.19			2,500.0	2,500.0	Ten hun LLC	2,500.0		
13	Aimag	Monetary donation	2011.09.05			1,000.0	1,000.0	Ten hun LLC	1,000.0		
14	Aimag	Monetary donation	2011.11.30			1,000.0	1,000.0	Ten hun LLC	1,000.0		
15	Aimag	Donation to SGOSI	2011.12.23			2,000.0	2,000.0	Ten hun LLC	2,000.0		
16	Aimag	PIA Penalty	2011.08.18	1,000.0			1,000.0	Avdar Bayan LLC	1,000.0		
17	Aimag	Donation	2011.06.02			14,000.0	14,000.0	Ankhai internatiol LLC	14,000.0		
18	Aimag	Donation to Environment Protection fund	2011.08.20			200.0	200.0	JKMK LLC	200.0		

18. Tuv aimag

№	Soum	Description	Date	Total			Amount (MNT'000)	Name of company	Donation Receipt Confirmation		
				Tax, fee, charge and penalty	Contribution at rate of 50% to Environment protection special account	Donation			Confirmed	Unconfirmed	Comment
19	Aimag	Land fee	2011	1,202.0			1,202.0	JKMK LLC	1,202.0		
20	Aimag	Water and mineral water use fee	2011	150.0			150.0	JKMK LLC	150.0		
21	Aimag	Vehicle tax	2011	67.0			67.0	Jotoin bajuuna LLC	67.0		
22	Aimag	Land fee	2011.04.07	480.0			480.0	Urmun-Uul LLC	480.0		
23	Aimag	Coordinating Authority of Finance	2011.10.04	432.0			432.0	MEC LLC	432.0		
24	Aimag	Penalty	2011.08.11	1,000.0			1,000.0	Khotu LLC	1,000.0		
25	Aimag	Vehicle tax	2011.04.15	878.8			878.8	Khotu LLC	878.8		
26	Aimag	Payment of act	2011.04.20	1664.2			1,664.2	MongolChekhmetal LLC	1,664.2		
27	Aimag	Vehicle tax	2011.05.21	990.4			990.4		990.4		
28	Altanbulag	Donation /Monetary/	2011.03.11			250.0	250.0	Erdene jas LLC	250.0		
29	Arkhist	Fee for use of mineral resources of wide spread	2011.06.17	3,800.0			3,800.0	Mondulaan Trade LLC	3,800.0		
30	Arkhist	Donation to Governor Administration celebration of Naadam /Monetary/	2011.06.29			500.0	500.0	Mondulaan Trade LLC	500.0		
31	Arkhist	Donation to Governor Administration /Non-monetary/	2011.12.22			198.0	198.0	Peabody Winsway resources LLC	198.0		
32	Batsumber	Land fee		1,022.4			1,022.4	Gatsuurt LLC	1,022.4		
33	Batsumber	Vehicle tax		924.9			924.9	Gatsuurt LLC	924.9		

18. Tuv aimag

№	Soum	Description	Date	Total			Amount (MNT'000)	Name of company	Donation Receipt Confirmation		
				Tax, fee, charge and penalty	Contribution at rate of 50% to Environment protection special account	Donation			Confirmed	Unconfirmed	Comment
34	Bayan	MNE deposit	2011.04.12		1,200.0		1,200.0	Peabody Winsway resources LLC	1,200.0		
35	Bayan	Water and mineral water use fee		45.0			45.0	Peabody Winsway resources LLC	45.0		
36	Bayan	Fee to exploitation of mining resources	2011.05.09	2,000.0	.		2,000.0	Petrocoal LLC	2,000.0		
37	Bayan	Fee to exploitation of mining resources	2011.11.30	3,840.0			3,840.0	Petrocoal LLC	3,840.0		
38	Bayan	Land fee	2011.05.09	1,724.0			1,724.0	Petrocoal LLC	1,724.0		
39	Bayan	Land fee	2011.02.28	4,000.0			4,000.0	Petrocoal LLC	4,000.0		
40	Bayan	Immovable property tax	2011.08.12	262.0			262.0	Tugrug nuuriin energy LLC	262.0		
41	Bayan	Immovable property tax	2011.10.25	131.0			131.0	Tugrug nuuriin energy LLC	131.0		
42	Bayan	Immovable property tax	2011.12.13	131.0			131.0	Tugrug nuuriin energy LLC	131.0		
43	Bayan	Land fee	2011.02.21	4,454.4			4,454.4	Tugrug nuuriin energy LLC	4,454.4		
44	Bayan	Land fee	2011.05.23	4,454.4			4,454.4	Tugrug nuuriin energy LLC	4,454.4		
45	Bayan	Land fee	2011.07.29	4,454.4			4,454.4	Tugrug nuuriin energy LLC	4,454.4		
46	Bayan	Land fee	2011.10.27	4,454.4			4,454.4	Tugrug nuuriin energy LLC	4,454.4		
47	Bayan	Land fee	2011.05.23	216.0			216.0	Tugrug nuuriin energy LLC	216.0		
48	Bayan	Water and mineral water use fee	2011.01.10	1,850.0			1,850.0	Tugrug nuuriin energy LLC	1,850.0		

18. Tuv aimag

№	Soum	Description	Date	Total			Amount (MNT'000)	Name of company	Donation Receipt Confirmation		
				Tax, fee, charge and penalty	Contribution at rate of 50% to Environment protection special account	Donation			Confirmed	Unconfirmed	Comment
49	Bayan	Water and mineral water use fee	2011.10.27	7,200.0			7,200.0	Tugrug nuuriin energy LLC	7,200.0		
50	Bayan	Water and mineral water use fee	2011.08.19	7,200.0			7,200.0	Tugrug nuuriin energy LLC	7,200.0		
51	Bayan	Water and mineral water use fee	2011.05.20	7,200.0			7,200.0	Tugrug nuuriin energy LLC	7,200.0		
52	Bayan	Fee to exploitation of mining resources	2011.08.11	400.7			400.7	Tugrug nuuriin energy LLC	400.7		
53	Bayan	Monetary donation	2011.04.21			300.0	300.0	Tugrug nuuriin energy LLC		300.0	Replied that not received.
54	Bayan	Monetary donation	2011.05.23			200.0	200.0	Tugrug nuuriin energy LLC	200.0		
55	Bayan	Monetary donation	2011.04.28			2,000.0	2,000.0	Tugrug nuuriin energy LLC		2,000.0	Replied that not received.
56	Bayan	Donation to worship a mount	2011.06.15			100.0	100.0	Tugrug nuuriin energy LLC	100.0		
57	Bayan	MNE deposit	2011		300.0		300.0	JKMK LLC	300.0		
58	Bayan	Donation to MNE fund	2011.05.02			500.0	500.0	JKMK LLC	500.0		
59	Bayan	Monetary donation to Bayanbulag, 3th bag	2011			300.0	300.0	Ten hun LLC	300.0		
60	Bayanjargalan	Donation to Governor Administration /Non-monetary/	2011.11.24			1,551.8	1,551.8	Peabody Winsway resources LLC	1,551.8		

18. Tuv aimag

№	Soum	Description	Date	Total			Amount (MNT'000)	Name of company	Donation Receipt Confirmation		
				Tax, fee, charge and penalty	Contribution at rate of 50% to Environment protection special account	Donation			Confirmed	Unconfirmed	Comment
61	Bayanjargalan	MNE deposit	2011.05.05		400.0		400.0	Peabody Winsway resources LLC	400.0		
62	Bayanjargalan	According the cooperation contract	2011.03.14			500.0	500.0	Ankhai internatiol LLC	500.0		
63	Bayanjargalan	According the cooperation contract	2011.04.26			2,950.5	2,950.5	Ankhai internatiol LLC	2,950.5		
64	Bayanjargalan	According the cooperation contract	2011.06.23			1,000.0	1,000.0	Ankhai internatiol LLC	1,000.0		
65	Bayanjargalan	According the cooperation contract	2011.06.24			1,000.0	1,000.0	Ankhai internatiol LLC	1,000.0		
66	Bayanjargalan	According the cooperation contract	2011.06.29			5,850.0	5,850.0	Ankhai internatiol LLC	5,850.0		
67	Bayanjargalan	According the cooperation contract	2011.07.05			5,000.0	5,000.0	Ankhai internatiol LLC	5,000.0		
68	Bayanjargalan	According the cooperation contract	2011.08.10			1,000.0	1,000.0	Ankhai internatiol LLC	1,000.0		
69	Bayanjargalan	According the cooperation contract	2011.08.19			3,500.0	3,500.0	Ankhai internatiol LLC	3,500.0		
70	Bayanjargalan	According the cooperation contract	2011.09.30			2,000.0	2,000.0	Ankhai internatiol LLC	2,000.0		
71	Bayanjargalan	According the cooperation contract	2011.12.07			1,000.0	1,000.0	Ankhai internatiol LLC	1,000.0		
72	Bayanjargalan	Diesel fuel	2011.05.31			34.2	34.2	Ankhai internatiol LLC	34.2		
73	Bayanjargalan	Diesel fuel	2011.06.30			509.8	509.8	Ankhai internatiol LLC	509.8		

18. Tuv aimag

№	Soum	Description	Date	Total			Amount (MNT'000)	Name of company	Donation Receipt Confirmation		
				Tax, fee, charge and penalty	Contribution at rate of 50% to Environment protection special account	Donation			Confirmed	Unconfirmed	Comment
74	Bayanjargalan	Yard	2011.06.24			6,670.8	6,670.8	Ankhai internatiol LLC	6,670.8		
75	Bayanjargalan	Diesel fuel	2011.06.30			509.8	509.8	Ankhai internatiol LLC	509.8		
76	Bayanjargalan	Diesel fuel	2011.07.31			738.8	738.8	Ankhai internatiol LLC	738.8		
77	Bayanjargalan	Diesel fuel	2011.08.31			432.5	432.5	Ankhai internatiol LLC	432.5		
78	Bayanjargalan	Diesel fuel	2011.09.30			132.4	132.4	Ankhai internatiol LLC	132.4		
79	Bayanjargalan	Diesel fuel	2011.10.31			194.8	194.8	Ankhai internatiol LLC	194.8		
80	Bayanjargalan	Diesel fuel	2011.12.31			94.0	94.0	Ankhai internatiol LLC	94.0		
81	Bayanjargalan	MNE deposit	2011.02.20		200.0		200.0	JLDB LLC	200.0		
82	Bayanjargalan	Water and mineral water use fee	2011.04.20	274.5			274.5	Khurgatai Khairkhan LLC	274.5		
83	Bayanjargalan	Water and mineral water use fee	2011.08.31	850.0			850.0	Mongol Alt Mak LLC	850.0		
84	Bayanunjuul	Donation /Monetary/	2011.05.10			3,000.0	3,000.0	Erdenejas LLC	3,000.0		
85	Bayanunjuul	Donation /Monetary/	2011.07.07			5,000.0	5,000.0	Erdenejas LLC	5,000.0		
86	Bayanunjuul	Donation /Monetary/	2011.08.19			2,000.0	2,000.0	Erdenejas LLC	2,000.0		
87	Bayanunjuul	Donation of accomodation /Non-monetary/	2011.07.28			20,000.0	20,000.0	Erdenejas LLC	20,000.0		
88	Bayanunjuul	Donation of accomodation /Non-monetary/	2011.08.08			5,000.0	5,000.0	Erdenejas LLC	5,000.0		

18. Tuv aimag

№	Soum	Description	Date	Total			Amount (MNT'000)	Name of company	Donation Receipt Confirmation		
				Tax, fee, charge and penalty	Contribution at rate of 50% to Environment protection special account	Donation			Confirmed	Unconfirmed	Comment
89	Bayanunjuul	Donation of accomodation /Non-monetary/	2011.09.08			5,000.0	5,000.0	Erdenejas LLC	5,000.0		
90	Bayanunjuul	MNE deposit	2011.12.12		80.5		80.5	Erdenejas LLC	80.5		
91	Bayanunjuul	MNE deposit	2011.12.12		85.5		85.5	Erdenejas LLC	85.5		
92	Bayanunjuul	MNE deposit	2011.12.12		68.0		68.0	Erdenejas LLC	68.0		
93	Bayanunjuul	MNE deposit	2011.12.12		88.0		88.0	Erdenejas LLC	88.0		
94	Bayanunjuul	MNE deposit	2011.12.12		100.5		100.5	Erdenejas LLC	100.5		
95	Bayanunjuul	MNE deposit	2011.05.31		124.5		124.5	Erdenejas LLC	124.5		
96	Bayanunjuul	MNE deposit	2011.05.31		100.0		100.0	Erdenejas LLC	100.0		
97	Bayanunjuul	Water and mineral water use fee	2011.05.03	124.5			124.5	Erdenejas LLC	124.5		
98	Bayanunjuul	Water and mineral water use fee	2011.05.31	95.5			95.5	Erdenejas LLC	95.5		
99	BayanChandmani	Donation to Governor Administration /Monetary/	2011			2,000.0	2,000.0	Itgold LLC	2,000.0		
100	BayanChandmani	Donation for 80th Anniversary	2011.04.22			1,000.0	1,000.0	Tugrug nuuriin energy LLC	1,000.0		
101	Bornuur	According the cooperation contract	2011.06.09			30,000.0	30,000.0	Gunbileg Gold LLC	30,000.0		
102	Buren	Donation /Monetary/	2011.03.30			1,000.0	1,000.0	Erdenejas LLC	1,000.0		
103	Buren	Donation of deep well /Non-monetary/	2011.10.01			3,000.0	3,000.0	Erdenejas LLC	3,000.0		

18. Tuv aimag

№	Soum	Description	Date	Total			Amount (MNT'000)	Name of company	Donation Receipt Confirmation		
				Tax, fee, charge and penalty	Contribution at rate of 50% to Environment protection special account	Donation			Confirmed	Unconfirmed	Comment
104	Buren	Donation of deep well /Non-monetary/	2011.10.01			11,000.0	11,000.0	Erdenejas LLC		11,000.0	Replied that not received.
105	Buren	MNE deposit	2011.06.28		100.0		100.0	Erdenejas LLC	100.0		
106	Buren	MNE deposit	2011.12.08		58.4		58.4	Erdenejas LLC	58.4		
107	Buren	MNE deposit	2011.12.08		100.0		100.0	Erdenejas LLC	100.0		
108	Buren	MNE deposit	2011.12.09		100.0		100.0	Erdenejas LLC	100.0		
109	Buren	Water and mineral water use fee	2011.05.31	124.5			124.5	Erdenejas LLC	124.5		
110	Buren	Water and mineral water use fee	2011.06.28	124.5			124.5	Erdenejas LLC	124.5		
111	Delgerkhaan	Donation /Monetary/	2011.02.11			500.0	500.0	Erdenejas LLC	500.0		
112	Delgerkhaan	MNE deposit	2011.12.10		105.0		105.0	Erdenejas LLC	105.0		
113	Delgerkhaan	MNE deposit	2011.12.11		200.0		200.0	Erdenejas LLC	200.0		
114	Delgerkhaan	MNE deposit	2011.12.12		100.0		100.0	Erdenejas LLC	100.0		
115	Jargalant	Donation to Police Deaprtment	2011.05.27			4,000.0	4,000.0	Ten hun LLC	4,000.0		
116	Jargalant	Monetary donation	2011.06.03			200.0	200.0	Ten hun LLC	200.0		
117	Jargalant	Monetary donation to kindergartenl of Bayanbulag bag	2011.09.01			300.0	300.0	Ten hun LLC	300.0		
118	Jargalant	Ваянбулар багийн сургуульд Monetary donation	2011.09.01			2,000.0	2,000.0	Ten hun LLC	2,000.0		
119	Jargalant	Soum's Development fund	2011.03.28			1,500.0	1,500.0	Ten hun LLC	1,500.0		
120	Jargalant	Soum's Devel-	2011.06.21			3,000.0	3,000.0	Ten hun LLC	3,000.0		

18. Tuv aimag

№	Soum	Description	Date	Total			Amount (MNT'000)	Name of company	Donation Receipt Confirmation		
				Tax, fee, charge and penalty	Contribution at rate of 50% to Environment protection special account	Donation			Confirmed	Unconfirmed	Comment
		opment fund									
121	Zaamar	Donation to Governor Administration /Monetary/	2011			10,000.0	10,000.0	Iltgold LLC	10,000.0		
122	Zaamar	Donation to Police Department /Monetary/	2011			500.0	500.0	Iltgold LLC	500.0		
123	Zaamar	Donation to Governor Administration /Non-monetary/	2011			700.0	700.0	Iltgold LLC	700.0		
124	Zaamar	Donation to Governor Administration /Monetary/	2011			2,000.0	2,000.0	Iltgold LLC	2,000.0		
125	Zaamar	Donation to Governor Administration monetary	2011			23,000.0	23,000.0	Mon polimet LLC	23,000.0		
126	Zaamar	Donation to Governor Administration Monetarybyc	2011			7,000.0	7,000.0	Mon polimet LLC	7,000.0		
127	Zaamar	Donation to Altan Zaamar Fund/	2011.09.12			17,366.0	17,366.0	Mongolrustsvetmet LLC	17,366.0		
128	Zaamar	Social insurance premium to OSI	2011	139,800.0			139,800.0	Mongolrustsvetmet LLC	139,800.0		
129	Zaamar	Land fee	2011.04.11	7,378.0			7,378.0	Mongolrustsvetmet LLC	7,378.0		
130	Zaamar	Water and mineral water use fee	2011.02.25	5,000.0			5,000.0	Mondulaan Trade LLC	5,000.0		

18. Tuv aimag

№	Soum	Description	Date	Total			Amount (MNT'000)	Name of company	Donation Receipt Confirmation		
				Tax, fee, charge and penalty	Contribution at rate of 50% to Environment protection special account	Donation			Confirmed	Unconfirmed	Comment
131	Zaamar	Water and mineral water use fee	2011.05.17	2,600.0			2,600.0	Mondulaan Trade LLC	2,600.0		
132	Zaamar	Water and mineral water use fee	2011.08.01	5,117.7			5,117.7	Mondulaan Trade LLC	5,117.7		
133	Zaamar	Water and mineral water use fee	2011.12.28	10,000.0			10,000.0	Mondulaan Trade LLC	10,000.0		
134	Zaamar	Donation /Monetary/	2011.08.19			4,000.0	4,000.0	Mondulaan Trade LLC	4,000.0		
135	Zaamar	Donation /Monetary/	2011.08.23			982.0	982.0	Mondulaan Trade LLC	982.0		
136	Zaamar	Donation /Monetary/	2011.08.23			886.0	886.0	Mondulaan Trade LLC	886.0		
137	Zaamar	Donation /Monetary/	2011.08.23			886.0	886.0	Mondulaan Trade LLC	886.0		
138	Zaamar	Donation to Governor Administration /Non-monetary/	2011			35,000.0	35,000.0	Mondulaan Trade LLC	35,000.0		
139	Zaamar	Donation for Altan Zaamar fund	2011.11.23			5,000.0	5,000.0	Bulgan gangat LLC	5,000.0		
140	Zaamar	Donation to the Governor Administration /student's study fee/	2011.10.06			1,000.0	1,000.0	Bulgan gangat LLC	1,000.0		
141	Zaamar	Donation to Governor Administration /Monetary/	2011			1,500.0	1,500.0	Iltgold LLC	1,500.0		
142	Zaamar	Donation to Police Department /Monetary/	2011			2,000.0	2,000.0	Iltgold LLC	2,000.0		

18. Tuv aimag

№	Soum	Description	Date	Total			Amount (MNT'000)	Name of company	Donation Receipt Confirmation		
				Tax, fee, charge and penalty	Contribution at rate of 50% to Environment protection special account	Donation			Confirmed	Unconfirmed	Comment
143	Zaamar	Donation to Governor Administration	2011.09.05			1,100.0	1,100.0	Bud-Invest LLC	1,100.0		
144	Zaamar	Donation to Governor Administration	2011.10.11			2,500.0	2,500.0	Bud-Invest LLC	2,500.0		
145	Zaamar	Donation to Governor Administration	2011.11.03			2,000.0	2,000.0	Bud-Invest LLC	2,000.0		
146	Zaamar	MNE deposit	2011		500.0		500.0	JKMK LLC	500.0		
147	Zaamar	According the cooperation contract	2011.07.27			1,500.0	1,500.0	Jotoin bajuuna LLC	1,500.0		
148	Zaamar	Donation for Altan Zaamar fund	2011.10.26			3,000.0	3,000.0	Jotoin bajuuna LLC	3,000.0		
149	Zaamar	Donation /Non-monetary/	2011.03.15			17,366.0	17,366.0	Shijir alt LLC	17,366.0		
150	Zaamar	Land fee	2011.02.28	2,032.0			2,032.0	Khotu LLC	2,032.0		
151	Zaamar	Land fee	2011.05.22	2,032.0			2,032.0	Khotu LLC	2,032.0		
152	Zaamar	Land fee	2011.10.29	2,032.0			2,032.0	Khotu LLC	2,032.0		
153	Zaamar	Penalty	2011.10.11	1,000.0			1,000.0	Shijir alt LLC	1,000.0		
154	Sergelen	Donation to Governor Administration /Monetary/	2011.02.17			250,000.0	250,000.0	Mongol Alt Mak LLC	250,000.0		
155	Sergelen	Adhesive of vehicle certificate	2011.05.13	9.0			9.0	Vvrtgould LLC	9.0		
156	Sergelen	Adhesive of vehicle certificate	2011.05.13	9.0			9.0	Vvrtgould LLC	9.0		
157	Sergelen	Monetary donation	2011.10.18			15,000.0	15,000.0	Taats Murun LLC	15,000.0		
158	Sergelen	Monetary dona-	2011.08.18			500.0	500.0	Taats Murun LLC	500.0		

18. Tuv aimag

№	Soum	Description	Date	Total			Amount (MNT'000)	Name of company	Donation Receipt Confirmation		
				Tax, fee, charge and penalty	Contribution at rate of 50% to Environment protection special account	Donation			Confirmed	Unconfirmed	Comment
		tion									
159	Sergelen	Monetary donation	2011.09.14			200.0	200.0	Taats Murun LLC	200.0		
160	Sergelen	Monetary donation	2011.09.17			500.0	500.0	Taats Murun LLC	500.0		
161	Sergelen	Donation to Governor Administration	2011.10.31			100.0	100.0	Gurvantukhum LLC	100.0		
162	Sergelen	Donation to kindergarten	2011.04.04			1,500.0	1,500.0	Gurvantukhum LLC	1,500.0		
163	Sergelen	Donation	2011.08.24,25			1,421.6	1,421.6	Gurvantukhum LLC	1,421.6		
164	Sergelen	Vehicle tax		138.9			138.9	Gurvantukhum LLC	138.9		
165	Sergelen	MNE deposit	2011.01.01		1,700.0		1,700.0	FMI LLC	1,000.0	700.0	Replied that not received it in bank account.
	Total			259,578.0	5,710.4	567,925.0	833,213.4	-	819,213.4	14,000.0	

19. Uvs aimag

№	Soum	Description	Date	Total			Amount (MNT'000)	Name of company	Donation Receipt Confirmation		
				Tax, fee, charge and penalty	Contribution at rate of 50% to Environment protection special account	Donation			Confirmed	Unconfirmed	Comment
1	Aimag	To memory of Marshal Tsedenbal	2011			24,000.0	24,000.0	Khartarvagatai JSC	24,000.0		
2	Aimag	Donation to Police Office for Anniversary	2011			1,000.0	1,000.0	Khartarvagatai JSC	1,000.0		
3	Aimag	Donation to Governor Administration	2011			2,000.0	2,000.0	Khartarvagatai JSC	2,000.0		
4	Aimag	Donation	2011.07.19			5,000.0	5,000.0	Datsan Trade LLC	5,000.0		
5	Aimag	Donation to Tax Authority	2011.10.28			300.0	300.0	Datsan Trade LLC	300.0		
6	Aimag	VAT	2011	108,592.1			108,592.1	Khartarvagatai JSC	108,592.1		
7	Buhmurun	MNE deposit	2011.06.03		100.0		100.0	Tethys Mining LLC	100.0		
8	Buhmurun	MNE deposit	2011.06.03		100.0		100.0	Tethys Mining LLC	100.0		
9	Buhmurun	Soum's Development Fund /Monetary/	2011.05.18			3,000.0	3,000.0	Khotgor LLC	3,000.0		
10	Buhmurun	Donation to Governor Administration celebration of Naadam /Monetary/	2011.07.07			400.0	400.0	Khotgor LLC	400.0		
11	Buhmurun	Donation of manual book printing to Governor Administration /Monetary/	2011.05.30			300.0	300.0	Khotgor LLC	300.0		

19. Uvs aimag

№	Soum	Description	Date	Total			Amount (MNT'000)	Name of company	Donation Receipt Confirmation		
				Tax, fee, charge and penalty	Contribution at rate of 50% to Environment protection special account	Donation			Confirmed	Unconfirmed	Comment
12	Buhmurun	Donation to poor and elderly people according the cooperation contract with Governor Administration	2011.09.10,11,12			9,120.0	9,120.0	Khotgor LLC	9,120.0		
13	Buhmurun	Monetary donation to Governor Administration /Naadam/	2011.07.07			500.0	500.0	Khotgor shanaga LLC	500.0		
14	Buhmurun	MNE deposit	2011		675.0		675.0	Khotgor LLC	675.0		
15	Buhmurun	Water and mineral water use fee	2011.02.07	60.0			60.0	Khotgor LLC	60.0		
16	Buhmurun	Land fee	2011.02.07	628.4			628.4	Khotgor LLC	628.4		
17	Buhmurun	Land fee	2011.05.25	156.0			156.0	Khotgor LLC	156.0		
18	Buhmurun	Land fee	2011.10.28	156.0			156.0	Khotgor LLC	156.0		
19	Buhmurun	Land fee	2011.11.17	628.4			628.4	Khotgor LLC	628.4		
20	Buhmurun	Land fee	2011.11.17	156.0			156.0	Khotgor LLC	156.0		
21	Buhmurun	Land fee	2011.02.07	192.0			192.0	Khotgor LLC	192.0		
22	Buhmurun	Land fee	2011.02.25	987.5			987.5	Khotgor LLC	987.5		
23	Buhmurun	Land fee	2011.04.15	987.5			987.5	Khotgor LLC	987.5		
24	Buhmurun	Land fee	2011.10.18	987.5			987.5	Khotgor LLC	987.5		
25	Buhmurun	Land fee	2011.12.21	987.5			987.5	Khotgor LLC	987.5		
26	Dabst	MNE deposit	2011.05.25		400.0		400.0	Golden cross LLC	400.0		
27	Zuungobi	MNE deposit	2011.04.27		375.0		375.0	Golden cross LLC	375.0		
28	Zuunkhangai	MNE deposit	2011.05.25		350.0		350.0	Golden cross LLC	350.0		
29	Zuunkhangai	MNE deposit	2011.06.10		100.0		100.0	Golden cross LLC	100.0		
30	Naranbulag	Donation to soum's Development Fund /monetary/	2011.06.14			20,000.0	20,000.0	Mongolrustsvetmet LLC	20,000.0		
31	Naranbulag	MNE deposit	2011.05.04		300.0		300.0	Golden cross LLC	300.0		

19. Uvs aimag

№	Soum	Description	Date	Total			Amount (MNT'000)	Name of company	Donation Receipt Confirmation		
				Tax, fee, charge and penalty	Contribution at rate of 50% to Environment protection special account	Donation			Confirmed	Unconfirmed	Comment
32	Ulgii	MNE deposit	2011.08.15		100.0		100.0	Berkh Resources LLC	100.0		
33	Ulgii	MNE deposit	2011.08.15		100.0		100.0	Berkh Resources LLC	100.0		
34	Ulgii	MNE deposit	2011.10.25		100.0		100.0	Berkh Resources LLC	100.0		
35	Ulgii	Water and mineral water use fee	2011.11.08	50.0			50.0	Berkh Resources LLC	50.0		
36	Ulgii	Water and mineral water use fee	2011.10.31	60.0			60.0	Berkh Resources LLC	60.0		
37	Umnugovi	MNE deposit	2011.04.19		800.0		800.0	Peabody-Winsway resources LLC	800.0		
38	Umnugovi	MNE deposit	2011.08.29		100.0		100.0	KBP LLC	100.0		
39	Undurkhangai	MNE deposit	2011.05.25		175.0		175.0	Golden cross LLC	175.0		
40	Sagil	MNE deposit	2011.06.10		300.0		300.0	Golden cross LLC	300.0		
41	Taryalan	Immovable property tax	2011	2,800.8			2,800.8	Khartarvagatai JSC	2,800.8		
42	Taryalan	Vehicle tax	2011	586.3			586.3	Khartarvagatai JSC	586.3		
43	Taryalan	Other	2011	28.0			28.0	Khartarvagatai JSC	28.0		
44	Taryalan	Land fee	2011	683.0			683.0	Khartarvagatai JSC	683.0		
45	Taryalan	Water and mineral water use fee	2011	300.0			300.0	Khartarvagatai JSC	300.0		

19. Uvs aimag

№	Soum	Description	Date	Total			Amount (MNT'000)	Name of company	Donation Receipt Confirmation		
				Tax, fee, charge and penalty	Contribution at rate of 50% to Environment protection special account	Donation			Confirmed	Unconfirmed	Comment
46	Taryalan	According the cooperation contract	2011.05.25			300.0	300.0	Datsan Trade LLC	300.0		
47	Taryalan	According the cooperation contract	2011.05.25			840.0	840.0	Datsan Trade LLC	840.0		
48	Taryalan	According the cooperation contract	2011.05.31			500.0	500.0	Datsan Trade LLC	500.0		
49	Taryalan	According the cooperation contract	2011.06.03			1,500.0	1,500.0	Datsan Trade LLC	1,500.0		
50	Taryalan	According the cooperation contract	2011.06.14			855.4	855.4	Datsan Trade LLC	855.4		
51	Taryalan	According the cooperation contract	2011.06.14			750.0	750.0	Datsan Trade LLC	750.0		
52	Taryalan	According the cooperation contract	2011.06.15			3,000.0	3,000.0	Datsan Trade LLC	3,000.0		
53	Taryalan	According the cooperation contract	2011.06.15			1,000.0	1,000.0	Datsan Trade LLC	1,000.0		
54	Taryalan	According the cooperation contract	2011.06.22			9.0	9.0	Datsan Trade LLC	9.0		
55	Taryalan	According the cooperation contract	2011.07.04			4,000.0	4,000.0	Datsan Trade LLC	4,000.0		
56	Taryalan	According the cooperation contract	2011.07.07			960.0	960.0	Datsan Trade LLC	960.0		
57	Taryalan	According the cooperation contract	2011.07.20			4,160.0	4,160.0	Datsan Trade LLC	4,160.0		
58	Taryalan	According the cooperation contract	2011.08.03			1,160.0	1,160.0	Datsan Trade LLC	1,160.0		
59	Taryalan	According the cooperation contract	2011.08.30			1,000.0	1,000.0	Datsan Trade LLC	1,000.0		
60	Taryalan	According the cooperation contract	2011.09.06			650.0	650.0	Datsan Trade LLC	650.0		

19. Uvs aimag

№	Soum	Description	Date	Total			Amount (MNT'000)	Name of company	Donation Receipt Confirmation		
				Tax, fee, charge and penalty	Contribution at rate of 50% to Environment protection special account	Donation			Confirmed	Unconfirmed	Comment
61	Taryalan	According the cooperation contract	2011.09.20			500.0	500.0	Datsan Trade LLC	500.0		
62	Taryalan	According the cooperation contract	2011.09.28			700.0	700.0	Datsan Trade LLC	700.0		
63	Taryalan	According the cooperation contract	2011.04.15			5,000.0	5,000.0	Datsan Trade LLC	5,000.0		
64	Taryalan	Land fee	2011.06.28	592.0			592.0	Datsan Trade LLC	592.0		
65	Taryalan	Land fee	2011.09.28	592.0			592.0	Datsan Trade LLC	592.0		
66	Taryalan	Non-monetary donation	2011			8,428.0	8,428.0	Khartarvagatai JSC	8,428.0		
67	Taryalan	MonetaryDonation	2011			500.0	500.0	Khartarvagatai JSC	500.0		
68	Turgen	MNE deposit	2011.04.26		100.0		100.0	Golden cross LLC	100.0		
69	Tes	MNE deposit	2011.06.10		100.0		100.0	Golden cross LLC	100.0		
	Total			120,211.0	4,275.0	101,432.4	225,918.4	-	225,918.4	-	

20. Khovd aimag

№	Soum	Description	Date	Total			Amount (MNT'000)	Name of company	Donation Receipt Confirmation		
				Tax, fee, charge and penalty	Contribution at rate of 50% to Environment protection special account	Donation			Confirmed	Unconfirmed	Comment
1	Aimag	Land fee	2011.12.20	88.0			88.0	Magnai Trade LLC	88.0		
2	Aimag	Stamp fee	2011.11.14	110.5			110.5	Mo En Ko LLC	110.5		

20. Khovd aimag

№	Soum	Description	Date	Total			Amount (MNT'000)	Name of company	Donation Receipt Confirmation		
				Tax, fee, charge and penalty	Contribution at rate of 50% to Environment protection special account	Donation			Confirmed	Unconfirmed	Comment
3	Aimag	Donation to Police department /Non-monetary/	2011.09.21			630.0	630.0	Mo En Ko LLC		630.0	Replied that not received.
4	Aimag	Donation to aimag's Development Fund /Monetary/	2011.06.30			2,990.0	2,990.0	Mo En Ko LLC	2,990.0		
5	Aimag	Donation to Governor Administration /Monetary/	2011.08.21			20,000.0	20,000.0	Mo En Ko LLC	20,000.0		
6	Altai	Water and mineral water use fee	2011.06.10	103.0			103.0	QJX Mongol LLC	103.0		
7	Altai	MNE deposit	2011.04.07		1,000.0		1,000.0	QJX Mongol LLC	1,000.0		
8	Altai	MNE deposit	2011.11.09		100.0		100.0	Ikh Mongol Mining LLC	100.0		
9	Bulgan	Water and mineral water use fee	2011.09.01	144.0			144.0	Mo En Ko LLC	144.0		
10	Bulgan	Fee for use of mineral resources of wide spread	2011.09.01	64,134.0			64,134.0	Mo En Ko LLC	64,134.0		
11	Darvi	Land fee	2011	26,803.6			26,803.6	Mo En Ko LLC	26,803.6		
12	Darvi	Water and mineral water use fee	2011.06.24	10,950.0			10,950.0	Mo En Ko LLC	10,950.0		
13	Darvi	Water and mineral water use fee	2011.09.18	3,832.0			3,832.0	Mo En Ko LLC	3,832.0		
14	Darvi	Fee for use of mineral resources of wide spread	2011.09.11	38,520.0			38,520.0	Mo En Ko LLC	38,520.0		
15	Darvi	Donation to soum's Development Fund /monetary/	2011.04.11			10,000.0	10,000.0	Mo En Ko LLC	10,000.0		
16	Darvi	Donation to Governor Administration	2011.06.03			16,000.0	16,000.0	Mo En Ko LLC	16,000.0		

20. Khovd aimag

№	Soum	Description	Date	Total			Amount (MNT'000)	Name of company	Donation Receipt Confirmation		
				Tax, fee, charge and penalty	Contribution at rate of 50% to Environment protection special account	Donation			Confirmed	Unconfirmed	Comment
		/Monetary/									
17	Darvi	Donation to Governor Administration /Monetary/	2011.07.08			873.0	873.0	Mo En Ko LLC	873.0		
18	Darvi	Donation to Governor Administration /Monetary/	2011.11.15			14,000.0	14,000.0	Mo En Ko LLC	14,000.0		
19	Darvi	MNE deposit	2011.06.30		4,382.0		4,382.0	Mo En Ko LLC	4,382.0		
20	Zereg	MNE deposit	2011.08.25		1,000.0		1,000.0	Mo En Ko LLC	1,000.0		
21	Mankhan	MNE deposit	2011.08.25		750.0		750.0	Mo En Ko LLC	750.0		
22	Munhkhairkhan	Donation to school /Monetary/	2011.03.20			300.0	300.0	Mo En Ko LLC		300.0	Replied that not received.
23	Must	Water and mineral water use fee	2011.07.05	1,290.0			1,290.0	Mo En Ko LLC	1,290.0		
24	Must	Donation to soum's Development Fund /monetary/	2011.06.02			40,000.0	40,000.0	Mo En Ko LLC	40,000.0		
25	Must	MNE deposit	2011.06.08		500.0		500.0	Mo En Ko LLC	500.0		
26	Must	MNE deposit	2011.11.10		600.0		600.0	Mongol Tsamkhag LLC	600.0		
27	Uyench	MNE deposit	2011.08.12		500.0		500.0	Mo En Ko LLC	500.0		
28	Tsetseg	MNE deposit	2011.07.04		500.0		500.0	Mongol Tsamkhag LLC	500.0		
29	Tsetseg	Land fee	2011.07.04	80.0			80.0	Mongol Tsamkhag LLC	80.0		
30	Tsetseg	Water and mineral water use fee	2011.07.04	120.0			120.0	Mongol Tsamkhag LLC	120.0		
31	Tsetseg	Donation to Governor Administration /Monetary/	2011.06.03			2,000.0	2,000.0	Mo En Ko LLC	2,000.0		
32	Tsetseg	Donation to Governor Administration /Monetary/	2011.06.08			1,000.0	1,000.0	Mo En Ko LLC	1,000.0		

20. Khovd aimag

№	Soum	Description	Date	Total			Amount (MNT'000)	Name of company	Donation Receipt Confirmation		
				Tax, fee, charge and penalty	Contribution at rate of 50% to Environment protection special account	Donation			Confirmed	Unconfirmed	Comment
33	Tsetseg	Donation to Governor Administration /Monetary/	2011.07.01			15,000.0	15,000.0	Mo En Ko LLC	15,000.0		
34	Tsetseg	Donation to Governor Administration /Monetary/	2011.07.15			8,000.0	8,000.0	Mo En Ko LLC	8,000.0		
35	Tsetseg	Donation to Governor Administration /Monetary/	2011.10.18			57,000.0	57,000.0	Mo En Ko LLC	57,000.0		
36	Tsetseg	Donation to Governor Administration /Monetary/	2011.11.14			8,450.0	8,450.0	Mo En Ko LLC	8,450.0		
37	Tsetseg	Donation of diesel fuel To Governor Administration /Non-monetary/	2011.12.12			28,800.0	28,800.0	Mo En Ko LLC	28,800.0		
38	Tsetseg	Donation to Governor Administration /Monetary/	2011.09.01			57,000.0	57,000.0	Mo En Ko LLC	57,000.0		
	Total			146,175.1	9,332.0	282,043.0	437,550.1	-	436,620.1	930.0	

21. Khuvsgul aimag

№	Soum	Description	Date	Total			Amount (MNT'000)	Name of company	Donation Receipt Confirmation		
				Tax, fee, charge and penalty	Contribution at rate of 50% to Environment protection special account	Donation			Confirmed	Unconfirmed	Comment
1	Aimag	Donation to Governor Administration /Monetary/	2011.06.03			300.0	300.0	Mogoin gol LLC	300.0		
2	Aimag	Donation to Governor Administration /Monetary/	2011.12.28			200.0	200.0	Mogoin gol LLC	200.0		
3	Aimag	Dividend	2011.06.28	2,115.5			2,115.5	Mogoin gol LLC	2,115.5		
4	Aimag	Donation to Governor Administration /Monetary/	2011			3,000.0	3,000.0	Mon-Ajnai LLC	3,000.0		
5	Aimag	Fee to exploitation of mining resources	2011	10,193.9			10,193.9	Mon-Ajnai LLC	10,193.9		
6	Aimag	Air pollution fee	2011	10,382.0			10,382.0	Mon-Ajnai LLC	10,382.0		
7	Aimag	Land fee	2011	13,200.0			13,200.0	Mon-Ajnai LLC	13,200.0		
8	Aimag	Water and mineral water use fee	2011.09.20	1,300.0			1,300.0	Khurgatai Khairkhan LLC	1,300.0		
9	Aimag	Water and mineral water use fee	2011.09.07	630.0			630.0	Khurgatai Khairkhan LLC	630.0		
10	Aimag	Donation to Governor Administration /Monetary/	2011.05.19			20,000.0	20,000.0	Khurgatai Khairkhan LLC	20,000.0		
11	Aimag	Donation to border troops /non-monetary/	2011.01.31			545.0	545.0	Erdenet mining corporation LLC	545.0		
12	Aimag	Land fee	2011.06.22	3,000.0			3,000.0	Magnai Trade LLC	3,000.0		
13	Aimag	Land fee	2011	440.0			440.0	Mon-Ajnai LLC	440.0		
14	Burentogtokh	Donation to Governor Administration /Monetary/	2011			2,000.0	2,000.0	Mon-Ajnai LLC	2,000.0		
15	Burentogtok	Fee to exploitation of	2011	1,980.0			1,980.0	Mon-Ajnai LLC	1,980.0		

21. Khuvsgul aimag

№	Soum	Description	Date	Total			Amount (MNT'000)	Name of company	Donation Receipt Confirmation		
				Tax, fee, charge and penalty	Contribution at rate of 50% to Environment protection special account	Donation			Confirmed	Unconfirmed	Comment
	h	mining resources									
16	Burentogtokh	Land fee	2011	2,000.0			2,000.0	Mon-Ajnai LLC	2,000.0		
17	Burentogtokh	MNE deposit	2011.09.27		900.0		900.0	Khurgatai Khairkhan LLC	900.0		
18	Burentogtokh	MNE deposit	2011.10.26		100.3		100.3	Sod gazar LLC	100.3		
19	Burentogtokh	MNE deposit	2011.06.10		100.0		100.0	Golden cross LLC	100.0		
20	Burentogtokh	Donation /Non-monetary/	2011.07.07			3,200.0	3,200.0	Khurgatai Khairkhan LLC	3,200.0		
21	Tumurbulag	MNE deposit	2011.06.10		100.0		100.0	Golden cross LLC	100.0		
22	Ulaan-Uul	Monetary donation	2011			500.0	500.0	Sinchi-Oil LLC	500.0		
23	Tsagaan-Uul	Donation to Governor Administration /Monetary/	2011.11.29			20,000.0	20,000.0	Khurgatai Khairkhan LLC	20,000.0		
24	Tsagaan-Uul	Donation to Governor Administration /Monetary/	2011.11.04			2,000.0	2,000.0	Khurgatai Khairkhan LLC	2,000.0		
25	Tsagaan-Uul	Donation to school	2011			30,000.0	30,000.0	Gobi Exploration LLC	30,000.0		
26	Tsagaan-Uul	Donation to soum	2011			20,000.0	20,000.0	Gobi Exploration LLC	20,000.0		
27	Tsetserleg	Donation to Governor Administration /Monetary/	2011.06.28			1,000.0	1,000.0	Mogoin gol LLC	1,000.0		
28	Tsetserleg	Land fee	2011.12.07	28.0			28.0	Khurgatai Khairkhan LLC	28.0		
29	Tsetserleg	Water and mineral water use fee	2011.05.19	382.2			382.2	Khurgatai Khairkhan LLC	382.2		

21. Khuvsgul aimag

№	Soum	Description	Date	Total			Amount (MNT'000)	Name of company	Donation Receipt Confirmation		
				Tax, fee, charge and penalty	Contribution at rate of 50% to Environment protection special account	Donation			Confirmed	Unconfirmed	Comment
30	Tsetserleg	Water and mineral water use fee	2011.08.16	709.8			709.8	Khurgatai Khaikhan LLC	709.8		
31	Tsetserleg	Water and mineral water use fee	2011.11.29	3,948.0			3,948.0	Khurgatai Khaikhan LLC	3,948.0		
32	Tsetserleg	Water and mineral water use fee	2011.11.29	7,440.0			7,440.0	Khurgatai Khaikhan LLC	7,440.0		
33	Tsetserleg	Fee for forestry use and fire wood	2011.12.19	387.5			387.5	Khurgatai Khaikhan LLC	387.5		
34	Tsetserleg	Donation to Governor Administration /Monetary/	2011.07.19			2,000.0	2,000.0	Khurgatai Khaikhan LLC	2,000.0		
35	Tsetserleg	Donation to Governor Administration /Monetary/	2011.07.07			3,900.0	3,900.0	Khurgatai Khaikhan LLC	3,900.0		
36	Tsetserleg	MNE deposit	2011.09.20		400.0		400.0	Khurgatai Khaikhan LLC	400.0		
37	Shine Ider	MNE deposit	2011.06.10		100.0		100.0	Golden cross LLC	100.0		
	Total			58,136.9	1,700.3	108,645.0	168,482.2	-	168,482.2	-	

22. Khentii aimag

№	Soum	Description	Date	Total			Amount (MNT'000)	Name of company	Donation Receipt Confirmation		
				Tax, fee, charge and penalty	Contribution at rate of 50% to Environment protection special account	Donation			Confirmed	Unconfirmed	Comment

22. Khentii aimag

№	Soum	Description	Date	Total			Amount (MNT'000)	Name of company	Donation Receipt Confirmation		
				Tax, fee, charge and penalty	Contribution at rate of 50% to Environment protection special account	Donation			Confirmed	Unconfirmed	Comment
1	Aimag	Land fee	2011.12.12	9.8			9.8	Magnai Trade LLC	9.8		
2	Aimag	Donation to Governor Administration /Monetary/	2011.09			500.0	500.0	Mongolrudprom LLC	500.0		
3	Aimag	Donation /Monetary/	2011			200.0	200.0	Northwind LLC	200.0		
4	Aimag	Fee to exploitation of mining resources	2011.04.14	120,477.0			120,477.0	Lutchuluu LLC	120,477.0		
5	Aimag	Fee to exploitation of mining resources	2011.06.09	91,000.0			91,000.0	Lutchuluu LLC	91,000.0		
6	Aimag	Fee to exploitation of mining resources	2011.06.30	67,949.8			67,949.8	Lutchuluu LLC	67,949.8		
7	Aimag	Fee to exploitation of mining resources	2011.06.30	62,068.7			62,068.7	Lutchuluu LLC	62,068.7		
8	Aimag	Fee to exploitation of mining resources	2011.07.28	50,000.0			50,000.0	Lutchuluu LLC	50,000.0		
9	Aimag	Fee to exploitation of mining resources	2011.08.01	40,160.0			40,160.0	Lutchuluu LLC	40,160.0		
10	Aimag	Fee to exploitation of mining resources	2011.08.29	177,275.8			177,275.8	Lutchuluu LLC	177,275.8		
11	Aimag	Fee to exploitation of mining resources	2011.09.28	141,437.3			141,437.3	Lutchuluu LLC	141,437.3		
12	Aimag	Fee to exploitation of mining resources	2011.10.28	14,372.3			14,372.3	Lutchuluu LLC	14,372.3		
13	Aimag	Fee to exploitation of mining resources	2011.12.28	50,492.0			50,492.0	Lutchuluu LLC	50,492.0		

22. Khentii aimag

№	Soum	Description	Date	Total			Amount (MNT'000)	Name of company	Donation Receipt Confirmation		
				Tax, fee, charge and penalty	Contribution at rate of 50% to Environment protection special account	Donation			Confirmed	Unconfirmed	Comment
14	Aimag	Donation to Tax Office for gardening	2011.06.03			5,000.0	5,000.0	Lutchuluu LLC	5,000.0		
15	Aimag	Donation to Tax Office for gardening	2011.06.14			5,000.0	5,000.0	Lutchuluu LLC	5,000.0		
16	Aimag	Donation	2011.06.16			3,000.0	3,000.0	Lutchuluu LLC	3,000.0		
17	Aimag	Donation to Tax Office for gardening	2011.06.21			5,000.0	5,000.0	Lutchuluu LLC	5,000.0		
18	Aimag	Donation to Tax Authority	2011.09.22			400.0	400.0	Lutchuluu LLC	400.0		
19	Aimag	Donation to FCAA	2011.09.26			400.0	400.0	Lutchuluu LLC	400.0		
20	Aimag	Donation to Tax Office for gardening	2011.10.25			543.8	543.8	Lutchuluu LLC	543.8		
21	Aimag	Social and health insurance premium to OSI	2011	2,112,018.2			2,112,018.2	Mongolrustsvetmet LLC	2,112,018.2		
22	Aimag	Immovable property tax	2011	28,170.4			28,170.4	Mongolrustsvetmet LLC	28,170.4		
23	Aimag	Vehicle tax	2011	9,574.8			9,574.8	Mongolrustsvetmet LLC	9,574.8		
24	Aimag	Fee to exploitation of mining resources	2011.03.30	3,000.0			3,000.0	Bayantegsh Impex LLC	3,000.0		
25	Aimag	Fee to exploitation of mining resources	2011.04.29	3,000.0			3,000.0	Bayantegsh Impex LLC	3,000.0		
26	Aimag	Fee to exploitation of mining resources	2011.06.16	1,000.0			1,000.0	Bayantegsh Impex LLC	1,000.0		

22. Khentii aimag

№	Soum	Description	Date	Total			Amount (MNT'000)	Name of company	Donation Receipt Confirmation		
				Tax, fee, charge and penalty	Contribution at rate of 50% to Environment protection special account	Donation			Confirmed	Unconfirmed	Comment
27	Aimag	Fee to exploitation of mining resources	2011.06.29	1,000.0			1,000.0	Bayantegsh Impex LLC	1,000.0		
28	Aimag	Fee to exploitation of mining resources	2011.08.31	2,000.0			2,000.0	Bayantegsh Impex LLC	2,000.0		
29	Aimag	Fee to exploitation of mining resources	2011.09.29	3,000.0			3,000.0	Bayantegsh Impex LLC	3,000.0		
30	Aimag	Fee to exploitation of mining resources	2011.10.28	3,000.0			3,000.0	Bayantegsh Impex LLC	3,000.0		
31	Aimag	Fee to exploitation of mining resources	2011.12.23	1,700.0			1,700.0	Bayantegsh Impex LLC	1,700.0		
32	Aimag	Fee to exploitation of mining resources	2011.12.26	2,000.0			2,000.0	Bayantegsh Impex LLC	2,000.0		
33	Aimag	Social and health insurance premium to OSI	2011.01.31	3,093.1			3,093.1	Bayantegsh Impex LLC	3,093.1		
34	Aimag	Social and health insurance premium to OSI	2011.03.31	713.4			713.4	Bayantegsh Impex LLC	713.4		
35	Aimag	Social and health insurance premium to OSI	2011.05.30	817.4			817.4	Bayantegsh Impex LLC	817.4		
36	Aimag	Social and health insurance premium to OSI	2011.07.01	514.4			514.4	Bayantegsh Impex LLC	514.4		
37	Aimag	Social and health insurance premium to OSI	2011.08.09	479.5			479.5	Bayantegsh Impex LLC	479.5		
38	Aimag	Social and health insurance premium to OSI	2011.10.01	1,323.0			1,323.0	Bayantegsh Impex LLC	1,323.0		

22. Khentii aimag

№	Soum	Description	Date	Total			Amount (MNT'000)	Name of company	Donation Receipt Confirmation		
				Tax, fee, charge and penalty	Contribution at rate of 50% to Environment protection special account	Donation			Confirmed	Unconfirmed	Comment
39	Aimag	Social and health insurance premium to OSI	2011.10.31	452.5			452.5	Bayantegsh Impex LLC	452.5		
40	Aimag	Social and health insurance premium to OSI	2011.12.26	1,047.1			1,047.1	Bayantegsh Impex LLC	1,047.1		
41	Aimag	Land fee	2011.06.22	432.0			432.0	CMKI LLC	432.0		
42	Aimag	Fee for exploitation of mineral resources	2011.02.21	16,073.0			16,073.0	CMKI LLC	16,073.0		
43	Aimag	Fee for exploitation of mineral resources	2011.04.27	14,129.0			14,129.0	CMKI LLC	14,129.0		
44	Aimag	Fee for exploitation of mineral resources	2011.10.26	31,494.0			31,494.0	CMKI LLC	31,494.0		
45	Aimag	Fee for exploitation of mineral resources	2011.12.16	12,453.0			12,453.0	CMKI LLC	12,453.0		
46	Batnorov	Water and mineral water use fee	2011.09.12	432.0			432.0	Mongolrudprom LLC	432.0		
47	Batnorov	Land fee	2011.09.12	6.3			6.3	Mongolrudprom LLC	6.3		
48	Batnorov	Donation to the Governor Administration	2011.08.30			5,000.0	5,000.0	Berkh-Uul LLC	5,000.0		
49	Batnorov	Donation to the Governor Administration	2011.06.27			1,100.0	1,100.0	Berkh-Uul LLC	1,100.0		
50	Batshireet	Land fee	2011.05.26	1,000.0			1,000.0	Aivuun tes LLC	1,000.0		
51	Batshireet	Land fee	2011.08.08	1,288.0			1,288.0	Aivuun tes LLC	1,288.0		
52	Batshireet	Water and mineral water use fee	2011.06.06	2,000.0			2,000.0	Aivuun tes LLC	2,000.0		

22. Khentii aimag

№	Soum	Description	Date	Total			Amount (MNT'000)	Name of company	Donation Receipt Confirmation		
				Tax, fee, charge and penalty	Contribution at rate of 50% to Environment protection special account	Donation			Confirmed	Unconfirmed	Comment
53	Batshireet	Water and mineral water use fee	2011.08.08	1,000.0			1,000.0	Aivuun tes LLC	1,000.0		
54	Batshireet	Donation for Naadam Holiday	2011.07.07			2,000.0	2,000.0	Aivuun tes LLC	2,000.0		
55	Batshireet	Donation for Elder's Holiday	2011.09.30			700.0	700.0	Aivuun tes LLC	700.0		
56	Bayankhutag	Donation to Governor Administration /Monetary/	2011.07.28			1,000.0	1,000.0	Cazmon Contact LLC	1,000.0		
57	Binder	MNE deposit	2011.07.08		200.0		200.0	QJX Mongol LLC	200.0		
58	Binder	Donation to Governor Administration /Monetary/	2011.12.21			500.0	500.0	Mongolrudprom LLC	500.0		
59	Bor-Undur	Donation to Governor Administration to garden /Monetary/	2011.07.07			25,474.0	25,474.0	Mongolrustsvetmet LLC	25,474.0		
60	Bor-Undur	Water and mineral water use fee	7/3/1905	12,454.9			12,454.9	Mongolrustsvetmet LLC	12,454.9		
61	Bor-Undur	Donation to Governor Administration soum's anniversary/Monetary/	2011.08.03			4,000.0	4,000.0	Mongolrustsvetmet LLC	4,000.0		
62	Bor-Undur	Борөндөр төсөлд Donation	2011.05.17			8,000.0	8,000.0	Lutchuluu LLC	8,000.0		
63	Bor-Undur	Donation for Naadam Traditional Holiday	2011.07.25			6,000.0	6,000.0	Lutchuluu LLC	6,000.0		
64	Bor-Undur	Donation for	2011.08.04			4,000.0	4,000.0	Lutchuluu LLC	4,000.0		

22. Khentii aimag

№	Soum	Description	Date	Total			Amount (MNT'000)	Name of company	Donation Receipt Confirmation		
				Tax, fee, charge and penalty	Contribution at rate of 50% to Environment protection special account	Donation			Confirmed	Unconfirmed	Comment
		Naadam Traditional Holiday									
65	Bor-Undur	Donation for Naadam Traditional Holiday	2011.06.28			5,000.0	5,000.0	Jinkhua LLC	5,000.0		
66	Galshar	Vehicle tax	2011	1,042.3			1,042.3	Northwind LLC	1,042.3		
67	Galshar	Water and mineral water use fee	2011	36,030.0			36,030.0	Northwind LLC	36,030.0		
68	Galshar	Land fee	2011	871.9			871.9	Northwind LLC	871.9		
69	Galshar	Donation /Monetary/	2011			4,000.0	4,000.0	Northwind LLC	4,000.0		
70	Galshar	Donation /Monetary/	2011			2,000.0	2,000.0	Northwind LLC	2,000.0		
71	Galshar	MNE deposit	2011		15,000.0		15,000.0	Northwind LLC	15,000.0		
72	Galshar	MNE deposit	2011.03.28		400.0		400.0	Peabody-Winsway resources LLC	400.0		
73	Darkhan	Donation to Governor Administration to celebration of Naadam/Monetary/	2011.07.27			500.0	500.0	Mongolrustsvetmet LLC	500.0		
74	Darkhan	Water and mineral water use fee	2011.07.27	74,480.0			74,480.0	Mongolrustsvetmet LLC	74,480.0		
75	Darkhan	Water and mineral water use fee	2011.08.15	1,370.0			1,370.0	Lutchuluu LLC	1,370.0		
76	Darkhan	Water and mineral water use fee	2011.03.30	685.0			685.0	Lutchuluu LLC	685.0		
77	Darkhan	Water and mineral water use fee	2011.04.04	685.0			685.0	Lutchuluu LLC	685.0		
78	Darkhan	Donation	2011.03.10			400.0	400.0	Lutchuluu LLC	400.0		

22. Khentii aimag

№	Soum	Description	Date	Total			Amount (MNT'000)	Name of company	Donation Receipt Confirmation		
				Tax, fee, charge and penalty	Contribution at rate of 50% to Environment protection special account	Donation			Confirmed	Unconfirmed	Comment
79	Darkhan	Donation	2011.07.01			1,000.0	1,000.0	Lutchuluu LLC	1,000.0		
80	Darkhan	Donation	2011.10.27			2,000.0	2,000.0	Lutchuluu LLC	2,000.0		
81	Darkhan	Water and mineral water use fee	2011.12.26	450.0			450.0	Bayantegsh Impex LLC	450.0		
82	Darkhan	Land fee	2011.07.09	330.0			330.0	Bayantegsh Impex LLC	330.0		
83	Darkhan	Donation to №1 bag	2011			2,500.0	2,500.0	Zou U E LLC	2,500.0		
84	Darkhan	Donation for Naadam Traditional Holiday	2011			2,000.0	2,000.0	Zou U E LLC	2,000.0		
85	Darkhan	For well	2011			20,000.0	20,000.0	Zou U E LLC	20,000.0		
86	Darkhan	Donation to Governor Administration	2011.09.15			800.0	800.0	Bayantegsh Impex LLC	800.0		
87	Darkhan	MNE deposit	2011.01.01		600.0		600.0	Em Ar Si Em Ji El LLC	600.0		
88	Murun	Donation to the Governor Administration	2011.06.27			1,000.0	1,000.0	Berkh-Uul LLC	1,000.0		
89	Norovlin	Land fee	2011.03.28	157.5			157.5	Datsan Trade LLC	157.5		
90	Norovlin	Land fee	2011.12.15	472.4			472.4	Datsan Trade LLC	472.4		
91	Norovlin	Water and mineral water use fee	2011.10.07	1,500.0			1,500.0	Datsan Trade LLC	1,500.0		
92	Norovlin	MNE deposit	2011.12.06		200.0		200.0	Datsan Trade LLC	200.0		
93	Norovlin	Donation to the Governor Administration	2011.07.15			500.0	500.0	Berkh-Uul LLC	500.0		
94	Norovlin	According the cooperation contract	2011.01.28			300.0	300.0	Datsan Trade LLC	300.0		

22. Khentii aimag

№	Soum	Description	Date	Total			Amount (MNT'000)	Name of company	Donation Receipt Confirmation		
				Tax, fee, charge and penalty	Contribution at rate of 50% to Environment protection special account	Donation			Confirmed	Unconfirmed	Comment
95	Norovlin	According the cooperation contract	2011.07.01			500.0	500.0	Datsan Trade LLC	500.0		
96	Norovlin	According the cooperation contract	2011.07.09			1,000.0	1,000.0	Datsan Trade LLC	1,000.0		
97	Norovlin	According the cooperation contract	2011.09.07			300.0	300.0	Datsan Trade LLC	300.0		
98	Norovlin	According the cooperation contract	2011.09.26			204.0	204.0	Datsan Trade LLC	204.0		
99	Norovlin	According the cooperation contract	2011.09.27			300.0	300.0	Datsan Trade LLC	300.0		
100	Norovlin	According the cooperation contract	2011.09.28			400.0	400.0	Datsan Trade LLC	400.0		
101	Norovlin	According the cooperation contract	2011.09.29			602.0	602.0	Datsan Trade LLC	602.0		
102	Norovlin	According the cooperation contract	2011.10.07			5,000.0	5,000.0	Datsan Trade LLC	5,000.0		
103	Norovlin	According the cooperation contract	2011.10.07			75.0	75.0	Datsan Trade LLC	75.0		
104	Norovlin	According the cooperation contract	2011.07.22			100.0	100.0	Datsan Trade LLC	100.0		
105	Umnudelger	Land fee	2011.10.21	1,892.8			1,892.8	Altai khantai bvr LLC		1,892.8	Replied that not received.
106	Umnudelger	Water and mineral water use fee	2011.10.20	1,200.0			1,200.0	Altai khantai bvr LLC	1,200.0		
107	Kherlen	MNE deposit	2011.03.23		100.0		100.0	Tethys Mining LLC	100.0		

22. Khentii aimag

№	Soum	Description	Date	Total			Amount (MNT'000)	Name of company	Donation Receipt Confirmation		
				Tax, fee, charge and penalty	Contribution at rate of 50% to Environment protection special account	Donation			Confirmed	Unconfirmed	Comment
108	Kherlen	MNE deposit	2011.03.23		100.0		100.0	Tethys Mining LLC	100.0		
109	Kherlen	MNE deposit	2011.03.25		500.0		500.0	Tethys Mining LLC	500.0		
	Total			3,207,075.6	17,100.0	128,298.8	3,352,474.4	-	3,350,581.6	1,892.8	

Appendix T. Information sources – Government organizations

		Government organizations	
Taxes	Corporate income tax	GDT	
	Customs tax	CGA	
	Value added Tax		
	Windfall tax	GDT	
	Immovable property tax	GDT	
	Excise tax (шатах тослох материал импортолсон бол)	CGA	
	Tax on vehicle gasoline nad diesel fuel	CGA	
Fees	Automobile and self-moving vehicle tax	GDT	
	Fee and extra charges to exploitation of mineral resources	GDT	
	License fee for exploitation and exploration of mineral resources	MRA	
	Payment for deposit, exploration of which was carried out by the Mongolian Government	MRA	
	Land fee	GDT	
	Water and mineral water use fee	GDT	
	Fee for forestry use and fire wood	GDT	
	Fee for recruiting foreign experts and workers	LSWA	
	Fee for use of mineral resources of wide spread	GDT	
	Air pollution fee	GDT	
	Support activities to local (according to agreement)	Locality	
	Social and health insurance premium, service fees	Social and health insurance premium	SGOSI
Custom service fee		CGA	
Stamp fee paid ministries and government organizations		Government organizations	
Service fee paid ministries and government organizations		Government organizations	
Service fee to toeign experts and workers		Government organizations	
Stamp fee on licensing of construction, modification, renovation, decommissioning of nuclear equipment		Government organizations	
Stamp fee on licensing possession, utilization, sale, import, export, transport of nuclear substance, dumping treatment after utilization		Government organizations	
Stamp fee for licensing import, export, transport of nuclear minerals, dumping and reclamation of nature after utilization		Government organizations	
Stamp fee for licensing posses, utilization, sale, montage, place, rent, produce, decommission, demount, store, transport, import, export of nuclear generator, dump treatment, deactivate and other related activities, and revenues		Government organizations	
Fees and service charges paid to local administration		Locality	
Dividend on State and Local property		Dividend on state property	State Property Committee
		Dividend on local property	GDT, Locality
Other payments to Government organizations		Payment for deposit, exploration of which was carried out by the Mongolian Government	PAM

Appendix T. Information sources – Government organizations

	Government organizations
Bonus after signing Product sharing agreement / only year of contract	PAM
Bonus for commencement of production in according to Product sharing agreement	PAM
Bonus for training in according to Product sharing agreement	PAM
Fiend deposit in according to Product sharing agreement	PAM
Administration and service charges in according to Productt sharing agreement	PAM
Fee to supporting field office in according to Product sharing agreement	PAM
Penalty All kinds of penalty	GDT, SPIA, MRA, NEMAM, Locality
Advance to costs disbursed to environment protection	
In kind contribution at rate of 50% to Environment protection special account	METM, Locality
Donation and support provided to Government organizations	
Monetary donation provided to Ministries and Agencies	Ministries and Agencies, Locality
Monetary donation provided to Aimags and Capital city	Locality
Monetary donation provided to soums and districts	Locality
Donation provided to other organizations	Locality

Appendix U. List of laws, regulations and guidance implemented in environment sector of Mongolia

A. Laws

Fundamental law of the sector	Environmental Protection Law
	Environmental Impact Assessment Law
Related laws of the sector	Minerals Law
	Land Law
	Land underground wealth law
Specific laws of the sector	Water Law
	Forest Law
	Specially Protected area Law
	Prohibiting minerals exploration and mining in protected zones of sources of rivers which originate streams of the rivers, drainage basins and forest areas
	Hazardous and Toxic Chemicals Law
	Petroleum Law
	Petroleum products Law
Other laws of the sector	Nuclear Energy Law
	Local administration, units, their management
	Fee for use of natural resources Law
	Licensing Law
	Civil Code
	Criminal Code of Mongolia
	Law on Land Fees
	Foreign Investment Law
Sending/Receiving Labour force and Specialists to /from abroad	

B. Regulation and guidance

Regulation on monitoring over the special account for guarantee to fulfill responsibilities for restoration, and environmental protection by mining and exploration license holders	Approved under Order NO.6 of Ministry of Environment and Tourism of Mongolia dated on 9 January 2010
Restoration Standards	Approved from General Council Meeting of Standard of the National Center for Standards and
Classification for lands damaged due to mining productions	

Description, terms of restoration of damaged lands	Measurements of Mongolia held on 27 November 2008
Restoration of damaged land due to mining processing	
Keeping and earth removal during the land processing	
Technical requirements for planting for damaged land	
Template for mining restoration information	Approved under Order of Ministry of Environment and Tourism of Mongolia dated on 21 January 2010
Methodology for technical and biological restorations on lands due to mining processing	Approved under Order No.417 of Ministry of Environment and Tourism of Mongolia dated on 29 December 2009
Evaluation methodology of restoration work for damaged land due to mining processing	Approved under Joint Order No.A-132 dated on 10 May 2010 of Ministry of Environment and Tourism and Ministry of Natural Resources and Energy of Mongolia
Regulation on review and development of analyzing and monitoring programme for environment and environmental plan of economic and business entities those hold mining and exploration licenses	Approved under Order No.A-.36 dated on 16 February 2010 of Ministry of Environment and Tourism of Mongolia
Regulation on exploration of minerals through micro mines	Approved under Government Ordinance No.308 dated on 1 January 2010
Methodology for estimation of reimbursement and evaluation of environmental damage	Approved under Order No.A-156 of Ministry of Environment and Tourism of Mongolia dated on 27 May 2010
Regulation on recording of mining and exploration costs in the accounting	Approved under Order No.12 of Ministry of Finance of Mongolia in year 2011