

MONGOLIA EXTRACTIVE INDUSTRIES TRANSPARENCY INITIATIVE

MONGOLIA SEVENTH EITI RECONCILIATION REPORT - 2012



December 2013

MOORE STEPHENS

DALAI VAN AUDIT

CONTENTS

| | |
|---|-----------|
| EXECUTIVE SUMMARY | 5 |
| Principal findings arising from reconciliation work | 5 |
| 1. INTRODUCTION | 11 |
| 1.1 Extractive Industries Transparency Initiative (EITI)..... | 11 |
| 1.2 EITI in Mongolia..... | 11 |
| 1.3 The national context of the extractive sector in Mongolia..... | 12 |
| 2. OBJECTIVES, APPROACH & METHODOLOGY OF THE ENGAGEMENT | 19 |
| 2.1 Objectives of the engagement | 19 |
| 2.2 Approach & Methodology..... | 19 |
| 3. RECONCILIATION SCOPE | 23 |
| 3.1 Extractive companies involved in the EITI reconciliation..... | 23 |
| 3.2 Government entities involved in the EITI reconciliation..... | 23 |
| 3.3 Payment flows included in the EITI reconciliation | 24 |
| 3.4 Reporting templates..... | 30 |
| 4. RECONCILIATION RESULTS | 31 |
| 4.1 Reconciliation by extractive Company..... | 31 |
| 4.2 Reconciliation by revenue stream | 37 |
| 4.3 Adjustments..... | 40 |
| 4.4 Contributions and other information declared unilaterally..... | 53 |
| 5. FINAL UNRECONCILED DIFFERENCES | 56 |
| 5.1 Unreconciled differences by extractive company..... | 56 |
| 5.2 Unreconciled differences by payment stream..... | 60 |
| 6. ANALYSIS OF KEY FIGURES IN THE EITI REPORT | 63 |
| 6.1 Contributions of extractive companies in the 2012 EITI report | 63 |
| 6.2 Contribution of flows in the 2012 EITI report..... | 63 |
| 6.3 Contribution of activities in the 2012 EITI report | 64 |
| 6.4 Analysis of payments to the Local Budget..... | 64 |
| 6.5 Analysis of donations and assistance paid to state entities..... | 64 |
| 7. OTHER SPECIFIC REQUIREMENTS | 65 |
| 7.1 Survey on implementation of the Mining Activity Plan..... | 65 |
| 7.2 Survey on environmental protection and remediation activities..... | 68 |
| 7.3 Agreements between local authorities and extractive companies | 78 |
| 8. RECOMMENDATIONS..... | 79 |
| ANNEXES | 86 |
| Annex 1: Final unreconciled differences..... | 87 |
| Annex 2: List of companies involved in the 2012 EITI Report | 91 |
| Annex 3: Production data declared by extractive companies..... | 98 |
| Annex 4: Breakdown of licences by extractive company..... | 102 |
| Annex 5: Implementation of international standards on accounting and auditing for the extractive companies | 123 |

| | |
|---|-----|
| Annex 6: Detail of taxes, fees and other payments made by the extractive companies to the Local Budget..... | 130 |
| Annex 7: Detail of donations and assistance made by extractive companies to state entities..... | 132 |
| Annex 8: Implementation of the Mining Activity Plan by extractive company..... | 134 |
| Annex 9: Environmental protection and remediation activities by extractive company..... | 140 |
| Annex 10: List of companies having agreement with local authorities..... | 143 |
| Annex 11: Detail of Agreements/Contracts concluded by the extractive companies with local authorities..... | 147 |
| Annex 12: Extractive companies personnel contacted or involved in the reconciliation work | 155 |
| Annex 13: Government entities personnel contacted or involved in the reconciliation work.... | 162 |
| Annex 14: Reconciliation team | 164 |

LIST OF ABBREVIATIONS

| | |
|-------------|--|
| BOM | Bank of Mongolia |
| GDP | Gross Domestic Product |
| GoM | Government of Mongolia |
| Govt | Government |
| Ha | Hectare |
| IAS | International Accounting Standards |
| IFAC | International Federation of Accountants |
| IPSAS | International Public Sector Accounting Standards |
| ISA | International Standards on Auditing |
| JSC | Joint Stock Company |
| Km / sq. km | Kilometre / Square kilometre |
| LLC | Limited Liability Company |
| MEGD | Ministry of Environment and Green Development (MEGD) |
| MNT / K MNT | Mongolian Tugrik / Thousand Mongolian Tugrik |
| MoF | Ministry of Finance |
| MRAM | Mineral Resources Authority of Mongolia |
| MSWG | Multi-Stakeholders Working Group |
| MTA | Mongolian Tax Authority |
| NSOM | National Statistical Office of Mongolia |
| PAM | Petroleum Authority of Mongolia |
| PSC | Production Sharing Contract |
| ToR | Terms of Reference |
| USD / K USD | United States dollar / Thousand United States dollar |
| VAT | Value Added Tax |

Note: Companies were referenced with numbers (No.) from 1 to 200 for easy and quick search throughout the document.

EXECUTIVE SUMMARY

The reconciliation of cash and in-kind flows relating to the exploration and exploitation of Oil and Solid Minerals for the 2012 fiscal year covering the period 1 January to 31 December 2012 was carried out by the Consortium Moore Stephens and Dalaivan Audit between 29 July and 19 November 2013.

Our reconciliation work was carried out in accordance with the Terms of Reference annexed to our contract approved by the Multi-Stakeholder Working Group. The terms and the proposed reconciliation scope were approved by the EITI Mongolia National Council in its meeting of 28 November 2012.

The overall objective of the reconciliation exercise was to assist the Government of Mongolia and other stakeholders involved to determine the contribution that the extractive sector has made to the country's economy and social development, and to improve transparency and responsibility in the extractive industries' sector.

Principal findings arising from reconciliation work

The main results arising from our work are as follows:

- Two Hundred (200) extractive companies were selected for the 2012 reconciliation exercise. All companies except Dongsheng Petroleum LLC submitted their reports according to the template approved by the National Council. However, details of payments were not annexed to the reports and only annual figures for each tax were declared. All companies were contacted to send their detailed schedules after the start of the reconciliation work. This situation has delayed the completion of the reconciliation work and the preparation of the report.
- We were unable to contact the following companies to obtain detailed schedules for the amounts declared in their reporting templates. As a result we were unable to investigate the discrepancies for these companies and make adjustments.

| No. | Company |
|-----|-------------------------------|
| 54 | Darkhan Bor Khujir LLC |
| 82 | Mandal-Altai Group LLC |
| 87 | Mongol Altai Resources LLC |
| 90 | Mongolbulgargeo LLC |
| 98 | NABD LLC |
| 99 | Narantuul Trade LLC |
| 114 | Petro China Dachin Tamsag LLC |
| 126 | CMKI LLC |

- The list of extractive companies selected for our reconciliation exercise includes seven (7) companies which do not operate in the extractive sector despite holding mining licences. Payments from these companies were adjusted in order to consider only taxes related to the extractive sector.

| No. | Company |
|-----|--------------------------|
| 26 | Bilguuntrade LLC |
| 30 | Bridge Construction LLC |
| 81 | Max Impex LLC |
| 107 | Orchlon Construction LLC |
| 130 | Tavan Tolgoi Trans LLC |
| 150 | Hera Investment LLC |
| 199 | ESTO LLC |

4. Government reporting templates were compiled by the Mongolian Tax Authority (MTA). We were provided with a spread sheet which summarised total annual payments for each tax received from the extractive companies. The spread sheet included payments from 1,829 companies holding mining licences. As for companies' reporting, there were no detailed schedules for each payment stream for government receipts. We contacted the relevant government entities to obtain further details on amounts declared.
5. Only one extractive company (Reservoir Mongolia LLC) submitted a certified reporting template by an external auditor. There were no clear procedures set by the MSWG in order to ensure the reliability of data from companies and government in accordance with requirement No's. 12 and 13 of the EITI Rules.
6. Forty Seven (47) payment streams classified as 'Basic Payments' were reconciled in this EITI report. Twenty Three (23) other types of revenue classified as 'voluntary contributions' were also covered in the report with unilateral disclosure.
7. The net difference between the Basic Payments declared by the extractive companies and the government at the beginning of the reconciliation amounted to **KMNT 150,374,210** or **10%** of the total amount declared by the government, which is detailed as follows:

| | Extractive companies (K MNT) | Government (K MNT) | Difference (K MNT) | % |
|--------------------------------------|---------------------------------|-----------------------|-----------------------|------------|
| Total Basic Payments declared | 1,651,425,548 | 1,501,051,338 | 150,374,210 | 10% |

8. At the end of our reconciliation, the remaining net differences amounted to **KMNT 360,966** or **0.02%** of the total Basic Payments declared by the government:

| | Extractive companies (K MNT) | Government (K MNT) | Difference (K MNT) | % |
|--------------------------------------|---------------------------------|-----------------------|-----------------------|--------------|
| Total Basic Payments declared | 1,594,114,641 | 1,593,753,675 | 360,966 | 0.02% |

After adjustment, the net difference of **KMNT 360,966** represents the aggregate of the positive differences amounting to **KMNT 2,483,618** and the negative differences of **KMNT (2,122,652)** which are detailed in Section 5 of this report.

Details of adjustments made to the reporting entities' initial amounts and the unresolved residual differences are presented in Sections 4.3 and 5 respectively of this report.

9. We set out in the table below a summary of the most important companies' payments declared after the reconciliation work. The government reported receipts are KMNT 360,966 less than the extractive companies reported payments.

| No. | Company | Extractive companies (K MNT) | Government (K MNT) | Differences (K MNT) |
|-----|--------------------------------|---------------------------------|-----------------------|------------------------|
| 196 | Erdenet Mining Corporation LLC | 519,761,765 | 519,726,775 | 34,990 |
| 110 | Oyu Tolgoi LLC | 201,967,916 | 201,918,246 | 49,670 |
| 190 | Energy Resource LLC | 111,921,183 | 111,928,313 | (7,130) |
| 114 | Petro China Dachin Tamsag LLC | 105,656,807 | 104,864,082 | 792,725 |
| 93 | Mongolyn Alt Mak LLC | 86,161,824 | 86,103,290 | 58,534 |
| 194 | Erdenes MGL LLC | 80,141,426 | 80,142,183 | (757) |
| 131 | Tavantolgoi JSC | 57,922,095 | 58,485,547 | (563,452) |
| 195 | Erdenes Tavan Tolgoi JSC | 41,393,366 | 41,392,755 | 611 |
| 28 | Bold Tumor Eruu Gol LLC | 37,918,359 | 37,908,463 | 9,896 |
| 122 | Southgobi Sands LLC | 37,715,486 | 37,715,532 | (46) |
| 29 | Boroo Gold LLC | 33,669,722 | 33,478,789 | 190,933 |

| No. | Company | Extractive companies (K MNT) | Government (K MNT) | Differences (K MNT) |
|-----|---------------------------------|------------------------------|----------------------|---------------------|
| 80 | Magnai Trade LLC | 30,214,617 | 30,217,564 | (2,947) |
| 159 | Tsairtmineral LLC | 25,342,018 | 25,305,957 | 36,061 |
| 7 | Altain Khuder LLC | 22,754,141 | 22,428,073 | 326,068 |
| 167 | Chinkhua MAK Nariin Sukhait LLC | 20,232,658 | 20,233,500 | (842) |
| 55 | Darkhan Tumurlugiin Uildver JSC | 13,281,228 | 13,281,228 | - |
| 91 | Mongolrustsvetmet LLC | 12,108,432 | 12,047,525 | 60,907 |
| 8 | Altan Dornod Mongol LLC | 9,762,567 | 9,762,567 | - |
| 15 | Baganuur JSC | 8,430,402 | 8,430,470 | (68) |
| 174 | Shin Shin LLC | 7,544,787 | 7,544,787 | - |
| 58 | Dongsheng Petroleum LLC | - | 633,174 | (633,174) |
| | Other | 130,213,842 | 130,204,855 | 8,987 |
| | Total Basic payments | 1,594,114,641 | 1,593,753,675 | 360,966 |

10. We present in the table below a summary of the most important discrepancies by company after the reconciliation work:

| No. | Company | Extractive companies (K MNT) | Government (K MNT) | Differences (K MNT) |
|-----|--------------------------------|------------------------------|----------------------|---------------------|
| 114 | Petro China Dachin Tamsag LLC | 105,656,807 | 104,864,082 | 792,725 |
| 7 | Altain Khuder LLC | 22,754,141 | 22,428,073 | 326,068 |
| 54 | Darkhan Bor Khujir LLC | 281,398 | 82,012 | 199,386 |
| 29 | Boroo Gold LLC | 33,669,722 | 33,478,789 | 190,933 |
| 51 | Golden Sea Petroleum LLC | 1,309,534 | 1,194,612 | 114,922 |
| 91 | Mongolrustsvetmet LLC | 12,108,432 | 12,047,525 | 60,907 |
| 93 | Mongolyn Alt Mak LLC | 86,161,824 | 86,103,290 | 58,534 |
| 18 | Bayalag Ord LLC | 213,455 | 158,512 | 54,943 |
| 104 | Olon Ovoot Gold LLC | 4,198,883 | 4,144,830 | 54,053 |
| 88 | Mongol Gazar LLC | 480,411 | 428,507 | 51,904 |
| 110 | Oyu Tolgoi LLC | 201,967,916 | 201,918,246 | 49,670 |
| 66 | Jun Yuan LLC | 286,900 | 243,478 | 43,422 |
| 90 | Mongolbulgar Geo LLC | 403,131 | 359,975 | 43,156 |
| 159 | Tsairtmineral LLC | 25,342,018 | 25,305,957 | 36,061 |
| 37 | Berkh Resources LLC | 344,176 | 309,059 | 35,117 |
| 196 | Erdenet Mining Corporation LLC | 519,761,765 | 519,726,775 | 34,990 |
| 23 | BDBL LLC | 154,430 | 124,648 | 29,782 |
| 102 | Odod Gold LLC | 659,919 | 634,558 | 25,361 |
| 94 | Mondulaan Trade LLC | 4,496,303 | 4,472,341 | 23,962 |
| 2 | AGM Mining LLC | 259,972 | 307,972 | (48,000) |
| 20 | Bayan Airag Exploration LLC | 2,375,038 | 2,475,423 | (100,385) |
| 124 | COAL LLC | 3,621,183 | 4,135,774 | (514,591) |
| 131 | Tavantolgoi JSC | 57,922,095 | 58,485,547 | (563,452) |
| 58 | Dongsheng Petroleum LLC | - | 633,174 | (633,174) |
| | Other | 509,685,188 | 509,690,516 | (5,328) |
| | Total Basic payments | 1,594,114,641 | 1,593,753,675 | 360,966 |

The full table for all companies with the final payments declared after the reconciliation work is presented in Annex 1.

11. We set out in the tables below a summary by type of payment of the Basic Payments declared at the end of the reconciliation exercise, and the resulting differences.

| No. | Revenue stream | Extractive companies (K MNT) | Government (K MNT) | Differences (K MNT) |
|--|---|---------------------------------|-----------------------|------------------------|
| A- Basic payments | | | | |
| 1. Taxation, payment, fee and dividend paid to State Budget | | 1,486,754,662 | 1,488,199,725 | (1,445,063) |
| 1.1.1 | Corporate income tax | 192,277,422 | 192,321,230 | (43,808) |
| 1.1.2 | Customs tax | 60,334,711 | 60,187,994 | 146,717 |
| 1.1.3 | Value Added Tax (VAT) | 219,322,675 | 219,179,003 | 143,672 |
| 1.1.4 | Excise tax on vehicle fuel and oil materials | 2,685,092 | 2,874,898 | (189,806) |
| 1.1.5 | Tax on petrol and diesel fuel | 1,847,195 | 1,872,582 | (25,387) |
| 1.2.1 | Fee and extra charges for exploitation of mineral resources | 510,415,045 | 510,410,648 | 4,397 |
| 1.2.2 | Licence fee for exploitation and exploration of mineral resources | 19,335,461 | 19,358,456 | (22,995) |
| 1.2.3 | Payment for deposit, exploration of which was carried out by the Government | 1,493,814 | 1,493,149 | 665 |
| 1.2.4 | Workplace payment of foreign specialist and labour force (State Budget) | 10,369,224 | 10,493,841 | (124,617) |
| 1.2.5 | Bonus after signing Product sharing agreement / only year of contract | 487,615 | 487,498 | 117 |
| 1.2.6 | Bonus for commencement of production in according to Product sharing agreement | - | - | - |
| 1.2.7 | Bonus for training in according to Product sharing agreement | 860,511 | 860,424 | 87 |
| 1.2.8 | Field deposit in according to Product sharing agreement (area pledge under the Product sharing agreement) | 663,108 | 663,045 | 63 |
| 1.2.9 | Administration and service charges in according to Product sharing agreement | 139,524 | 139,524 | - |
| 1.2.10 | Fee for supporting field office in according to Product sharing agreement | 860,939 | 862,521 | (1,582) |
| 1.2.11 | Fee for air pollution | 22,396,070 | 22,395,249 | 821 |
| 1.2.12 | Social and health insurance charges paid from entity | 102,055,868 | 102,316,584 | (260,716) |
| 1.3.1 | Customs service fee | 33,079,155 | 34,141,856 | (1,062,701) |
| 1.4.1 | Dividend on State Property | 114,621,665 | 114,621,665 | - |
| 1.5.1 | Advance payments paid to GoM | 80,000,000 | 80,000,000 | - |
| 1.5.2 | Income to GoM according to Law on Nuclear Energy | - | - | - |
| 1.5.3 | Petroleum income per Government according to Product sharing agreement | 100,885,111 | 100,885,111 | - |
| 1.5.4 | Of which: Royalty | 303,800 | 303,800 | - |
| 1.6.1 | Penalty (State Budget) | 8,179,509 | 8,176,562 | 2,947 |
| 1.6.2 | Compensation (State Budget) | 4,072,361 | 4,085,590 | (13,229) |
| 1.6.3 | Windfall tax | 68,495 | 68,495 | - |
| 1.6.4 | Other (State Budget) | 292 | - | 292 |
| 2. Taxation, payment, fee and dividend paid to Local budget | | 92,841,103 | 92,442,598 | 398,505 |
| 2.1.1 | Real estate tax | 4,438,576 | 4,492,782 | (54,206) |
| 2.1.2 | Tax on vehicles and self-moving mechanisms | 1,128,422 | 1,170,770 | (42,348) |
| 2.2.1 | Land fee | 11,866,412 | 11,843,466 | 22,946 |
| 2.2.2 | Fee for water use | 8,790,817 | 8,766,393 | 24,424 |
| 2.2.3 | Fee for use of mineral resources of wide spread | 3,748,532 | 3,492,493 | 256,039 |
| 2.2.4 | Workplace payment of foreign specialist and labour force (Local Budget) | 3,338,929 | 3,293,039 | 45,890 |
| 2.2.5 | Received assistance in according to Product sharing agreement | 146,891 | 131,579 | 15,312 |

| No. | Revenue stream | Extractive companies (K MNT) | Government (K MNT) | Differences (K MNT) |
|--|--|------------------------------|----------------------|---------------------|
| 2.4.1 | Dividend on Local State Property | 33,001,792 | 33,000,000 | 1,792 |
| 2.5.1 | Penalty (Local Budget) | 15,333,309 | 15,283,885 | 49,424 |
| 2.5.2 | Compensation (Local Budget) | 1,134,150 | 1,134,150 | - |
| 2.5.3 | Contribution at rate of 50% to Environment protection expense to the Special Account | 2,506,695 | 2,396,551 | 110,144 |
| 2.5.4 | Other (Local Budget) | 7,406,578 | 7,437,490 | (30,912) |
| 3. Donation and assistance paid to state entities | | 14,518,876 | 13,111,352 | 1,407,524 |
| 3.1 | Monetary donation and assistance received by Ministries and Agencies | 5,697,959 | 5,663,581 | 34,378 |
| 3.2 | Non-monetary donation and assistance received by Ministries and Agencies | 219,988 | - | 219,988 |
| 3.3 | Monetary donation and assistance paid to aimags and capital city | 1,998,416 | 1,988,132 | 10,284 |
| 3.4 | Non-monetary donation and assistance paid to aimags and capital city | 719,272 | 39,296 | 679,976 |
| 3.5 | Monetary donation and assistance paid to soums and districts | 2,170,626 | 2,169,272 | 1,354 |
| 3.6 | Non-monetary donation and assistance paid to soums and districts | 3,409,977 | 3,149,154 | 260,823 |
| 3.7 | Monetary donation and assistance paid to other entities | 295,741 | 95,080 | 200,661 |
| 3.8 | Non-monetary donation and assistance paid to other entities | 6,897 | 6,837 | 60 |
| Total Basic payments | | 1,594,114,641 | 1,593,753,675 | 360,966 |

12. The unreconciled difference of **KMNT 360,966** can be broken down by type of issue as follows:

| | Total payments (K MNT) |
|--|------------------------|
| Reporting template not submitted by the extractive company | (633,174) |
| Supporting documents do not match government entity report | (631) |
| Missing extractive company detail by payment | 913,750 |
| Missing government entity detail by payment | 6,484 |
| Tax not reported by the extractive company | (1,869,410) |
| Tax not reported by the government entity | 2,191,237 |
| Detail of payments could not be used | (248,146) |
| Exchange rate difference | 1,340 |
| Non material difference <MNT 100K | (484) |
| Total differences | 360,966 |

Discrepancies arising from reporting templates received are detailed in Section 5.

13. The extractive companies were requested to report other types of payments under the Voluntary Contributions category in the reporting template (Cf. point 3.3.2 of the report). These figures are reported as unilateral company disclosures and have not been reconciled. A total of **KMNT 1,420,373,097** was declared.

A breakdown of these contributions by extractive company and by type is presented in point 4.4.

14. We have also made recommendations to improve the EITI process in Mongolia especially with respect to the reconciliation work and the preparation of EITI reports. These recommendations are detailed in Section 8 of this report.



Tim Woodward
Partner
Moore Stephens LLP

19 December 2013



Jigden Tserengavaa
Partner
Dalaivan Audit LLC

1. INTRODUCTION

1.1 Extractive Industries Transparency Initiative (EITI)

The Extractive Industries Transparency Initiative (EITI) was first announced at the World Summit for Sustainable Development in Johannesburg in 2002 (the 'Earth Summit 2002'), and officially launched in London in 2003. It was founded on the recognition that, while oil, gas and minerals can help to raise living standards across the world, in countries where these resources are not managed appropriately, this may often lead to corruption and conflict and, for many people, a lower quality of life.

The initiative aims for improved transparency through companies in the mining sector publishing their tax payments and government organisations disclosing amounts received from those companies. EITI therefore promotes better governance in countries rich in oil, gas and mineral resources, and seeks to reduce the risk of misappropriation of funds generated by the development of a country's extractive industries. It works through the joint cooperation of governments, private sector companies, civil society groups, investors and international organizations.

EITI has a robust yet flexible methodology that ensures a global standard is maintained throughout the different implementing countries. The EITI Board and the International Secretariat are the guarantors of this methodology. Implementation itself, however, is the responsibility of each individual country. The EITI, in a nutshell, is a globally developed standard that promotes revenue transparency at the local level.

1.2 EITI in Mongolia

In October 2005, a Joint Session of Standing Committees of State Great Hural (Parliament) on budget and economy supported a possible adherence of Mongolia to the Extractive Industries Transparency Initiative, and instructed the Government to join this Initiative. The Government approved adherence to EITI at their Cabinet meeting on 4 January 2006 and issued the Resolution No. 1.¹

Since 2006, Mongolia has produced 6 EITI reports (2006 to 2011). The number of government entities and extractive companies involved in the EITI reports has been increasing year by year. The table below shows the progress made in each report:

| Period Covered | Publication Date | Sectors Covered | Government Revenues (MNT millions) | Company Payments (MNT millions) | Number of Companies Reporting |
|----------------|-------------------|-----------------|------------------------------------|---------------------------------|-------------------------------|
| 2006 | December 2007 | Mining | 467,194 | 492,288 | 35 |
| 2007 | November 2009 (*) | Mining | 748,783 | 745,004 | 38 |
| 2008 | June 2010 | Oil, Mining | 684,953 | 686,054 | 46 |
| 2009 | June 2011 | Oil, Mining | 737,525 | 737,583 | 76 |
| 2010 | January 2012 | Oil, Mining | 1,275,062 | 1,275,063 | 150 |
| 2011 | November 2012 | Mining | 2,150,734 | 2,150,809 | 200 |

(*) Only initial reported amounts available.

¹ Source: EITI Mongolia website, <http://english.eitimongolia.mn>.

A Memorandum of Understanding sets out the commitment to EITI implementation by the government, extractive companies and civil society. Resolution No. 80 (April 2007) establishes the responsibility of government bodies in EITI. Resolution No.19 (July 2010) commits the government to finance the cost of EITI reports effective from fiscal year 2011 within the budget of the Prime Minister's Department, and directs regional and local governments to disclose all revenues paid by the holders of exploration and exploitation licences as part of the EITI process. The current Minerals Law of Mongolia (§48.10) requires mining licence holders to publically disclose product sales, and taxes and payments paid to the state and local budgets annually. The development of a draft EITI law is in progress.

A National Council coordinates and monitors the implementation of EITI in Mongolia. The Council is chaired by Norovyn Altankhuayag, Prime Minister of Mongolia, and has 25 members. A Multi Stakeholder Working Group (MSWG) is in charge of implementing EITI activities. The Working Group has 31 members and is chaired by L. Gansukh, Senior Advisor to the Prime Minister.

The Mongolia EITI Secretariat, which has the mandate of day to day coordination of EITI in Mongolia was established under the Decree No. 62 of the Prime Minister of Mongolia on June 20, 2007 and since December 2011 has been operating with a three full time staff.

In order to strengthen the EITI implementation in Mongolia, the Mongolia EITI mid-term strategy 2010-2014 was endorsed by the National Council on 24 June 2010 with the mission to create an EITI legal background, expand the EITI reporting scope, reveal and adjust discrepancies, follow up the reconciler's recommendations, create reliable sources of financial support, increase the EITI political will and engagement of Civil Society Organisations, and expand EITI into fields of revenue disbursement, licensing, natural reclamation costs, contract transparency and Mongolia EITI capacity build-up. On the basis of this document, annual work plans and business plans have been developed.

Mongolia completed validation in February 2010. Following the Validation Report, the EITI International Board designated Mongolia as a candidate country that is 'close to compliant' on 15 April 2010. Mongolia was granted six months to complete the remedial actions needed to achieve compliance. In accordance with the EITI Board decision, a review of the remedial actions was prepared by the International Secretariat to supplement the Validation Report. The review was considered by the Board on 19 October 2010 and the Board subsequently designated Mongolia EITI Compliant.

1.3 The national context of the extractive sector in Mongolia

1.3.1 Oil and Gas sector¹

a. Background and profile of the oil and gas sector in Mongolia

Around the 1940's the Zuunbayan oil field was identified in the East Gobi desert of Mongolia by Soviet geologists. The reserve was estimated at 6.2 million tons and the country's first refinery "Mongol oil" was built with a processing capacity of 400,000 tons. The field eventually yielded about 4 million tons of crude oil, and with the combination of Russian crude oil, the refinery supplied up to 20% of the country's demand for fuel and lubricants. In 1969, the company ceased its refining activities due to pressure decrease at the well, a fire at the refinery and other economic factors.

In 1993, a Production Sharing Contract was signed with SOCO from the USA and the first exploration well of 3,000 meters deep was drilled a year later. In 1997, well 19-3 on Block XIX was first recorded as a free flowing oil well. Soon afterwards, oil was exported from Mongolia by trucks to China.

¹ Sources: <http://mongolianeconomy.mn>; Petroleum-Economist; Petroleum Authority of Mongolia, Petrovis; World Bank; Reuters; www.legalinfo.mn.

From 1993 to 2011, a total of 28,300 sq. km of 2D seismic work, 5,920 sq. km of 3D seismic work, 249,570 gravity surveys, 154,521 magnetic surveys, 844 deep well drillings were conducted and 239 wells were put into production. Investments totalling 1.5 billion US dollars were made in oil exploration works in Mongolia by contractors during this period.

Since oil production started in 1998, a total of 10.58 million barrels of oil have been produced, of which 9.89 million barrels have been exported to China for refining as there is no in-country refinery. In 2010, Mongolia officially became an oil producing country by registering reserves of Block XIX and Block 97 PSC with a combined total of 272 million tons of proven reserves.

At present, there are 30 exploration blocks in Mongolia covering 531,000 sq. km and the Petroleum Authority of Mongolia (PAM) has concluded PSCs with 14 domestic and foreign companies on 18 exploration blocks. 33% of the contractors are Mongolian companies, 39% are Chinese companies and the remaining 28% are companies from other countries. Applications have been received on 5 exploration blocks from international bidding, while PSCs are pending to be concluded on 6 exploration blocks. Block XXII was relinquished in 2011.

b. Production

Currently there are only two producing basins in Mongolia. Zuunbayan, in the South-East Gobi desert, was the first oil producing field from 1953 to 1969. It resumed production in 2007 and has exported 2.66 million barrels of oil as of 29 February 2012. The Tamsag basin started production in 1998 and is currently the most active oil field. In 2012, total crude oil production in Mongolia was over 3.6 million barrels, with an estimated growth rate of more than 10% annually.

| | Unit | 2009 | 2010 | 2011 | 2012 |
|-----|--------------|-------|-------|-------|-------|
| Oil | '000s barrel | 1,870 | 2,181 | 2,549 | 3,636 |

c. Legal context

The Petroleum Authority of Mongolia (PAM) was established in 1990 as a state-owned petroleum agency. The Petroleum Law of Mongolia was adopted on 18 January 1991. The law regulates the operations of Mongolian and foreign entities or individuals involved in the exploration and the protection, processing, transportation, storage and marketing of petroleum originating in Mongolia.

d. Licensing

In order to enable the conduct of oil operations, local authorities grant land tenure permits while the Government grants mine tenure permits. The term of exploration period is up to five (5) years. PAM and a contractor agree on the relevant terms and conditions and the petroleum administration may extend the period for exploration twice for two (2) years each time.

The period for oil-field development shall be up to twenty (20) years beginning on the day the petroleum administration grants permission for the production of oil. If a contractor sets up additional industrial infrastructure, such as by building processing plants or oil or natural gas pipelines, the petroleum administration may extend the period for oil-field development twice for not more than five (5) years each time.

The main form of oil production contracts is considered to be Production Sharing Contracts (PSC). A contractor submits an application to the PAM. The PAM signs the PSC with the contractor on the basis of recommendation of the National Security Council and permission of the Mongolian Government.

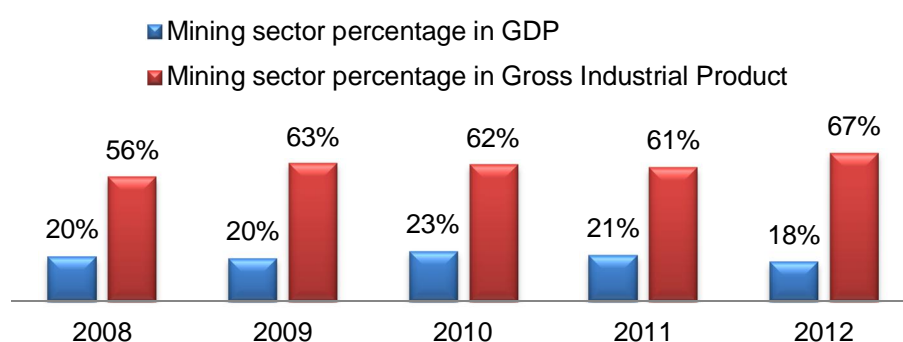
1.3.2 Mining Sector

a. Background and profile of the mining sector in Mongolia

Mongolia has large mineral potential, over 6,000 mineral deposits and occurrences of 80 types of minerals have been discovered. Exploration has expanded year-on-year leading to a number of new discoveries of copper, gold, coal, uranium and other types of minerals.

The mining industry plays an important role in Mongolia's economy. A big part of the nation's area has experienced geological exploration work whereby extensive mineral reserves have been discovered. In 2012 the mining sector generated 67% of the Gross Industrial Product and 18% of Gross Domestic Product.

Contribution of the mining sector in the Mongolian economy



b. Production

In the South Gobi region of Mongolia, the Oyu Tolgoi deposit is believed to be one of the largest copper-gold mines in the world, and reportedly capable of an average annual production of more than 500,000 tons of copper and 330,000 ounces (10 tons) of gold for at least 35 years. Mongolia is now becoming one of the important producers of several minerals such as gold, copper, molybdenum and uranium.

The main mineral production for the period 2010-2012 was as follows¹:

| Commodity | Unit | 2010 | 2011 | 2012 |
|------------------------------|----------|--------|--------|--------|
| Coal | 000s ton | 25,162 | 32,030 | 31,139 |
| Copper concentrate (35%) | 000s ton | 357 | 347 | 348 |
| Molybdenum concentrate (47%) | ton | 4,677 | 4,163 | 4,050 |
| Gold | kg | 6,037 | 5,703 | 5,995 |
| Fluoride | 000s ton | 727 | 659 | 484 |
| Fluoride concentrate | 000s ton | 141 | 116 | 157 |
| Iron ore | 000s ton | 3,203 | 5,678 | 7,561 |
| Zinc concentrate | 000s ton | 113 | 105 | 119 |
| Tungsten concentrate | ton | 20 | 13 | 66 |
| Salt | ton | - | - | 569 |

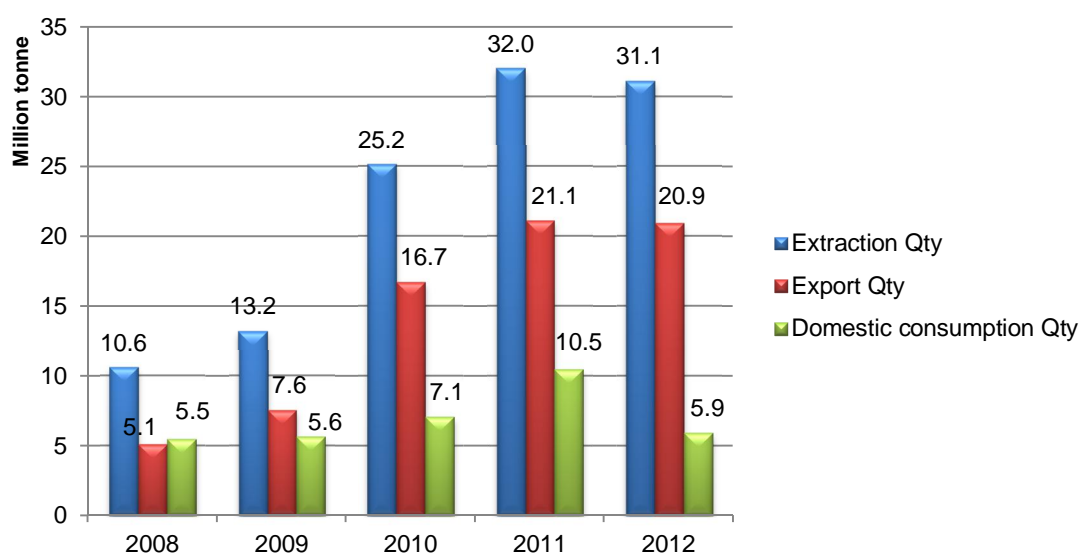
¹ Source: National Statistical Office of Mongolia.

Volume and value of export for years 2009-2012 was as follows¹:

| Commodity | Metrics | 2010 | | 2011 | | 2012 | |
|--------------------------------|---------------|--------|------------------|--------|------------------|--------|------------------|
| | | Qty | Amount (K USD) | Qty | Amount (K USD) | Qty | Amount (K USD) |
| Gold | tonne | 5 | 178,339 | 3 | 113,047 | 2.8 | 122,294 |
| Copper concentrate | thous. tonne | 569 | 770,594 | 573 | 963,596 | 574 | 838,579 |
| Molybdenum ore and concentrate | thous. tonne | 5 | 51,989 | 4 | 46,394 | 4 | 38,174 |
| Fluoride ore and concentrate | thous. tonne | 406 | 68,825 | 407 | 94,877 | 429 | 102,507 |
| Melted copper and fluoride | ton | 2,800 | 20,357 | 2,361 | 21,028 | 2,120 | 16,647 |
| Iron ore | thous. tonne | 3,564 | 253,825 | 5,753 | 437,328 | 6,416 | 532,509 |
| Coal | thous. tonne | 16,726 | 881,998 | 21,106 | 2,250,046 | 20,916 | 1,901,773 |
| Unproduced oil | thous. barrel | 2,071 | 154,386 | 2,541 | 252,192 | 3,568 | 336,053 |
| Zinc ore and concentrate | thous. tonne | 120 | 134,135 | 121 | 142,678 | 140.9 | 130,830 |
| Total | | | 2,514,449 | | 4,321,186 | | 4,019,366 |

Coal

Mongolia is the tenth richest country in the world when it comes to coal. The present geologically calculated amount of reserves is around 173.3 billion tons of coal which is equal to around 10% off all known deposits of the planet, and 21.5 billion tons of proven reserves. Mongolia extracted 31 million tons of coal in 2012, of which 20.9 million tons were exported. Coal export represented 47 per cent of total exports amounting to MNT 1.9 billion.



Source: Mineral Resources Authority of Mongolia, Monthly Report 1 October 2013.

¹ Source: National Statistical Office of Mongolia.

Copper

With known reserves of 84.1 million tonnes, Mongolia is one of the world's largest sources of copper. In 2012, Mongolian copper concentrate exports reached 574 thousand tonnes. Mongolia has two big copper mining sites; Oyu Tolgoi and Erdenet.

Oyu Tolgoi Mine is situated in the Southern Gobi desert of Mongolia, 550 kilometres south of the capital, Ulaanbaatar. It is jointly owned by the Government of Mongolia (34%) and Turquoise Hill Resources (66%, of which Rio Tinto owns 51%). The first major discoveries were made at Oyu Tolgoi back in 2001.

Estimates indicate that Oyu Tolgoi contains 45 million tonnes of recoverable copper. The scale of deposits at Oyu Tolgoi is expected to allow the project to operate for over 50 years. Oyu Tolgoi is expected to produce an average of 430,000 tonnes of copper and 425,000 ounces of gold per year, as well as by-products such as silver and molybdenum, over its mine life. Ore from Oyu Tolgoi are processed into concentrate on-site and, in its initial years, shipped by road to international markets.

The mine at Erdenet, a city to the North West of Ulaanbaatar, has 7.5 million tonnes of ore reserves¹.

Gold

Mongolia produced almost 6 tonnes of Gold in 2012, of which 2.8 tonnes were exported, producing revenue of 122 million US Dollars. The Boroo gold mine, which is about 100 km North of Ulaanbaatar has been mined since 2003 and is close to depletion. It is one of the country's only hard-rock gold sources. Estimates indicate that Oyu Tolgoi contains 1,800 tonnes of recoverable gold in reserves. Small-scale miners, who extract alluvial gold from dried-up riverbeds, have historically carried out most gold mining in Mongolia. Environmental concerns led to the cancellation of many licences in recent years mainly due to a law passed in 2009 that banned mining in water basins and forests².

Uranium

There are large uranium deposits in Mongolia, with estimated reserves between 30 and 62 thousand tons. At present, there are 15 strategic uranium deposits in Mongolia, including the Mardai and Dornot deposits in Dashbalbar of Dornod aimag. Mongolia does not export any uranium.

The government implementing agency Nuclear Energy Authority reported that 15 companies have paid exploration licence fees amounting to MNT 2.9 billion³.

c. Licensing

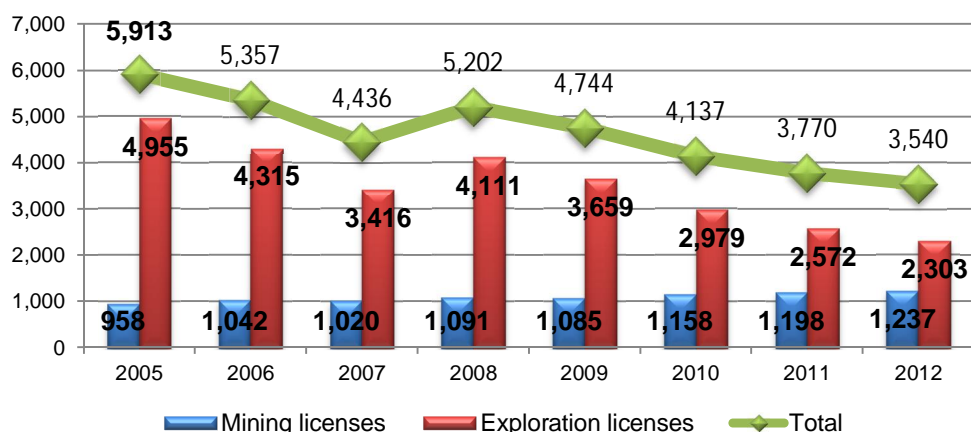
There are a total of 3,540 special permits for an area of 20.2 million hectares as at 31 December 2012. From these permits 1,237 mining special permits were granted for 0.9 million hectares in mining areas (exploitation) while 2,303 exploration licences for 19.3 million hectares in exploration areas. Around 12.9% of the Mongolian territory is used for mining and exploration; 0.6% for exploitation and 12.3% for exploration.

¹ Source: www.economy.news.mn.

² Source: Mineral Resources Authority.

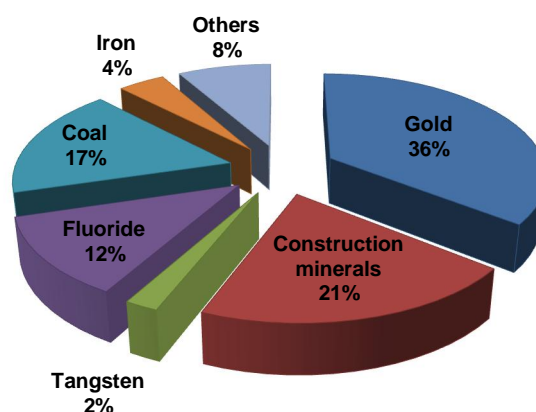
³ Source: Nuclear Energy Authority website, 28 October 2013.

Number of Mining & Exploration licences



Source: Mineral Resources Authority of Mongolia, Monthly Report 1 October 2013.

Structure of mining licenses by minerals



Source: Mineral Resources Authority of Mongolia, Monthly Report 1 October 2013.

Investment agreement

If the mining licence holder undertakes investment for no less than 50 million US Dollars during the first five years of its mining project in the territory of Mongolia, an investment agreement with the purpose to provide a stable operational environment may be concluded with a mining licence holder at the latter's request. If the amount of the licence holder's investment is no less than 50 million US Dollars, the term of the agreement shall be 10 years, or if the investment is over 100 million US Dollars, the term of the agreement shall be 15 years, or if the investment over 300 million US Dollars, the term of the agreement shall be 30 years¹.

| Amount of investment | Term of agreement |
|------------------------|-------------------|
| 50 million US dollars | 10 years |
| 100 million US dollars | 15 years |
| 300 million US dollars | 30 years |

¹ These requirements are no longer applicable as from 3 October 2013, given that a new Investment Law has been introduced in 2013.

The exploration licence

An exploration licence shall be granted to a legal person, who is a taxpayer in Mongolia, duly formed and operating under laws of Mongolia. The size of exploration area shall not be less than 25 hectares and shall not exceed 400,000 hectares. There is no limit on the number of exploration licences a legal person may hold.

To ensure compliance with environmental protection, an exploration licence holder shall deposit funds equal to 50% of its environmental protection budget for that particular year in a special bank account set up by the Governor of the relevant soum or district.

The mining licence

Only exploration licence holders are entitled to apply for a mining licence in the exploration licenced area. The mining area must be within the boundaries set out by the exploration licenced area.

2. OBJECTIVES, APPROACH & METHODOLOGY OF THE ENGAGEMENT

We carried out the 2012 reconciliation exercise in line with ISRS (International Standards on Related Services), more precisely standard 4400, 'Engagements to perform agreed-upon procedures regarding financial information', as well as the IFAC Code of Ethics.

The reconciliation exercise does not aim:

- to carry out an audit or a limited examination of the oil and mining revenues. Consequently no assurance can be given with regards to the accuracy of the figures made available to us; nor
- to detect errors, illegal acts or other irregularities except those we met during the conduct of our work.

2.1 Objectives of the engagement

The objective of the engagement was to carry out a detailed reconciliation of payments made by relevant extractive companies to revenue data provided by government entities of Mongolia. Specifically, according to the Terms of Reference of our contract, the main tasks performed to achieve this objective included:

- an analysis and reconciliation of all material payments for the selected extractive companies holding mining licences, exploring licences or production agreements with material receipts of the Government from these companies for the fiscal year 2012; and
- preparation of a report showing on an aggregated and disaggregated basis of all company payments and government receipts, including breakdown by company, government entity, type of payment and aimag.

2.2 Approach & Methodology

2.2.1 Data collection and analysis

The first stage of our work consisted of an analysis of the reports received from extractive companies and government entities and the detection of any potential errors. Unfortunately the reporting from the extractive companies was limited to filling in of the reporting template only with total figures by tax for the year being reconciled and no detailed information was provided (cf. Section 8, Finding 8.1).

Extractive companies

Copies of the reporting templates from extractive companies were provided by the EITI Secretariat to the reconciler. These reports disclose total payments for 2012 by tax, fee, contribution, etc. However, there were no detailed schedules for each type of payment. The reporting templates also include a section where the companies were requested to provide contact details, information on licences, productions and sales. However not all companies had filled in that part of the report.

We contacted the 200 companies from our sample in order to fill in incomplete contact details such as focal point, address, phone number, email address. Official letters were sent electronically or hand delivered in order to obtain detailed information on declared amounts.

Government entities

As there are many reporting entities for government receipts, the reporting templates were collected and compiled by the Mongolian Tax Authority. We were provided with a spread sheet including total annual payments by tax received from extractive companies. The spread sheet included payments from 1,829 companies holding mining licences. As for companies' reporting, there were no detailed schedules for each payment stream for the government receipts.

We contacted relevant government entities such as the General Department of Taxation, Customs General Administration, Ministry of Environment and Green Development, Ministry of Labour, Mineral Resources Authority, State Specialized Inspection Agency, General Authority of Social Insurance, Petroleum Authority, and the Nuclear Energy Authority in order to obtain detailed information on declared amounts.

2.2.2 Materiality thresholds

The Mongolia EITI National Council decided during the meeting held on 24 June 2010 that payments made to the Government exceeding **MNT 10K** should be reported by extractive companies. During the meeting the National Council held on 28 November 2012, the members decided to retain in the scope of the 2012 reconciliation those companies making total payments to Government in excess of **MNT 40 million**. As a result, **200 companies** were selected for 2012 EITI report.

Unfortunately, there was no reference to the total extractive industry revenues in the country in order to assess whether the revenue streams which would be covered by the EITI report are significant compared to the total tax revenues from the sector (cf. Section 8, Finding 8.1).

2.2.3 Material deviations

The margin of error after adjustment of reconciling differences between the payments from extractive companies and incomes from government entities has been set by the reconcilers at **MNT 100K**. This margin of error serves as minimum threshold per tax for the analysis and adjustment of discrepancies in the reconciliation work. In other terms, only differences above MNT 100K per tax have been investigated.

2.2.4 Treatment of donations

The reporting template includes 2 groups of donations. One group was classified within Basic Payments and it is related to donations and assistance paid to government entities. The other group was classified under voluntary payments and it relates to donations and assistance paid to non-government entities.

The reconciliation work was carried out only on Basic Payments included in Section B of the reporting template (basic information). The voluntary payments and contributions included in Section C 'Voluntary Contributions' were recorded and disclosed unilaterally using data from companies' reporting templates.

The monetary and non-monetary donations under Section B were part of the reconciliation. We note that the reporting was poor in this section especially from the government side. In our view this was due to the fact that 'donations' were classified under Basic Payments. In addition, the donations include both monetary and non-monetary and it is obviously difficult for a recipient to evaluate non-monetary donations.

2.2.5 Declaration for companies not carrying out extractive activities

For companies holding mining or exploration licences and not carrying out extractive activities, we restricted their declarations to only specific payments relating to the extractive sector, mainly licence fee payments. All other payments were adjusted to zero. Companies falling within this category are detailed as follows:

| No. | Company |
|-----|---------------------------|
| 26 | Bilguuntrade LLC |
| 30 | Bridge Construction LLC |
| 81 | Max Impex LLC |
| 107 | Orchlion Construction LLC |
| 130 | Tavan Tolgoi Trans LLC |
| 150 | Hera Investment LLC |
| 199 | ESTO LLC |

2.2.6 Reconciliation work carried out

We carried out the reconciliation company by company and flow by flow on the basis of detailed information made available by the stakeholders in their supporting schedules.

All discrepancies exceeding the reconciliation threshold of MNT 100K were reported to the companies and government entities in order to obtain further supporting documents and explanations in order to proceed with the necessary adjustments. The discrepancies for which the supporting documents or explanations were not provided are presented as unreconciled discrepancies in this report.

The differences are detailed as:

- positive differences: when the total amount declared by an extractive company for a payment flow exceeds the total of the amount declared by the government entity for the same payment flow;
- negative differences: when the total amount declared by an extractive company for a payment flow is less the total amount declared by the government entity for the same payment flow; and
- net difference: the total of the negative and positive differences.

In order to facilitate data compilation and reporting on discrepancies identified, we developed a database in Microsoft Excel for each extractive company that sets out all payment streams declared on the reporting templates and the corresponding government receipts.

Using the reconciliation database above, we identified the necessary information required to reconcile discrepancies on an item by item basis for each extractive company.

If the reporting from government entities agrees with the taxpayers' reporting templates, the government figures were considered to be confirmed by the company's reporting. If not, the initial findings were classified by origin of discrepancy for better assessment of the necessary actions required to resolve them (request for clarification, request for additional supporting documentation, on-site visit, etc.).

Once the initial findings were identified, we contacted those reporting entities whose reports were inconsistent or incomplete. Inconsistencies occurred within reports of a single entity, or between a private sector company and the government. In the first instance, we contacted such entities by telephone and/or email, and requested additional explanations and/or documentation (detailed schedule, evidence, paying entity, etc.) to resolve our queries. We reviewed documentation subsequently supplied, and re-assessed the report for that entity to determine whether the inconsistency or incompleteness was resolved or adjusted.

All adjustments were made on the basis of confirmations from the extractive companies or the government entities or supported by documented evidence.

During our reconciliation work we tried to detect and examine all significant weaknesses and deficiencies that should be addressed in future exercises. All these weaknesses and deficiencies are detailed in Section 8 of our report.

2.2.7 Payment declarations – Reliability of data

In accordance with EITI Requirement No's 12 and 13, company and government reports should be based on accounts audited to international standards.

The local legislation stipulates that:

- extractive companies' financial statements should be prepared using accounting principles according to the International Accounting Standards (IAS)¹. In addition the financial statements should be prepared under IFRS (International Financial Reporting Standards)²;
- Government entities' financial statements should be prepared according to international standards (IPSAS)²;
- extractive companies having total assets for more than MNT 50 million should appoint an audit firm to certify the financial statements. The audit standards used by the audit firms should be in compliance with International Standards on Auditing (ISA).³; and
- Government entities and companies where the Mongolian government hold part of the capital share are subject to an annual audit carried out by the Mongolian National Audit Office. The latter should apply working and reporting standards in compliance with international standards⁴.

However, there were no specific instructions given to the different entities with regard to the reporting templates to be made for the EITI report. We noted that only one reporting template was certified by an external auditor (cf. Section 8, Finding 8.5).

In accordance with our ToR, we requested additional information on accounting and auditing procedures adopted by all extractive companies, a summary of which is set out in Annex 5 of this report.

2.2.8 Currency Payment Declaration

For payments declared in US Dollars by the extractive companies for which the equivalent in MNT was not individually identifiable and could not be confirmed, we applied the daily exchange rate as published on the site of the Bank of Mongolia ([http:// www.mongolbank.mn/](http://www.mongolbank.mn/)).

¹ Art. 4, Mongolian Accounting Law, December 2001.

² Art. 10, Mongolian Accounting Law, December 2001.

³ Art. 7, 8 & 9, Mongolian Audit Law, May 1997.

⁴ Art. 4 & 17, Law of Mongolia on State Audit, January 2003.

3. RECONCILIATION SCOPE

3.1 Extractive companies involved in the EITI reconciliation

During the meeting of National Council held on 28 November 2012, the members decided to retain in the scope of the 2012 reconciliation those companies making total payments to government for more than MNT 40 million. Consequently, 200 companies were selected for the 2012 EITI report. A detailed list of these companies is presented in Annex 2 of the report. We set out in the table below the number of companies per type of activity:

| Activity | Number of companies |
|------------------------------------|---------------------|
| Mineral Exploring | 54 |
| Mineral Extracting | 110 |
| Mineral Exploring and Extracting | 20 |
| Oil & Gas Exploring | 3 |
| Oil & Gas Extracting | 2 |
| Oil & Gas Exploring and Extracting | 4 |
| Other | 7 |
| Total | 200 |

We note that 7 of the 200 companies included in the reconciliation scope do not operate in the extractive sector despite holding mining licences. We set out in the table below details of these 7 companies:

| No. | Company | Registration number | Minerals - Products - Other activities | Location | |
|-----|--------------------------|---------------------|--|---------------|------------------|
| | | | | Aimags - City | Soums - District |
| 26 | Bilguuntrade LLC | 2088967 | Construction (Gravel) | Ulaanbaatar | Bayangol |
| 30 | Bridge Construction LLC | 2593009 | Construction, Foreign trade (Gravel) | Ulaanbaatar | bayanzurkh |
| 81 | Max Impex LLC | 2057573 | Sales, Gold silver licence | Ulaanbaatar | Sukhbaatar |
| 107 | Orchlon Construction LLC | 2747804 | Construction | Ulaanbaatar | Sukhbaatar |
| 130 | Tavan Tolgoi Trans LLC | 5000505 | Transportation | Ulaanbaatar | Khan-Uul |
| 150 | Hera Investment LLC | 2787687 | Foreign and domestic trade, Investment | Ulaanbaatar | Bayangol |
| 199 | ESTO LLC | 2861224 | Construction (Gravel) | Ulaanbaatar | Sukhbaatar |

When a company holds a mining licence, it does not systematically mean that it is engaged in extractive activities. As a result, a thorough analysis of these companies' activities should be made before their inclusion in the scope of the reconciliation.

3.2 Government entities involved in the EITI reconciliation

As the number of government entities involved in the collection of revenues is very large, there is no complete list of government entities receiving payments from extractive companies. The reporting templates were collected and compiled by the Mongolian Tax Authority. The reconcilers were provided with a spread sheet including total annual payments by tax received from extractive companies and did not therefore contact government entities for collecting the reporting template.

We nevertheless contacted the following government entities during the reconciliation work:

| No. | Government entity | No. | Government entity |
|-----|--|-----|------------------------------|
| 1 | Mongolia EITI Secretariat | 31 | Tax Office in Khovd aimag |
| 2 | Mongolian Tax Authority | 32 | Tax Office in Khentii aimag |
| 3 | Mongolian Customs General Administration | 33 | Tax Office in Dundgobi aimag |

| No. | Government entity | No. | Government entity |
|-----|---|-----|---|
| 4 | Ministry of Environment and Green development | 34 | Tax Office in Umnugobi aimag |
| 5 | Ministry of Labour | 35 | Tax Office in Uvurkhangai aimag |
| 6 | Mineral Resources Authority of Mongolia | 36 | Tax Office in Uvs aimag |
| 7 | State Specialized Inspection Agency | 37 | Governor's Office of Gobi-Altai aimag |
| 8 | General Authority of Social insurance | 38 | Governor's Office of Gobisumber aimag |
| 9 | Petroleum Authority of Mongolia | 39 | Governor's Office of Arkhangai aimag |
| 10 | Nuclear Energy Authority | 40 | Governor's Office of Bayankhongor aimag |
| 11 | Tax Office in Arkhangai aimag | 41 | Governor's Office of Bulgan aimag |
| 12 | Tax Office in Gobisumber aimag | 42 | Governor's Office of Darkhan-Uul aimag |
| 13 | Tax Office in Tuv aimag | 43 | Governor's Office of Dornogobi aimag |
| 14 | Tax Office in Sukhbaatar aimag | 44 | Governor's Office of Dornod aimag |
| 15 | Tax Office in Selenge aimag | 45 | Governor's Office of Khentii aimag |
| 16 | Tax Office of Chingeltei district | 46 | Governor's Office of Khovd aimag |
| 17 | Tax Office in Orkhon aimag | 47 | Governor's Office of Nalaikh district |
| 18 | Tax Office of Bayankhongor aimag | 48 | Governor's Office of Sukhbaatar aimag |
| 19 | Tax Office of Bayangol district | 49 | Governor's Office of Umnugobi aimag |
| 20 | Tax Office of Bayanzurkh district | 50 | Governor's Office of Uvurkhangai aimag |
| 21 | Tax Office of Sukhbaatar district | 51 | Governor's Office of Khuvsgul aimag |
| 22 | Tax Office of Nalaikh district | 52 | Land office of Bayanzurkh district |
| 23 | Tax Office of Niislel | 53 | Social insurance office of Bayangol district |
| 24 | Tax Office of Songino khairkhan district | 54 | Social insurance office of Sukhbaatar district |
| 25 | Tax Office of Khan-uul district | 55 | authority of Land administration in UB |
| 26 | Tax Office of Bulgan aimag | 56 | Labour and Social Welfare Office of Songinokhairkhan district |
| 27 | Tax Office in Gobi-Altai aimag | 57 | Science and Technology University |
| 28 | Tax Office in Darkhan-Uul aimag | 58 | Ministry of Health |
| 29 | Tax Office in Dornogobi aimag | 59 | Health Authority of Ulaanbaatar |
| 30 | Tax Office in Dornod aimag | 60 | Investment Department Of Capital City |

3.3 Payment flows included in the EITI reconciliation

All payment flows selected in the reconciliation scope are among the 47 as presented in Section 3.3.1 below for Basic Payments. The reconciliation scope also included other types of payments and contributions which are presented in Section 3.3.2 below for Voluntary Contributions which were not reconciled but reported as unilateral company disclosures.

3.3.1 Basic Payments

We present in the table below all payments and their definitions included in the different reporting templates under Basic Payments:

| Ref. | Payment stream | Description |
|--|----------------------|--|
| A- Basic Payments | | |
| 1. Taxation, payment, fee and dividend paid to State Budget | | |
| 1.1.1 | Corporate income tax | Corporate income tax is governed by the Economic Entity Income Tax Law of Mongolia and is calculated based on total profits or revenues made by companies and other designated legal entities. Corporate income tax rate is charged at progressive rates and ranges from 10%-25%. 10% is applicable to the first annual income of MNT 3 billion and any amount over and above are subject to 25% Corporate Income Tax. |

| Ref. | Payment stream | Description |
|--------|--|---|
| 1.1.2 | Customs tax | A flat customs tariff of 5% applies in respect of most goods imported into Mongolia, except for Information Technology, medical equipment and pure bred livestock, which are zero rated. Certain equipment imported by small and medium size enterprises, are exempt from customs tariff. Export duties apply to certain exported goods such as waste iron, aluminium, copper, brass and indented cashmere. |
| 1.1.3 | Value Added Tax (VAT) | VAT at the rate of 10% is imposed on the supply of taxable goods and services in Mongolia, and on imports into Mongolia. |
| 1.1.4 | Excise tax on vehicle fuel and oil materials | Excise tax is levied on goods manufactured in or imported into Mongolia such as tobacco, alcohol, gasoline and diesel fuel and passenger vehicles. |
| 1.1.5 | Tax on petrol and diesel fuel | Tax on petrol and diesel fuel is levied on all types of gasoline and diesel fuel produced on the territory of Mongolia or/and imported by commercial entities and organizations of all forms of ownership as well as citizens of Mongolia, foreign citizens and persons without citizenship. |
| 1.2.1 | Fee and extra charges for exploitation of mineral resources | Royalties paid by a mining licence holder to the treasuries of the central and local administrative bodies on the sales value of all products extracted from the mining claim that are sold, shipped for sale, or used. |
| 1.2.2 | Licence fee for exploitation and exploration of mineral resources | An exploration licence fee is paid by the licence holder for each hectare within the exploration area at the rates specifically defined by the Minerals Law of Mongolia. AN exploitation licence fee is paid by licence holders for each hectare within the mining area at the rates defined by the Minerals Law of Mongolia. |
| 1.2.3 | Payment for deposit, exploration of which was carried out by the Government | Reimbursement paid to government for the deposit which was explored by the State Budget for determining deposit resource. |
| 1.2.4 | Workplace payment of foreign specialist and labour force (State Budget) | Payment imposed on the legal entities and individuals operating in the territory of Mongolia since they provided a workplace and revenue to foreign citizens. |
| 1.2.5 | Bonus after signing Production Sharing Agreement / only year of contract | Unrecoverable bonus paid to the State Property Committee after signing Production Sharing Agreement. |
| 1.2.6 | Bonus for commencement of production in according to Production Sharing Agreement | Bonus for commencement of production proposed by a contractor is payable to Government of Mongolia. |
| 1.2.7 | Bonus for training in according to Production Sharing Agreement | Bonus for training proposed by a contractor is payable to Government of Mongolia. |
| 1.2.8 | Field deposit according to (area pledge under the Production Sharing Agreement) | Area pledge proposed by a contractor is payable to Government of Mongolia depending on area of the mine. |
| 1.2.9 | Administration and service charges in accordance with Production Sharing Agreement | Administration and service charges proposed by a contractor is payable to Government of Mongolia. |
| 1.2.10 | Fee for supporting field office in according to Production Sharing Agreement | Fee for supporting field office proposed by a contractor payable to Government of Mongolia. |
| 1.2.11 | Fee for air pollution | A duty of 1 Mongolian Tugrik (MNT) is imposed on each kg of coal being extracted by factories. |

| Ref. | Payment stream | Description |
|--|---|---|
| 1.2.12 | Social and health insurance charges paid from entity | Citizens of Mongolia, foreign citizens and stateless persons employed on contractual basis by economic entities, organizations, government servants, religious or other organizations and foreign economic entities carrying out activities in Mongolia are subject to compulsory insurance such as: pension insurance, benefit insurance, health insurance, industrial accident and occupational disease insurance and unemployment insurance. |
| 1.3.1 | Customs service fee | A service fee paid by a declarant for Customs clearance approved by the Customs Central Body. The amount of service fee for customs clearance is consistent with the cost incurred in delivery of service and collected by the state revenue. |
| 1.4.1 | Dividend on State Property | Dividend paid by the state enterprises to State Property Committee. |
| 1.5.1 | Advance payments paid to GoM | Advance payments paid to GoM. |
| 1.5.2 | Income to GoM according to Law on Nuclear Energy | Where radioactive minerals deposit reserves are found thanks to State funding, the latter will be entitled to not less than 51% of the shareholdings free of charge. In case the radioactive minerals deposit reserves are found without State funding and registered at the State Integrated Registry, the State will own not less than 34% of the shareholdings of the entity free of charge. |
| 1.5.3 | Petroleum income per Government according to Production Sharing Agreement | Government share of petroleum sales revenue. |
| 1.5.4 | Of which: Royalty | Royalties paid by a mining licence holder to the treasuries of central and local administrative bodies on the sales value of all products extracted from the mining claim that are sold, shipped for sale, or used. |
| 1.6.1 | Penalty (State Budget) | Penalty and undue loss imposed on wrongdoings discovered after inspections by State Departments such as General Tax Office, Specialised Inspection Organisation, and State Social Insurance Office. |
| 1.6.2 | Compensation (State Budget) | Compensation imposed on wrongdoings following inspections by state organizations such as General Tax Office, Specialised Inspection Organization, and State Social Insurance Office. |
| 1.6.3 | Windfall tax | Income tax imposed on additional income due to price increase of some products and concentrating it in special funds. |
| 1.6.4 | Other (State Budget) | Other types of payments and fee excluding the above mentioned payments, taxes, penalties to be paid into capital budget in accordance with the budget law of Mongolia. |
| 2. Taxation, payment, fee and dividend paid to Local budget | | |
| 2.1.1 | Real estate tax | Immovable property tax is levied at 0.6% - 1 % of immovable property value depending on the size, location and market demand etc. |
| 2.1.2 | Tax on vehicles and self-moving mechanisms | Tax imposed on transport facilities and vehicles of a citizen, economic entity and organisation, which have transport facilities and vehicles in the territory of Mongolia. |
| 2.2.1 | Land fee | Fee paid by citizens, business entities and organisations for holding and/or using state-owned land. |

| Ref. | Payment stream | Description |
|--|---|--|
| 2.2.2 | Fee for water use | A fee is imposed for the use of water, mineral water and riparian zones for (i) potable water and water used for household needs, production and service purposes; (ii) mineral water used for medical treatment, health, heating, production and service purposes; (iii) riparian zones used for production and service purposes including energy, transportation, breeding and/or raising water flora and fauna and (iv) mineral water used for mining industry. |
| 2.2.3 | Fee for wide spread use of mineral resources | Fee for use of wide spread mineral resources paid by a mining licence holder based on value of wide spread mineral resources sold or transported for sale or utilised. |
| 2.2.4 | Workplace payment of foreign specialist and labour force (Local Budget) | Payment imposed on the legal entities and individuals operated in the territory of Mongolia since they provided a workplace and revenue to foreign citizen. |
| 2.2.5 | Received assistance in according to Production Sharing Agreement | Assistance provided from Petroleum companies to the Mongolian Government according to the Production Sharing Agreement. |
| 2.4.1 | Dividend on Local State Property | Dividend paid by the state enterprises to Local State Property in where the legal entity is operating |
| 2.5.1 | Penalty (Local Budget) | Penalty and undue loss imposed on wrongdoings following inspections by local state organisations such as local tax authorities, specialised inspection organization, social insurance department. |
| 2.5.2 | Compensation (Local Budget) | Compensation imposed on wrongdoings following inspections by local state organisations such as local tax authorities, specialised inspection organization, social insurance department. |
| 2.5.3 | Contribution at rate of 50% to environment protection budget to a special account | Deposit funds equal to 50% of environmental protection budget of exploration licence holders for that particular year in a special bank account established by the Governor of the relevant soum or district. |
| 2.5.4 | Other (Local Budget) | Other types of payments and fees excluding taxation, payment, fee and dividend 2.1.1 - 2.5.3 to be paid into aimag budget in accordance with Budget law of Mongolia. |
| 3. Donation and assistance paid to state entities | | |
| 3.1 | Monetary donation and assistance received by Ministries and Agencies | Cash donation and assistance paid by extractive companies to ministries and agencies. |
| 3.2 | Non-monetary donation and assistance received by Ministries and Agencies | Non-cash donation and assistance given by extractive companies to ministries and agencies. |
| 3.3 | Monetary donation and assistance paid to aimags and capital city | Cash donation and assistance paid by extractive companies to aimag and city governors. |
| 3.4 | Non-monetary donation and assistance paid to aimags and capital city | Non-cash donation and assistance given by extractive companies to aimag and city governors. |
| 3.5 | Monetary donation and assistance paid to soums and districts | Cash Donation and assistance paid by extractive companies to soum and district governors. |
| 3.6 | Non-monetary donation and assistance paid to soums and districts | Non-cash donation and assistance given by extractive companies to soum and district governors. |
| 3.7 | Monetary donation and assistance paid to other entities | Cash donation and assistance paid by extractive companies to other entities such as city and district social insurance department, city and district tax departments, Border Defence Force of Mongolia. |

| Ref. | Payment stream | Description |
|------|---|--|
| 3.8 | Non-monetary donation and assistance paid to other entities | Non-cash donation and assistance given by extractive companies to other entities such as city and district social insurance department, city and district tax departments, Border Defence Force of Mongolia. |

With regards to the revenue streams selected for the 2012 reconciliation, we recommend that the payments and contributions should be restructured for a better understanding of EITI Reports. Some of the revenues such as donations are classified under Basic Payments. Donations are de facto optional payments and cannot therefore be considered as basic. They should be classified under voluntary contributions.

We were required to reconcile non-monetary donations and assistance made by extractive companies to government entities (ministries, agencies, aimags and soums, and other entities). Companies provided a wide variety of non-monetary donations to central and local authorities (equipment, festivals, meetings, etc.). Without a clear definition of what should be reported under this category, extractive companies may include contributions that are not considered as actual revenue to the state. This situation would lead to an overstatement of government revenues from the sector.

3.3.2 Voluntary contributions

The extractive companies were requested to report other types of payments under the voluntary contributions category in the reporting template (Cf. point 3.3.2 of the report). These figures are reported as unilateral company disclosures and have not been reconciled. These payments are detailed as follows:

| Ref. | Payment / Contribution | Description |
|------------------------------------|---|---|
| B- Voluntary contributions | | |
| 4. Fees and service charges | | |
| 4.1 | Stamp fee received in local budget | Stamp fee to be paid in accordance with Article 23.8.3 and 23.4.9 of Budget Law of Mongolia and Article 5 of Law on State Stamp Fee. |
| 4.2 | Service fee received in local administrative organizations | Service fee to be paid by extractive companies to local governors. For instance, service fee for providing official information. |
| 4.3 | Licence fee for exploitation natural resources except mineral resources | Licence fee for exploring natural resources except mineral resources according to Article 7.4.7 of Tax Law of Mongolia. |
| 4.4 | Stamp fee paid to ministries and state organizations | Stamp fee paid to state entities such as State Registration Office, Road Police Office, Foreign Investment Agency for registration fee, special licence or informational reference. |
| 4.5 | Service fee paid to ministries and state organizations | Service fee paid to state entities such as Mineral Resource Agency, Agency for Standardization and Meteorology, Office of Social Welfare for services. |
| 4.6 | Service fee for foreign experts and workers | Service fee for foreign work forces paid to the Labour Exchange Central Office. |
| 4.7 | Stamp fee on licensing of construction, modification, renovation, decommissioning of nuclear equipment | Stamp fee of MNT 100,000,000 paid for obtaining an approval on exploitation of radioactive minerals and nuclear energy. |
| 4.8 | Stamp fee on licensing possession, utilization, sale, import, export, transport of nuclear substance, dumping treatment after utilization | Stamp fee of MNT 80,000,000 paid for obtaining an approval on exploitation of radioactive minerals and nuclear energy. |

| Ref. | Payment / Contribution | Description |
|-----------------------------------|--|---|
| 4.9 | Stamp fee for licensing import, export, transport of nuclear minerals, dumping and reclamation of nature after utilization | Stamp fee of MNT 250,000,000 paid for obtaining an approval on exploitation of radioactive minerals and nuclear energy. |
| 4.10 | Stamp fee for licensing possess, utilization, sale, montage, place, rent, produce, decommission, demontage, store, transport, import, export of nuclear generator, dump treatment, deactivate and other related activities, and revenues | Stamp fee paid for obtaining approval of exploitation of radiation generator and X-ray equipment. |
| 5. Payment | | |
| 5.1 | Fee for forestry use and fire wood | Fee paid by Mongolian and foreign citizens for lumbering and exploiting consumable trees and fire wood from the Forest Fund of Mongolia. |
| 6. Other expenses | | |
| 6.1 | Taxes exempted and discounted according to agreements, particular conditions | Tax exemptions and rebates according to international agreement or order of Government of Mongolia. |
| 6.2 | Investment expense | |
| 6.3 | Staff training and expense incurred for strengthening capacity | Expenses incurred for staff training and capacity building. |
| 6.4 | Geological and exploration expense | Expenses incurred for operating exploration (Social insurance for exploration staff, fuel expense etc.) |
| 6.5 | Expense for environment protection | Expenses incurred for environment protection |
| 6.6 | Expense for protecting disaster | Expenses incurred for disaster preparedness such as earthquakes, fire and flood according to Article 27 of Law on Disaster Protection. |
| 7. Donation and assistance | | |
| 7.1 | Monetary donation and assistance received by non-governmental organization | Cash donations and assistance provided by extractive companies to non-government organization. |
| 7.2 | Non-monetary donation and assistance received by non-governmental organization | Non-cash donations and assistance (such as materials, assets, workshop and seminars) provided by Extractive companies to non-government organization. |
| 7.3 | Monetary donation and assistance received by other entities | Cash donations and assistance provided by extractive companies to other entities. |
| 7.4 | Non-monetary donation and assistance received by other entities | Non-cash donations and assistance (such as materials, assets, workshop and seminars) provided by Extractive companies to other entities. |
| 7.5 | Monetary donation and assistance received by individuals | Cash donations and assistance provided by extractive companies to individuals. |
| 7.6 | Non-monetary donation and assistance received by individuals | Non-cash donations and assistance (such as materials, assets, workshop and seminars) provided by extractive companies to individuals. |

Several fees such as stamp fees, service fees and licence fees were classified as voluntary payments. These payments are mandatory and are stipulated in several laws in Mongolia. The misclassification of these payments could mislead reporting entities when filling in their templates. We understand that these types of payments are difficult to reconcile and for that reason MSWG decided not to reconcile them. However, we believe that a better structure and classification in the reporting templates would avoid misunderstandings by reporting entities (Cf. Section 8; Finding 8.1).

3.4 Reporting templates

The EITI Secretariat used 7 templates in total to collect data from reporting entities involved in the reconciliation exercise, three (3) templates for payments from extractive companies and four (4) templates for receipts, production and sales from government entities. All templates were approved by Joint Order No. 1/3/1 of the Chairman of National Statistical Committee and the Minister of Finance dated 3 January 2013. These templates are listed below:

- Report of minerals extracting companies;
- Report of minerals exploring companies;
- Report of petroleum exploring or extracting companies;
- Report on taxes and fees collected in local budget from minerals and petroleum extracting and exploring company (for aimag's and capital city's government offices);
- Report on taxes and fees collected in state budget from minerals and petroleum extracting and exploring company (for sectorial ministries and agencies);
- Reports on taxes, fees and expenditures collected in state and local budget from minerals and petroleum extracting and exploring companies (for Mongolian Tax Administration); and
- Production and sales report of minerals and petroleum exploring and extracting companies (for Mineral Resources Authority).

All reporting templates (for companies and government) include 3 sections:

- Section A – Contact address: where reporting entities were required to provide registration number, company name, location, etc.
- Section B – Basic information: where reporting entities were asked to provide details on:
 - Exploration and exploitation licence information;
 - Production, sales, pilot extraction;
 - Taxes, payments, fees and dividends paid to state budget;
 - Taxes, payments, fees and dividends paid to local budget;
 - Other payments and expenditure (including costs disbursed for environment protection and monetary/non-monetary donations to Government organisations.).
- Section C – Voluntary information: This section includes several types of payments, fees, contributions and donations which should be paid by extractive companies on a voluntary basis.

4. RECONCILIATION RESULTS

We present below detailed results of our reconciliation exercise, as well as differences noted between amounts paid by extractive companies and amounts received by government entities. We have highlighted the amounts initially reported and the adjustments made following our reconciliation work, as well as the final amounts and unreconciled differences.

4.1 Reconciliation by extractive Company

The tables below summarises the differences between the payments reported by extractive companies and receipts reported by the various government entities. However, these tables include only Basic Payment flows. Voluntary payments are disclosed unilaterally in Section 4.4 of the report.

The tables include consolidated figures based on the reporting templates prepared by every extractive company and government entity, the adjustments made by us following our reconciliation work, and the residual, unreconciled differences. In order to keep the report size reasonable, detailed reconciliation reports for each company are included in a separate document for analysis purpose.

Amounts in K MNT

| No. | Company | Templates originally lodged | | | Adjustments | | | Final amounts | | |
|-----|-----------------------------|-----------------------------|------------|------------|-------------|-----------|-------------|---------------|------------|------------|
| | | Company | Govt | Difference | Company | Govt | Difference | Company | Govt | Difference |
| 1 | Avdar Bayan LLC | 96,702 | 180,871 | (84,169) | (15,461) | (99,630) | 84,169 | 81,241 | 81,241 | - |
| 2 | AGM Mining LLC | 238,518 | 307,972 | (69,454) | 21,454 | - | 21,454 | 259,972 | 307,972 | (48,000) |
| 3 | Adamas Mining LLC | 111,424 | 107,453 | 3,971 | (3,971) | - | (3,971) | 107,453 | 107,453 | - |
| 4 | Adil-Och LLC | 193,949 | 190,268 | 3,681 | 497 | 4,243 | (3,746) | 194,446 | 194,511 | (65) |
| 5 | Aduunchuluun JSC | 818,779 | 842,816 | (24,037) | 45,203 | 21,163 | 24,040 | 863,982 | 863,979 | 3 |
| 6 | Asiagold Mongolia LLC | 229,787 | 220,107 | 9,680 | (1,924) | 2,750 | (4,674) | 227,863 | 222,857 | 5,006 |
| 7 | Altain Khuder LLC | 22,319,474 | 22,818,778 | (499,304) | 434,667 | (390,705) | 825,372 | 22,754,141 | 22,428,073 | 326,068 |
| 8 | Altan Dornod Mongol LLC | 10,125,693 | 8,477,396 | 1,648,297 | (363,126) | 1,285,171 | (1,648,297) | 9,762,567 | 9,762,567 | - |
| 9 | Altanrio Mongolia LLC | 269,112 | 342,609 | (73,497) | (9,436) | (82,775) | 73,339 | 259,676 | 259,834 | (158) |
| 10 | And Survey LLC | 84,745 | 131,892 | (47,147) | 47,063 | (30) | 47,093 | 131,808 | 131,862 | (54) |
| 11 | Andiin Ilch LLC | 2,557,175 | 2,555,722 | 1,453 | 4,915 | 4,450 | 465 | 2,562,090 | 2,560,172 | 1,918 |
| 12 | Anian Resources LLC | 139,533 | 133,772 | 5,761 | 483 | 394 | 89 | 140,016 | 134,166 | 5,850 |
| 13 | Ankhai-International LLC | 3,083,876 | 2,991,611 | 92,265 | (33,827) | 44,815 | (78,642) | 3,050,049 | 3,036,426 | 13,623 |
| 14 | AUM LLC | 1,993,913 | 1,784,822 | 209,091 | 8,532 | 219,213 | (210,681) | 2,002,445 | 2,004,035 | (1,590) |
| 15 | Baganuur JSC | 7,973,258 | 8,439,429 | (466,171) | 457,144 | (8,959) | 466,103 | 8,430,402 | 8,430,470 | (68) |
| 16 | Badmaarag Khash LLC | 372,351 | 277,039 | 95,312 | 36,188 | 131,500 | (95,312) | 408,539 | 408,539 | - |
| 17 | Batu Mining Mongolia LLC | 314,152 | 196,673 | 117,479 | (103,479) | 1,950 | (105,429) | 210,673 | 198,623 | 12,050 |
| 18 | Bayalag Ord LLC | 213,601 | 157,247 | 56,354 | (146) | 1,265 | (1,411) | 213,455 | 158,512 | 54,943 |
| 19 | Bayan-Erch LLC | 2,015,729 | 1,804,743 | 210,986 | 159,666 | 370,749 | (211,083) | 2,175,395 | 2,175,492 | (97) |
| 20 | Bayan Airag Exploration LLC | 2,335,089 | 2,505,763 | (170,674) | 39,949 | (30,340) | 70,289 | 2,375,038 | 2,475,423 | (100,385) |
| 21 | Bayantegsh Impex LLC | 140,974 | 122,254 | 18,720 | 5,649 | 20,691 | (15,042) | 146,623 | 142,945 | 3,678 |
| 22 | Bayanteeg JSC | 295,541 | 205,385 | 90,156 | (33,528) | 56,628 | (90,156) | 262,013 | 262,013 | - |
| 23 | BDBL LLC | 153,559 | 126,509 | 27,050 | 871 | (1,861) | 2,732 | 154,430 | 124,648 | 29,782 |

| No. | Company | Templates originally lodged | | | Adjustments | | | Final amounts | | |
|-----|--------------------------------|-----------------------------|------------|-------------|-------------|-----------|-------------|---------------|------------|------------|
| | | Company | Govt | Difference | Company | Govt | Difference | Company | Govt | Difference |
| 24 | BCMM LLC | 127,857 | 129,813 | (1,956) | (685) | (210) | (475) | 127,172 | 129,603 | (2,431) |
| 25 | BHM LLC | 239,611 | 187,397 | 52,214 | 95,187 | 135,493 | (40,306) | 334,798 | 322,890 | 11,908 |
| 26 | Bilguuntrade LLC | 225,623 | 242,496 | (16,873) | (225,078) | (241,951) | 16,873 | 545 | 545 | - |
| 27 | Blake Mount Mining LLC | 90,743 | 166,787 | (76,044) | - | (77,735) | 77,735 | 90,743 | 89,052 | 1,691 |
| 28 | Bold Tumur Eruu Gol LLC | 39,410,040 | 37,732,941 | 1,677,099 | (1,491,681) | 175,522 | (1,667,203) | 37,918,359 | 37,908,463 | 9,896 |
| 29 | Boroo Gold LLC | 30,058,464 | 27,599,659 | 2,458,805 | 3,611,258 | 5,879,130 | (2,267,872) | 33,669,722 | 33,478,789 | 190,933 |
| 30 | Bridge Construction LLC | 285,078 | 295,302 | (10,224) | (284,158) | (294,382) | 10,224 | 920 | 920 | - |
| 31 | Broad LLC | 254,313 | 252,279 | 2,034 | - | 2,034 | (2,034) | 254,313 | 254,313 | - |
| 32 | Bud Undram LLC | 184,334 | 167,852 | 16,482 | 4,468 | 20,950 | (16,482) | 188,802 | 188,802 | - |
| 33 | Bulgan Gangat LLC | 621,931 | 681,091 | (59,160) | 59,573 | 500 | 59,073 | 681,504 | 681,591 | (87) |
| 34 | Bumbat Resources LLC | 77,369 | 98,324 | (20,955) | 21,605 | 650 | 20,955 | 98,974 | 98,974 | - |
| 35 | Bumbat LLC | 1,921,378 | 1,945,438 | (24,060) | 147,420 | 123,360 | 24,060 | 2,068,798 | 2,068,798 | - |
| 36 | Berkh-Uul LLC | 171,523 | 101,493 | 70,030 | 53,837 | 123,867 | (70,030) | 225,360 | 225,360 | - |
| 37 | Berkh Resources LLC | 358,821 | 304,177 | 54,644 | (14,645) | 4,882 | (19,527) | 344,176 | 309,059 | 35,117 |
| 38 | Beren Group LLC | 306,883 | 557,572 | (250,689) | 97,343 | (153,219) | 250,562 | 404,226 | 404,353 | (127) |
| 39 | Beren Mining LLC | 316,073 | 306,071 | 10,002 | 42,356 | 54,888 | (12,532) | 358,429 | 360,959 | (2,530) |
| 40 | Vantage LLC | 187,620 | 185,681 | 1,939 | 326 | 2,300 | (1,974) | 187,946 | 187,981 | (35) |
| 41 | Voyager Gold LLC | 109,609 | 109,399 | 210 | - | - | - | 109,609 | 109,399 | 210 |
| 42 | Galaxy Mining Mongolia | 891,147 | 449,844 | 441,303 | (435,803) | 5,500 | (441,303) | 455,344 | 455,344 | - |
| 43 | Gan-Iich LLC | 175,549 | 185,110 | (9,561) | 14,004 | 3,906 | 10,098 | 189,553 | 189,016 | 537 |
| 44 | Gatsuurt LLC | 1,823,087 | 1,627,793 | 195,294 | (389,650) | (194,356) | (195,294) | 1,433,437 | 1,433,437 | - |
| 45 | GBNB LLC | 1,012,252 | 1,012,258 | (6) | 2,006 | 2,000 | 6 | 1,014,258 | 1,014,258 | - |
| 46 | Geosan LLC | 635,214 | 688,866 | (53,652) | 54,755 | (236) | 54,991 | 689,969 | 688,630 | 1,339 |
| 47 | Gobi Coal and Energy LLC | 904,989 | 916,566 | (11,577) | 67,782 | 53,655 | 14,127 | 972,771 | 970,221 | 2,550 |
| 48 | Gobi Exploration LLC | 463,463 | 168,500 | 294,963 | 60,260 | 355,223 | (294,963) | 523,723 | 523,723 | - |
| 49 | Gobi Energy Partners LLC | 937,364 | 805,330 | 132,034 | (40,904) | 90,130 | (131,034) | 896,460 | 895,460 | 1,000 |
| 50 | Golden Cross LLC | 451,746 | 443,894 | 7,852 | (6,052) | 1,600 | (7,652) | 445,694 | 445,494 | 200 |
| 51 | Golden Sea Petroleum LLC | 809,783 | 1,196,923 | (387,140) | 499,751 | (2,311) | 502,062 | 1,309,534 | 1,194,612 | 114,922 |
| 52 | Grand Montana Mining LLC | 103,170 | 95,973 | 7,197 | (6,697) | - | (6,697) | 96,473 | 95,973 | 500 |
| 53 | Gurvan Tukhum LLC | 334,068 | 375,026 | (40,958) | 40,338 | (620) | 40,958 | 374,406 | 374,406 | - |
| 54 | Darkhan Bor Khujir LLC | 281,398 | 82,012 | 199,386 | - | - | - | 281,398 | 82,012 | 199,386 |
| 55 | Darkhan Tumurlugin Uildver JSC | 11,313,635 | 13,381,817 | (2,068,182) | 1,967,593 | (100,589) | 2,068,182 | 13,281,228 | 13,281,228 | - |
| 56 | Darkhan Shar Burd LLC | 407 | 11,559 | (11,152) | 11,152 | - | 11,152 | 11,559 | 11,559 | - |
| 57 | Datsan Trade LLC | 546,492 | 491,507 | 54,985 | (1,863) | 52,922 | (54,785) | 544,629 | 544,429 | 200 |
| 58 | Dongsheng Petroleum LLC | - | 633,174 | (633,174) | - | - | - | - | 633,174 | (633,174) |
| 59 | Duchin Delgerekh LLC | 287,578 | 288,961 | (1,383) | 1,243 | - | 1,243 | 288,821 | 288,961 | (140) |
| 60 | Dun Yuan LLC | 551,451 | 351,645 | 199,806 | 11,902 | 211,701 | (199,799) | 563,353 | 563,346 | 7 |
| 61 | Dun-Erdene LLC | 120,188 | 130,761 | (10,573) | 14,580 | - | 14,580 | 134,768 | 130,761 | 4,007 |
| 62 | DUN LI LLC | 137,512 | 140,581 | (3,069) | 3,034 | (86) | 3,120 | 140,546 | 140,495 | 51 |

| No. | Company | Templates originally lodged | | | Adjustments | | | Final amounts | | |
|-----|----------------------------|-----------------------------|------------|-------------|-------------|-------------|-------------|---------------|------------|------------|
| | | Company | Govt | Difference | Company | Govt | Difference | Company | Govt | Difference |
| 63 | Jado Zambala LLC | 173,914 | 173,514 | 400 | (400) | - | (400) | 173,514 | 173,514 | - |
| 64 | Jinghua Ord LLC | 518,835 | 823,500 | (304,665) | 308,396 | 75 | 308,321 | 827,231 | 823,575 | 3,656 |
| 65 | Jotoin Bajuuna LLC | 224,279 | 202,333 | 21,946 | (21,896) | - | (21,896) | 202,383 | 202,333 | 50 |
| 66 | Jun Yuan LLC | 989,672 | 206,704 | 782,968 | (702,772) | 36,774 | (739,546) | 286,900 | 243,478 | 43,422 |
| 67 | Zanadu Copper Mongolia LLC | 68,251 | 67,421 | 830 | (100) | 730 | (830) | 68,151 | 68,151 | - |
| 68 | Zaraya Holdings LLC | 374,960 | 365,505 | 9,455 | (955) | 1,000 | (1,955) | 374,005 | 366,505 | 7,500 |
| 69 | Zhu Yu E LLC | 786,748 | 1,112,550 | (325,802) | 368,260 | 38,277 | 329,983 | 1,155,008 | 1,150,827 | 4,181 |
| 70 | Zon Hen Yun Tian LLC | 690,054 | 686,709 | 3,345 | 1,207 | 4,552 | (3,345) | 691,261 | 691,261 | - |
| 71 | Zuun Naiman Suvraga LLC | 52,805 | 916,302 | (863,497) | 838,484 | (25,491) | 863,975 | 891,289 | 890,811 | 478 |
| 72 | Ing Hu LLC | 104,176 | 98,095 | 6,081 | (5,581) | - | (5,581) | 98,595 | 98,095 | 500 |
| 73 | Ikh Gobi Energy LLC | 1,878,725 | 653,866 | 1,224,859 | (1,219,053) | 2,325 | (1,221,378) | 659,672 | 656,191 | 3,481 |
| 74 | Ikh Tokhoirol LLC | 140,479 | 140,850 | (371) | 485 | - | 485 | 140,964 | 140,850 | 114 |
| 75 | Casiop Contact LLC | 408,240 | 424,770 | (16,530) | 19,453 | - | 19,453 | 427,693 | 424,770 | 2,923 |
| 76 | Catcorp Mongolia LLC | 724,139 | 573,674 | 150,465 | (131,699) | - | (131,699) | 592,440 | 573,674 | 18,766 |
| 77 | Kojegobi LLC | 2,489,946 | 2,332,463 | 157,483 | (7,942) | 148,583 | (156,525) | 2,482,004 | 2,481,046 | 958 |
| 78 | KVP LLC | 115,742 | 34,527 | 81,215 | 2,253 | 70,498 | (68,245) | 117,995 | 105,025 | 12,970 |
| 79 | Lutchuluu LLC | 3,541,859 | 3,395,880 | 145,979 | 129,437 | 265,837 | (136,400) | 3,671,296 | 3,661,717 | 9,579 |
| 80 | Magnai Trade LLC | 30,284,481 | 30,324,264 | (39,783) | (69,864) | (106,700) | 36,836 | 30,214,617 | 30,217,564 | (2,947) |
| 81 | Max Impex LLC | 957,417 | 2,664,394 | (1,706,977) | (953,220) | (2,660,397) | 1,707,177 | 4,197 | 3,997 | 200 |
| 82 | Mandal-Altai Group LLC | 112,012 | 126,123 | (14,111) | - | - | - | 112,012 | 126,123 | (14,111) |
| 83 | MARCO POLO LLC | 1,974,754 | 1,944,732 | 30,022 | (21,772) | - | (21,772) | 1,952,982 | 1,944,732 | 8,250 |
| 84 | Mon En Ko LLC | 5,282,672 | 4,425,482 | 857,190 | 23,494 | 910,301 | (886,807) | 5,306,166 | 5,335,783 | (29,617) |
| 85 | Mogol International LLC | 350,076 | 348,326 | 1,750 | - | - | - | 350,076 | 348,326 | 1,750 |
| 86 | Monvolfram LLC | 124,510 | 47,592 | 76,918 | (76,896) | - | (76,896) | 47,614 | 47,592 | 22 |
| 87 | Mongol Altai Resources LLC | 363,026 | 353,289 | 9,737 | - | - | - | 363,026 | 353,289 | 9,737 |
| 88 | Mongol Gazar LLC | 480,411 | 423,507 | 56,904 | - | 5,000 | (5,000) | 480,411 | 428,507 | 51,904 |
| 89 | Mongol Metal Mining LLC | 478,829 | 545,209 | (66,380) | 66,334 | - | 66,334 | 545,163 | 545,209 | (46) |
| 90 | Mongolbulgar Geo LLC | 403,131 | 359,975 | 43,156 | - | - | - | 403,131 | 359,975 | 43,156 |
| 91 | Mongolrustsvetmet LLC | 13,609,395 | 10,115,280 | 3,494,115 | (1,500,963) | 1,932,245 | (3,433,208) | 12,108,432 | 12,047,525 | 60,907 |
| 92 | Mongol Zvezh Metall LLC | 275,982 | 451,778 | (175,796) | 176,626 | 1,232 | 175,394 | 452,608 | 453,010 | (402) |
| 93 | Mongolyn Alt Mak LLC | 85,634,104 | 88,765,980 | (3,131,876) | 527,720 | (2,662,690) | 3,190,410 | 86,161,824 | 86,103,290 | 58,534 |
| 94 | Mondulaan Trade LLC | 1,069,161 | 4,557,591 | (3,488,430) | 3,427,142 | (85,250) | 3,512,392 | 4,496,303 | 4,472,341 | 23,962 |
| 95 | Monlaa LLC | 746,150 | 1,285,180 | (539,030) | 538,646 | - | 538,646 | 1,284,796 | 1,285,180 | (384) |
| 96 | Monpolimet LLC | 7,684,629 | 5,111,192 | 2,573,437 | (2,508,990) | 64,578 | (2,573,568) | 5,175,639 | 5,175,770 | (131) |
| 97 | Munkh Noyon Suvarga LLC | 1,455,278 | 1,401,433 | 53,845 | 5,883 | 47,351 | (41,468) | 1,461,161 | 1,448,784 | 12,377 |
| 98 | NABD LLC | 152,867 | 166,186 | (13,319) | - | (8) | 8 | 152,867 | 166,178 | (13,311) |
| 99 | Narantuul Trade LLC | 883,341 | 872,692 | 10,649 | - | - | - | 883,341 | 872,692 | 10,649 |
| 100 | NK LLC | 200,171 | 134,644 | 65,527 | (66,544) | - | (66,544) | 133,627 | 134,644 | (1,017) |
| 101 | Northwind LLC | 235,312 | 391,512 | (156,200) | 167,581 | 11,064 | 156,517 | 402,893 | 402,576 | 317 |

| No. | Company | Templates originally lodged | | | Adjustments | | | Final amounts | | |
|-----|---|-----------------------------|-------------|-------------|--------------|-------------|--------------|---------------|-------------|------------|
| | | Company | Govt | Difference | Company | Govt | Difference | Company | Govt | Difference |
| 102 | Odod Gold LLC | 580,479 | 795,846 | (215,367) | 79,440 | (161,288) | 240,728 | 659,919 | 634,558 | 25,361 |
| 103 | Olova LLC | 183,638 | 180,837 | 2,801 | 188 | (32) | 220 | 183,826 | 180,805 | 3,021 |
| 104 | Olon Ovoot Gold LLC | 4,198,883 | 4,144,830 | 54,053 | - | - | - | 4,198,883 | 4,144,830 | 54,053 |
| 105 | ONTRE LLC | 1,552,944 | 1,560,539 | (7,595) | 8,424 | - | 8,424 | 1,561,368 | 1,560,539 | 829 |
| 106 | Ord Talst LLC | 185,087 | 94,376 | 90,711 | (88,607) | 27 | (88,634) | 96,480 | 94,403 | 2,077 |
| 107 | Orchlou Construction LLC | 568,486 | 1,120,485 | (551,999) | (568,486) | (1,120,485) | 551,999 | - | - | - |
| 108 | Ochir Tuv LLC | 37,816 | 1,141,414 | (1,103,598) | 1,095,021 | 16,436 | 1,078,585 | 1,132,837 | 1,157,850 | (25,013) |
| 109 | Ochir-Undraa LLC | 3,150,933 | 3,209,794 | (58,861) | 35,984 | (22,877) | 58,861 | 3,186,917 | 3,186,917 | - |
| 110 | Oyu Tolgoi LLC | 232,531,558 | 195,656,025 | 36,875,533 | (30,563,642) | 6,262,221 | (36,825,863) | 201,967,916 | 201,918,246 | 49,670 |
| 111 | Urmun-Uul LLC | 1,332,881 | 1,276,609 | 56,272 | (35,198) | 21,111 | (56,309) | 1,297,683 | 1,297,720 | (37) |
| 112 | OGCHL LLC | 1,092,195 | 1,076,536 | 15,659 | (15,659) | - | (15,659) | 1,076,536 | 1,076,536 | - |
| 113 | Petro Matad LLC | 825,484 | 643,399 | 182,085 | (135,397) | 47,540 | (182,937) | 690,087 | 690,939 | (852) |
| 114 | Petro China Dachin Tamsag LLC | 105,656,807 | 104,932,888 | 723,919 | - | (68,806) | 68,806 | 105,656,807 | 104,864,082 | 792,725 |
| 115 | Poloresources - Peabody Winsway Resources | 1,190,080 | 768,043 | 422,037 | (397,231) | 24,806 | (422,037) | 792,849 | 792,849 | - |
| 116 | Reservoir Moly Mongolia LLC | 145,069 | 177,153 | (32,084) | 12,569 | (3,845) | 16,414 | 157,638 | 173,308 | (15,670) |
| 117 | Reo LLC | 383,848 | 260,267 | 123,581 | (141,752) | (1,153) | (140,599) | 242,096 | 259,114 | (17,018) |
| 118 | Redhill Mongolia LLC | 619,549 | 580,017 | 39,532 | (29,083) | 35,798 | (64,881) | 590,466 | 615,815 | (25,349) |
| 119 | Samton Morris LLC | 119,436 | 154,642 | (35,206) | 37,386 | - | 37,386 | 156,822 | 154,642 | 2,180 |
| 120 | Sansaryn Geology Khaiguul LLC | 64,002 | 186,558 | (122,556) | 101,998 | (1,912) | 103,910 | 166,000 | 184,646 | (18,646) |
| 121 | South Gobi Blake Gold LLC | (90,152) | 114,021 | (204,173) | 208,272 | 4,099 | 204,173 | 118,120 | 118,120 | - |
| 122 | Southgobi Sands LLC | 42,857,990 | 36,231,047 | 6,626,943 | (5,142,504) | 1,484,485 | (6,626,989) | 37,715,486 | 37,715,532 | (46) |
| 123 | Centerra Gold Mongolia LLC | 877,902 | 634,020 | 243,882 | 38,377 | 282,259 | (243,882) | 916,279 | 916,279 | - |
| 124 | COAL LLC | 3,310,237 | 3,914,270 | (604,033) | 310,946 | 221,504 | 89,442 | 3,621,183 | 4,135,774 | (514,591) |
| 125 | CCM LLC | 336,012 | 478,770 | (142,758) | - | (142,788) | 142,788 | 336,012 | 335,982 | 30 |
| 126 | CMKI LLC | 242,257 | 179,368 | 62,889 | - | 58,392 | (58,392) | 242,257 | 237,760 | 4,497 |
| 127 | Sonor Trade LLC | 280,042 | 312,472 | (32,430) | 50,135 | 17,744 | 32,391 | 330,177 | 330,216 | (39) |
| 128 | Suuri LLC | 70,795 | 102,258 | (31,463) | 163,686 | 132,214 | 31,472 | 234,481 | 234,472 | 9 |
| 129 | Seruun Selbe LLC | 395,991 | 303,132 | 92,859 | (39,940) | 38,951 | (78,891) | 356,051 | 342,083 | 13,968 |
| 130 | Tavan Tolgoi Trans LLC | 2,781,785 | 4,476,522 | (1,694,737) | (2,778,738) | (4,473,379) | 1,694,641 | 3,047 | 3,143 | (96) |
| 131 | Tavantolgoi JSC | 57,922,095 | 25,774,297 | 32,147,798 | - | 32,711,250 | (32,711,250) | 57,922,095 | 58,485,547 | (563,452) |
| 132 | Taliin Shigtgee LLC | 232,645 | 227,961 | 4,684 | - | 1,000 | (1,000) | 232,645 | 228,961 | 3,684 |
| 133 | Terra Energy LLC | 158,872 | 164,722 | (5,850) | 331,503 | 332,224 | (721) | 490,375 | 496,946 | (6,571) |
| 134 | TBE LLC | 224,178 | 394,064 | (169,886) | 182,042 | 10,506 | 171,536 | 406,220 | 404,570 | 1,650 |
| 135 | Tegshtplant LLC | 541,128 | 408,992 | 132,136 | (31,764) | 100,397 | (132,161) | 509,364 | 509,389 | (25) |
| 136 | Ten Khun LLC | 2,182,301 | 2,702,377 | (520,076) | 498,891 | (21,178) | 520,069 | 2,681,192 | 2,681,199 | (7) |
| 137 | Teso LLC | 665,920 | 1,784,547 | (1,118,627) | 1,351,682 | 233,055 | 1,118,627 | 2,017,602 | 2,017,602 | - |
| 138 | Tefis Mining LLC | 872,126 | 512,480 | 359,646 | (177,163) | 179,113 | (356,276) | 694,963 | 691,593 | 3,370 |
| 139 | Ulzgol LLC | 659,728 | 610,796 | 48,932 | (842) | 48,098 | (48,940) | 658,886 | 658,894 | (8) |

| No. | Company | Templates originally lodged | | | Adjustments | | | Final amounts | | |
|-----|---------------------------------|-----------------------------|------------|-------------|--------------|-------------|--------------|---------------|------------|------------|
| | | Company | Govt | Difference | Company | Govt | Difference | Company | Govt | Difference |
| 140 | Uugan Ilch LLC | 163,772 | 158,751 | 5,021 | 4,454 | 9,475 | (5,021) | 168,226 | 168,226 | - |
| 141 | Uuls Zaamar LLC | 107,223 | 120,084 | (12,861) | 15,893 | - | 15,893 | 123,116 | 120,084 | 3,032 |
| 142 | Focus Metal Mining LLC | 200,571 | 109,949 | 90,622 | (13,159) | 77,462 | (90,621) | 187,412 | 187,411 | 1 |
| 143 | Freegood Erin LLC | 147,264 | 103,388 | 43,876 | (2,703) | 41,055 | (43,758) | 144,561 | 144,443 | 118 |
| 144 | Fenchun International LLC | 204,150 | 60,000 | 144,150 | (141,000) | 3,150 | (144,150) | 63,150 | 63,150 | - |
| 145 | Khangad Exploration LLC | 3,837,137 | 3,660,222 | 176,915 | (160) | 158,037 | (158,197) | 3,836,977 | 3,818,259 | 18,718 |
| 146 | Khangi Prospecting LLC | 103,131 | 99,617 | 3,514 | (500) | 3,014 | (3,514) | 102,631 | 102,631 | - |
| 147 | Khangi Khuder LLC | 41,982,396 | 84,125 | 41,898,271 | (41,868,742) | 29,256 | (41,897,998) | 113,654 | 113,381 | 273 |
| 148 | Khartarvagatai JSC | 187,456 | 149,034 | 38,422 | (23,275) | 15,834 | (39,109) | 164,181 | 164,868 | (687) |
| 149 | Kharanga Khuder LLC | 133,453 | 144,420 | (10,967) | 700 | (10,260) | 10,960 | 134,153 | 134,160 | (7) |
| 150 | Hera Investment LLC | 1,500 | 1,761,231 | (1,759,731) | (1,442) | (1,761,173) | 1,759,731 | 58 | 58 | - |
| 151 | Khongor Khangain Erdenes LLC | 112,291 | 111,262 | 1,029 | - | - | - | 112,291 | 111,262 | 1,029 |
| 152 | Khotgor Shanaga LLC | 296,127 | 248,073 | 48,054 | 47,017 | 95,039 | (48,022) | 343,144 | 343,112 | 32 |
| 153 | Khukh Tur LLC | 1,032,214 | 36,183 | 996,031 | (996,512) | - | (996,512) | 35,702 | 36,183 | (481) |
| 154 | Huadi Kuonyez LLC | 478,380 | 248,216 | 230,164 | (30,145) | 200,026 | (230,171) | 448,235 | 448,242 | (7) |
| 155 | Khurgatai Khairkhan LLC | 621,843 | 501,857 | 119,986 | 329,270 | 452,200 | (122,930) | 951,113 | 954,057 | (2,944) |
| 156 | Khureedel LLC | 477,844 | 330,450 | 147,394 | (34,401) | 116,987 | (151,388) | 443,443 | 447,437 | (3,994) |
| 157 | Khuslemj LLC | 136,527 | 117,925 | 18,602 | (16,268) | 4,190 | (20,458) | 120,259 | 122,115 | (1,856) |
| 158 | Kheltrege LLC | 2,239 | 1,732 | 507 | (246) | 250 | (496) | 1,993 | 1,982 | 11 |
| 159 | Tsairtmineral LLC | 25,124,486 | 24,878,642 | 245,844 | 217,532 | 427,315 | (209,783) | 25,342,018 | 25,305,957 | 36,061 |
| 160 | Cement & Lime JSC | 3,526,664 | 1,616,018 | 1,910,646 | 127,389 | 2,031,099 | (1,903,710) | 3,654,053 | 3,647,117 | 6,936 |
| 161 | Central Asian Cement LLC | 415,941 | 468,995 | (53,054) | 87,318 | 34,452 | 52,866 | 503,259 | 503,447 | (188) |
| 162 | Central Asia Mining LLC | 125,510 | 125,510 | - | - | - | - | 125,510 | 125,510 | - |
| 163 | Tsevdeg LLC | 114,655 | 67,609 | 47,046 | 1,043 | 48,089 | (47,046) | 115,698 | 115,698 | - |
| 164 | Tsengeg-Orog LLC | 191,100 | 169,501 | 21,599 | 9,290 | 30,889 | (21,599) | 200,390 | 200,390 | - |
| 165 | Tsetsens Mining and Energy LLC | 195,377 | 99,585 | 95,792 | 4,329 | 100,121 | (95,792) | 199,706 | 199,706 | - |
| 166 | Chandmani Tal LLC | 492,094 | 275,810 | 216,284 | (174,130) | 42,154 | (216,284) | 317,964 | 317,964 | - |
| 167 | Chinkhua MAK Nariin Sukhait LLC | 15,192,360 | 19,379,066 | (4,186,706) | 5,040,298 | 854,434 | 4,185,864 | 20,232,658 | 20,233,500 | (842) |
| 168 | Shanlun LLC | 887,599 | 702,956 | 184,643 | (154,695) | 30,933 | (185,628) | 732,904 | 733,889 | (985) |
| 169 | Shanjin Ord LLC | 2,846,287 | 1,744,579 | 1,101,708 | (630,324) | 471,252 | (1,101,576) | 2,215,963 | 2,215,831 | 132 |
| 170 | Shar Narst LLC | 494,817 | 403,554 | 91,263 | (23,476) | 76,160 | (99,636) | 471,341 | 479,714 | (8,373) |
| 171 | Shariin Gol JSC | 2,244,820 | 1,646,084 | 598,736 | 63,713 | 663,399 | (599,686) | 2,308,533 | 2,309,483 | (950) |
| 172 | Shengangyuntun LLC | 80,694 | 47,263 | 33,431 | 3,123 | 36,304 | (33,181) | 83,817 | 83,567 | 250 |
| 173 | Shivee Ovoo JSC | 2,477,044 | 1,407,961 | 1,069,083 | 3,047 | 1,072,012 | (1,068,965) | 2,480,091 | 2,479,973 | 118 |
| 174 | Shin Shin LLC | 3,157,261 | 6,995,768 | (3,838,507) | 4,387,526 | 549,019 | 3,838,507 | 7,544,787 | 7,544,787 | - |
| 175 | Shine Asia Mining Group LLC | 514,100 | 264,933 | 249,167 | (185,864) | 62,727 | (248,591) | 328,236 | 327,660 | 576 |
| 176 | Shine Ilion Nen Yuan LLC | 3,117,446 | 3,664,403 | (546,957) | 615,081 | 73,369 | 541,712 | 3,732,527 | 3,737,772 | (5,245) |
| 177 | Shine Longda LLC | 286,949 | 288,329 | (1,380) | 1,162 | (208) | 1,370 | 288,111 | 288,121 | (10) |
| 178 | Shine Shivee LLC | 521,143 | 199,063 | 322,080 | 15 | 337,157 | (337,142) | 521,158 | 536,220 | (15,062) |

| No. | Company | Templates originally lodged | | | Adjustments | | | Final amounts | | |
|--------------|--------------------------------|-----------------------------|----------------------|--------------------|---------------------|-------------------|----------------------|----------------------|----------------------|----------------|
| | | Company | Govt | Difference | Company | Govt | Difference | Company | Govt | Difference |
| 179 | Sheiman LLC | 118,371 | 176,516 | (58,145) | 59,235 | 1,024 | 58,211 | 177,606 | 177,540 | 66 |
| 180 | Ejbalei LLC | 225,623 | 57,482 | 168,141 | (28,366) | 139,795 | (168,161) | 197,257 | 197,277 | (20) |
| 181 | APEXPRO LLC | 214,565 | 260,979 | (46,414) | 48,063 | - | 48,063 | 262,628 | 260,979 | 1,649 |
| 182 | HMMB LLC | 1,114,349 | 1,172,106 | (57,757) | 69,226 | 11,409 | 57,817 | 1,183,575 | 1,183,515 | 60 |
| 183 | MJB LLC | 102,734 | 104,291 | (1,557) | 7,050 | 4,762 | 2,288 | 109,784 | 109,053 | 731 |
| 184 | MPHCL LLC | 1,045,681 | 973,802 | 71,879 | (599) | 71,280 | (71,879) | 1,045,082 | 1,045,082 | - |
| 185 | MCGT LLC | 60,550 | 119,692 | (59,142) | - | (55,503) | 55,503 | 60,550 | 64,189 | (3,639) |
| 186 | MCTT LLC | 485,489 | 317,821 | 167,668 | 13,518 | 178,056 | (164,538) | 499,007 | 495,877 | 3,130 |
| 187 | MMRI LLC | 144,880 | 148,180 | (3,300) | (600) | (3,900) | 3,300 | 144,280 | 144,280 | - |
| 188 | Emeelt Mines LLC | 138,012 | 102,615 | 35,397 | 13,275 | 48,672 | (35,397) | 151,287 | 151,287 | - |
| 189 | NPI LLC | 489,445 | 510,459 | (21,014) | 834 | (2,212) | 3,046 | 490,279 | 508,247 | (17,968) |
| 190 | Energy Resource LLC | 111,637,495 | 114,879,543 | (3,242,048) | 283,688 | (2,951,230) | 3,234,918 | 111,921,183 | 111,928,313 | (7,130) |
| 191 | Erdene Mongol LLC | 167,493 | 92,170 | 75,323 | 42,451 | 117,906 | (75,455) | 209,944 | 210,076 | (132) |
| 192 | Erdenedalai Coal LLC | 140,489 | 140,044 | 445 | 305 | 750 | (445) | 140,794 | 140,794 | - |
| 193 | Erdenejas LLC | 208,898 | 158,984 | 49,914 | 3,097 | 53,050 | (49,953) | 211,995 | 212,034 | (39) |
| 194 | Erdenes MGL LLC | 80,162,747 | 824,569 | 79,338,178 | (21,321) | 79,317,614 | (79,338,935) | 80,141,426 | 80,142,183 | (757) |
| 195 | Erdenes Tavan Tolgoi JSC | 27,885,964 | 107,537,683 | (79,651,719) | 13,507,402 | (66,144,928) | 79,652,330 | 41,393,366 | 41,392,755 | 611 |
| 196 | Erdenet Mining Corporation LLC | 525,419,931 | 485,205,631 | 40,214,300 | (5,658,166) | 34,521,144 | (40,179,310) | 519,761,765 | 519,726,775 | 34,990 |
| 197 | Erel Cement LLC | 537,363 | 1,221,996 | (684,633) | (171,793) | (847,993) | 676,200 | 365,570 | 374,003 | (8,433) |
| 198 | SBF LLC | 403,405 | 351,782 | 51,623 | 691 | 56,890 | (56,199) | 404,096 | 408,672 | (4,576) |
| 199 | ESTO LLC | 586,149 | 320,570 | 265,579 | (585,421) | (319,842) | (265,579) | 728 | 728 | - |
| 200 | Universal Resources LLC | 117,794 | 107,875 | 9,919 | 90,134 | 99,801 | (9,667) | 207,928 | 207,676 | 252 |
| Total | | 1,651,425,548 | 1,501,051,338 | 150,374,210 | (57,310,907) | 92,702,337 | (150,013,244) | 1,594,114,641 | 1,593,753,675 | 360,966 |

4.2 Reconciliation by revenue stream

The table below shows total Basic Payments reported by extractive companies and government entities, taking into account all adjustments.

Amounts in K MNT

| N° | Description of payment | Templates originally lodged | | | Adjustments | | | Final amounts | | |
|--|---|-----------------------------|----------------------|-------------------|---------------------|-------------------|---------------------|----------------------|----------------------|--------------------|
| | | Company | Govt | Difference | Company | Govt | Difference | Company | Govt | Difference |
| A- Basic payments | | | | | | | | | | |
| 1. Taxation, payment, fee and dividend paid to State Budget | | 1,516,792,498 | 1,441,840,478 | 74,952,020 | (30,037,836) | 46,359,247 | (76,397,083) | 1,486,754,662 | 1,488,199,725 | (1,445,063) |
| 1.1.1 | Corporate income tax | 185,668,637 | 182,236,414 | 3,432,223 | 6,608,785 | 10,084,816 | (3,476,031) | 192,277,422 | 192,321,230 | (43,808) |
| 1.1.2 | Customs tax | 113,993,039 | 61,657,998 | 52,335,041 | (53,658,328) | (1,470,004) | (52,188,324) | 60,334,711 | 60,187,994 | 146,717 |
| 1.1.3 | Value Added Tax (VAT) | 163,036,962 | 222,890,465 | (59,853,503) | 56,285,713 | (3,711,462) | 59,997,175 | 219,322,675 | 219,179,003 | 143,672 |
| 1.1.4 | Excise tax on vehicle fuel and oil materials | 598,553 | 3,874,753 | (3,276,200) | 2,086,539 | (999,855) | 3,086,394 | 2,685,092 | 2,874,898 | (189,806) |
| 1.1.5 | Tax on petrol and diesel fuel | 399,074 | 1,871,465 | (1,472,391) | 1,448,121 | 1,117 | 1,447,004 | 1,847,195 | 1,872,582 | (25,387) |
| 1.2.1 | Fee and extra charges for exploitation of mineral resources | 539,038,876 | 513,342,024 | 25,696,852 | (28,623,831) | (2,931,376) | (25,692,455) | 510,415,045 | 510,410,648 | 4,397 |
| 1.2.2 | Licence fee for exploitation and exploration of mineral resources | 20,006,884 | 20,025,620 | (18,736) | (671,423) | (667,164) | (4,259) | 19,335,461 | 19,358,456 | (22,995) |
| 1.2.3 | Payment for deposit, exploration of which was carried out by the Government | 1,500,802 | 1,302,724 | 198,078 | (6,988) | 190,425 | (197,413) | 1,493,814 | 1,493,149 | 665 |
| 1.2.4 | Workplace payment of foreign specialist and labour force (State Budget) | 9,535,569 | 9,440,859 | 94,710 | 833,655 | 1,052,982 | (219,327) | 10,369,224 | 10,493,841 | (124,617) |
| 1.2.5 | Bonus after signing Product sharing agreement / only year of contract | 123 | 487,498 | (487,375) | 487,492 | - | 487,492 | 487,615 | 487,498 | 117 |
| 1.2.6 | Bonus for commencement of production in according to Product sharing agreement | - | - | - | - | - | - | - | - | - |
| 1.2.7 | Bonus for training in according to Product sharing agreement | 894,499 | 860,424 | 34,075 | (33,988) | - | (33,988) | 860,511 | 860,424 | 87 |
| 1.2.8 | Field deposit in according to Product sharing agreement (area pledge under the Product sharing agreement) | 579,201 | 663,045 | (83,844) | 83,907 | - | 83,907 | 663,108 | 663,045 | 63 |
| 1.2.9 | Administration and service charges in according to Product sharing agreement | 139,524 | 139,524 | - | - | - | - | 139,524 | 139,524 | - |
| 1.2.10 | Fee for supporting field office in according to Product sharing agreement | 644,397 | 862,521 | (218,124) | 216,542 | - | 216,542 | 860,939 | 862,521 | (1,582) |
| 1.2.11 | Fee for air pollution | 22,080,362 | 22,203,544 | (123,182) | 315,708 | 191,705 | 124,003 | 22,396,070 | 22,395,249 | 821 |
| 1.2.12 | Social and health insurance charges paid from entity | 99,745,250 | 60,192,206 | 39,553,044 | 2,310,618 | 42,124,378 | (39,813,760) | 102,055,868 | 102,316,584 | (260,716) |
| 1.3.1 | Customs service fee | 26,997,168 | 39,727,680 | (12,730,512) | 6,081,987 | (5,585,824) | 11,667,811 | 33,079,155 | 34,141,856 | (1,062,701) |
| 1.4.1 | Dividend on State Property | 114,621,665 | 114,621,665 | - | - | - | - | 114,621,665 | 114,621,665 | - |
| 1.5.1 | Advance payments paid to GoM | 80,000,000 | 80,000,000 | - | - | - | - | 80,000,000 | 80,000,000 | - |

| N° | Description of payment | Templates originally lodged | | | Adjustments | | | Final amounts | | |
|--|--|-----------------------------|-------------------|-------------------|---------------------|-------------------|---------------------|-------------------|-------------------|------------------|
| | | Company | Govt | Difference | Company | Govt | Difference | Company | Govt | Difference |
| 1.5.2 | Income to GoM according to Law on Nuclear Energy | - | - | - | - | - | - | - | - | - |
| 1.5.3 | Petroleum income per Government according to Product sharing agreement | 100,885,111 | 100,885,111 | - | - | - | - | 100,885,111 | 100,885,111 | - |
| 1.5.4 | Of which: Royalty | 303,800 | 303,800 | - | - | - | - | 303,800 | 303,800 | - |
| 1.6.1 | Penalty (State Budget) | 5,579,018 | 104,705 | 5,474,313 | 2,600,491 | 8,071,857 | (5,471,366) | 8,179,509 | 8,176,562 | 2,947 |
| 1.6.2 | Compensation (State Budget) | 6,849,846 | 4,075,814 | 2,774,032 | (2,777,485) | 9,776 | (2,787,261) | 4,072,361 | 4,085,590 | (13,229) |
| 1.6.3 | Windfall tax | 67,180 | 68,495 | (1,315) | 1,315 | - | 1,315 | 68,495 | 68,495 | - |
| 1.6.4 | Other (State Budget) | 23,626,958 | 2,124 | 23,624,834 | (23,626,666) | (2,124) | (23,624,542) | 292 | - | 292 |
| 2. Taxation, payment, fee and dividend paid to Local budget | | 104,593,421 | 53,778,961 | 50,814,460 | (11,752,318) | 38,663,637 | (50,415,955) | 92,841,103 | 92,442,598 | 398,505 |
| 2.1.1 | Real estate tax | 4,822,158 | 4,618,524 | 203,634 | (383,582) | (125,742) | (257,840) | 4,438,576 | 4,492,782 | (54,206) |
| 2.1.2 | Tax on vehicles and self-moving mechanisms | 1,115,695 | 1,772,250 | (656,555) | 12,727 | (601,480) | 614,207 | 1,128,422 | 1,170,770 | (42,348) |
| 2.2.1 | Land fee | 14,086,034 | 11,794,453 | 2,291,581 | (2,219,622) | 49,013 | (2,268,635) | 11,866,412 | 11,843,466 | 22,946 |
| 2.2.2 | Fee for water use | 8,934,523 | 8,826,125 | 108,398 | (143,706) | (59,732) | (83,974) | 8,790,817 | 8,766,393 | 24,424 |
| 2.2.3 | Fee for use of mineral resources of wide spread | 4,408,586 | 3,485,542 | 923,044 | (660,054) | 6,951 | (667,005) | 3,748,532 | 3,492,493 | 256,039 |
| 2.2.4 | Workplace payment of foreign specialist and labour force (Local Budget) | 3,663,232 | 361,947 | 3,301,285 | (324,303) | 2,931,092 | (3,255,395) | 3,338,929 | 3,293,039 | 45,890 |
| 2.2.5 | Received assistance in according to Product sharing agreement | 320,586 | - | 320,586 | (173,695) | 131,579 | (305,274) | 146,891 | 131,579 | 15,312 |
| 2.4.1 | Dividend on Local State Property | 33,001,817 | - | 33,001,817 | (25) | 33,000,000 | (33,000,025) | 33,001,792 | 33,000,000 | 1,792 |
| 2.5.1 | Penalty (Local Budget) | 10,931,311 | 19,527,546 | (8,596,235) | 4,401,998 | (4,243,661) | 8,645,659 | 15,333,309 | 15,283,885 | 49,424 |
| 2.5.2 | Compensation (Local Budget) | 1,142,934 | - | 1,142,934 | (8,784) | 1,134,150 | (1,142,934) | 1,134,150 | 1,134,150 | - |
| 2.5.3 | Contribution at rate of 50% to Environment protection expense to the Special Account | 2,275,770 | 1,857,314 | 418,456 | 230,925 | 539,237 | (308,312) | 2,506,695 | 2,396,551 | 110,144 |
| 2.5.4 | Other (Local Budget) | 19,890,775 | 1,535,260 | 18,355,515 | (12,484,197) | 5,902,230 | (18,386,427) | 7,406,578 | 7,437,490 | (30,912) |
| 3. Donation and assistance paid to state entities | | 30,039,629 | 5,431,899 | 24,607,730 | (15,520,753) | 7,679,453 | (23,200,206) | 14,518,876 | 13,111,352 | 1,407,524 |
| 3.1 | Monetary donation and assistance received by Ministries and Agencies | 5,786,144 | 5,000 | 5,781,144 | (88,185) | 5,658,581 | (5,746,766) | 5,697,959 | 5,663,581 | 34,378 |
| 3.2 | Non-monetary donation and assistance received by Ministries and Agencies | 219,988 | - | 219,988 | - | - | - | 219,988 | - | 219,988 |
| 3.3 | Monetary donation and assistance paid to aimags and capital city | 1,302,920 | 1,823,687 | (520,767) | 695,496 | 164,445 | 531,051 | 1,998,416 | 1,988,132 | 10,284 |
| 3.4 | Non-monetary donation and assistance paid to aimags and capital city | 721,787 | 35,000 | 686,787 | (2,515) | 4,296 | (6,811) | 719,272 | 39,296 | 679,976 |
| 3.5 | Monetary donation and assistance paid to soums and districts | 2,291,026 | 1,741,981 | 549,045 | (120,400) | 427,291 | (547,691) | 2,170,626 | 2,169,272 | 1,354 |
| 3.6 | Non-monetary donation and assistance paid to soums and districts | 1,991,890 | 1,816,323 | 175,567 | 1,418,087 | 1,332,831 | 85,256 | 3,409,977 | 3,149,154 | 260,823 |

| N° | Description of payment | Templates originally lodged | | | Adjustments | | | Final amounts | | |
|-----------------------------|---|-----------------------------|----------------------|--------------------|---------------------|-------------------|----------------------|----------------------|----------------------|----------------|
| | | Company | Govt | Difference | Company | Govt | Difference | Company | Govt | Difference |
| 3.7 | Monetary donation and assistance paid to other entities | 323,060 | 9,000 | 314,060 | (27,319) | 86,080 | (113,399) | 295,741 | 95,080 | 200,661 |
| 3.8 | Non-monetary donation and assistance paid to other entities | 17,402,814 | 908 | 17,401,906 | (17,395,917) | 5,929 | (17,401,846) | 6,897 | 6,837 | 60 |
| Total Basic payments | | 1,651,425,548 | 1,501,051,338 | 150,374,210 | (57,310,907) | 92,702,337 | (150,013,244) | 1,594,114,641 | 1,593,753,675 | 360,966 |

Unadjusted residual differences are detailed in Section 5 of this report.

4.3 Adjustments

4.3.1 Extractive company adjustments

The adjustments were carried out on the basis of confirmations from extractive companies and government entities or supported by adequate evidence wherever deemed appropriate. These adjustments are detailed as follows:

| Adjustments to extractive company payments | Total amount K MNT |
|--|-----------------------|
| Tax paid not reported (a) | 60,771,489 |
| Tax paid reported but outside the period covered (b) | (533,068) |
| Tax paid but outside the reconciliation scope (c) | (52,416,170) |
| Tax amount incorrectly reported (d) | 436,400 |
| Tax reported but not paid (e) | (45,716,116) |
| Tax incorrectly classified (f) | (17,843,295) |
| Tax paid on other identification number (g) | (2,014,899) |
| Exchange rate difference | 4,752 |
| Total added/deducted to amounts originally reported | (57,310,907) |

a) Tax paid not reported

These are payment flows paid by extractive companies but were not included in their reporting templates. We set out in the table below a summary of the most important adjustments made to companies' payments:

| No. | Company | Tax paid not reported K MNT |
|-----|---------------------------------|--------------------------------|
| 195 | Erdenes Tavan Tolgoi JSC | 14,088,182 |
| 196 | Erdenet Mining Corporation LLC | 9,612,633 |
| 174 | Shin Shin LLC | 5,957,064 |
| 167 | Chinkhua MAK Nariin Sukhait LLC | 5,040,283 |
| 29 | Boroo Gold LLC | 3,611,953 |
| 93 | Mongolyn Alt Mak LLC | 2,329,221 |
| 137 | Teso LLC | 2,017,026 |
| 55 | Darkhan Tumurlugiin Uildver JSC | 1,967,593 |
| 108 | Ochir Tuv LLC | 1,119,901 |
| | Other | 15,027,633 |
| | Total adjustments | 60,771,489 |

After receiving and examining details of payments sent by extractive companies we noted that the amounts originally recorded in the reporting templates were incorrect. Several taxes were underreported such as corporate income taxes, custom taxes, VAT, and others. We therefore made the requisite adjustments to declared payments based on confirmations from the companies and a review of the supporting documents.

A summary by type of payment for the amounts paid and not reported by the extractive companies is presented in the table below:

| No. | Revenue stream | Tax paid not reported K MNT |
|--|---|--------------------------------|
| 1. Taxation, payment, fee and dividend paid to State Budget | | 53,899,517 |
| 1.1.1 | Corporate income tax | 7,831,795 |
| 1.1.2 | Customs tax | 3,433,537 |
| 1.1.3 | Value Added Tax (VAT) | 12,610,539 |
| 1.1.4 | Excise tax on vehicle fuel and oil materials | 268,967 |
| 1.1.5 | Tax on petrol and diesel fuel | 2,029 |
| 1.2.1 | Fee and extra charges for exploitation of mineral resources | 12,119,925 |
| 1.2.2 | Licence fee for exploitation and exploration of mineral resources | 891,051 |
| 1.2.3 | Payment for deposit, exploration of which was carried out by the Government | 76,711 |
| 1.2.4 | Workplace payment of foreign specialist and labour force (State Budget) | 967,814 |
| 1.2.5 | Bonus after signing Production Sharing Agreement / only year of contract | 487,492 |
| 1.2.7 | Bonus for training in according to Production Sharing Agreement | 66,550 |
| 1.2.8 | Field deposit in according to Production Sharing Agreement (area pledge under the Production Sharing Agreement) | 83,658 |
| 1.2.10 | Fee for supporting field office in according to Production Sharing Agreement | 250,528 |
| 1.2.11 | Fee for air pollution | 337,211 |
| 1.2.12 | Social and health insurance charges paid from entity | 4,189,271 |
| 1.3.1 | Customs service fee | 6,239,724 |
| 1.6.1 | Penalty (State Budget) | 426,997 |
| 1.6.2 | Compensation (State Budget) | 3,614,403 |
| 1.6.3 | Windfall tax | 1,315 |
| 2. Taxation, payment, fee and dividend paid to Local budget | | 4,670,185 |
| 2.1.1 | Real estate tax | 47,327 |
| 2.1.2 | Tax on vehicles and self-moving mechanisms | 36,133 |
| 2.2.1 | Land fee | 32,027 |
| 2.2.2 | Fee for water use | 10,708 |
| 2.2.3 | Fee for use of mineral resources of wide spread | 40,394 |
| 2.2.4 | Workplace payment of foreign specialist and labour force (Local Budget) | 3,385 |
| 2.5.1 | Penalty (Local Budget) | 4,094,402 |
| 2.5.3 | Contribution at rate of 50% to Environment protection expense to the Special Account | 405,809 |
| 3. Donation and assistance paid to state entities | | 2,201,787 |
| 3.3 | Monetary donation and assistance paid to aimags and capital city | 546,520 |
| 3.5 | Monetary donation and assistance paid to soums and districts | 97,457 |
| 3.6 | Non-monetary donation and assistance paid to soums and districts | 1,550,000 |
| 3.7 | Monetary donation and assistance paid to other entities | 7,810 |
| Total adjustments | | 60,771,489 |

b) Tax paid reported but outside the period covered

These are payments reported, but which fall outside the reconciliation period, i.e. before 1 January or after 31 December 2012. We set out in the table below a summary of the most important adjustments made to companies' payments:

| No. | Company | Tax paid reported but outside the period covered K MNT |
|-----|-----------------------------|---|
| 190 | Energy Resource LLC | (113,235) |
| 91 | Mongolrustsvetmet LLC | (76,314) |
| 49 | Gobi Energy Partners LLC | (71,323) |
| 175 | Shine Asia Mining Group LLC | (60,000) |
| 129 | Seruun Selbe LLC | (40,000) |
| 22 | Bayanteeg JSC | (35,805) |
| 180 | Ejbalei LLC | (30,146) |
| 197 | Erel Cement LLC | (21,002) |
| 28 | Bold Tumor Eruu Gol LLC | (20,000) |
| | Other | (65,243) |
| | Total adjustments | (533,068) |

We set out in the table below details by type of payment for the amounts reported by extractive companies but outside the period covered:

| No. | Revenue stream | Tax paid reported but outside the period covered K MNT |
|--------|--|---|
| | 1. Taxation, payment, fee and dividend paid to State Budget | (296,334) |
| 1.1.1 | Corporate income tax | (101,323) |
| 1.1.3 | Value Added Tax (VAT) | (45,805) |
| 1.2.2 | Licence fee for exploitation and exploration of mineral resources | (9,000) |
| 1.2.4 | Workplace payment of foreign specialist and labour force (State Budget) | (1,684) |
| 1.2.11 | Fee for air pollution | (10,378) |
| 1.2.12 | Social and health insurance charges paid from entity | (289) |
| 1.3.1 | Customs service fee | (127,855) |
| | 2. Taxation, payment, fee and dividend paid to Local budget | (186,588) |
| 2.1.1 | Real estate tax | (28,486) |
| 2.2.1 | Land fee | (64,371) |
| 2.5.1 | Penalty (Local Budget) | (500) |
| 2.5.3 | Contribution at rate of 50% to Environment protection expense to the Special Account | (93,231) |
| | 3. Donation and assistance paid to state entities | (50,146) |
| 3.5 | Monetary donation and assistance paid to soums and districts | (20,000) |
| 3.6 | Non-monetary donation and assistance paid to soums and districts | (30,146) |
| | Total adjustments | (533,068) |

c) Tax paid but outside the reconciliation scope

These are adjustments made to amounts reported by extractive companies for the following reasons:

- companies not operating in the extractive sector (see Section 2.2.5); and
- other payments not foreseen in the reporting templates or not relating to the extractive activities (such as employee income tax deductions, air pollution fee on vehicles, taxes on import of products destined for sales, fines relating to road traffic infringements, payments made between companies for transfer of licences, bank fees, etc.).

We set out in the table below a summary of the most important adjustments made to companies' payments:

| No. | Company | Tax paid but outside the reconciliation scope K MNT |
|--------------------------|--------------------------------|--|
| 110 | Oyu Tolgoi LLC | (15,362,423) |
| 196 | Erdenet Mining Corporation LLC | (13,793,427) |
| 122 | Southgobi Sands LLC | (3,653,060) |
| 130 | Tavan Tolgoi Trans LLC | (2,778,738) |
| 174 | Shin Shin LLC | (1,884,835) |
| 93 | Mongolyn Alt Mak LLC | (1,788,701) |
| 73 | Ikh Gobi Energy LLC | (1,778,233) |
| 28 | Bold Tumur Eruu Gol LLC | (1,435,239) |
| 91 | Mongolrustsvetmet LLC | (1,233,283) |
| 81 | Max Impex LLC | (953,220) |
| | Other | (7,755,011) |
| Total adjustments | | (52,416,170) |

- Following the review of the payment schedules sent by the extractive companies, we noted that several payments not foreseen in the reporting templates were declared such as penalties and fines paid to General Authority of Social Endurance and General Customs Authority, employee income tax deductions, police fines and others. We therefore made the requisite adjustments to declared payments based on confirmations from the companies and a review of the supporting documents.
- We have also deducted payments declared by companies which do not carry out extractive activities. Reports from the following companies were adjusted in order to exclude all non-extractive revenue from the EITI report :
 - Bilguuntrade LLC;
 - Bridge Construction LLC;
 - Max Impex LLC;
 - Orchlou Construction LLC;
 - Tavan Tolgoi Trans LLC;
 - Hera Investment LLC; and
 - ESTO LLC.

We set out in the table below details by type of payment for the amounts reported by the extractive companies falling outside the scope of the reconciliation:

| No. | Revenue stream | Tax paid but outside the reconciliation scope K MNT |
|--|--|--|
| 1. Taxation, payment, fee and dividend paid to State Budget | | (38,607,247) |
| 1.1.1 | Corporate income tax | (1,433,227) |
| 1.1.2 | Customs tax | (4,208,075) |
| 1.1.3 | Value Added Tax (VAT) | (3,887,025) |
| 1.1.4 | Excise tax on vehicle fuel and oil materials | (11,650) |
| 1.2.1 | Fee and extra charges for exploitation of mineral resources | (8,861) |
| 1.2.2 | Licence fee for exploitation and exploration of mineral resources | (1,613,599) |
| 1.2.3 | Payment for deposit, exploration of which was carried out by the Government | (14,000) |
| 1.2.4 | Workplace payment of foreign specialist and labour force (State Budget) | (39,591) |
| 1.2.7 | Bonus for training in according to Production Sharing Agreement | (100,665) |
| 1.2.10 | Fee for supporting field office in according to Production Sharing Agreement | (34,198) |
| 1.2.11 | Fee for air pollution | (9,469) |
| 1.2.12 | Social and health insurance charges paid from entity | (1,433,414) |
| 1.3.1 | Customs service fee | (8,336) |

| No. | Revenue stream | Tax paid but outside the reconciliation scope K MNT |
|--|--|--|
| 1.6.1 | Penalty (State Budget) | (1,524,144) |
| 1.6.2 | Compensation (State Budget) | (1,354,876) |
| 1.6.4 | Other (State Budget) | (22,926,117) |
| 2. Taxation, payment, fee and dividend paid to Local budget | | (13,593,087) |
| 2.1.1 | Real estate tax | (388,754) |
| 2.1.2 | Tax on vehicles and self-moving mechanisms | (22,207) |
| 2.2.1 | Land fee | (173,864) |
| 2.2.2 | Fee for water use | (28,587) |
| 2.2.4 | Workplace payment of foreign specialist and labour force (Local Budget) | (247,635) |
| 2.2.5 | Received assistance in according to Production Sharing Agreement | (106,611) |
| 2.4.1 | Dividend on Local State Property | (25) |
| 2.5.1 | Penalty (Local Budget) | (82,827) |
| 2.5.2 | Compensation (Local Budget) | (3,784) |
| 2.5.3 | Contribution at rate of 50% to Environment protection expense to the Special Account | (55,071) |
| 2.5.4 | Other (Local Budget) | (12,483,722) |
| 3. Donation and assistance paid to state entities | | (215,836) |
| 3.1 | Monetary donation and assistance received by Ministries and Agencies | (15,000) |
| 3.3 | Monetary donation and assistance paid to aimags and capital city | (6,188) |
| 3.5 | Monetary donation and assistance paid to soums and districts | (96,902) |
| 3.6 | Non-monetary donation and assistance paid to soums and districts | (17,867) |
| 3.7 | Monetary donation and assistance paid to other entities | (79,879) |
| Total adjustments | | (52,416,170) |

d) Tax amount incorrectly reported

These are amounts incorrectly reported in the reporting templates. The adjustments were mainly made after receiving details of payments from extractive companies. In most cases the amounts originally reported were different from totals of the schedules detailing each type of payment. We set out in the table below a summary of the most important adjustments made to companies' payments:

| No. | Company | Tax amount incorrectly reported K MNT |
|--------------------------|---------------------|--|
| 94 | Mondulaan Trade LLC | 3,428,425 |
| 110 | Oyu Tolgoi LLC | 2,346,855 |
| 122 | Southgobi Sands LLC | (1,444,525) |
| 96 | Monpolimet LLC | (2,747,371) |
| | Other | (1,146,984) |
| Total adjustments | | 436,400 |

We set out in the table below details by type of payment for the amounts incorrectly reported:

| No. | Revenue stream | Tax amount incorrectly reported K MNT |
|--|--|--|
| 1. Taxation, payment, fee and dividend paid to State Budget | | 593,528 |
| 1.1.1 | Corporate income tax | (1,393,829) |
| 1.1.2 | Customs tax | (25,300,411) |
| 1.1.3 | Value Added Tax (VAT) | 26,415,088 |
| 1.1.4 | Excise tax on vehicle fuel and oil materials | 450,200 |

| No. | Revenue stream | Tax amount incorrectly reported K MNT |
|--|--|--|
| 1.1.5 | Tax on petrol and diesel fuel | (321,279) |
| 1.2.1 | Fee and extra charges for exploitation of mineral resources | 1,094,176 |
| 1.2.2 | Licence fee for exploitation and exploration of mineral resources | 116,902 |
| 1.2.4 | Workplace payment of foreign specialist and labour force (State Budget) | 91,122 |
| 1.2.11 | Fee for air pollution | (375) |
| 1.2.12 | Social and health insurance charges paid from entity | 608,867 |
| 1.3.1 | Customs service fee | (38,296) |
| 1.6.1 | Penalty (State Budget) | 4,366,206 |
| 1.6.2 | Compensation (State Budget) | (5,400,000) |
| 1.6.4 | Other (State Budget) | (94,843) |
| 2. Taxation, payment, fee and dividend paid to Local budget | | (131,871) |
| 2.1.1 | Real estate tax | (23,863) |
| 2.1.2 | Tax on vehicles and self-moving mechanisms | (784) |
| 2.2.1 | Land fee | (5,458) |
| 2.2.2 | Fee for water use | (119,307) |
| 2.2.3 | Fee for use of mineral resources of wide spread | (45,295) |
| 2.5.1 | Penalty (Local Budget) | 77,333 |
| 2.5.3 | Contribution at rate of 50% to Environment protection expense to the Special Account | (14,497) |
| 3. Donation and assistance paid to state entities | | (25,257) |
| 3.3 | Monetary donation and assistance paid to aimags and capital city | (1,000) |
| 3.4 | Non-monetary donation and assistance paid to aimags and capital city | 476 |
| 3.5 | Monetary donation and assistance paid to soums and districts | (24,733) |
| Total adjustments | | 436,400 |

e) Tax reported but not paid

These are payment flows not actually paid by extractive companies but which were included in their reporting templates. This was mainly due to the fact that companies used the accrual basis of accounting when preparing the reports instead of the cash basis. We set out in the table below a summary of the most important adjustments made to companies' payments:

| No. | Company | Tax reported but not paid K MNT |
|--------------------------|----------------------------|------------------------------------|
| 147 | Khangi Khuder LLC | (41,903,585) |
| 153 | Khukh Tur LLC | (999,600) |
| 137 | Teso LLC | (664,819) |
| 195 | Erdenes Tavan Tolgoi JSC | (572,240) |
| 197 | Erel Cement LLC | (420,362) |
| 166 | Chandmani Tal LLC | (230,701) |
| 123 | Centerra Gold Mongolia LLC | (227,461) |
| 168 | Shanlun LLC | (183,657) |
| 122 | Southgobi Sands LLC | (105,114) |
| | Other | (408,577) |
| Total adjustments | | (45,716,116) |

f) Tax incorrectly classified

Taxes incorrectly classified are amounts declared under the incorrect payment flows. Adjustments were made in order to record the payments under the correct payment flow. We set out in the table below a summary of the most important adjustments made to companies' payments:

| No. | Company | Tax incorrectly classified K MNT |
|-----|--------------------------------|-------------------------------------|
| 110 | Oyu Tolgoi LLC | (17,580,412) |
| 164 | Tsengeg-Orog LLC | (144,600) |
| 196 | Erdenet Mining Corporation LLC | (38,137) |
| 133 | Terra Energy LLC | (17,210) |
| | Other | (62,936) |
| | Total adjustments | (17,843,295) |

Oyu Tolgoi LLC incurred costs for the construction of several schools and declared that amount under non-monetary donations paid to other government entities. As the payments were made directly to the construction company and we were unable to confirm the amount declared with any government entity, we reclassified the payment under non-monetary donations paid to other entities within the voluntary contributions (unilateral disclosure).

g) Tax paid on other identification number

Taxes paid on other identification number are amounts included by extractive companies in their reporting templates but where they were declared on behalf of other companies. Most of these cases relate to payments made on behalf of subsidiaries and related companies. We set out in the table below a summary of the adjustments made to companies' payments:

| No. | Company | Tax paid on other identification number K MNT |
|-----|--------------------------------|--|
| 196 | Erdenet Mining Corporation LLC | (2,012,763) |
| 34 | Bumbat Resources LLC | (1,000) |
| 119 | Samton Morris LLC | (700) |
| 191 | Erdene Mongol LLC | (250) |
| 117 | Reo LLC | (186) |
| | Total adjustments | (2,014,899) |

An agreement for land use was concluded between the Local Governor of Orkhon aimag and Erdenet Mining Corporation LLC. The agreement regulated the land usage fees to be paid by Erdenet Mining Corporation LLC to the local government for the year 2012 and payments for water use by Erdenet US DTS and Erdenet Amidral LLC. The reporting template of Erdenet Mining Corporation LLC included payments made by all three companies. We have checked the agreement mentioned above and have excluded the amount paid by the other companies.

4.3.2 Government entities adjustments

The adjustments were carried out on the basis of confirmations received from extractive companies or from government entities supported by original payment receipts wherever deemed appropriate. These adjustments are detailed as follows:

| Adjustments to Government payments | Total amount K MNT |
|--|-----------------------|
| Tax received not reported (a) | 208,366,367 |
| Tax received reported but outside the period covered | (89,459) |
| Tax received reported but outside the reconciliation scope (b) | (10,995,171) |
| Tax amount incorrectly reported (c) | (20,748,477) |
| Tax reported but not received (d) | (1,515,324) |
| Tax incorrectly classified | 1,039 |
| Tax received on other identification number (e) | (82,317,608) |
| Exchange rate difference | 970 |
| Total added/deducted to amounts originally reported | 92,702,337 |

a) Tax received not reported

Taxes received not reported are receipts collected by government entities but which were not included in their reporting templates. We set out in the table below a summary of the most important adjustments made to government's payments:

| No. | Company | Tax received not reported K MNT |
|-----|--------------------------------|---------------------------------------|
| 194 | Erdenes MGL LLC | 80,110,815 |
| 196 | Erdenet Mining Corporation LLC | 37,710,981 |
| 131 | Tavantolgoi JSC | 33,648,227 |
| 195 | Erdenes Tavan Tolgoi JSC | 13,854,637 |
| 110 | Oyu Tolgoi LLC | 7,579,379 |
| 122 | Southgobi Sands LLC | 6,112,594 |
| 29 | Boroo Gold LLC | 5,952,397 |
| 91 | Mongolrustsvetmet LLC | 2,952,727 |
| 190 | Energy Resource LLC | 2,835,912 |
| 160 | Cement & Lime JSC | 2,031,099 |
| 173 | Shivee Ovoo JSC | 1,077,196 |
| | Other | 14,500,403 |
| | Total adjustments | 208,366,367 |

After receiving and examining details of payments sent by government entities, we noted that amounts originally recorded in the reporting templates were incorrect. Several payments were underreported such as donations and assistance given to the state ministries, agencies, local soums and district governments, payments made to the Employment Support Fund, social insurance charges, dividends paid on state ownership, Corporate Income taxes, charges for mineral deposit and resource usage, penalties, customs service charges etc. We therefore made the requisite adjustments to declared payments based on confirmations from the government entities and a review of the supporting documents.

A summary by type of payment for the amounts received and not reported is presented in the table below:

| No. | Revenue stream | Tax received not reported K MNT |
|--|--|------------------------------------|
| 1. Taxation, payment, fee and dividend paid to State Budget | | 156,042,241 |
| 1.1.1 | Corporate income tax | 15,857,703 |
| 1.1.2 | Customs tax | 616,063 |
| 1.1.3 | Value Added Tax (VAT) | 2,111,271 |
| 1.1.5 | Tax on petrol and diesel fuel | 1,117 |
| 1.2.1 | Fee and extra charges for exploitation of mineral resources | 6,120,498 |
| 1.2.2 | Licence fee for exploitation and exploration of mineral resources | 162,467 |
| 1.2.3 | Payment for deposit, exploration of which was carried out by the Government | 183,437 |
| 1.2.4 | Workplace payment of foreign specialist and labour force (State Budget) | 1,100,691 |
| 1.2.11 | Fee for air pollution | 311,164 |
| 1.2.12 | Social and health insurance charges paid from entity | 43,588,501 |
| 1.3.1 | Customs service fee | 3,681,471 |
| 1.5.1 | Advance payments paid to GoM | 80,000,000 |
| 1.6.1 | Penalty (State Budget) | 2,298,082 |
| 1.6.2 | Compensation (State Budget) | 9,776 |
| 2. Taxation, payment, fee and dividend paid to Local budget | | 44,488,036 |
| 2.1.1 | Real estate tax | 11,732 |
| 2.1.2 | Tax on vehicles and self-moving mechanisms | 109,474 |
| 2.2.1 | Land fee | 177,522 |
| 2.2.2 | Fee for water use | 72,825 |
| 2.2.3 | Fee for use of mineral resources of wide spread | 6,951 |
| 2.2.4 | Workplace payment of foreign specialist and labour force (Local Budget) | 2,916,210 |
| 2.2.5 | Received assistance in according to Production Sharing Agreement | 131,579 |
| 2.4.1 | Dividend on Local State Property | 33,000,000 |
| 2.5.1 | Penalty (Local Budget) | 50,456 |
| 2.5.2 | Compensation (Local Budget) | 134,150 |
| 2.5.3 | Contribution at rate of 50% to Environment protection expense to the Special Account | 485,140 |
| 2.5.4 | Other (Local Budget) | 7,391,997 |
| 3. Donation and assistance paid to state entities | | 7,836,090 |
| 3.1 | Monetary donation and assistance received by Ministries and Agencies | 5,658,581 |
| 3.3 | Monetary donation and assistance paid to aimags and capital city | 169,945 |
| 3.4 | Non-monetary donation and assistance paid to aimags and capital city | 4,296 |
| 3.5 | Monetary donation and assistance paid to soums and districts | 548,128 |
| 3.6 | Non-monetary donation and assistance paid to soums and districts | 1,369,131 |
| 3.7 | Monetary donation and assistance paid to other entities | 80,080 |
| 3.8 | Non-monetary donation and assistance paid to other entities | 5,929 |
| Total adjustments | | 208,366,367 |

b) Tax received reported but outside the reconciliation scope

These are adjustments made to amounts reported by government entities mainly for the following reasons:

- Government receipts from companies not operating in the extractive sector; and
- other receipts not foreseen in the reporting templates (such as employee income tax deductions, excise duty on import of vehicles, etc.).

We set out in the table below a summary of the most important adjustments made to government receipts:

| No. | Company | Tax received reported but outside the reconciliation scope K MNT |
|--------------------------|--------------------------|---|
| 130 | Tavan Tolgoi Trans LLC | (4,473,379) |
| 81 | Max Impex LLC | (2,660,397) |
| 150 | Hera Investment LLC | (1,761,173) |
| 107 | Orchlon Construction LLC | (1,120,485) |
| | Other | (979,737) |
| Total adjustments | | (10,995,171) |

As per companies' reports, we have also deducted payments declared by government entities and relating to companies not carrying out extractive activities. Reports from the following companies were adjusted in order to exclude all non-extractive revenue from the EITI report:

- Bilguuntrade LLC;
- Bridge Construction LLC;
- Max Impex LLC;
- Orchlon Construction LLC;
- Tavan Tolgoi Trans LLC;
- Hera Investment LLC; and
- ESTO LLC.

A summary by type of payment for the adjusted amounts is presented in the table below:

| No. | Revenue stream | Tax received reported but outside the reconciliation scope K MNT |
|--|---|---|
| 1. Taxation, payment, fee and dividend paid to State Budget | | (10,569,963) |
| 1.1.1 | Corporate income tax | (857,432) |
| 1.1.2 | Customs tax | (1,693,249) |
| 1.1.3 | Value Added Tax (VAT) | (3,389,715) |
| 1.1.4 | Excise tax on vehicle fuel and oil materials | (955,168) |
| 1.2.4 | Workplace payment of foreign specialist and labour force (State Budget) | (26,115) |
| 1.2.12 | Social and health insurance charges paid from entity | (444,798) |
| 1.3.1 | Customs service fee | (3,202,986) |
| 1.6.1 | Penalty (State Budget) | (500) |
| 2. Taxation, payment, fee and dividend paid to Local budget | | (420,708) |
| 2.1.1 | Real estate tax | (91,726) |
| 2.1.2 | Tax on vehicles and self-moving mechanisms | (296,199) |
| 2.2.1 | Land fee | (19,713) |
| 2.5.1 | Penalty (Local Budget) | (13,070) |
| 3. Donation and assistance paid to state entities | | (4,500) |
| 3.5 | Monetary donation and assistance paid to soums and districts | (4,500) |
| Total adjustments | | (10,995,171) |

c) Tax amount incorrectly reported

These are amounts incorrectly reported in the reporting templates. The adjustments were made following the receipt of details of payments from government entities. In most of the cases the amounts originally reported were different from the totals of the schedules detailing each revenue stream. We set out in the table below a summary of the most important adjustments:

| No. | Company | Tax amount incorrectly reported K MNT |
|--------------------------|--------------------------------|---------------------------------------|
| 190 | Energy Resource LLC | (5,787,142) |
| 122 | Southgobi Sands LLC | (3,832,714) |
| 196 | Erdenet Mining Corporation LLC | (3,189,837) |
| 93 | Mongolyn Alt Mak LLC | (2,731,000) |
| 110 | Oyu Tolgoi LLC | (1,317,158) |
| 91 | Mongolrustsvetmet LLC | (1,020,482) |
| | Other | (2,870,144) |
| Total adjustments | | (20,748,477) |

A summary by type of payment for the adjusted amounts is presented in the table below:

| No. | Revenue stream | Tax amount incorrectly reported K MNT |
|--|--|---------------------------------------|
| 1. Taxation, payment, fee and dividend paid to State Budget | | (20,128,814) |
| 1.1.1 | Corporate income tax | (4,743,981) |
| 1.1.2 | Customs tax | 2,205 |
| 1.1.3 | Value Added Tax (VAT) | (54,575) |
| 1.1.4 | Excise tax on vehicle fuel and oil materials | (30,779) |
| 1.2.1 | Fee and extra charges for exploitation of mineral resources | (8,139,085) |
| 1.2.2 | Licence fee for exploitation and exploration of mineral resources | (89,768) |
| 1.2.4 | Workplace payment of foreign specialist and labour force (State Budget) | (1,685) |
| 1.2.11 | Fee for air pollution | (119,459) |
| 1.2.12 | Social and health insurance charges paid from entity | (961,956) |
| 1.3.1 | Customs service fee | (5,989,705) |
| 1.6.1 | Penalty (State Budget) | (26) |
| 2. Taxation, payment, fee and dividend paid to Local budget | | (467,526) |
| 2.1.1 | Real estate tax | 32,689 |
| 2.1.2 | Tax on vehicles and self-moving mechanisms | (413,342) |
| 2.2.1 | Land fee | (6,780) |
| 2.2.2 | Fee for water use | (134,812) |
| 2.5.3 | Contribution at rate of 50% to Environment protection expense to the Special Account | 54,719 |
| 3. Donation and assistance paid to state entities | | (152,137) |
| 3.5 | Monetary donation and assistance paid to soums and districts | (115,837) |
| 3.6 | Non-monetary donation and assistance paid to soums and districts | (36,300) |
| Total adjustments | | (20,748,477) |

d) Tax reported but not received

These are payment flows not actually received by government entities but which were included in their reporting templates. We set out in the table below a summary of the most important adjustments made to government agency payments:

| No. | Company | Tax reported but not received K MNT |
|-----|---------------------------------|-------------------------------------|
| 194 | Erdenes MGL LLC | (793,201) |
| 145 | Khangad Exploration LLC | (413,228) |
| 1 | Avdar Bayan LLC | (100,205) |
| 185 | MCGT LLC | (56,315) |
| 167 | Chinkhua MAK Nariin Sukhait LLC | (54,676) |
| 159 | Tsairtmineral LLC | (47,012) |

| No. | Company | Tax reported but not received K MNT |
|--------------------------|---------|--|
| | Other | (50,687) |
| Total adjustments | | (1,515,324) |

A summary by type of payment for the adjusted amounts is presented in the table below:

| No. | Revenue stream | Tax reported but not received K MNT |
|--|--|--|
| 1. Taxation, payment, fee and dividend paid to State Budget | | (1,411,750) |
| 1.1.1 | Corporate income tax | (3,900) |
| 1.1.2 | Customs tax | (17,996) |
| 1.1.3 | Value Added Tax (VAT) | (39,515) |
| 1.2.1 | Fee and extra charges for exploitation of mineral resources | (793,201) |
| 1.2.2 | Licence fee for exploitation and exploration of mineral resources | (469,543) |
| 1.2.4 | Workplace payment of foreign specialist and labour force (State Budget) | (5,027) |
| 1.2.12 | Social and health insurance charges paid from entity | (8,330) |
| 1.3.1 | Customs service fee | (74,238) |
| 2. Taxation, payment, fee and dividend paid to Local budget | | (103,574) |
| 2.1.2 | Tax on vehicles and self-moving mechanisms | (189) |
| 2.2.1 | Land fee | (101,885) |
| 2.5.3 | Contribution at rate of 50% to Environment protection expense to the Special Account | (1,500) |
| Total adjustments | | (1,515,324) |

e) Tax received on other identification number

These are amounts included on the government entities' report templates but which were declared on behalf of other companies. Most of the cases relate to receipts declared by the government entity under the wrong taxpayer. We set out in the table below a summary of the most important adjustments:

| No. | Company | Tax received on other identification number K MNT |
|--------------------------|------------------------------|--|
| 195 | Erdenes Tavan Tolgoi JSC (*) | (80,000,000) |
| 197 | Erel Cement LLC | (1,157,681) |
| | Other | (1,159,927) |
| Total adjustments | | (82,317,608) |

(*) Please refer to adjustment to 4.3.2 government adjustments; a) Tax received not reported.

Based on details of payments received from the companies, we have adjusted the payment declared by the government for Erel Cement LLC as this amount was not actually paid by the company. The amount was transferred to the government by the parent company Erel LLC. Erel Cement LLC transferred the amount to the parent company and the latter paid the government entity.

A summary by type of payment for the adjusted amounts is presented in the table below:

| No. | Revenue stream | Tax received on other identification number K MNT |
|--|---|--|
| 1. Taxation, payment, fee and dividend paid to State Budget | | (82,221,919) |
| 1.1.1 | Corporate income tax | (52,351) |
| 1.1.2 | Customs tax | (375,823) |
| 1.1.3 | Value Added Tax (VAT) | (1,346,420) |
| 1.2.2 | Licence fee for exploitation and exploration of mineral resources | (383,012) |
| 1.2.12 | Social and health insurance charges paid from entity | (62,947) |
| 1.3.1 | Customs service fee | (366) |
| 1.5.1 | Advance payments paid to GoM | (80,000,000) |
| 1.6.1 | Penalty (State Budget) | (1,000) |
| 2. Taxation, payment, fee and dividend paid to Local budget | | (95,689) |
| 2.1.1 | Real estate tax | (75,126) |
| 2.1.2 | Tax on vehicles and self-moving mechanisms | (4,535) |
| 2.5.1 | Penalty (Local Budget) | (16,028) |
| Total adjustments | | (82,317,608) |

4.4 Contributions and other information declared unilaterally

The payment flows declared unilaterally in this report include:

- Fees and service charges paid to local budget and local administrative authorities such as stamp fees, service fees, licence fees, fee for forestry use and fire wood, etc.;
- Tax exemptions and rebates according to agreements with the Government of Mongolia;
- Expenses incurred by extractive companies on investments, staff training, environment protection, etc.
- Monetary and non-monetary donations and assistance for non-governmental organisations, individuals or other entities.

4.4.1 Contributions and other information declared by extractive company

We set out in the table below a summary of the most important companies' voluntary contributions:

| No. | Company | Amount (K MNT) |
|-----|---|-------------------|
| 66 | Jun Yan LLC | 763,265,506 |
| 196 | Erdenet Mining corporation LLC | 176,597,464 |
| 122 | Southgobi Sands LLC | 101,783,584 |
| 48 | Gobi-Exploration LLC | 71,893,545 |
| 145 | Khangad Exploration LLC | 44,228,260 |
| 49 | Gobi Energy Partners LLC | 30,506,656 |
| 167 | Chinkhua MAK Nariin Sukhait LLC | 25,463,233 |
| 155 | Khurgatai Khaikhan LLC | 20,798,010 |
| 110 | Oyu Tolgoi LLC | 20,811,456 |
| 73 | Ikh Gobi Energy | 18,521,292 |
| 149 | Kharanga Khuder LLC | 14,952,076 |
| 29 | Boroo Gold LLC | 14,865,979 |
| 123 | Centerra Gold Mongolia LLC | 12,912,539 |
| 185 | MCGT LLC | 11,047,526 |
| 47 | Gobi Coal and Energy LLC | 7,039,349 |
| 105 | ONTRE LLC | 6,961,154 |
| 197 | Erel Cement LLC | 5,193,433 |
| 97 | Munkh Noyon Suvarga LLC | 3,997,802 |
| 191 | Erdene Mongol LLC | 3,873,992 |
| 31 | Broad LLC | 3,720,454 |
| 117 | Reo LLC | 3,676,924 |
| 20 | Bayan Airag Exploration LLC | 3,334,445 |
| 115 | Poloresources - Peabody Winsway Resources | 3,211,252 |
| 91 | Mongolrustsvetmet LLC | 2,682,791 |
| 114 | Petro China Dachin Tamsag LLC | 2,575,005 |
| 70 | Zon Hen Yun Tian LLC | 2,513,597 |
| 113 | Petro Matad LLC | 2,478,693 |
| 165 | Tsetsens Mining and Energy LLC | 2,420,074 |
| 177 | Shine Longda LLC | 2,331,780 |
| 173 | Shivee Ovoo JSC | 2,302,531 |
| 193 | Erdenejas LLC | 2,252,799 |
| 200 | Universal Resources LLC | 2,236,563 |
| 42 | Galaxy Mining Mongolia | 2,201,708 |
| 87 | Mongol Altai Resources LLC | 1,925,661 |
| 119 | Samton Morris LLC | 1,810,595 |
| 121 | South Gobi Blake Gold LLC | 1,638,365 |

| No. | Company | Amount (K MNT) |
|-----|--------------------------------------|----------------------|
| 171 | Shariin Gol JSC | 1,422,256 |
| 132 | Taliin Shigtgee | 1,312,735 |
| 180 | Ejbalei LLC | 1,312,596 |
| 7 | Altain Khuder LLC | 1,231,216 |
| 176 | Shine Ilion Nen Yuan LLC | 1,040,184 |
| 136 | Ten Khun LLC | 979,979 |
| 148 | Khartarvagatai JSC | 937,080 |
| 28 | Bold Tumur Eruu Gol LLC | 916,679 |
| 68 | Zaraya Holdings LLC | 877,995 |
| 9 | Altanrio Mongolia LLC | 815,955 |
| 37 | Berkh Resources LLC | 778,716 |
| 172 | Shengangyuntun LLC | 692,769 |
| 175 | Shine Asia Mining Group LLC | 669,927 |
| 179 | Sheiman LLC | 545,043 |
| 116 | Reservoir Moly Mongolia LLC | 512,933 |
| 190 | Energy Resource LLC | 489,001 |
| 36 | Berkh-Uul LLC | 439,847 |
| 187 | MMRI LLC | 438,277 |
| 84 | Mon En Ko LLC | 403,266 |
| 17 | Batu Mining Mongolia LLC | 374,900 |
| 3 | Adamas Mining LLC | 357,568 |
| 125 | CCM LLC | 346,887 |
| 93 | Mongol Alt Mak LLC | 331,895 |
| 85 | Mogol International LLC | 322,126 |
| 59 | Duchin Delgerekh LLC | 292,134 |
| 22 | Bayanteeg LLC | 282,008 |
| 12 | Anian Resources LLC | 262,887 |
| 92 | Mongolczechmetal LLC | 244,500 |
| 41 | Voyager Gold LLC | 212,050 |
| 62 | DUN LI LLC | 201,908 |
| 63 | Jado Zambala LLC | 187,750 |
| 82 | Mandal-Altai Group LLC | 181,389 |
| 95 | Monlaa LLC | 173,661 |
| 192 | Erdenedalai Coal LLC | 165,590 |
| 118 | Redhill Mongolia LLC | 160,433 |
| 139 | Ulzgol LLC | 155,813 |
| 188 | Emeelt Mines LLC | 150,757 |
| 16 | Badmaarag Khash LLC | 145,745 |
| 133 | Terra Energy LLC | 134,581 |
| 161 | Central Asian Cement | 131,699 |
| 157 | Khuslemj LLC | 131,000 |
| 146 | Khangi Prospecting LLC | 120,252 |
| 156 | Khureedel LLC | 119,372 |
| 151 | Khongor Khangain Erdenes LLC | 117,178 |
| 137 | Teso LLC | 113,431 |
| | Others | 1,113,036 |
| | Total Voluntary contributions | 1,420,373,097 |

4.4.2 Contributions by type

We set out in the table below a summary of these contributions:

| No. | Revenue stream | Amount (K MNT) |
|------------------------------------|--|----------------------|
| B- Voluntary contributions | | |
| 4. Fees and service charges | | 2,040,503 |
| 4.1 | Stamp fee received in local budget | 426,879 |
| 4.2 | Service fee received in local administrative organizations | 27,384 |
| 4.3 | Licence fee for exploitation natural resources except mineral resources | 4,926 |
| 4.4 | Stamp fee paid to ministries and state organizations | 254,707 |
| 4.5 | Service fee paid to ministries and state organizations | 834,306 |
| 4.6 | Service fee for foreign experts and workers | 438,199 |
| 4.7 | Stamp fee on licensing of construction, modification, renovation, decommissioning of nuclear equipment | - |
| 4.8 | Stamp fee on licensing possession, utilization, sale, import, export, transport of nuclear substance, dumping treatment after utilization | 2,088 |
| 4.9 | Stamp fee for licensing import, export, transport of nuclear minerals, dumping and reclamation of nature after utilization | 45,608 |
| 4.10 | Stamp fee for licensing possess, utilization, sale, montage, place, rent, produce, decommission, demontage, store, transport, import, export of nuclear generator, dump treatment, deactivate and other related activities, and revenues | 6,406 |
| 5. Payment | | 7,455 |
| 5.1 | Fee for forestry use and fire wood | 7,455 |
| 6. Other expenses | | 1,395,709,559 |
| 6.1 | Taxes exempted and discounted according to agreements, particular conditions | 12,029,722 |
| 6.2 | Investment expense | 371,577,117 |
| 6.3 | Staff training and expense incurred for strengthening capacity | 5,086,656 |
| 6.4 | Geological and exploration expense | 995,786,138 |
| 6.5 | Expense for environment protection | 9,894,725 |
| 6.6 | Expense for protecting disaster | 1,335,201 |
| 7. Donation and assistance | | 22,615,580 |
| 7.1 | Monetary donation and assistance received by non-governmental organization | 1,344,176 |
| 7.2 | Non-monetary donation and assistance received by non-governmental organization | 18,856 |
| 7.3 | Monetary donation and assistance received by other entities | 2,425,819 |
| 7.4 | Non-monetary donation and assistance received by other entities | 17,416,340 |
| 7.5 | Monetary donation and assistance received by individuals | 1,171,809 |
| 7.6 | Non-monetary donation and assistance received by individuals | 238,580 |
| Total | | 1,420,373,097 |

5. FINAL UNRECONCILED DIFFERENCES

Following our adjustments, the total unreconciled residual differences on payments amounted to **KMNT 360,966** representing **0.02%** of total payments reported by government entities. This is the sum of positive differences of **KMNT 2,483,618** and negative differences amounting to **KMNT 2,122,652**. These unreconciled differences can be analysed as follows:

| | Total payments K MNT |
|--|-------------------------|
| Reporting template not submitted by the extractive company | (633,174) |
| Supporting documents do not match government entity report | (631) |
| Missing extractive company detail by payment | 913,750 |
| Missing government entity detail by payment | 6,484 |
| Tax not reported by the extractive company | (1,869,410) |
| Tax not reported by the government entity | 2,191,237 |
| Detail of payments could not be used | (248,146) |
| Exchange rate difference | 1,340 |
| Not material difference <MNT 100K | (484) |
| Total differences | 360,966 |

5.1 Unreconciled differences by extractive company

5.1.1 Reporting template not submitted by the extractive company

This final unreconciled difference relates to one company Dongsheng Petroleum LLC which failed to submit its reporting template. We contacted the company directly in order to collect the reporting template but its General Accountant informed us that the company was not aware of the on-going EITI process and that the financial data for 2012 was no longer available. Despite several reminders the company refused to make the necessary information available to us.

| No. | Company | Amount K MNT |
|-----|-------------------------|-----------------|
| 58 | Dongsheng Petroleum LLC | (633,174) |

5.1.2 Supporting documents do not match government entity report

This final difference originates from unexplained differences between the government reports submitted to us by the Mongolian Tax Authority and details of payments submitted by the different government entities. These differences are detailed below:

| No. | Company | Amount K MNT |
|---------------------------------------|--------------------------|-----------------|
| 7 | Altain Khuder LLC | (190) |
| 13 | Ankhai-International LLC | 420 |
| 28 | Bold Tumor Eruu Gol LLC | (104) |
| 194 | Erdenes MGL LLC | (757) |
| Total unreconciled differences | | (631) |

5.1.3 Missing extractive company detail by payment

Since extractive companies submitted templates with annual figures for each revenue stream only. Detailed schedules were not annexed to the reports. Despite numerous attempts to obtain details of payments declared, several companies failed to submit the relevant documents. The lack of detailed schedules meant that it was impossible to reconcile the figures with the government reports. The resulting unreconciled differences by company are detailed below:

| No. | Company | Amount K MNT |
|---------------------------------------|-------------------------------|-----------------|
| 114 | Petro China Dachin Tamsag LLC | 855,301 |
| 51 | Golden Sea Petroleum LLC | 114,747 |
| 90 | Mongolbulgar Geo LLC | 45,791 |
| 178 | Shine Shivee LLC | (15,259) |
| 189 | NPI LLC | (18,002) |
| 82 | Mandal-Altai Group LLC | (19,983) |
| 87 | Mongol Altai Resources LLC | (42,575) |
| | Other | (6,270) |
| Total unreconciled differences | | 913,750 |

5.1.4 Missing government entity detail by payment

Government reporting templates were collected and compiled by the Mongolian Tax Authority. We were provided with a spread sheet including total annual payments by tax received from extractive companies. There were no detailed schedules for each payment stream for government receipts. We contacted the relevant government entities to obtain further details of amounts declared. However, we were unable to obtain detailed schedules from government entities for several payments. As a result, we were unable to analyse the difference and make the necessary adjustments. The resulting unreconciled differences are detailed below:

| No. | Company | Amount K MNT |
|---------------------------------------|-------------------------|-----------------|
| 145 | Khangad Exploration LLC | 26,815 |
| 110 | Oyu Tolgoi LLC | 25,355 |
| 11 | Andiin Ilch LLC | (15,426) |
| 19 | Bayan-Erch LLC | (19,347) |
| | Other | (10,913) |
| Total unreconciled differences | | 6,484 |

5.1.5 Tax not reported by the extractive company or by government entity

These differences relate mainly to donations and assistance paid to government entities. In most of the cases we were unable to confirm the amounts declared with the final beneficiary, given the lack of records of these donations or assistance especially with regards to the non-monetary contributions.

Amounts not declared by extractive companies:

| No. | Company | Amount K MNT |
|-----|-----------------------------|-----------------|
| 131 | Tavantolgoi JSC | (563,452) |
| 124 | COAL LLC | (514,591) |
| 110 | Oyu Tolgoi LLC | (226,511) |
| 20 | Bayan Airag Exploration LLC | (100,000) |

| No. | Company | Amount K MNT |
|---------------------------------------|-------------------------------|--------------------|
| 54 | Darkhan Bor Khujir LLC | (79,729) |
| 91 | Mongolrustsvetmet LLC | (71,115) |
| 114 | Petro China Dachin Tamsag LLC | (62,576) |
| 2 | AGM Mining LLC | (48,000) |
| 84 | Mon En Ko LLC | (33,863) |
| 108 | Ochir Tuv LLC | (25,001) |
| 120 | Sansaryn Geology Khaiguul LLC | (19,646) |
| 155 | Khurgatai Khairkhan LLC | (19,347) |
| 117 | Reo LLC | (17,773) |
| 116 | Reservoir Moly Mongolia LLC | (15,670) |
| 148 | Khartarvagatai JSC | (15,580) |
| 118 | Redhill Mongolia LLC | (11,824) |
| | Other | (44,732) |
| Total unreconciled differences | | (1,869,410) |

Amounts not declared by government entities

| No. | Company | Amount K MNT |
|---------------------------------------|--------------------------------|------------------|
| 110 | Oyu Tolgoi LLC | 774,318 |
| 54 | Darkhan Bor Khujir LLC | 279,474 |
| 7 | Altain Khuder LLC | 274,696 |
| 29 | Boroo Gold LLC | 190,371 |
| 18 | Bayalag Ord LLC | 55,000 |
| 87 | Mongol Altai Resources LLC | 52,312 |
| 88 | Mongol Gazar LLC | 51,295 |
| 66 | Jun Yuan LLC | 47,808 |
| 159 | Tsairtmineral LLC | 38,584 |
| 37 | Berkh Resources LLC | 35,117 |
| 102 | Odod Gold LLC | 31,917 |
| 23 | BDBL LLC | 29,772 |
| 196 | Erdenet Mining Corporation LLC | 28,646 |
| 94 | Mondulaan Trade LLC | 25,418 |
| 104 | Olon Ovoot Gold LLC | 20,752 |
| 19 | Bayan-Erch LLC | 19,250 |
| 76 | Catcorp Mongolia LLC | 18,744 |
| 155 | Khurgatai Khairkhan LLC | 18,201 |
| 11 | Andiin Ilch LLC | 17,344 |
| 148 | Khartarvagatai JSC | 14,865 |
| 129 | Seruun Selbe LLC | 13,692 |
| 97 | Munkh Noyon Suvarga LLC | 12,303 |
| 17 | Batu Mining Mongolia LLC | 12,050 |
| 25 | BHM LLC | 11,920 |
| 13 | Ankhai-International LLC | 11,171 |
| 73 | Ikh Gobi Energy LLC | 10,748 |
| | Other | 95,469 |
| Total unreconciled differences | | 2,191,237 |

5.1.6 Detail of payments could not be used

We were unable to reconcile these differences because the details of payments provided by the extractive companies or the government entities are not sufficiently comprehensive or intelligible. Most of the cases relate to situations where the detailed schedules do not include relevant information for the analysis, such as payment dates and receipt numbers or when several payments are regrouped per period or when several taxes are lumped together as one payment.

The resulting unreconciled differences are detailed below:

| No. | Company | Amount K MNT |
|---------------------------------------|-----------------------|------------------|
| 110 | Oyu Tolgoi LLC | (523,492) |
| 104 | Olon Ovoot Gold LLC | 33,301 |
| 7 | Altain Khuder LLC | 48,712 |
| 93 | Mongolyn Alt Mak LLC | 55,938 |
| 91 | Mongolrustsvetmet LLC | 137,190 |
| | Other | 205 |
| Total unreconciled differences | | (248,146) |

5.2 Unreconciled differences by payment stream

We set out in the table below the analysis of the unreconciled differences by payment stream:

| No. | Revenue stream | Unreconciled difference | Reasons for differences | | | | | | | | |
|--------------------------|---|-------------------------|--|--|--|-------------------------------------|--|-----------------------------------|--------------------------------------|--------------------------|-----------------------------------|
| | | | Reporting template not submitted by the extractive company | Supporting documents do not match Govt Body report | Missing extractive company detail by payment | Missing Govt Body detail by payment | Tax not reported by the extractive company | Tax not reported by the Govt Body | Detail of payments could not be used | Exchange rate difference | Not material difference <MNT 100K |
| A- Basic payments | | | | | | | | | | | |
| 1. | Taxation, payment, fee and dividend paid to State Budget | (1,445,063) | (619,633) | - | 850,973 | 18,742 | (1,471,534) | 66,733 | (291,265) | 1,156 | (235) |
| 1.1.1 | Corporate income tax | (43,808) | (5,533) | - | (34,391) | - | (4,471) | 815 | (291) | - | 63 |
| 1.1.2 | Customs tax | 146,717 | - | - | 160,582 | (686) | (13,193) | 26,635 | (27,062) | 419 | 22 |
| 1.1.3 | Value Added Tax (VAT) | 143,672 | - | - | 489,794 | (1,440) | (27,836) | 5,700 | (322,144) | (97) | (305) |
| 1.1.4 | Excise tax on vehicle fuel and oil materials | (189,806) | - | - | (119,136) | - | (72,009) | 1,339 | - | - | - |
| 1.1.5 | Tax on petrol and diesel fuel | (25,387) | - | - | (24,310) | - | (1,614) | - | 581 | - | (44) |
| 1.2.1 | Fee and extra charges for exploitation of mineral resources | 4,397 | - | - | 14,253 | - | (55,000) | 13,845 | 31,348 | - | (49) |
| 1.2.2 | Licence fee for exploitation and exploration of mineral resources | (22,995) | - | - | (15,984) | (409) | (4,119) | - | (3,256) | 858 | (85) |
| 1.2.3 | Payment for deposit, exploration of which was carried out by the Government | 665 | - | - | - | - | - | 752 | - | (48) | (39) |
| 1.2.4 | Workplace payment of foreign specialist and labour force (State Budget) | (124,617) | (614,100) | - | 654,813 | - | (171,099) | 6,737 | (1,079) | - | 111 |
| 1.2.5 | Bonus after signing Product sharing agreement / only year of contract | 117 | - | - | - | - | - | 123 | - | - | (6) |
| 1.2.7 | Bonus for training in according to Product sharing agreement | 87 | - | - | - | - | - | - | - | 33 | 54 |
| 1.2.8 | Field deposit in according to Product sharing agreement (area pledge under the Product sharing agreement) | 63 | - | - | - | - | - | - | - | (4) | 67 |
| 1.2.10 | Fee for supporting field office in according to Product sharing agreement | (1,582) | - | - | - | - | - | - | (1,581) | (5) | 4 |
| 1.2.11 | Fee for air pollution | 821 | - | - | 605 | - | - | 52 | - | - | 164 |
| 1.2.12 | Social and health insurance charges paid from entity | (260,716) | - | - | (269,643) | (190) | - | 520 | 8,529 | - | 68 |

| No. | Revenue stream | Unreconciled difference | Reasons for differences | | | | | | | Exchange rate difference | Not material difference <MNT 100K |
|-----------|--|-------------------------|--|--|--|-------------------------------------|--|-----------------------------------|--------------------------------------|--------------------------|-----------------------------------|
| | | | Reporting template not submitted by the extractive company | Supporting documents do not match Govt Body report | Missing extractive company detail by payment | Missing Govt Body detail by payment | Tax not reported by the extractive company | Tax not reported by the Govt Body | Detail of payments could not be used | | |
| 1.3.1 | Customs service fee | (1,062,701) | - | - | (2,552) | 21,467 | (1,104,081) | - | 23,080 | - | (615) |
| 1.6.1 | Penalty (State Budget) | 2,947 | - | - | - | - | (5,550) | 7,560 | 610 | - | 327 |
| 1.6.2 | Compensation (State Budget) | (13,229) | - | - | (3,058) | - | (12,562) | 2,391 | - | - | - |
| 1.6.4 | Other (State Budget) | 292 | - | - | - | - | - | 264 | - | - | 28 |
| 2. | Taxation, payment, fee and dividend paid to Local budget | 398,505 | (13,541) | (631) | 28,604 | (28,158) | (102,163) | 502,900 | 11,768 | - | (274) |
| 2.1.1 | Real estate tax | (54,206) | - | - | (43,669) | 16 | (8,977) | - | (1,555) | - | (21) |
| 2.1.2 | Tax on vehicles and self-moving mechanisms | (42,348) | (6,361) | (1,051) | (649) | (7,331) | (38,903) | 3,752 | 8,644 | - | (449) |
| 2.2.1 | Land fee | 22,946 | - | 420 | 3,740 | - | (7,867) | 28,342 | (1,838) | - | 149 |
| 2.2.2 | Fee for water use | 24,424 | (7,180) | - | 5,301 | 89 | (1,338) | 29,084 | (1,602) | - | 70 |
| 2.2.3 | Fee for use of mineral resources of wide spread | 256,039 | - | - | 410 | - | - | 254,529 | 1,100 | - | - |
| 2.2.4 | Workplace payment of foreign specialist and labour force (Local Budget) | 45,890 | - | - | - | - | - | 45,890 | - | - | - |
| 2.2.5 | Received assistance in according to Product sharing agreement | 15,312 | - | - | - | - | - | 15,312 | - | - | - |
| 2.4.1 | Dividend on Local State Property | 1,792 | - | - | - | - | - | 1,792 | - | - | - |
| 2.5.1 | Penalty (Local Budget) | 49,424 | - | - | (4,648) | - | (858) | 55,345 | (348) | - | (67) |
| 2.5.3 | Contribution at rate of 50% to Environment protection expense to the Special Account | 110,144 | - | - | 69,172 | 8,347 | (43,470) | 68,671 | 7,367 | - | 57 |
| 2.5.4 | Other (Local Budget) | (30,912) | - | - | (1,053) | (29,279) | (750) | 183 | - | - | (13) |
| 3. | Donation and assistance paid to state entities | 1,407,524 | - | - | 34,173 | 15,900 | (295,713) | 1,621,604 | 31,351 | 184 | 25 |
| 3.1 | Monetary donation and assistance received by Ministries and Agencies | 34,378 | - | - | - | 7,900 | - | 26,478 | - | - | - |
| 3.2 | Non-monetary donation and assistance received by Ministries and Agencies | 219,988 | - | - | - | - | - | 219,988 | - | - | - |
| 3.3 | Monetary donation and assistance paid to aimags and capital city | 10,284 | - | - | 1,000 | (4,000) | (7,000) | 20,100 | - | 184 | - |
| 3.4 | Non-monetary donation and assistance paid to aimags and capital city | 679,976 | - | - | - | - | - | 674,945 | 5,031 | - | - |
| 3.5 | Monetary donation and assistance paid to soums and districts | 1,354 | - | - | 473 | 12,000 | (139,805) | 102,341 | 26,320 | - | 25 |

| No. | Revenue stream | Unreconciled difference | Reasons for differences | | | | | | | | |
|--------------|--|-------------------------|--|--|--|-------------------------------------|--|-----------------------------------|--------------------------------------|--------------------------|-----------------------------------|
| | | | Reporting template not submitted by the extractive company | Supporting documents do not match Govt Body report | Missing extractive company detail by payment | Missing Govt Body detail by payment | Tax not reported by the extractive company | Tax not reported by the Govt Body | Detail of payments could not be used | Exchange rate difference | Not material difference <MNT 100K |
| 3.6 | Non-monetary donation and assistance paid to soums and districts | 260,823 | - | - | - | - | (148,000) | 408,823 | - | - | - |
| 3.7 | Monetary donation and assistance paid to other entities | 200,661 | - | - | 32,700 | - | - | 167,961 | - | - | - |
| 3.8 | Non-monetary donation and assistance paid to other entities | 60 | - | - | - | - | (908) | 968 | - | - | - |
| Total | | 360,966 | (633,174) | (631) | 913,750 | 6,484 | (1,869,410) | 2,191,237 | (248,146) | 1,340 | (484) |

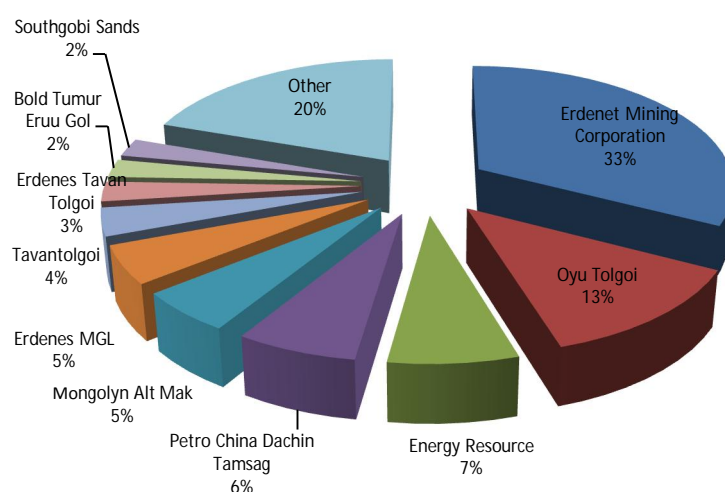
6. ANALYSIS OF KEY FIGURES IN THE EITI REPORT

We summarise in the tables below the payments after adjustments by company and by payment flows reported by the government.

6.1 Contributions of extractive companies in the 2012 EITI report

The table below presents the contribution of each extractive company covered by the reconciliation exercise:

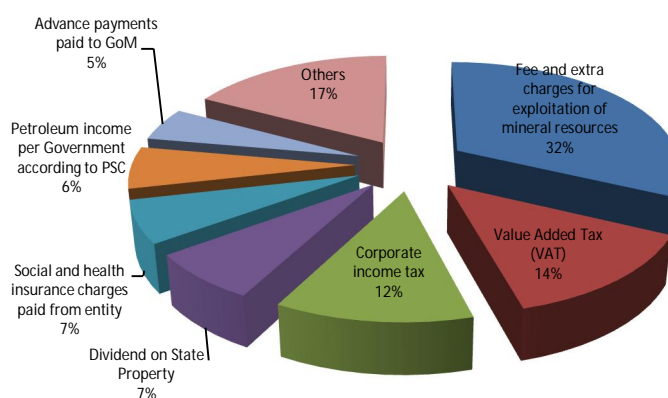
| Company | Government receipts K MNT | % of total payment |
|--------------------------------|------------------------------|-----------------------|
| Erdenet Mining Corporation LLC | 519,726,775 | 32.61% |
| Oyu Tolgoi LLC | 201,918,246 | 12.67% |
| Energy Resource LLC | 111,928,313 | 7.02% |
| Petro China Dachin Tamsag LLC | 104,864,082 | 6.58% |
| Mongolyn Alt Mak LLC | 86,103,290 | 5.40% |
| Erdenes MGL LLC | 80,142,183 | 5.03% |
| Tavantolgoi JSC | 58,485,547 | 3.67% |
| Erdenes Tavan Tolgoi JSC | 41,392,755 | 2.60% |
| Bold Tumur Eruu Gol LLC | 37,908,463 | 2.38% |
| Southgobi Sands LLC | 37,715,532 | 2.37% |
| Other (190 companies) | 313,568,489 | 19.67% |
| Total extractive sector | 1,593,753,675 | 100.00% |



6.2 Contribution of flows in the 2012 EITI report

The table below presents the contribution of each revenue flow covered by the reconciliation exercise:

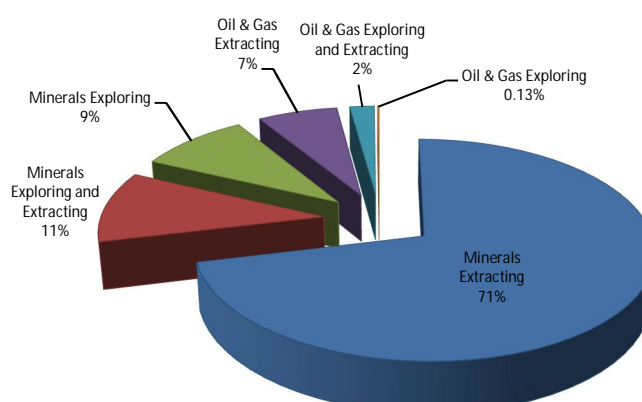
| Payment stream | Govt receipts K MNT | % of total payment |
|---|------------------------|-----------------------|
| Fee and extra charges for exploitation of mineral resources | 510,410,648 | 32.03% |
| Value Added Tax (VAT) | 219,179,003 | 13.75% |
| Corporate income tax | 192,321,230 | 12.07% |
| Dividend on State Property | 114,621,665 | 7.19% |
| Social and health insurance charges paid from entity | 102,316,584 | 6.42% |
| Petroleum income per Government according to PSC | 100,885,111 | 6.33% |
| Advance payments paid to GoM | 80,000,000 | 5.02% |
| Others | 274,019,434 | 17.19% |
| Total extractive sector | 1,593,753,675 | 100.00% |



6.3 Contribution of activities in the 2012 EITI report

The table below presents the contribution of each type of activity covered by the reconciliation exercise:

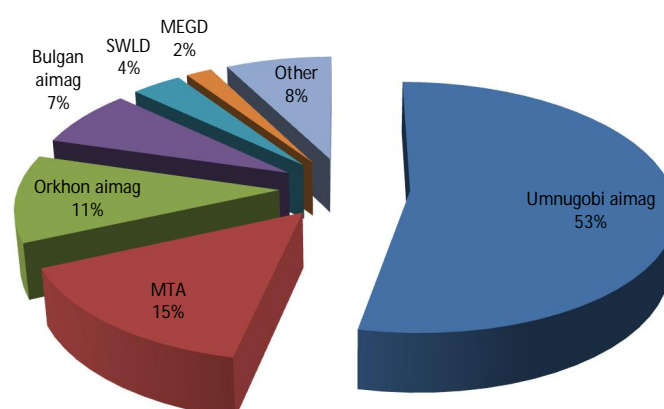
| Activity | Government receipts K MNT | % of total payment |
|------------------------------------|------------------------------|-----------------------|
| Minerals Extracting | 1,135,508,960 | 71% |
| Minerals Exploring and Extracting | 171,302,790 | 11% |
| Minerals Exploring | 146,987,123 | 9% |
| Oil & Gas Extracting | 105,555,021 | 7% |
| Oil & Gas Exploring and Extracting | 32,377,959 | 2% |
| Oil & Gas Exploring | 2,012,432 | 0.13% |
| Other | 9,391 | 0% |
| Total Basic payments | 1,593,753,675 | 100% |



6.4 Analysis of payments to the Local Budget

Taxes, fees and other payments made by the extractive companies to the Local Budget amounted to **KMNT 92,841,103**. We set out in the table below details of these payments by recipient. Details of these payments by tax and by recipient are detailed in Annex 6.

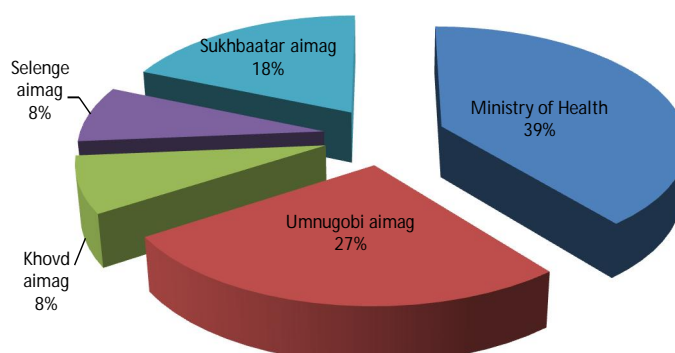
| Recipient | Extractive companies payments K MNT | % of total payment |
|----------------|--|-----------------------|
| Umnugobi aimag | 49,485,603 | 53% |
| MTA | 13,913,195 | 15% |
| Orkhon aimag | 10,475,050 | 11% |
| Bulgan aimag | 6,873,300 | 7% |
| SWLD | 3,338,929 | 4% |
| MEGD | 1,731,933 | 2% |
| Other | 7,023,093 | 8% |
| Total | 92,841,103 | 100% |



6.5 Analysis of donations and assistance paid to state entities

Donations and assistance made by extractive companies to state entities amounted to **KMNT 14,518,876**. We set out in the table below details of these contributions by recipient. Full details by type of donation and by recipient are presented in Annex 7.

| Recipient | Extractive companies payments K MNT | % of total payment |
|--------------------|--|-----------------------|
| Ministry of Health | 5,696,028 | 39% |
| Umnugobi aimag | 3,863,259 | 27% |
| Khovd aimag | 1,133,052 | 8% |
| Selenge aimag | 1,125,784 | 8% |
| Other | 2,700,753 | 18% |
| Total | 14,518,876 | 100% |



7. OTHER SPECIFIC REQUIREMENTS

7.1 Survey on implementation of the Mining Activity Plan

According to our ToR we were requested to present a survey on the implementation of the Mining Activity Plans for the 200 companies included in the scope of the reconciliation. The Mineral Resources Authority provided us with Mining Activity Plan implementation for only 84 extractive companies.

The remaining 116 companies have not submitted their Mining Activity Plans to the Mineral Resources Authority. The statistics of these 166 companies by type of licence are as follows:

- Exploitation licence holders - 38 companies;
- Exploitation and exploration licence holders - 20 companies; and
- Exploration licence holders-58 companies.

We present in the table below a summary of the implementation of Mining Activity Plans by extracted product. In total 23 mineral products were covered. A detailed table of the Mining Activity Plans implementation by company and by extracted product is presented in Annex 8.

| No. | Minerals | Nber of companies | Soil removal (thousand M3) | | | Ore mining (thousand M3) | | | Ore processing (thousand M3) | | | Product output Au, Ag (kg), Sand, Gravel (thousand m3), Cu, Mo, Fe, Zn, W, Sn, Coal, fluoride, lime (thousand ton), brick (million units) | | | Sales of products Au, Ag (kg), Sand, Gravel (thousand m3), Cu, Mo, Fe, Zn, W, Sn, Coal, fluoride, lime (thousand ton), brick (million units) | | |
|--------------|-------------------|-------------------|----------------------------|------------------|-------------|--------------------------|-----------------|-------------|------------------------------|-----------------|-------------|---|-----------------|------------|--|-----------------|------------|
| | | | Plan | Actual | Percent | Plan | Actual | Percent | Plan | Actual | Percent | Plan | Actual | Percent | Plan | Actual | Percent |
| 1 | Gold | 32 | 45,342.4 | 18,999.8 | 41.9 | 16,565.6 | 13,426.2 | 81.0 | 17,666.4 | 12,067.2 | 68.3 | 9,968.2 | 4,201.7 | 42.2 | 7,780.3 | 4,001.0 | 51.4 |
| 2 | Bitumen | 1 | 20.5 | - | - | 14.6 | 0.6 | 4.3 | 14.6 | - | - | 14.6 | 0.6 | 4.3 | - | 0.6 | 100.0 |
| 3 | Fluoride45% | 1 | - | - | - | - | - | - | - | - | - | - | 1.1 | 100.0 | - | 1.1 | 100.0 |
| 4 | Gypsum | 1 | 31.8 | 25.9 | 81.4 | 12.1 | 10.4 | 86.6 | 12.0 | - | - | - | 10.4 | 100.0 | - | 3.3 | 100.0 |
| 5 | Wolfram | 1 | - | - | - | - | 9,298.3 | 100.0 | - | 9,298.3 | 100.0 | - | 106.0 | 100.0 | - | 106.0 | 100.0 |
| 6 | gravel | 3 | 4.0 | 17.8 | 449.3 | 142.6 | 226.5 | 158.8 | 22.6 | 214.5 | 948.4 | 142.6 | 226.5 | 158.8 | 142.6 | 246.5 | 172.9 |
| 7 | Fluoride | 1 | 120.0 | - | - | 440.0 | - | - | 531.7 | - | - | 120.0 | - | - | 120.0 | - | - |
| 8 | Ore of fluoride | 1 | - | - | - | - | - | - | - | - | - | - | 0.4 | 100.0 | - | 0.4 | 100.0 |
| 9 | Copper | 1 | 32,671.7 | 6,313.7 | 19.3 | 31,995.8 | 28,066.0 | 87.7 | 25,650.0 | 26,030.0 | 101.5 | 500,770.8 | 517.8 | 0.1 | 498,660.0 | 517.8 | 0.1 |
| 10 | molybdenum | 1 | - | - | - | - | - | - | - | - | - | - | 3.9 | 100.0 | - | 4.0 | 100.0 |
| 11 | Silver | 28 | - | - | - | - | - | - | - | - | - | 10,352.6 | 609.3 | 5.9 | - | 1,210.6 | 100.0 |
| 12 | Coal | 24 | 199,781.0 | 143,685.3 | 71.9 | 40.0 | - | - | - | - | - | 49,204.0 | 29,411.2 | 59.8 | 46,370.2 | 26,281.4 | 56.7 |
| 13 | Brick | 1 | - | - | - | 7.6 | 10.0 | 132.5 | 7.5 | 10.0 | 133.6 | 3.1 | 4.1 | 131.6 | 3.1 | 4.1 | 131.6 |
| 14 | Iron and iron ore | 17 | 31,606.9 | 17,190.6 | 54.4 | 20,911.8 | 11,294.3 | 54.0 | 19,849.6 | 9,589.9 | 48.3 | 10,816.7 | 6,081.0 | 56.2 | 10,879.7 | 5,811.0 | 53.4 |
| 15 | Lead | 2 | - | - | - | 660.0 | - | - | 660.0 | - | - | 11,614.3 | - | - | 10,328.0 | - | - |
| 16 | Composite metal | 3 | 1,609.5 | 30,115.8 | 1,871.1 | 450.0 | 7,872.0 | 1,749.3 | - | - | - | - | - | - | - | - | - |
| 17 | Alevrolite %1.59 | 1 | 0.6 | 0.6 | 100.0 | 30.0 | 1.1 | 3.7 | 30.0 | 0.5 | 1.6 | 8.8 | 0.5 | 5.5 | - | 0.5 | 100.0 |
| 18 | White Silver | 1 | - | - | - | - | - | - | - | - | - | - | 1,362.4 | 100.0 | - | 1,362.4 | 100.0 |
| 19 | Tin | 1 | 39.0 | 388.0 | 994.9 | 27.2 | 20.0 | 73.5 | 127.2 | 20.0 | 15.7 | 32.9 | 0.1 | 0.3 | 32.9 | 0.1 | 0.3 |
| 20 | Zinc | 4 | 1,358.2 | 1,236.5 | 91.0 | 64,438.6 | 441.5 | 0.7 | 64,434.3 | 398.7 | 0.6 | 26,912.0 | 118.0 | 0.4 | 25,843.0 | 125.2 | 0.5 |
| 21 | Mud | 1 | 15.0 | 14.0 | 93.3 | 30.0 | 28.0 | 93.3 | - | - | - | 30.0 | 28.0 | 93.3 | - | 28.0 | 100.0 |
| 22 | Lime stone | 2 | 1,270.1 | 370.0 | 29.1 | 676.0 | 561.4 | 83.0 | 216.2 | 555.2 | 256.8 | 216.2 | 561.4 | 259.7 | 216.2 | 505.9 | 234.0 |
| 23 | Sand Gravel | 4 | 4,991.9 | 563.2 | 11.3 | 31,799.1 | 136.7 | 0.4 | 31,554.3 | 136.7 | 0.4 | 749.2 | 121.2 | 16.2 | 297.7 | 75.9 | 25.5 |
| Total | | | 318,862.6 | 218,921.3 | 68.7 | 168,240.9 | 71,393.1 | 42.4 | 160,776.3 | 58,321.0 | 36.3 | 620,956.0 | 43,365.5 | 7.0 | 600,673.6 | 40,285.7 | 6.7 |

We present in the table below a survey of Mining Activity Plans and actual performances of the seven largest companies from a total of 32 gold extractive companies which have significant activities in soil removal, ore mining, ore processing, product output and sales of products¹:

| No. | Company | Soil removal (thousand M3) | | | Ore mining (thousand M3) | | | Ore processing (thousand M3) | | | Product output (kg) | | | Sales of products (kg) | | |
|--------------|--------------------|-------------------------------|-----------------|-------------|-----------------------------|----------------|-------------|---------------------------------|----------------|-------------|---------------------|----------------|-------------|------------------------|----------------|-------------|
| | | Plan | Actual | Percent | Plan | Actual | Percent | Plan | Actual | Percent | Plan | Actual | Percent | Plan | Actual | Percent |
| 1 | Altandornod Mongol | 8,199.0 | 4,230.9 | 51.6 | 330.1 | 129.6 | 39.3 | 330.1 | 129.6 | 39.3 | 1,101.9 | 379.6 | 34.4 | 1,101.9 | 379.6 | 34.4 |
| 2 | Boroogold | 1,891.0 | 1,989.0 | 105.2 | 1,764.3 | 960.7 | 54.5 | 3,351.3 | 960.7 | 28.7 | 2,114.7 | 2,001.0 | 94.6 | - | 2,173.0 | 100.0 |
| 3 | Bulgangangat | 1.1 | 1,400.0 | 132,827.3 | 60.9 | 57.4 | 94.2 | 60.9 | 57.4 | 94.2 | 131.0 | 65.2 | 49.8 | 131.0 | 65.2 | 49.8 |
| 4 | Bumbat | 2,218.2 | 2,991.0 | 134.8 | 199.0 | 232.2 | 116.7 | 199.0 | 232.2 | 116.7 | 389.3 | 477.8 | 122.7 | 389.3 | 477.8 | 122.7 |
| 5 | Mongolrustsvetmet | 1,488.1 | 450.0 | 30.2 | 402.0 | 52.0 | 12.9 | 401.0 | 52.0 | 13.0 | 196.9 | 48.8 | 24.8 | 196.9 | 53.7 | 27.3 |
| 6 | Monpolimet | 1,195.4 | 1,395.2 | 116.7 | 2,127.2 | 1,877.0 | 88.2 | 2,127.2 | 1,877.0 | 88.2 | 521.5 | 390.1 | 74.8 | 521.5 | 20.9 | 4.0 |
| 7 | Olon ovoot gold | 26,195.0 | - | - | 1,038.5 | - | - | 559.1 | - | - | 2,106.1 | - | - | 2,106.1 | - | - |
| Total | | 41,187.7 | 12,456.1 | 30.2 | 5,922.0 | 3,308.9 | 55.9 | 7,028.5 | 3,308.9 | 47.1 | 6,561.3 | 3,362.5 | 51.2 | 4,446.6 | 3,170.2 | 71.3 |

We present in the table below a survey of Mining Activity Plans and actual performances of eight largest companies from a total of 24 coal extractive companies which have significant activities in soil removal, ore mining, ore processing, product output and sales of products¹:

| No. | Company | Soil removal (thousand M3) | | | Ore mining (thousand M3) | | | Ore processing (thousand M3) | | | Product output (tn) | | | Sales of products (tn) | | |
|--------------|----------------------|-------------------------------|------------------|-------------|-----------------------------|----------|----------|---------------------------------|----------|----------|---------------------|-----------------|-------------|------------------------|-----------------|-------------|
| | | Plan | Actual | Percent | Plan | Actual | Percent | Plan | Actual | Percent | Plan | Actual | Percent | Plan | Actual | Percent |
| 1 | Energy resource | 44,947.0 | 47,747.0 | 106.2 | - | - | - | - | - | - | 10,000.0 | 8,597.7 | 86.0 | 10,000.0 | 7,823.0 | 78.2 |
| 2 | Mongol Alt Mak | 34,163.4 | 22,155.9 | 64.9 | - | - | - | - | - | - | 10,500.0 | 5,820.7 | 55.4 | 10,500.0 | 5,812.3 | 55.4 |
| 3 | Southgobi Sands | 26,038.0 | 3,362.5 | 12.9 | - | - | - | - | - | - | 5,607.0 | 1,344.4 | 24.0 | 5,000.0 | 1,344.4 | 26.9 |
| 4 | Baganuur | 15,700.0 | 15,259.8 | 97.2 | - | - | - | - | - | - | 3,300.0 | 3,541.6 | 107.3 | 3,300.0 | 3,541.6 | 107.3 |
| 5 | Erdenes Tavan Tolgoi | 11,881.0 | 8,532.2 | 71.8 | - | - | - | - | - | - | 3,780.0 | 2,504.1 | 66.2 | 3,000.0 | 2,386.0 | 79.5 |
| 6 | Tavantolgoi | 9,780.1 | - | - | - | - | - | - | - | - | 2,000.0 | - | - | 2,000.0 | - | - |
| 7 | Munkh Noyon Suvarga | 7,602.0 | 4,294.6 | 56.5 | - | - | - | - | - | - | 3,000.0 | 552.5 | 18.4 | 3,000.0 | 13.6 | 0.5 |
| 8 | Mon En Ko | 5,485.0 | - | - | - | - | - | - | - | - | 1,518.2 | 720.0 | 47.4 | 1,297.1 | 199.7 | 15.4 |
| Total | | 155,596.5 | 101,352.0 | 65.1 | - | - | - | - | - | - | 39,705.2 | 23,080.9 | 58.1 | 38,097.1 | 21,120.7 | 55.4 |

¹ Source: Mineral Resource Authority.

7.2 Survey on environmental protection and remediation activities

According to our ToR we were requested to present a survey on the implementation of environmental protection and remediation activities for the 200 companies included in the scope of the reconciliation. The Mineral Resources Authority provided us with reports from only 71 of the extractive companies. These reports show the implementation of planned activities relating to technical remediation, top soil remediation, and biological remediation as well as expenditure incurred. A summary of these reports is set out in the table below:

| | | |
|--|---------|----------|
| Technical Remediation (in hectare) | Plan | 355.9 |
| | Actual | 504.2 |
| | Percent | 142% |
| Top soil remediation (in hectare) | Plan | 270.3 |
| | Actual | 334.1 |
| | Percent | 124% |
| Biological remediation (in hectare) | Plan | 237.1 |
| | Actual | 263.3 |
| | Percent | 111% |
| Declared cost of work done (in million MNT) | Plan | 3,667.9 |
| | Actual | 11,101.8 |
| | Percent | 303% |

Details of these activities by extractive company are presented in Annex 9.

129 companies have not submitted their Environmental Protection and Remediation reports. Their number by type of licence is as follows:

- 46 exploration companies;
- 8 oil companies;
- 4 uranium exploration companies; and
- 71 extracting companies.

We set out in the table below a breakdown of report submissions for all 200 extractive companies:

| No. | Company | Remediation report submitted by the company | Company failing to submit remediation report | Minerals extracting and exploring company | Oil company | Uranium exploration company |
|-----|-----------------------------|---|--|---|-------------|-----------------------------|
| 1 | Avdar Bayan LLC | ✓ | | | | |
| 2 | AGM Mining LLC | | ✓ | | | |
| 3 | Adamas Mining LLC | | | | | ✓ |
| 4 | Adil-Och LLC | | ✓ | | | |
| 5 | Aduunchuluun JSC | ✓ | | | | |
| 6 | Asiagold Mongolia LLC | | ✓ | | | |
| 7 | Altain Khuder LLC | | ✓ | | | |
| 8 | Altan Dornod Mongol LLC | ✓ | | | | |
| 9 | Altanrio Mongolia LLC | | | ✓ | | |
| 10 | And Survey LLC | ✓ | | | | |
| 11 | Andiin Ilch LLC | ✓ | | | | |
| 12 | Anian Resources LLC | | ✓ | | | |
| 13 | Ankhai-International LLC | | ✓ | | | |
| 14 | AUM LLC | | ✓ | | | |
| 15 | Baganuur JSC | ✓ | | | | |
| 16 | Badmaarag Khash LLC | ✓ | | | | |
| 17 | Batu Mining Mongolia LLC | | | ✓ | | |
| 18 | Bayalag Ord LLC | ✓ | | | | |
| 19 | Bayan-Erch LLC | ✓ | | | | |
| 20 | Bayan Airag Exploration LLC | | ✓ | | | |
| 21 | Bayantegsh Impex LLC | ✓ | | | | |
| 22 | Bayanteeg JSC | ✓ | | | | |
| 23 | BDBL LLC | | | ✓ | | |
| 24 | BCMM LLC | | ✓ | | | |
| 25 | BHM LLC | | ✓ | | | |

| No. | Company | Remediation report submitted by the company | Company failing to submit remediation report | Minerals extracting and exploring company | Oil company | Uranium exploration company |
|-----|--------------------------|---|--|---|-------------|-----------------------------|
| 26 | Bilguuntrade LLC | | ✓ | | | |
| 27 | Blake Mount Mining LLC | | | ✓ | | |
| 28 | Bold Tumur Eruu Gol LLC | ✓ | | | | |
| 29 | Boroo Gold LLC | | ✓ | | | |
| 30 | Bridge Construction LLC | | ✓ | | | |
| 31 | Broad LLC | | ✓ | | | |
| 32 | Bud Undram LLC | ✓ | | | | |
| 33 | Bulgan Gangat LLC | ✓ | | | | |
| 34 | Bumbat Resources LLC | | | ✓ | | |
| 35 | Bumbat LLC | ✓ | | | | |
| 36 | Berkh-Uul LLC | ✓ | | | | |
| 37 | Berkh Resources LLC | | | ✓ | | |
| 38 | Beren Group LLC | | ✓ | | | |
| 39 | Beren Mining LLC | | ✓ | | | |
| 40 | Vantage LLC | | ✓ | | | |
| 41 | Voyager Gold LLC | | | ✓ | | |
| 42 | Galaxy Mining Mongolia | | | ✓ | | |
| 43 | Gan-Ilch LLC | | ✓ | | | |
| 44 | Gatsuurt LLC | | ✓ | | | |
| 45 | GBNB LLC | ✓ | | | | |
| 46 | Geosan LLC | | | ✓ | | |
| 47 | Gobi Coal and Energy LLC | | ✓ | | | |
| 48 | Gobi Exploration LLC | | | ✓ | | |
| 49 | Gobi Energy Partners LLC | | | | ✓ | |
| 50 | Golden Cross LLC | | | ✓ | | |
| 51 | Golden Sea Petroleum LLC | | | | ✓ | |

| No. | Company | Remediation report submitted by the company | Company failing to submit remediation report | Minerals extracting and exploring company | Oil company | Uranium exploration company |
|-----|---------------------------------|---|--|---|-------------|-----------------------------|
| 52 | Grand Montana Mining LLC | | ✓ | | | |
| 53 | Gurvan Tukhum LLC | ✓ | | | | |
| 54 | Darkhan Bor Khujir LLC | | ✓ | | | |
| 55 | Darkhan Tumurlugiin Uildver JSC | ✓ | | | | |
| 56 | Darkhan Shar Burd LLC | | ✓ | | | |
| 57 | Datsan Trade LLC | ✓ | | | | |
| 58 | Dongsheng Petroleum LLC | | ✓ | | | |
| 59 | Duchin Delgerekh LLC | | | ✓ | | |
| 60 | Dun Yuan LLC | ✓ | | | | |
| 61 | Dun-Erdene LLC | ✓ | | | | |
| 62 | DUN LI LLC | | ✓ | | | |
| 63 | Jado Zambala LLC | | | ✓ | | |
| 64 | Jinghua Ord LLC | ✓ | | | | |
| 65 | Jotoin Bajuuna LLC | ✓ | | | | |
| 66 | Jun Yuan LLC | ✓ | | | | |
| 67 | Zanadu Copper Mongolia LLC | | | ✓ | | |
| 68 | Zaraya Holdings LLC | | | | | ✓ |
| 69 | Zhu Yu E LLC | | ✓ | | | |
| 70 | Zon Hen Yun Tian LLC | | | | ✓ | |
| 71 | Zuun Naiman Suvraga LLC | | ✓ | | | |
| 72 | Ing Hu LLC | | ✓ | | | |
| 73 | Ikh Gobi Energy LLC | | ✓ | | | |
| 74 | Ikh Tokhoirol LLC | | ✓ | | | |
| 75 | Casiop Contact LLC | | ✓ | | | |
| 76 | Catcorp Mongolia LLC | | | | ✓ | |
| 77 | Kojegobi LLC | | | | | ✓ |

| No. | Company | Remediation report submitted by the company | Company failing to submit remediation report | Minerals extracting and exploring company | Oil company | Uranium exploration company |
|-----|----------------------------|---|--|---|-------------|-----------------------------|
| 78 | KVP LLC | | ✓ | | | |
| 79 | Lutchuluu LLC | ✓ | | | | |
| 80 | Magnai Trade LLC | | | | ✓ | |
| 81 | Max Impex LLC | | ✓ | | | |
| 82 | Mandal-Altai Group LLC | | ✓ | | | |
| 83 | MARCO POLO LLC | ✓ | | | | |
| 84 | Mon En Ko LLC | ✓ | | | | |
| 85 | Mogol International LLC | | | ✓ | | |
| 86 | Monvolfram LLC | ✓ | | | | |
| 87 | Mongol Altai Resources LLC | | | ✓ | | |
| 88 | Mongol Gazar LLC | | ✓ | | | |
| 89 | Mongol Metal Mining LLC | | ✓ | | | |
| 90 | Mongolbulgar Geo LLC | ✓ | | | | |
| 91 | Mongolrustsvetmet LLC | ✓ | | | | |
| 92 | Mongol Czech Metall LLC | ✓ | | | | |
| 93 | Mongolyn Alt Mak LLC | ✓ | | | | |
| 94 | Mondulaan Trade LLC | | ✓ | | | |
| 95 | Monlaa LLC | ✓ | | | | |
| 96 | Monpolimet LLC | ✓ | | | | |
| 97 | Munkh Noyon Suvarga LLC | ✓ | | | | |
| 98 | NABD LLC | ✓ | | | | |
| 99 | Narantuul Trade LLC | | ✓ | | | |
| 100 | NK LLC | ✓ | | | | |
| 101 | Northwind LLC | | ✓ | | | |
| 102 | Odod Gold LLC | ✓ | | | | |
| 103 | Olova LLC | ✓ | | | | |

| No. | Company | Remediation report submitted by the company | Company failing to submit remediation report | Minerals extracting and exploring company | Oil company | Uranium exploration company |
|-----|---|---|--|---|-------------|-----------------------------|
| 104 | Olon Ovoot Gold LLC | | ✓ | | | |
| 105 | ONTRE LLC | | ✓ | | | |
| 106 | Ord Talst LLC | | ✓ | | | |
| 107 | Orchlon Construction LLC | | ✓ | | | |
| 108 | Ochir Tuv LLC | ✓ | | | | |
| 109 | Ochir-Undraa LLC | | ✓ | | | |
| 110 | Oyu Tolgoi LLC | ✓ | | | | |
| 111 | Urmun-Uul LLC | ✓ | | | | |
| 112 | OGCHL LLC | | | ✓ | | |
| 113 | Petro Matad LLC | | | | ✓ | |
| 114 | Petro China Dachin Tamsag LLC | | | | ✓ | |
| 115 | Poloresources - Peabody Winsway Resources | | ✓ | | | |
| 116 | Reservoir Moly Mongolia LLC | | | ✓ | | |
| 117 | Reo LLC | ✓ | | | | |
| 118 | Redhill Mongolia LLC | ✓ | | | | |
| 119 | Samton Morris LLC | | | ✓ | | |
| 120 | Sansaryn Geology Khaiguul LLC | | | | ✓ | |
| 121 | South Gobi Blake Gold LLC | | | ✓ | | |
| 122 | Southgobi Sands LLC | ✓ | | | | |
| 123 | Centerra Gold Mongolia LLC | | | ✓ | | |
| 124 | COAL LLC | ✓ | | | | |
| 125 | CCM LLC | | | ✓ | | |
| 126 | CMKI LLC | ✓ | | | | |
| 127 | Sonor Trade LLC | ✓ | | | | |
| 128 | Suuri LLC | | ✓ | | | |

| No. | Company | Remediation report submitted by the company | Company failing to submit remediation report | Minerals extracting and exploring company | Oil company | Uranium exploration company |
|-----|------------------------------|---|--|---|-------------|-----------------------------|
| 129 | Seruun Selbe LLC | | ✓ | | | |
| 130 | Tavan Tolgoi Trans LLC | | | ✓ | | |
| 131 | Tavantolgoi JSC | ✓ | | | | |
| 132 | Taliin Shigtgee LLC | | ✓ | | | |
| 133 | Terra Energy LLC | | | ✓ | | |
| 134 | TBE LLC | | | ✓ | | |
| 135 | Tegshtplant LLC | | ✓ | | | |
| 136 | Ten Khun LLC | ✓ | | | | |
| 137 | Teso LLC | | | ✓ | | |
| 138 | Tefis Mining LLC | | | ✓ | | |
| 139 | Ulzgol LLC | ✓ | | | | |
| 140 | Uugan Ilch LLC | | ✓ | | | |
| 141 | Uuls Zaamar LLC | | ✓ | | | |
| 142 | Focus Metal Mining LLC | | ✓ | | | |
| 143 | Freegood Erin LLC | | | ✓ | | |
| 144 | Fenchun International LLC | | | ✓ | | |
| 145 | Khangad Exploration LLC | ✓ | | | | |
| 146 | Khangi Prospecting LLC | | | ✓ | | |
| 147 | Khangi Khuder LLC | | | ✓ | | |
| 148 | Khartarvagatai JSC | ✓ | | | | |
| 149 | Kharanga Khuder LLC | | | ✓ | | |
| 150 | Hera Investment LLC | | | ✓ | | |
| 151 | Khongor Khangain Erdenes LLC | | | ✓ | | |
| 152 | Khotgor Shanaga LLC | ✓ | | | | |
| 153 | Khukh Tur LLC | | ✓ | | | |
| 154 | Huadi Kuonyez LLC | | | ✓ | | |

| No. | Company | Remediation report submitted by the company | Company failing to submit remediation report | Minerals extracting and exploring company | Oil company | Uranium exploration company |
|-----|---------------------------------|---|--|---|-------------|-----------------------------|
| 155 | Khurgatai Khaikhan LLC | | ✓ | | | |
| 156 | Khureedel LLC | | ✓ | | | |
| 157 | Khuslemj LLC | ✓ | | | | |
| 158 | Kheltrege LLC | | ✓ | | | |
| 159 | Tsairtmineral LLC | ✓ | | | | |
| 160 | Cement & Lime JSC | | ✓ | | | |
| 161 | Central Asian Cement LLC | | ✓ | | | |
| 162 | Central Asia Mining LLC | | ✓ | | | |
| 163 | Tsevdeg LLC | ✓ | | | | |
| 164 | Tsengeg-Orog LLC | | ✓ | | | |
| 165 | Tsetsens Mining and Energy LLC | | ✓ | | | |
| 166 | Chandmani Tal LLC | | ✓ | | | |
| 167 | Chinkhua MAK Nariin Sukhait LLC | ✓ | | | | |
| 168 | Shanlun LLC | ✓ | | | | |
| 169 | Shanjin Ord LLC | ✓ | | | | |
| 170 | Shar Narst LLC | ✓ | | | | |
| 171 | Shariin Gol JSC | ✓ | | | | |
| 172 | Shengangyuntun LLC | | ✓ | | | |
| 173 | Shivee Ovoo JSC | ✓ | | | | |
| 174 | Shin Shin LLC | ✓ | | | | |
| 175 | Shine Asia Mining Group LLC | | | ✓ | | |
| 176 | Shine Ilion Nen Yuan LLC | | | ✓ | | |
| 177 | Shine Longda LLC | ✓ | | | | |
| 178 | Shine Shivee LLC | | | ✓ | | |
| 179 | Sheiman LLC | | ✓ | | | |
| 180 | Ejbalei LLC | | ✓ | | | |

| No. | Company | Remediation report submitted by the company | Company failing to submit remediation report | Minerals extracting and exploring company | Oil company | Uranium exploration company |
|-----|--------------------------------|---|--|---|-------------|-----------------------------|
| 181 | APEXPRO LLC | | ✓ | | | |
| 182 | HMMB LLC | | | ✓ | | |
| 183 | MJB LLC | | ✓ | | | |
| 184 | MPHCL LLC | | | ✓ | | |
| 185 | MCGT LLC | | ✓ | | | |
| 186 | MCTT LLC | ✓ | | | | |
| 187 | MMRI LLC | | ✓ | | | |
| 188 | Emeelt Mines LLC | | | | | ✓ |
| 189 | NPI LLC | | ✓ | | | |
| 190 | Energy Resource LLC | ✓ | | | | |
| 191 | Erdene Mongol LLC | | | ✓ | | |
| 192 | Erdenedalai Coal LLC | | | ✓ | | |
| 193 | Erdenejas LLC | | | ✓ | | |
| 194 | Erdenes MGL LLC | | | ✓ | | |
| 195 | Erdenes Tavan Tolgoi JSC | ✓ | | | | |
| 196 | Erdenet Mining Corporation LLC | ✓ | | | | |
| 197 | Erel Cement LLC | ✓ | | | | |
| 198 | SBF LLC | | | ✓ | | |
| 199 | ESTO LLC | | ✓ | | | |
| 200 | Universal Resources LLC | | | ✓ | | |

According to the report issued by MEGD, there are 45 companies included in the 2012 reconciliation exercise which have made deposits totalling KMNT 1,413,848 at the Environmental Protection Special Fund corresponding to 50% of their environmental protection budget. In addition, Mondulaan Trade LLC was refunded its 2011 deposit amounting to KMNT 15,700. Deposits and refunds for 2012 are detailed as follows:

| No. | Date | Company name | Income (K MNT) | Refund (K MNT) |
|-----|------------|---------------------------------|----------------|----------------|
| 1 | 06/02/2012 | Mondulaan Trade LLC | - | 15,700 |
| 2 | 11/01/2012 | Olon Ovoot Gold LLC | 12,000 | |
| 3 | 12/01/2012 | Boroo Gold LLC | 170,500 | |
| 4 | 25/01/2012 | Darkhan Tumurlugiin uildver JSC | 46,750 | |
| 5 | 31/01/2012 | Shanlun LLC | 2,000 | |
| 6 | 03/02/2012 | Mongoliin Alt Mak LLC | 720 | |
| 7 | 03/02/2012 | NK LLC | 925 | |
| 8 | 07/02/2012 | Gurvan Tukhum LLC | 3,100 | |
| 9 | 10/02/2012 | Ten Khun LLC | 14,850 | |
| 10 | 15/02/2012 | Monlaa LLC | 2,000 | |
| 11 | 17/02/2012 | ESTO LLC | 100 | |
| 12 | 27/02/2012 | Gobi Energy Partners LLC | 24,508 | |
| 13 | 13/03/2012 | Munkh Noyon Suvarga LLC | 100,000 | |
| 14 | 14/03/2012 | Mon En Ko LLC | 84,918 | |
| 15 | 20/03/2012 | Ochir Tuv LLC | 3,035 | |
| 16 | 30/03/2012 | Mongoliin Alt Mak LLC | 14,000 | |
| 17 | 02/04/2012 | Beren Mining LLC | 11,000 | |
| 18 | 04/04/2012 | Shengangyuntun LLC | 7,500 | |
| 19 | 16/04/2012 | Shanjin Ord LLC | 15,000 | |
| 20 | 17/04/2012 | Mongolchekh metal LLC | 1,500 | |
| 21 | 18/04/2012 | Bumbat LLC | 24,719 | |
| 22 | 18/04/2012 | Altan Dornod Mongol LLC | 29,891 | |
| 23 | 18/04/2012 | Lutchuluu LLC | 25,000 | |
| 24 | 20/04/2012 | Southgobi Sands LLC | 216,900 | |
| 25 | 19/04/2012 | Oyu Tolgoi LLC | 170,080 | |
| 26 | 23/04/2012 | Berkh-Uul LLC | 6,375 | |
| 27 | 25/04/2012 | Oyu Tolgoi LLC | 13 | |
| 28 | 25/04/2012 | Dun Yuan LLC | 6,500 | |
| 29 | 26/04/2012 | Erdenes Tavan Tolgoi JSC | 25,742 | |
| 30 | 01/05/2012 | Petro Matad LLC | 8,538 | |
| 31 | 03/05/2012 | MCTT LLC | 6,000 | |
| 32 | 09/05/2012 | Badmaarag Khash LLC | 192,455 | |
| 33 | 11/05/2012 | Oyu Tolgoi LLC | 13 | |
| 34 | 16/05/2012 | Catcorp Mongolia LLC | 35,481 | |
| 35 | 16/05/2012 | NPI LLC | 26,280 | |
| 36 | 24/05/2012 | Berkh-Uul LLC | 4,400 | |
| 37 | 30/05/2012 | BHM LLC | 2,099 | |
| 38 | 05/06/2012 | Sansaryn Geology Khaiguul LLC | 23,616 | |
| 39 | 05/06/2012 | Sansaryn Geology Khaiguul LLC | 23,616 | |
| 40 | 04/06/2012 | BHM LLC | 2,600 | |
| 41 | 14/06/2012 | Urmun-Uul LLC | 2,500 | |
| 42 | 13/06/2012 | Jinghua Ord LLC | 6,000 | |
| 43 | 25/06/2012 | Jotoin Bajuuna LLC | 4,000 | |
| 44 | 26/07/2012 | Bulgan Gangat LLC | 7,500 | |
| 45 | 07/08/2012 | Bayan-Erch LLC | 5,150 | |
| 46 | 15/08/2012 | Khotgor Shanaga LLC | 10,000 | |

| No. | Date | Company name | Income (K MNT) | Refund (K MNT) |
|--------------|------------|--------------------------|-------------------|-------------------|
| 47 | 21/08/2012 | Shine Longda LLC | 7,500 | |
| 48 | 04/09/2012 | MARCO POLO LLC | 6,552 | |
| 49 | 05/09/2012 | Datsan Trade LLC | 3,200 | |
| 50 | 17/09/2012 | Ankhai-International LLC | 10,350 | |
| 51 | 16/10/2012 | Mondulaan Trade LLC | 2,000 | |
| 52 | 27/11/2012 | Cement shokhoi JSC | 4,372 | |
| Total | | | 1,413,848 | 15,700 |

7.3 Agreements between local authorities and extractive companies

Only 149 companies have concluded agreements with local authorities for cooperation on social responsibility, use of natural water, land usage and others. Details of these companies are set out in Annex 10. The remaining 51 companies did not conclude any agreements with local authorities.

Only 32 companies provided us with details of their agreements with local authorities. In total 132 agreements/contracts were examined and are summarised as follows:

| Agreement | Number of companies | Number of contracts | Number of local authorities |
|--|---------------------|---------------------|-----------------------------|
| Contracts for implementation of laws and regulations | 4 | 4 | 4 |
| Contracts for cooperation on social responsibility | 11 | 22 | 19 |
| Contracts of water use | 16 | 21 | 17 |
| Contracts for Land use | 16 | 83 | 16 |
| Other contracts | 2 | 2 | 2 |
| Total | | 132 | 58 |

The above mentioned contracts are detailed in Annex 11.

8. RECOMMENDATIONS

8.1 Lack of scoping study prior to the reconciliation exercise

Materiality

According to the 2011 EITI Rules MSG is required to come to an agreement regarding the definition of materiality. The 2012 reconciliation exercise was based on the definition of materiality approved by the National Council on 24 June 2010. The reconciliation work was carried out during 2013 and the materiality definition was not updated according to the new extractive industry environment in the country. This situation has caused the inclusion of companies and taxes which are not material.

The methodology and approach adopted for the definition of materiality were unclear. The MSG did not define the basis of selection of extractive companies and taxes for the reconciliation exercise clearly. The Mongolia EITI National Council decided during the meeting held on 24 June 2010 that payments made to the Government exceeding MNT 10K should be reported by extractive companies. And during another meeting held on 28 November 2012, the National Council members decided to retain in the 2012 reconciliation scope companies making total payments to Government of more than MNT 40 million. However, we are unable to determine the total revenues covered by the EITI report compared to the total revenues from the sector.

Furthermore, the minimum threshold of MNT 40 million for a company to be reconciled was not adhered to when selecting the 200 companies for the 2012 exercise. We note that four companies have made payments of less than the minimum threshold.

Extractive companies

According to the reports received from MTA, there were 1,829 companies which hold mining licences and which made payments to the government. Based on the threshold of MNT 40 million, 471 companies should be included in the scope of the reconciliation. According to the National Council meeting held on 28 November 2012, there are 200 to 300 active extractive companies in Mongolia. The members agreed that 200 companies would be selected for the 2012 exercise.

We note that 7 of the 200 companies included in the reconciliation scope do not operate in the extractive sector despite holding mining licences. We set out in the table below the details of these 7 companies:

| No. | Company | Registration number | Activity | Location | |
|-----|--------------------------|---------------------|-----------------------------|--------------|-----------------|
| | | | | Aimag - City | Soum - District |
| 26 | Bilguuntrade LLC | 2088967 | Construction | Ulaanbaatar | Bayangol |
| 30 | Bridge Construction LLC | 2593009 | Construction, Foreign trade | Ulaanbaatar | bayanzurkh |
| 38 | Beren group LLC | 2063182 | Construction, Foreign trade | Ulaanbaatar | bayanzurkh |
| 81 | Max Impex LLC | 2057573 | Sales | Ulaanbaatar | Sukhbaatar |
| 99 | Narantuul trade LLC | 2070022 | Sales | Ulaanbaatar | Bayanzurkh |
| 107 | Orchlom Construction LLC | 2747804 | Construction | Ulaanbaatar | Sukhbaatar |
| 199 | ESTO LLC | 2861224 | Construction | Ulaanbaatar | Sukhbaatar |

When a company holds a mining licence, it does not systematically mean that it is engaged in extractive activities. As a result, a thorough analysis of these companies' activities should be made before their inclusion in the Reconciliation scope. It is worth noting that Beren Group LLC (No. 38) was also included in the reconciliation scope for 2011 EITI report.

Revenue streams

With regard to the revenue streams selected for the 2012 reconciliation, we would suggest that the payments and contributions should be restructured for a better understanding of EITI Reports. Some of the revenues such as donations are classified under 'Basic Payments' - donations are de facto optional payments and cannot therefore be considered as basic. We also note that several fees such as stamp fees, service fees and licence fees were classified as voluntary payments. These payments are mandatory and are stipulated in several laws in Mongolia. The misclassification of these payments could mislead reporting entities when filling in their templates.

We were required to reconcile non-monetary donations and assistance made by extractive companies to government entities (ministries, agencies, local authorities at Aimags and Soums and other entities). Companies provide a wide variety of non-monetary donations to central and local authorities (such as equipment, festivals, meetings, etc.). Without a clear definition of what should be reported under this category, extractive companies may include contributions that are not considered as actual revenue to the state. This situation will tend to lead to an overstatement of government revenues from the sector.

The reconciliation of non-monetary donations and assistance could also create significant discrepancies because of the different ways of valuing this type of revenue. There was a complete lack of clear instructions in the reporting template in this regard.

Furthermore the reporting templates include expenses made by companies such as investment expenses, staff training and expenses incurred for strengthening capacity, geological and exploration expenses, environment protection expenditure, expenses for protecting against disaster, etc. These categories of payment cannot be considered as revenues to the Mongolian government and should therefore fall outside the scope of EITI.

The revenue streams in the reporting templates include several generic payments such as compensations, penalties and 'other payments'. It is advisable to avoid such wide-ranging categories as they are misleading or at least provide to reporting entities specific instructions on the revenues falling under these categories. Compensation, penalties and other payments caused important discrepancies at the start of the reconciliation work.

Reporting templates

EITI Mongolia used 7 reporting templates for the 2012 reconciliation exercise. Based on our past experiences, the creation of a separate template for each type of activity is unnecessary (minerals extracting, minerals exploring, petroleum exploring or extracting). Most of the taxes are common for all companies and it would be more practical to incorporate all taxes to one reporting template. The companies and government entities will only report on their specific payments/revenues.

The reporting entities did not submit detailed schedules along with their reports. They only declared annual figures for each tax. Details of payments are necessary documents for the reconciliation work. All companies and government entities were instructed to send their detailed schedules after the start of the reconciliation work. It would have been more efficient and would have saved a lot of time if all reporting entities were requested to send details of their payments along with their reporting templates.

We also note that several extractive companies used old reporting templates approved by the Chairman of National Statistical Committee and Minister of Finance dated 26 January 2011 instead of the new templates of 2013.

The current format of companies' reporting templates does not foresee any indication on the government entity receiving payments. As there is a significant number of payment recipients it is vital that company reporting discloses the government entity receiving the payment. For example VAT could be paid to the Tax Office or to the Customs Office without specifying the recipient of the payment, making it very difficult to reconcile the amount declared.

In view of the size of the extractive sector and given the complexities of the legal and tax environment in Mongolia, we strongly recommend that a scoping study should be carried out before the reconciliation work in order to enable to the National Council to agree on materiality thresholds, significant payments, important extractive companies, government entities and the reporting template. This would serve as a learning curve and could be improved and updated for future exercises. The scoping study became a mandatory requirement according to the new EITI Rules (2013).

MSWG must pay attention to the following aspects for the scoping study:

- *the scoping study must be undertaken in advance of the reconciliation exercise in order to provide enough time for the data collection and assessment of the extractive sector. This will also allow to the National Council and MSG to analyse the scoping study results and take necessary measures ahead of the reconciliation work;*
- *the EITI International Secretariat is currently preparing a template for the Terms of Reference for the scoping study. This will be shared with country Secretariats for guidance and we would suggest that these Terms of Reference are adopted in future.*

8.2 Lack of understanding and commitment on EITI principles by several stakeholders

We note that some stakeholders involved in the reconciliation process (extractive companies and Government Entities) do not have a good understanding and knowledge of EITI, its international significance and Mongolia's membership. In fact, some stakeholders do not understand the structures managing EITI in Mongolia, what the regulations governing the process are, what their own role is and their involvement in the reconciliation exercise, and, most of all, the importance of the data they are providing. We had to spend considerable time to explain the EITI process and reconciliation to management, accountants from extractive companies and some officials within government entities.

At the beginning of the reconciliation work, a few companies and the Customs Office refused to provide data to the Reconcilers, citing confidentiality reasons. Requirement No. 8 of 2011 EITI Rules stipulates that Government should "remove obstacles to the implementation of the EITI" by issuing a waiver of confidentiality clauses in contracts with the companies to permit the disclosure of revenues (point 8-b-v).

Although, Mongolia EITI reports have been reconciled for 6 years, the legal environment defining the roles and responsibilities of stakeholders has yet to be created. Overall reporting and reconciliation is governed by a regulation from the MoF and NSOM on reporting operations on mineral exploration and mining and oil company activities. As the roles and responsibilities of parties (government and extractive companies) are unclear, reconciliation of reports encounter certain difficulties.

This situation makes the reconciliation process more laborious and difficult. The success of a reconciliation exercise relies on the engagement of all stakeholders. Requirement No. 2 of 2011 EITI Rules stipulates that the Government is required to commit to work on the implementation of the EITI. As a result, all government entities should be well aware of the commitment of Mongolia with EITI. On the other hand, Requirement No. 7 of 2011 EITI Rules stipulates that the government is required to engage companies in the implementation of the EITI. This means that all extractive companies should adhere to the EITI process and provide necessary assistance and cooperation when required.

We recommend that MSWG improves the communication strategy and creates an awareness campaign of EITI, its role and benefits in order to sensitise all stakeholders of the importance of the EITI process and more specifically the reporting entities (extractive companies and government entities).

We suggest that reporting entities are invited to EITI conferences and workshops to gain a better understanding of EITI principles. We also recommend that public announcements through the media are published prior to each reconciliation exercise.

Furthermore, we recommend that the new EITI Law (in progress) should stipulate measures to increase the involvement of extractive companies with EITI requirements. This can be made through sanctions being imposed upon companies which fail to comply with reporting requirements or fail to submit their reporting templates within the agreed deadlines.

8.3 Reporting templates not adequately prepared by several stakeholders

We note that reporting from extractive companies and government entities was not adequately prepared. We set out below several weaknesses noted during our mission:

- companies and government entities must report donations (Order of MoF No. 45, 2010). However, consolidated EITI reports prepared by the Mongolian Tax Authority include few receipts from companies on donations;
- some government reports do not include receipts for Air Pollution Fees, Social Insurance, Fines and Compensations set by the Inspection of Customs and National Audit Agency, Fines and Fees received by the Labour and Welfare Agency and Police;
- there are several instances where government entity reports do not include fees and service charges to local Inspectorate and Social Insurance Agencies; and
- several reports from companies do not include production data, information on licences and location.

This situation has led to considerable delays because the figures declared by the reporting entities were not understandable. This has also resulted in significant resources being involved to make sense of the figures and to adjust the payments.

We recommend that the Mongolian EITI Secretariat should ensure that reporting entities are made aware of the importance of the data they are providing and that due care and attention is paid during the preparation of these reports.

Furthermore, we strongly recommend that a training workshop is held prior to the dispatching of reporting templates. During this workshop, the reporting template is to be presented to all reporting entities and instructions and guidance notes should be provided for the preparation of the payment reports.

8.4 Legal and taxation environment not clearly defined

The legal and taxation environment in Mongolia suffer from several limitations. We set out below the major weaknesses and limitations that the Government of Mongolia should address in order to improve the legal and taxation environment in the country and consequently improve the traceability and transparency of income.

Lack of centralised payment system in Mongolia

Payments of taxes and other revenues of the government are made in a decentralised way. Government receipts can be collected by ministries, agencies, aimags and soums. According to current and previous EITI reports there are more than 100 government entities receiving payments from extractive companies. In spite of the big number of revenue collectors from the government there is no system in place to centralise and follow these revenues.

During our work we noted that several payments made by extractive companies to local authorities are not reported by the Mongolian Tax Authority. In addition, donations regulated by the MoF order No.45, 2010 were missing in the Government Entity reports as there is no record of this type of revenue at Central Government level.

It is also worth noting that companies are allowed to make tax payments through bank transfers to the State Treasury accounts opened at commercial banks. These funds are subsequently transferred to the State Treasury Fund.

This situation, which may cause a shortfall to the State, is, amongst other things, due to the current collection process and control of mining revenues, which is characterised by:

- the decentralisation of mining taxes collection at aimag and soums level;
- non-compliance with the principle of uniqueness of the State Treasury Account;
- the lack of effective coordination between central and local authorities in tracking and controlling mining revenues; and
- the lack of a comprehensive state of control and reconciliation of amounts due and amounts paid by the mining companies.

A review of the tax collection system in Mongolia is required in order to enhance controls over extractive sector revenues and improve transparency and traceability of income.

Lack of a Tax Identification Number

In Mongolia there is no Tax Identification Number for taxpayers. Payments are made in most cases using the company registration number. This renders the identification of payment per company laborious as payments can be made by other entities on behalf of the company. We noted several instances where payments made by parent companies or contractors are recorded by the government in the name of the company holding the mining licence.

Furthermore, parent companies and their subsidiaries are registered as separate legal entities. For the reconciliation work, each company should report its own payment. However, if the parent company and the subsidiary own mining licences, government entity reports include one bulk amount for the group and do not make separate reports for each legal entity.

In addition, MRAM does not use registration numbers to record revenues from mining companies. Receipts are booked using only the company name. We noted that in several cases payments were allocated to the wrong company because the company name was misspelt or because the company name is similar to other companies. We also noted that some payments were recorded in the name of the person who made the payment instead of the company.

The lack of unique identification numbers, used by all government entities to record and allocate receipts from extractive companies renders the traceability of payments very difficult. This situation has resulted in important discrepancies between companies and Government Entity reports.

We recommend that the Mongolian Government should extend the use of the registration number to all Government Entities and avoid the use of names of taxpayers to record payment of revenues. We also suggest that the Government should consider the introduction of Tax Identification Numbers for legal entities in the country.

8.5 Reports not based on audited accounts

In view of the quality of the reports and the huge number of adjustments made we have no assurance that the declarations submitted were based on audited accounts. Only the report from Reservoir Mongolia LLC was certified by an external auditor.

It is vital for the credibility of the Initiative in Mongolia that data from extractive companies and governmental administrative bodies are certified, in accordance with EITI Source Book and Requirements No's 12 and 13 of the EITI rules.

We recommend that the necessary steps are taken by the MSWG to mitigate this weakness by:

- *making stakeholders aware of the importance of this element in the EITI process; and*
- *implementation of a reasonable timeframe within which data should be certified. The scoping study should provide solutions for the reliability of data provided by the reporting entities.*

8.6 Communication enhancement

We note that the data and information available on the EITI Mongolia website is not systematically translated in English including National Council meeting minutes, laws and regulations, summary of EITI reports, and news.

We recommend that the EITI Mongolian website includes a portal in both languages in which all data and documents published are duplicated in English to enable better dissemination to wider audiences.

8.7 Lack of EITI Database

It appears that to date the Mongolia EITI Secretariat still does not have a comprehensive database of all extractive companies operating in the extractive sector. This is due to the fact that there is no formal communication with government bodies with regard to the extractive companies operating in the sector.

In some cases making contact with extractive companies can be difficult as no contact details are available. In other instances Companies' names are stated in Mongolian in different ways so it is difficult to locate them.

We recommend that, in the first instance, the Secretariat should create its database following this reconciliation exercise. The Secretariat should then liaise with the governmental bodies to ensure it obtains adequate information regularly and updates its database accordingly. To this end, we believe it is vital that any new entrants to the extractive sector are registered with the EITI Secretariat as part of the process before or at the same time as they obtain their operating licence. A quarterly review with the governmental bodies of the list of extractive companies licenced to operate in the sector is also recommended.

Each extractive company and government body previously included in the reconciliation work must appoint a single point of contact to take responsibility for comprehensive EITI reporting and the company should notify the Secretariat of the name and contact details of that focal person.

8.8 Capacity building of the EITI Secretariat

EITI Mongolia Secretariat is currently staffed with three people: a Coordinator, a Communication Officer and a Finance and Administrative Assistant. In our view the structure of the EITI Secretariat is extremely weak in view of the size of the work that the EITI process in Mongolia faces. With the introduction of the new EITI Rules (2013), the challenges and requirements will increase considerably and a stronger structure of the Secretariat is imperative.

We recommend that the structure of the EITI Secretariat is reinforced with at least the following positions:

- *Legal officer: responsible for the follow-up of the legal environment surrounding the EITI process in Mongolia. The role of the Legal Officer should include a follow up of tax regulations and the extractive sector legal framework; and*
- *Statistics and data collection officer: responsible of setting up and updating regularly the EITI database (cf. findings No. 8.7). The Officer should be the EITI Secretariat counterpart for the extractive companies and government entities for the data collection during the reconciliation exercise.*

8.9 Timing of the reconciliation work

The reconciliation work started in July 2013. Most of the reporting entities' staff were unavailable as it was the holiday period. Following the summer period, extractive companies entered in their busiest period of the year where they work at full capacity.

This situation led to a considerable waste of time trying to contact accountants and management in order to obtain further details of declared amounts.

We recommend for the future that the timing of the reconciliation exercise is better planned in the year in order to avoid the holiday and peak periods. This is likely to promote better cooperation from reporting entities as they will be available to provide better support to the reconcilers.

8.10 Lack of follow up of recommendations from previous years' reconciliation reports

Most of the findings and recommendations presented above were already mentioned in previous years' EITI reports. We note that reconcilers' recommendations were not implemented during the current exercise. A number of issues which arose during the course of the reconciliation exercise would have been avoided if previous years' recommendations had been implemented.

The lack of action plan to resolve weaknesses and implement recommendations from previous years is likely to contribute to delays in the publication of EITI reports. It also renders more difficult the reconciliation work which may lead to important unreconciled differences.

Following each reconciliation exercise, the MSWG should prepare an action plan to address weaknesses and findings raised in the EITI report. The MSWG can assign tasks to its members (companies, government entities and civil society), depending on the issue, for a closer follow-up. The assigned MSWG members can work in collaboration with the EITI Secretariat to address the problems and propose solutions for future exercises.

We also recommend that the MSWG imposes the follow-up of EITI report recommendations in its future meeting agenda.

ANNEXES

Annex 1: Final unreconciled differences

| No. | Company | Extractive companies (K MNT) | Government (K MNT) | Differences (K MNT) |
|-----|---------------------------------|---------------------------------|-----------------------|------------------------|
| 1 | Avdar Bayan LLC | 81,241 | 81,241 | - |
| 2 | AGM Mining LLC | 259,972 | 307,972 | (48,000) |
| 3 | Adamas Mining LLC | 107,453 | 107,453 | - |
| 4 | Adil-Och LLC | 194,446 | 194,511 | (65) |
| 5 | Aduunchuluun JSC | 863,982 | 863,979 | 3 |
| 6 | Asiagold Mongolia LLC | 227,863 | 222,857 | 5,006 |
| 7 | Altain Khuder LLC | 22,754,141 | 22,428,073 | 326,068 |
| 8 | Altan Dornod Mongol LLC | 9,762,567 | 9,762,567 | - |
| 9 | Altanrio Mongolia LLC | 259,676 | 259,834 | (158) |
| 10 | And Survey LLC | 131,808 | 131,862 | (54) |
| 11 | Andiin Ilch LLC | 2,562,090 | 2,560,172 | 1,918 |
| 12 | Anian Resources LLC | 140,016 | 134,166 | 5,850 |
| 13 | Ankhai-International LLC | 3,050,049 | 3,036,426 | 13,623 |
| 14 | AUM LLC | 2,002,445 | 2,004,035 | (1,590) |
| 15 | Baganuur JSC | 8,430,402 | 8,430,470 | (68) |
| 16 | Badmaarag Khash LLC | 408,539 | 408,539 | - |
| 17 | Batu Mining Mongolia LLC | 210,673 | 198,623 | 12,050 |
| 18 | Bayalag Ord LLC | 213,455 | 158,512 | 54,943 |
| 19 | Bayan-Erch LLC | 2,175,395 | 2,175,492 | (97) |
| 20 | Bayan Airag Exploration LLC | 2,375,038 | 2,475,423 | (100,385) |
| 21 | Bayantegsh Impex LLC | 146,623 | 142,945 | 3,678 |
| 22 | Bayanteeg JSC | 262,013 | 262,013 | - |
| 23 | BDBL LLC | 154,430 | 124,648 | 29,782 |
| 24 | BCMM LLC | 127,172 | 129,603 | (2,431) |
| 25 | BHM LLC | 334,798 | 322,890 | 11,908 |
| 26 | Bilguuntrade LLC | 545 | 545 | - |
| 27 | Blake Mount Mining LLC | 90,743 | 89,052 | 1,691 |
| 28 | Bold Tumur Eruu Gol LLC | 37,918,359 | 37,908,463 | 9,896 |
| 29 | Boroo Gold LLC | 33,669,722 | 33,478,789 | 190,933 |
| 30 | Bridge Construction LLC | 920 | 920 | - |
| 31 | Broad LLC | 254,313 | 254,313 | - |
| 32 | Bud Undram LLC | 188,802 | 188,802 | - |
| 33 | Bulgan Gangat LLC | 681,504 | 681,591 | (87) |
| 34 | Bumbat Resources LLC | 98,974 | 98,974 | - |
| 35 | Bumbat LLC | 2,068,798 | 2,068,798 | - |
| 36 | Berkh-Uul LLC | 225,360 | 225,360 | - |
| 37 | Berkh Resources LLC | 344,176 | 309,059 | 35,117 |
| 38 | Beren Group LLC | 404,226 | 404,353 | (127) |
| 39 | Beren Mining LLC | 358,429 | 360,959 | (2,530) |
| 40 | Vantage LLC | 187,946 | 187,981 | (35) |
| 41 | Voyager Gold LLC | 109,609 | 109,399 | 210 |
| 42 | Galaxy Mining Mongolia | 455,344 | 455,344 | - |
| 43 | Gan-Ilch LLC | 189,553 | 189,016 | 537 |
| 44 | Gatsuurt LLC | 1,433,437 | 1,433,437 | - |
| 45 | GBNB LLC | 1,014,258 | 1,014,258 | - |
| 46 | Geosan LLC | 689,969 | 688,630 | 1,339 |
| 47 | Gobi Coal and Energy LLC | 972,771 | 970,221 | 2,550 |
| 48 | Gobi Exploration LLC | 523,723 | 523,723 | - |
| 49 | Gobi Energy Partners LLC | 896,460 | 895,460 | 1,000 |
| 50 | Golden Cross LLC | 445,694 | 445,494 | 200 |
| 51 | Golden Sea Petroleum LLC | 1,309,534 | 1,194,612 | 114,922 |
| 52 | Grand Montana Mining LLC | 96,473 | 95,973 | 500 |
| 53 | Gurvan Tukhum LLC | 374,406 | 374,406 | - |
| 54 | Darkhan Bor Khujir LLC | 281,398 | 82,012 | 199,386 |
| 55 | Darkhan Tumurlugiin Uildver JSC | 13,281,228 | 13,281,228 | - |
| 56 | Darkhan Shar Burd LLC | 11,559 | 11,559 | - |

| No. | Company | Extractive companies (K MNT) | Government (K MNT) | Differences (K MNT) |
|-----|---|------------------------------|--------------------|---------------------|
| 57 | Datsan Trade LLC | 544,629 | 544,429 | 200 |
| 58 | Dongsheng Petroleum LLC | - | 633,174 | (633,174) |
| 59 | Duchin Delgerekh LLC | 288,821 | 288,961 | (140) |
| 60 | Dun Yuan LLC | 563,353 | 563,346 | 7 |
| 61 | Dun-Erdene LLC | 134,768 | 130,761 | 4,007 |
| 62 | DUN LI LLC | 140,546 | 140,495 | 51 |
| 63 | Jado Zambala LLC | 173,514 | 173,514 | - |
| 64 | Jinghua Ord LLC | 827,231 | 823,575 | 3,656 |
| 65 | Jotoin Bajuuna LLC | 202,383 | 202,333 | 50 |
| 66 | Jun Yuan LLC | 286,900 | 243,478 | 43,422 |
| 67 | Zanadu Copper Mongolia LLC | 68,151 | 68,151 | - |
| 68 | Zaraya Holdings LLC | 374,005 | 366,505 | 7,500 |
| 69 | Zhu Yu E LLC | 1,155,008 | 1,150,827 | 4,181 |
| 70 | Zon Hen Yun Tian LLC | 691,261 | 691,261 | - |
| 71 | Zuun Naiman Suvraga LLC | 891,289 | 890,811 | 478 |
| 72 | Ing Hu LLC | 98,595 | 98,095 | 500 |
| 73 | Ikh Gobi Energy LLC | 659,672 | 656,191 | 3,481 |
| 74 | Ikh Tokhoirol LLC | 140,964 | 140,850 | 114 |
| 75 | Casiop Contact LLC | 427,693 | 424,770 | 2,923 |
| 76 | Catcorp Mongolia LLC | 592,440 | 573,674 | 18,766 |
| 77 | Kojegobi LLC | 2,482,004 | 2,481,046 | 958 |
| 78 | KVP LLC | 117,995 | 105,025 | 12,970 |
| 79 | Lutchuluu LLC | 3,671,296 | 3,661,717 | 9,579 |
| 80 | Magnai Trade LLC | 30,214,617 | 30,217,564 | (2,947) |
| 81 | Max Impex LLC | 4,197 | 3,997 | 200 |
| 82 | Mandal-Altai Group LLC | 112,012 | 126,123 | (14,111) |
| 83 | MARCO POLO LLC | 1,952,982 | 1,944,732 | 8,250 |
| 84 | Mon En Ko LLC | 5,306,166 | 5,335,783 | (29,617) |
| 85 | Mogol International LLC | 350,076 | 348,326 | 1,750 |
| 86 | Monvolfram LLC | 47,614 | 47,592 | 22 |
| 87 | Mongol Altai Resources LLC | 363,026 | 353,289 | 9,737 |
| 88 | Mongol Gazar LLC | 480,411 | 428,507 | 51,904 |
| 89 | Mongol Metal Mining LLC | 545,163 | 545,209 | (46) |
| 90 | Mongolbulgar Geo LLC | 403,131 | 359,975 | 43,156 |
| 91 | Mongolrustsvetmet LLC | 12,108,432 | 12,047,525 | 60,907 |
| 92 | Mongol Czech Metall LLC | 452,608 | 453,010 | (402) |
| 93 | Mongolyn Alt Mak LLC | 86,161,824 | 86,103,290 | 58,534 |
| 94 | Mondulaan Trade LLC | 4,496,303 | 4,472,341 | 23,962 |
| 95 | Monlaa LLC | 1,284,796 | 1,285,180 | (384) |
| 96 | Monpolimet LLC | 5,175,639 | 5,175,770 | (131) |
| 97 | Munkh Noyon Suvarga LLC | 1,461,161 | 1,448,784 | 12,377 |
| 98 | NABD LLC | 152,867 | 166,178 | (13,311) |
| 99 | Narantuul Trade LLC | 883,341 | 872,692 | 10,649 |
| 100 | NK LLC | 133,627 | 134,644 | (1,017) |
| 101 | Northwind LLC | 402,893 | 402,576 | 317 |
| 102 | Odod Gold LLC | 659,919 | 634,558 | 25,361 |
| 103 | Olova LLC | 183,826 | 180,805 | 3,021 |
| 104 | Olon Ovoot Gold LLC | 4,198,883 | 4,144,830 | 54,053 |
| 105 | ONTRE LLC | 1,561,368 | 1,560,539 | 829 |
| 106 | Ord Talst LLC | 96,480 | 94,403 | 2,077 |
| 107 | Orchlou Construction LLC | - | - | - |
| 108 | Ochir Tuv LLC | 1,132,837 | 1,157,850 | (25,013) |
| 109 | Ochir-Undraa LLC | 3,186,917 | 3,186,917 | - |
| 110 | Oyu Tolgoi LLC | 201,967,916 | 201,918,246 | 49,670 |
| 111 | Urmun-Uul LLC | 1,297,683 | 1,297,720 | (37) |
| 112 | OGCHL LLC | 1,076,536 | 1,076,536 | - |
| 113 | Petro Matad LLC | 690,087 | 690,939 | (852) |
| 114 | Petro China Dachin Tamsag LLC | 105,656,807 | 104,864,082 | 792,725 |
| 115 | Poloresources - Peabody Winsway Resources | 792,849 | 792,849 | - |

| No. | Company | Extractive companies (K MNT) | Government (K MNT) | Differences (K MNT) |
|-----|---------------------------------|---------------------------------|-----------------------|------------------------|
| 116 | Reservoir Moly Mongolia LLC | 157,638 | 173,308 | (15,670) |
| 117 | Reo LLC | 242,096 | 259,114 | (17,018) |
| 118 | Redhill Mongolia LLC | 590,466 | 615,815 | (25,349) |
| 119 | Samton Morris LLC | 156,822 | 154,642 | 2,180 |
| 120 | Sansaryn Geology Khaiguul LLC | 166,000 | 184,646 | (18,646) |
| 121 | South Gobi Blake Gold LLC | 118,120 | 118,120 | - |
| 122 | Southgobi Sands LLC | 37,715,486 | 37,715,532 | (46) |
| 123 | Centerra Gold Mongolia LLC | 916,279 | 916,279 | - |
| 124 | COAL LLC | 3,621,183 | 4,135,774 | (514,591) |
| 125 | CCM LLC | 336,012 | 335,982 | 30 |
| 126 | CMKI LLC | 242,257 | 237,760 | 4,497 |
| 127 | Sonor Trade LLC | 330,177 | 330,216 | (39) |
| 128 | Suuri LLC | 234,481 | 234,472 | 9 |
| 129 | Seruun Selbe LLC | 356,051 | 342,083 | 13,968 |
| 130 | Tavan Tolgoi Trans LLC | 3,047 | 3,143 | (96) |
| 131 | Tavantolgoi JSC | 57,922,095 | 58,485,547 | (563,452) |
| 132 | Taliin Shigtgee LLC | 232,645 | 228,961 | 3,684 |
| 133 | Terra Energy LLC | 490,375 | 496,946 | (6,571) |
| 134 | TBE LLC | 406,220 | 404,570 | 1,650 |
| 135 | Tegshtplant LLC | 509,364 | 509,389 | (25) |
| 136 | Ten Khun LLC | 2,681,192 | 2,681,199 | (7) |
| 137 | Teso LLC | 2,017,602 | 2,017,602 | - |
| 138 | Tefis Mining LLC | 694,963 | 691,593 | 3,370 |
| 139 | Ulzgol LLC | 658,886 | 658,894 | (8) |
| 140 | Uugan Iich LLC | 168,226 | 168,226 | - |
| 141 | Uuls Zaamar LLC | 123,116 | 120,084 | 3,032 |
| 142 | Focus Metal Mining LLC | 187,412 | 187,411 | 1 |
| 143 | Freegood Erin LLC | 144,561 | 144,443 | 118 |
| 144 | Fenchun International LLC | 63,150 | 63,150 | - |
| 145 | Khangad Exploration LLC | 3,836,977 | 3,818,259 | 18,718 |
| 146 | Khangi Prospecting LLC | 102,631 | 102,631 | - |
| 147 | Khangi Khuder LLC | 113,654 | 113,381 | 273 |
| 148 | Khartarvagatai JSC | 164,181 | 164,868 | (687) |
| 149 | Kharanga Khuder LLC | 134,153 | 134,160 | (7) |
| 150 | Hera Investment LLC | 58 | 58 | - |
| 151 | Khongor Khangain Erdenes LLC | 112,291 | 111,262 | 1,029 |
| 152 | Khotgor Shanaga LLC | 343,144 | 343,112 | 32 |
| 153 | Khukh Tur LLC | 35,702 | 36,183 | (481) |
| 154 | Huadi Kuonyez LLC | 448,235 | 448,242 | (7) |
| 155 | Khurgatai Khaikhan LLC | 951,113 | 954,057 | (2,944) |
| 156 | Khureedel LLC | 443,443 | 447,437 | (3,994) |
| 157 | Khuslemj LLC | 120,259 | 122,115 | (1,856) |
| 158 | Kheltrege LLC | 1,993 | 1,982 | 11 |
| 159 | Tsairtmineral LLC | 25,342,018 | 25,305,957 | 36,061 |
| 160 | Cement & Lime JSC | 3,654,053 | 3,647,117 | 6,936 |
| 161 | Central Asian Cement LLC | 503,259 | 503,447 | (188) |
| 162 | Central Asia Mining LLC | 125,510 | 125,510 | - |
| 163 | Tsevedeg LLC | 115,698 | 115,698 | - |
| 164 | Tsengeg-Orog LLC | 200,390 | 200,390 | - |
| 165 | Tsetsens Mining and Energy LLC | 199,706 | 199,706 | - |
| 166 | Chandmani Tal LLC | 317,964 | 317,964 | - |
| 167 | Chinkhua MAK Nariin Sukhait LLC | 20,232,658 | 20,233,500 | (842) |
| 168 | Shanlun LLC | 732,904 | 733,889 | (985) |
| 169 | Shanjin Ord LLC | 2,215,963 | 2,215,831 | 132 |
| 170 | Shar Narst LLC | 471,341 | 479,714 | (8,373) |
| 171 | Shariin Gol JSC | 2,308,533 | 2,309,483 | (950) |
| 172 | Shengangyuntun LLC | 83,817 | 83,567 | 250 |
| 173 | Shivee Ovoo JSC | 2,480,091 | 2,479,973 | 118 |
| 174 | Shin Shin LLC | 7,544,787 | 7,544,787 | - |

| No. | Company | Extractive companies (K MNT) | Government (K MNT) | Differences (K MNT) |
|-----------------------------|--------------------------------|---------------------------------|-----------------------|------------------------|
| 175 | Shine Asia Mining Group LLC | 328,236 | 327,660 | 576 |
| 176 | Shine Ilion Nen Yuan LLC | 3,732,527 | 3,737,772 | (5,245) |
| 177 | Shine Longda LLC | 288,111 | 288,121 | (10) |
| 178 | Shine Shivee LLC | 521,158 | 536,220 | (15,062) |
| 179 | Sheiman LLC | 177,606 | 177,540 | 66 |
| 180 | Ejbalei LLC | 197,257 | 197,277 | (20) |
| 181 | APEXPRO LLC | 262,628 | 260,979 | 1,649 |
| 182 | HMMB LLC | 1,183,575 | 1,183,515 | 60 |
| 183 | MJB LLC | 109,784 | 109,053 | 731 |
| 184 | MPHCL LLC | 1,045,082 | 1,045,082 | - |
| 185 | MCGT LLC | 60,550 | 64,189 | (3,639) |
| 186 | MCTT LLC | 499,007 | 495,877 | 3,130 |
| 187 | MMRI LLC | 144,280 | 144,280 | - |
| 188 | Emeelt Mines LLC | 151,287 | 151,287 | - |
| 189 | NPI LLC | 490,279 | 508,247 | (17,968) |
| 190 | Energy Resource LLC | 111,921,183 | 111,928,313 | (7,130) |
| 191 | Erdene Mongol LLC | 209,944 | 210,076 | (132) |
| 192 | Erdenedalai Coal LLC | 140,794 | 140,794 | - |
| 193 | Erdenejas LLC | 211,995 | 212,034 | (39) |
| 194 | Erdenes MGL LLC | 80,141,426 | 80,142,183 | (757) |
| 195 | Erdenes Tavan Tolgoi JSC | 41,393,366 | 41,392,755 | 611 |
| 196 | Erdenet Mining Corporation LLC | 519,761,765 | 519,726,775 | 34,990 |
| 197 | Erel Cement LLC | 365,570 | 374,003 | (8,433) |
| 198 | SBF LLC | 404,096 | 408,672 | (4,576) |
| 199 | ESTO LLC | 728 | 728 | - |
| 200 | Universal Resources LLC | 207,928 | 207,676 | 252 |
| Total Basic payments | | 1,594,114,641 | 1,593,753,675 | 360,966 |

Annex 2: List of companies involved in the 2012 EITI Report

| No. | Company | Registration number | Activity | Minerals - Products - Other activities | Location | | Type of entity | Type of owning |
|-----|-----------------------------|---------------------|----------------------------------|--|----------------|------------------|----------------|-------------------------------|
| | | | | | Aimags - City | Soums - District | | |
| 1 | Avdar Bayan LLC | 2040239 | Mineral Extracting | Gold | Ulaanbaatar | Bayangol | LLC | Private company |
| 2 | AGM Mining LLC | 5176727 | Mineral Extracting | Gold, copper | Ulaanbaatar | Khan-Uul | LLC | Private company |
| 3 | Adamas Mining LLC | 2672146 | Mineral Exploring | | Ulaanbaatar | Sukhbaatar | LLC | Private company |
| 4 | Adil-Och LLC | 2707969 | Mineral Extracting | Fluoride | Ulaanbaatar | Khan-Uul | LLC | Private company |
| 5 | Aduunchuluun JSC | 2011239 | Mineral Extracting | Coal | Dornod | Kherlen | JSC | Private company |
| 6 | Asiagold Mongolia LLC | 2678179 | Mineral Exploring and Extracting | Gold | Ulaanbaatar | Sukhbaatar | LLC | Private company |
| 7 | Altain Khuder LLC | 5095549 | Mineral Exploring and Extracting | Iron ore | Ulaanbaatar | Sukhbaatar | LLC | Private company |
| 8 | Altan Dornod Mongol LLC | 2112868 | Mineral Exploring and Extracting | Gold | Ulaanbaatar | Sukhbaatar | LLC | Private company |
| 9 | Altanrio Mongolia LLC | 5121175 | Mineral Exploring | | Ulaanbaatar | Sukhbaatar | LLC | Foreign investment company |
| 10 | And Survey LLC | 5244501 | Mineral Extracting | Gravel | Ulaanbaatar | bayanzurkh | LLC | Private company |
| 11 | Andiin Ilch LLC | 5051118 | Mineral Extracting | Coal | Sukhbaatar | Erdenetsagaan | LLC | Foreign investment company |
| 12 | Anian Resources LLC | 2874229 | Mineral Extracting | Molybdenum, Copper | Ulaanbaatar | Chingeltei | LLC | Private company |
| 13 | Ankhai-International LLC | 2863847 | Mineral Extracting | Iron ore | Ulaanbaatar | bayanzurkh | LLC | Private company |
| 14 | AUM LLC | 5056721 | Mineral Extracting | Gold | Ulaanbaatar | Bayangol | LLC | Private company |
| 15 | Baganuur JSC | 2008572 | Mineral Extracting | Coal | Ulaanbaatar | Baganuur | GOEC | Government owned entity |
| 16 | Badmaarag Khash LLC | 5215919 | Mineral Exploring and Extracting | Coal | Ulaanbaatar | Bayangol | LLC | Private company |
| 17 | Batu Mining Mongolia LLC | 2786826 | Mineral Exploring | | Ulaanbaatar | Sukhbaatar | LLC | Foreign investment company |
| 18 | Bayalag Ord LLC | 2007126 | Mineral Extracting | Coal | Bayankhongor | Galuut | LLC | Private company |
| 19 | Bayan-Erch LLC | 5023998 | Mineral Exploring and Extracting | Molybdenum | Sukhbaatar | Erdenetsagaan | LLC | Private company |
| 20 | Bayan Airag Exploration LLC | 2708701 | Mineral Exploring and Extracting | Gold | Ulaanbaatar | Sukhbaatar | LLC | Foreign investment company |
| 21 | Bayantegsh Impex LLC | 2609436 | Mineral Extracting | Fluoride | Ulaanbaatar | Chingeltei | LLC | Private company |
| 22 | Bayanteeg JSC | 2014491 | Mineral Extracting | Coal | Uburkhangaigai | Nariinteel | LGOC | Local Government owned entity |
| 23 | BDBL LLC | 5519004 | Mineral Exploring | | Ulaanbaatar | Sukhbaatar | LLC | Foreign investment company |
| 24 | BCMM LLC | 5315425 | Mineral Extracting | Gravel | Ulaanbaatar | Bayangol | LLC | Private company |
| 25 | BHM LLC | 2657449 | Mineral Extracting | Molybdenum, Copper | Ulaanbaatar | Bayangol | LLC | Private company |
| 26 | Bilguntrade LLC | 2088967 | Other | Construction (Gravel) | Ulaanbaatar | Bayangol | LLC | Private company |
| 27 | Blake Mount Mining LLC | 5477301 | Mineral Exploring | | Ulaanbaatar | Songinokhairkhan | LLC | Private company |
| 28 | Bold Tumur Eruu Gol LLC | 2855119 | Mineral Exploring and Extracting | Iron ore | Ulaanbaatar | Chingeltei | LLC | Private company |
| 29 | Boroo Gold LLC | 2094533 | Mineral Extracting | Gold | Ulaanbaatar | Chingeltei | LLC | Private company |

| No. | Company | Registration number | Activity | Minerals - Products - Other activities | Location | | Type of entity | Type of owning |
|-----|---------------------------------|---------------------|---------------------------------------|---|--------------|-----------------|----------------|-------------------------------|
| | | | | | Aimag - City | Soum - District | | |
| 30 | Bridge Construction LLC | 2593009 | Other | Construction, Foreign trade (Gravel) | Ulaanbaatar | bayanzurkh | LLC | Private company |
| 31 | Broad LLC | 5024323 | Mineral Extracting | Coal | Ulaanbaatar | Sukhbaatar | LLC | Private company |
| 32 | Bud Undram LLC | 3553779 | Mineral Extracting | Gold | Uburkhanga | Uyanga | LLC | Private company |
| 33 | Bulgan Gangat LLC | 5091462 | Mineral Extracting | Gold | Ulaanbaatar | Chingeltei | LLC | Private company |
| 34 | Bumbat Resources LLC | 5193443 | Mineral Exploring | | Ulaanbaatar | Sukhbaatar | LLC | Private company |
| 35 | Bumbat LLC | 2075652 | Mineral Extracting | Gold | Ulaanbaatar | Sukhbaatar | LLC | Private company |
| 36 | Berkh-Uul LLC | 2643928 | Mineral Extracting | Gold, Fluoride, Coal | Khentii | Batnorov | LLC | Private company |
| 37 | Berkh Resources LLC | 5210402 | Mineral Exploring | | Ulaanbaatar | Sukhbaatar | LLC | Private company |
| 38 | Beren Group LLC | 2063182 | Mineral Exploring and Extracting | Construction, Foreign trade (Iron ore, Gravel) | Ulaanbaatar | bayanzurkh | LLC | Private company |
| 39 | Beren Mining LLC | 2886219 | Mineral Exploring and Extracting | Iron ore | Arkhangai | Tuvshruulekh | LLC | Private company |
| 40 | Vantage LLC | 5247462 | Mineral Extracting | Gold | Ulaanbaatar | Bayangol | LLC | Private company |
| 41 | Voyager Gold LLC | 5202744 | Mineral Exploring | Gold | Ulaanbaatar | Sukhbaatar | LLC | Private company |
| 42 | Galaxy Mining Mongolia | 5584469 | Mineral Exploring | Polymetal | Ulaanbaatar | Bayanzurkh | LLC | Private company |
| 43 | Gan-Ilch LLC | 2544695 | Mineral Extracting | Coal | Dundgovi | Saintsagaan | LLC | Private company |
| 44 | Gatsuurt LLC | 2054701 | Mineral Extracting | Gravel, Sand | Selenge | Mandal | LLC | Private company |
| 45 | GBNB LLC | 2615797 | Mineral Extracting | Gold | Ulaanbaatar | Bayngol | LLC | Private company |
| 46 | Geosan LLC | 2070251 | Mineral Exploring | Gold, Copper | Ulaanbaatar | Chingeltei | LLC | Private company |
| 47 | Gobi Coal and Energy LLC | 2862468 | Mineral Extracting | Coal | Ulaanbaatar | Sukhbaatar | LLC | Private company |
| 48 | Gobi Exploration LLC | 2785129 | Mineral Exploring | Iron, Gold, Coal, Molybdenum, Polymetal | Ulaanbaatar | Khan-Uul | LLC | Private company |
| 49 | Gobi Energy Partners LLC | 5301467 | Oil & Gas Exploring and Extracting | Oil | Ulaanbaatar | Chingeltei | LLC | Foreign investment company |
| 50 | Golden Cross LLC | 5200881 | Mineral Exploring | Salt | Ulaanbaatar | Chingeltei | LLC | Private company |
| 51 | Golden Sea Petroleum LLC | 2764563 | Oil & Gas Exploring | | Ulaanbaatar | Khan-Uul | LLC | Foreign investment company |
| 52 | Grand Montana Mining LLC | 5436176 | Mineral Extracting | | Ulaanbaatar | Bayanzurkh | LLC | Private company |
| 53 | Gurvan Tukhum LLC | 2086166 | Mineral Extracting | Gold | Ulaanbaatar | Bayanzurkh | LLC | Private company |
| 54 | Darkhan Bor Khujiir LLC | 5109884 | Mineral Extracting | fluoride | Ulaanbaatar | Bayanzurkh | LLC | Private company |
| 55 | Darkhan Tumurlugiin Uildver JSC | 2051303 | Mineral Extracting | Iron ore | Darkhan-Uul | Khongor | GOEC | Government owned company |
| 56 | Darkhan Shar Burd LLC | 2558106 | Mineral Extracting | Construction | Darkhan-Uul | Darkhan | LLC | Private company |
| 57 | Datsan Trade LLC | 2061848 | Mineral Extracting | Gold | Ulaanbaatar | Sukhbaatar | LLC | Private company |
| 58 | Dongsheng Petroleum LLC | 2766337 | Oil & Gas Exploring | | | | | |
| 59 | Duchin Delgerekh LLC | 5112486 | Mineral Exploring | Coal | Ulaanbaatar | Chingeltei | LLC | Foreign investment company |
| 60 | Dun Yuan LLC | 2724146 | Mineral Extracting | Lead | Ulaanbaatar | Bayngol | LLC | Private company |
| 61 | Dun-Erdene LLC | 2010933 | Mineral Extracting | Gold | Dornod | Bayandun | LLC | Private company |
| 62 | DUN LI LLC | 5087163 | Mineral Extracting | Coal | Dundgovi | | LLC | Private company |

| No. | Company | Registration number | Activity | Minerals - Products - Other activities | Location | | Type of entity | Type of owning |
|-----|----------------------------|---------------------|------------------------------------|--|--------------|------------------|----------------|--------------------------------|
| | | | | | Aimag - City | Soum - District | | |
| 63 | Jado Zambala LLC | 5417791 | Mineral Exploring | Copper, Lead, Toil, Other | Ulaanbaatar | Bayanzurkh | LLC | Foreign investment company |
| 64 | Jinghua Ord LLC | 5002486 | Mineral Extracting | Iron | Ulaanbaatar | Bayngol | LLC | Private company |
| 65 | Jotoin Bajuuna LLC | 5089417 | Mineral Extracting | Gold | Ulaanbaatar | Bayngol | LLC | Private company |
| 66 | Jun Yuan LLC | 2780518 | Mineral Exploring | Composite metal, Gold, Iron, Copper, Precious metal | Ulaanbaatar | Bayanzurkh | LLC | Private company |
| 67 | Zanadu Copper Mongolia LLC | 5103479 | Mineral Exploring | Copper | Ulaanbaatar | Bayngol | LLC | Private company |
| 68 | Zaraya Holdings LLC | 5077834 | Mineral Exploring | Uran | Ulaanbaatar | Sukhbaatar | LLC | Private company |
| 69 | Zhu Yu E LLC | 5016665 | Mineral Extracting | Iron ore | Ulaanbaatar | Bayngol | LLC | Private company |
| 70 | Zon Hen Yun Tian LLC | 5098297 | Oil & Gas Exploring and Extracting | Oil | Ulaanbaatar | Sukhbaatar | LLC | Foreign investment company |
| 71 | Zuun Naiman Suvraga LLC | 2113023 | Mineral Extracting | Salt | Ulaanbaatar | Khan-Uul | LLC | Private company |
| 72 | Ing Hu LLC | 2827875 | Mineral Extracting | Composite metal, | Ulaanbaatar | Bayngol | LLC | Private company |
| 73 | Ikh Gobi Energy LLC | 5522935 | Mineral Extracting | Coal | Ulaanbaatar | Bayanzurkh | LLC | Private company |
| 74 | Ikh Tokhoirol LLC | 2784262 | Mineral Extracting | Gold | Tuv | Zaamar | LLC | Private company |
| 75 | Casiop Contact LLC | 5041538 | Mineral Extracting | Composite metal, Iron ore | Ulaanbaatar | Chingeltei | LLC | Private company |
| 76 | Catcorp Mongolia LLC | 5077982 | Oil & Gas Exploring and Extracting | Oil | Ulaanbaatar | Sukhbaatar | LLC | Private company |
| 77 | Kojegobi LLC | 2078449 | Mineral Exploring | | Ulaanbaatar | Chingeltei | LLC | Foreign investment company |
| 78 | KVP LLC | 2889668 | Mineral Extracting | Gold, Silver | Ulaanbaatar | Bayngol | LLC | Private company |
| 79 | Lutchuluu LLC | 5396662 | Mineral Extracting | Iron ore | Ulaanbaatar | Khan-Uul | LLC | Private company |
| 80 | Magnai Trade LLC | 2082489 | Oil & Gas Exploring and Extracting | Oil | Ulaanbaatar | Sukhbaatar | LLC | Private company |
| 81 | Max Impex LLC | 2057573 | Other | Sales, Gold silver licence | Ulaanbaatar | Sukhbaatar | LLC | Private company |
| 82 | Mandal-Altai Group LLC | 2023202 | Mineral Extracting | Coal | Ulaanbaatar | Sukhbaatar | LLC | Private company |
| 83 | MARCO POLO LLC | 2069792 | Mineral Extracting | Gold, Silver | Ulaanbaatar | Chingeltei | LLC | Private company |
| 84 | Mon En Ko LLC | 5141583 | Mineral Exploring and Extracting | Gold, Silver, Copper, Iron, Coal | Ulaanbaatar | Sukhbaatar | LLC | Foreign investment company |
| 85 | Mogol International LLC | 2730588 | Mineral Exploring | Gold, Copper, Lead, Silver, Foil, Coal | Ulaanbaatar | Sukhbaatar | LLC | Private company |
| 86 | Monvolfram LLC | 2743744 | Mineral Extracting | Wolfram | Tuv | Bayanchandmani | LLC | Private company |
| 87 | Mongol Altai Resources LLC | 5476372 | Mineral Exploring | Composite metal | Ulaanbaatar | Bayanzurkh | LLC | Private company |
| 88 | Mongol Gazar LLC | 2027615 | Mineral Extracting | Gold | Ulaanbaatar | Bayangol | LLC | Private company |
| 89 | Mongol Metal Mining LLC | 5239168 | Mineral Extracting | Iron ore | Ulaanbaatar | Khan-Uul | LLC | Private company |
| 90 | Mongolbulgar Geo LLC | 2550245 | Mineral Extracting | Gold | Ulaanbaatar | Songinokhairkhan | LLC | Private company |
| 91 | Mongolrustsvetmet LLC | 2550466 | Mineral Extracting | Gold, Silver, Copper, Iron, Coal, Tungsten, Fluoride | Ulaanbaatar | Bayanzurkh | LLC | Joint venture Govt and private |
| 92 | Mongol Czech Metall LLC | 5051134 | Mineral Extracting | Fluoride | Tuv | Bayantsagaan | LLC | Private company |

| No. | Company | Registration number | Activity | Minerals - Products - Other activities | Location | | Type of entity | Type of owning |
|-----|---|---------------------|----------------------------------|---|--------------|-----------------|----------------|--|
| | | | | | Aimag - City | Soum - District | | |
| 93 | Mongolyn Alt Mak LLC | 2095025 | Mineral Exploring and Extracting | Gold, Copper, Coal, Sand, Gravel, Molybdenum, Perlite, Gypsum | Ulaanbaatar | Khan-Uul | LLC | Private company |
| 94 | Mondulaan Trade LLC | 2554518 | Mineral Extracting | Gold, Silver | Ulaanbaatar | Bayangol | LLC | Private company |
| 95 | Monlaa LLC | 2045931 | Mineral Extracting | Iron ore | Ulaanbaatar | Sukhbaatar | LLC | Private company |
| 96 | Monpolimet LLC | 2029278 | Mineral Extracting | Gold | Ulaanbaatar | Sukhbaatar | LLC | Private company |
| 97 | Munkh Noyon Suvarga LLC | 5314577 | Mineral Exploring | Coal | Ulaanbaatar | bayangol | LLC | Private company |
| 98 | NABD LLC | 5082137 | Mineral Extracting | Gold | Ulaanbaatar | Bayangol | LLC | Private company |
| 99 | Narantuul Trade LLC | 2070022 | Mineral Exploring and Extracting | Sales, Coal and daze-licence | Ulaanbaatar | Bayanzurkh | LLC | Private company |
| 100 | NK LLC | 2703068 | Mineral Extracting | Mud | Ulaanbaatar | Nalaikh | LLC | Private company |
| 101 | Northwind LLC | 5003539 | Mineral Extracting | Fluoride | Ulaanbaatar | Sukhbaatar | LLC | Private company |
| 102 | Odod Gold LLC | 5180252 | Mineral Extracting | Gold | Ulaanbaatar | Bayangol | LLC | Private company |
| 103 | Olova LLC | 2782944 | Mineral Extracting | Tsagaan Tugalga | Ulaanbaatar | Chingeltei | LLC | Private company |
| 104 | Olon Ovoot Gold LLC | 5099005 | Mineral Extracting | Gold, Copper, Silver, | Ulaanbaatar | Sukhbaatar | LLC | Private company |
| 105 | ONTRE LLC | 2705133 | Mineral Extracting | Gold, Copper, Molybdenum | Ulaanbaatar | Sukhbaatar | LLC | Private company |
| 106 | Ord Talst LLC | 5020719 | Mineral Extracting | Gravel | Ulaanbaatar | Khan-Uul | LLC | Private company |
| 107 | Orchlon Construction LLC | 2747804 | Other | Construction | Ulaanbaatar | Sukhbaatar | LLC | Private company |
| 108 | Ochir Tuv LLC | 2031256 | Mineral Extracting | Dairga | Orkhon | Bayan-Undur | LLC | Private company |
| 109 | Ochir-Undraa LLC | 2659603 | Mineral Extracting | Gold | Ulaanbaatar | Bayangol | LLC | Private company |
| 110 | Oyu Tolgoi LLC | 2657457 | Mineral Extracting | Gold, Copper, Sand, Dairga | Ulaanbaatar | Sukhbaatar | LLC | Joint venture Govt 34% and private 66% |
| 111 | Urmun-Uul LLC | 2617740 | Mineral Extracting | Gold | Ulaanbaatar | bayangol | LLC | Private company |
| 112 | OGCHL LLC | 5198429 | Mineral Exploring | Gold, Copper | Ulaanbaatar | Sukhbaatar | LLC | Private company |
| 113 | Petro Matad LLC | 2867095 | Oil & Gas Extracting | Oil | Ulaanbaatar | Sukhbaatar | LLC | Private company |
| 114 | Petro China Dachin Tamsag LLC | 2075385 | Oil & Gas Extracting | Oil | Ulaanbaatar | Bayanzurkh | LLC | Foreign investment company |
| 115 | Poloresources - Peabody Winsway Resources | 5170672 | Mineral Exploring and Extracting | Coal | Ulaanbaatar | Bayanzurkh | LLC | Foreign investment company |
| 116 | Reservoir Moly Mongolia LLC | 5028353 | Mineral Exploring | Tungsten | Ulaanbaatar | Bayangol | LLC | Private company |
| 117 | Reo LLC | 5018056 | Mineral Extracting | Gold | Ulaanbaatar | Sukhbaatar | LLC | Private company |
| 118 | Redhill Mongolia LLC | 5068827 | Mineral Extracting | Coal | Ulaanbaatar | Sukhbaatar | LLC | Private company |
| 119 | Samton Morris LLC | 5143926 | Mineral Exploring | Gold, Copper | Ulaanbaatar | Sukhbaatar | LLC | Foreign investment company |
| 120 | Sansaryn Geology Khaiguul LLC | 5036933 | Oil & Gas Exploring | Oil | Ulaanbaatar | Bayanzurkh | LLC | Private company |
| 121 | South Gobi Blake Gold LLC | 5358264 | Mineral Exploring | Gold | Ulaanbaatar | Khan-Uul | LLC | Private company |
| 122 | Southgobi Sands LLC | 5084555 | Mineral Exploring | Coal | Ulaanbaatar | Khan-Uul | LLC | Foreign investment company |
| 123 | Centerra Gold Mongolia LLC | 2108291 | Mineral Exploring | | Ulaanbaatar | Chingeltei | LLC | Private company |
| 124 | COAL LLC | 5261198 | Mineral Extracting | Coal | Ulaanbaatar | Bayanzurkh | LLC | Private company |

| No. | Company | Registration number | Activity | Minerals - Products - Other activities | Location | | Type of entity | Type of owning |
|-----|------------------------------|---------------------|--------------------|---|--------------|------------------|----------------|--|
| | | | | | Aimag - City | Soum - District | | |
| 125 | CCM LLC | 5044804 | Mineral Exploring | Coal | Ulaanbaatar | Chingeltei | LLC | Private company |
| 126 | CMKI LLC | 5288703 | Mineral Extracting | Fluoride | Ulaanbaatar | Bayangol | LLC | Foreign investment company |
| 127 | Sonor Trade LLC | 2590565 | Mineral Extracting | Gold | Ulaanbaatar | Sukhbaatar | LLC | Private company |
| 128 | Suuri LLC | 2041588 | Mineral Extracting | Gravel | Ulaanbaatar | Bayangol | LLC | Private company |
| 129 | Seruun Selbe LLC | 2851768 | Mineral Extracting | | Ulaanbaatar | Sukhbaatar | LLC | Private company |
| 130 | Tavan Tolgoi Trans LLC | 5000505 | Other | Transportation | Ulaanbaatar | Khan-Uul | LLC | Private company |
| 131 | Tavantolgoi JSC | 2016656 | Mineral Extracting | Coal | Umnugovi | Tsogtsetsii | JSC | Joint venture Govt 51% and private 49% |
| 132 | Taliin Shigtgee LLC | 5306361 | Mineral Extracting | Coal | Ulaanbaatar | Sukhbaatar | LLC | Foreign investment company |
| 133 | Terra Energy LLC | 5430682 | Mineral Exploring | Coal | Ulaanbaatar | Bayanzurkh | LLC | Private company |
| 134 | TBE LLC | 5144108 | Mineral Exploring | Gold | Ulaanbaatar | Khan-Uul | LLC | Private company |
| 135 | Tegshplant LLC | 5320259 | Mineral Extracting | Gravel | Ulaanbaatar | Songinokhairkhan | LLC | Private company |
| 136 | Ten Khun LLC | 2839717 | Mineral Extracting | Gold | Tuv | Jargalant | LLC | Private company |
| 137 | Teso LLC | 2293463 | Mineral Exploring | Polymetal | Ulaanbaatar | Songinokhairkhan | LLC | Private company |
| 138 | Tefis Mining LLC | 2807459 | Mineral Exploring | Coal | Ulaanbaatar | Chingeltei | LLC | Private company |
| 139 | Ulzgol LLC | 2344343 | Mineral Extracting | Gold | Dornod | Bayandun | LLC | Private company |
| 140 | Uugan Ilch LLC | 5185033 | Mineral Extracting | Fluoride | Dornogovi | Airag | LLC | Private company |
| 141 | Uuls Zaamar LLC | 2819996 | Mineral Extracting | Gold | Ulaanbaatar | Bayangol | LLC | Private company |
| 142 | Focus Metal Mining LLC | 5567319 | Mineral Extracting | Ore | Ulaanbaatar | Khan-Uul | LLC | Private company |
| 143 | Freegood Erin LLC | 5298679 | Mineral Exploring | Gold | Ulaanbaatar | Bayanzurkh | LLC | Foreign investment company |
| 144 | Fenchun International LLC | 5569605 | Mineral Exploring | Coal | Ulaanbaatar | Bayangol | LLC | Private company |
| 145 | Khangad Exploration LLC | 2887134 | Mineral Exploring | Coal | Ulaanbaatar | Sukhbaatar | LLC | Private company |
| 146 | Khangi Prospecting LLC | 5256623 | Mineral Exploring | Copper, Coal | Ulaanbaatar | Bayangol | LLC | Private company |
| 147 | Khangi Khuder LLC | 5244269 | Mineral Exploring | Ore | Ulaanbaatar | Chingeltei | LLC | Private company |
| 148 | Khartarvagatai JSC | 2001454 | Mineral Extracting | Coal | Uvs | Tarialan | JSC | Private company |
| 149 | Kharanga Khuder LLC | 5413877 | Mineral Exploring | Ore | Ulaanbaatar | Sukhbaatar | LLC | Private company |
| 150 | Hera Investment LLC | 2787687 | Other | Foreign and domestic trade, Investment | Ulaanbaatar | Bayangol | LLC | Private company |
| 151 | Khongor Khangain Erdenes LLC | 5297052 | Mineral Exploring | Wolfram | Ulaanbaatar | Bayangol | LLC | Private company |
| 152 | Khotgor Shanaga LLC | 2662647 | Mineral Exploring | Coal | Ulaanbaatar | Bayanzurkh | LLC | Private company |
| 153 | Khukh Tur LLC | 2107511 | Mineral Extracting | Fluoride | Ulaanbaatar | Bayanzurkh | LLC | Private company |
| 154 | Huadi Kuonyez LLC | 5232538 | Mineral Exploring | Coal, Polymetal | Ulaanbaatar | Sukhbaatar | LLC | Private company |
| 155 | Khurgatai Khairkhan LLC | 5104424 | Mineral Extracting | Coal | Ulaanbaatar | Sukhbaatar | LLC | Private company |
| 156 | Khureedel LLC | 2697734 | Mineral Extracting | Fluoride | Umnugovi | Dalanzadgad | LLC | Private company |
| 157 | Khuslemj LLC | 2872722 | Mineral Exploring | Copper, Gold | Ulaanbaatar | Bayangol | LLC | Private company |
| 158 | Kheltrege LLC | 4489659 | Mineral Extracting | Coal | Ulaanbaatar | Nalaikh | LLC | Private company |

| No. | Company | Registration number | Activity | Minerals - Products - Other activities | Location | | Type of entity | Type of owning |
|-----|---------------------------------|---------------------|----------------------------------|--|--------------|-----------------|----------------|--------------------------------------|
| | | | | | Aimag - City | Soum - District | | |
| 159 | Tsairtmineral LLC | 2548747 | Mineral Extracting | Ore | Sukhbaatar | Sukhbaatar | LLC | Private company |
| 160 | Cement & Lime JSC | 2641984 | Mineral Extracting | Limestone | Selenge | Saikhan | LLC | Government owned company |
| 161 | Central Asian Cement LLC | 2737221 | Mineral Exploring and Extracting | Limestone | Ulaanbaatar | Bayanzurkh | LLC | Private Company |
| 162 | Central Asia Mining LLC | 5005094 | Mineral Extracting | Gold, Copper | Ulaanbaatar | Sukhbaatar | LLC | Private Company |
| 163 | Tsevdeg LLC | 2587025 | Mineral Extracting | Gold | Ulaanbaatar | Sukhbaatar | LLC | Private Company |
| 164 | Tsengeg-Orog LLC | 5320798 | Mineral Extracting | Gold | Ulaanbaatar | Bayanzurkh | LLC | Private Company |
| 165 | Tsetsens Mining and Energy LLC | 5482046 | Mineral Exploring and Extracting | Composite metal | Ulaanbaatar | Chingeltei | LLC | Private Company |
| 166 | Chandmani Tal LLC | 2011328 | Mineral Exploring and Extracting | Polymetal | Dornod | Kherlen | LLC | Private Company |
| 167 | Chinkhua MAK Nariin Sukhait LLC | 2697947 | Mineral Extracting | Coal | Umnugovi | Gurvantes | LLC | Private Company |
| 168 | Shanlun LLC | 2784904 | Mineral Extracting | Lead, Zinc | Dornod | Kherlen | LLC | Private Company |
| 169 | Shanjin Ord LLC | 5197325 | Mineral Extracting | Iron, Zinc | Ulaanbaatar | Bayanzurkh | LLC | Private Company |
| 170 | Shar Narst LLC | 2618621 | Mineral Extracting | Gold, Silver | Ulaanbaatar | Sukhbaatar | LLC | Private Company |
| 171 | Shariin Gol JSC | 2050374 | Mineral Extracting | Coal | Darkhan-Uul | Shariin gol | JSC | Private Company |
| 172 | Shengangyuntun LLC | 5165407 | Mineral Exploring and Extracting | Coal, Zinc, Iron | Ulaanbaatar | Bayanzurkh | LLC | Foreign investment company |
| 173 | Shivee Ovoo JSC | 2004879 | Mineral Extracting | Coal | Govisumber | Shiveegovi | JSC | Joint venture Govt-90%, Private-10 % |
| 174 | Shin Shin LLC | 2830213 | Mineral Extracting | Zinc, Lead | Dornod | Kherlen | LLC | private Company |
| 175 | Shine Asia Mining Group LLC | 5305675 | Mineral Exploring | Coal | Ulaanbaatar | Khan-Uul | LLC | Private Company |
| 176 | Shine Ilion Nen Yuan LLC | 5250862 | Mineral Exploring | Coal, Gold | Ulaanbaatar | Bayanzurkh | LLC | Foreign investment company |
| 177 | Shine Longda LLC | 5164621 | Mineral Extracting | Coal, Gold, | Ulaanbaatar | Sukhbaatar | LLC | Foreign investment company |
| 178 | Shine Shivee LLC | 2858096 | Mineral Exploring | Coal | Ulaanbaatar | Sukhbaatar | LLC | Private Company |
| 179 | Sheiman LLC | 5155436 | Mineral Exploring and Extracting | | Ulaanbaatar | Sukhbaatar | LLC | Foreign investment company |
| 180 | Ejbalei LLC | 5315603 | Mineral Extracting | Gold | Ulaanbaatar | Sukhbaatar | LLC | Foreign investment company |
| 181 | APEXPRO LLC | 5244678 | Mineral Exploring and Extracting | | Ulaanbaatar | Sukhbaatar | LLC | Private Company |
| 182 | HMMB LLC | 5329167 | Mineral Exploring | Iron | Ulaanbaatar | Bayanzurkh | LLC | Private Company |
| 183 | MJB LLC | 5018536 | Mineral Extracting | Fluoride | Ulaanbaatar | Bayanzurkh | LLC | Private Company |
| 184 | MPHCL LLC | 5137977 | Mineral Exploring | Gold, Copper, Silver, Molybdenum, Coal | Ulaanbaatar | Sukhbaatar | LLC | Private Company |
| 185 | MCGT LLC | 5148146 | Mineral Extracting | Coal | Ulaanbaatar | Khan-Uul | LLC | Private Company |
| 186 | MCTT LLC | 5015243 | Mineral Extracting | Fluoride | Ulaanbaatar | Bayanzurkh | LLC | Private Company |
| 187 | MMRI LLC | 5291364 | Mineral Extracting | Gold | Ulaanbaatar | Sukhbaatar | LLC | Private Company |
| 188 | Emeelt Mines LLC | 2776804 | Mineral Exploring | Uranium | Ulaanbaatar | Sukhbaatar | LLC | Private Company |
| 189 | NPI LLC | 5066417 | Mineral Exploring and Extracting | | Ulaanbaatar | Sukhbaatar | LLC | Private Company |
| 190 | Energy Resource LLC | 2887746 | Mineral Extracting | Coal | Ulaanbaatar | Sukhbaatar | LLC | Private Company |

| No. | Company | Registration number | Activity | Minerals - Products - Other activities | Location | | Type of entity | Type of owning |
|-----|--------------------------------|---------------------|--------------------|---|---------------|------------------|----------------|----------------------------|
| | | | | | Aimags - City | Soums - District | | |
| 191 | Erdene Mongol LLC | 2718243 | Mineral Exploring | Metal | Ulaanbaatar | Chingeltei | LLC | Foreign investment company |
| 192 | Erdenedalai Coal LLC | 5537835 | Mineral Exploring | Coal | Ulaanbaatar | Khan-Uul | LLC | Private Company |
| 193 | Erdenejas LLC | 2715619 | Mineral Exploring | | Ulaanbaatar | Sukhbaatar | LLC | Private Company |
| 194 | Erdenes MGL LLC | 5124913 | Mineral Exploring | Coal | Ulaanbaatar | Chingeltei | LLC | Government owned company |
| 195 | Erdenes Tavan Tolgoi JSC | 5435528 | Mineral Extracting | Coal | Ulaanbaatar | Chingeltei | LLC | Government owned company |
| 196 | Erdenet Mining Corporation LLC | 2074192 | Mineral Extracting | Copper, Molybdenum | Orkhon | Bayan-Undur | LLC | Government owned company |
| 197 | Erel Cement LLC | 2027194 | Mineral Extracting | Limestone | Darkhan-Uul | Darkhan | LLC | Private Company |
| 198 | SBF LLC | 5184851 | Mineral Exploring | Gold | Ulaanbaatar | Sukhbaatar | LLC | Private Company |
| 199 | ESTO LLC | 2861224 | Other | Construction (Gravel) | Ulaanbaatar | Sukhbaatar | LLC | Private Company |
| 200 | Universal Resources LLC | 5468213 | Mineral Exploring | | Ulaanbaatar | Chingeltei | LLC | Private company |

Annex 3: Production data declared by extractive companies

| No. | Company | Extracted product | Production | | | Sales | | |
|-----|---------------------------------|-------------------|------------|-------------|---------------|-------|-------------|---------------|
| | | | Unit | Quantity | Amount (KMNT) | Unit | Quantity | Amount (KMNT) |
| 1 | Avdar Bayan LLC | Gold | kg | 0.6 | 37,897.1 | kg | 1 | 36,382 |
| 4 | Adil-Och LLC | Fluoride | tn | 6,773.3 | 812,796.0 | tn | 11,687.1 | 1,921,154.7 |
| 5 | Aduunchuluun JSC | Coal | tn | 401,308.4 | 3,987,510.0 | tn | 401,308.4 | 3,987,510.0 |
| 7 | Altain Khuder LLC | Iron | tn | 1,626,078.6 | 91,143,814.6 | tn | 1,571,952.3 | 121,196,135.6 |
| 8 | Altan Dornod Mongol LLC | Gold | kg | 379.6 | 27,771,643.6 | tn | 379.6 | 27,771,643.6 |
| 11 | Andiin Ilch LLC | Coal | tn | 366,090.1 | 19,414,864.2 | tn | 366,090.1 | 29,132,358.0 |
| 13 | Ankhai-International LLC | Iron | tn | 165,982.0 | 7,448,745.5 | tn | 230,676.0 | 21,815,425.9 |
| 14 | AUM LLC | Gold | kg | 14.9 | 1,178,194.1 | kg | 14.9 | 1,153,194.1 |
| | | Silver | kg | 1.7 | 2,204.7 | kg | 1.7 | 2,204.7 |
| 15 | Baganuur JSC | Coal | tn | 3,541,612.0 | | tn | 3,541,584.0 | 74,839.9 |
| 18 | Bayalag Ord LLC | Coal | tn | 30,100.0 | 544,319.0 | tn | 30,100.0 | 544,319.0 |
| | | Gold | kg | 1.1 | 79,437.5 | kg | 1.1 | 79,437.5 |
| 21 | Bayantegsh Impex LLC | Fluoride | tn | 6,500.0 | 926,037.6 | tn | 5,895.6 | 866,708.4 |
| 22 | Bayanteeg JSC | Coal | tn | 68,912.4 | 1,378,248.2 | tn | 68,912.4 | 1,378,248.2 |
| 28 | Bold Tumur Eruu Gol LLC | Iron | tn | 3,654,670.0 | 219,557,269.3 | tn | 3,272,079.5 | 235,430,248.4 |
| 29 | Boroo Gold LLC | Gold | kg | 2,234.4 | 84,706,864.5 | kg | 2,349.7 | 172,608,190.9 |
| | | Silver | kg | | | kg | 420.0 | 576,799.8 |
| 32 | Bud Undram LLC | Gold | kg | 19.0 | 1,416,230.9 | kg | 19.0 | 1,416,230.9 |
| 33 | Bulgan Gangat LLC | Gold | kg | 70.4 | | kg | 63.4 | 4,568,247.0 |
| 35 | Bumbat LLC | Gold | kg | 206.6 | 14,872,469.9 | kg | 206.6 | 14,872,469.9 |
| 36 | Berkh-Uul LLC | Gold | kg | 0.3 | 24,434.0 | kg | 0.3 | 24,434.0 |
| | | Coal | tn | 36,881.0 | 774,501.0 | tn | 36,881.0 | 774,501.0 |
| 39 | Beren Mining LLC | Iron | tn | 14,478.3 | 1,156,975.0 | tn | 13,178.3 | 1,635,150.4 |
| 45 | GBNB LLC | Gold | kg | 89.2 | 6,462,180.6 | kg | 89.2 | 6,462,180.6 |
| | | Silver | kg | 8.4 | 10,120.2 | kg | 8.4 | 10,120.2 |
| 47 | Gobi Coal and Energy LLC | Coal | tn | 6,215.0 | 155,373.0 | tn | 6,215.0 | 155,373.0 |
| | | Coal | tn | 1,205.0 | 23,350.0 | tn | 1,205.0 | 23,350.0 |
| 53 | Gurvan Tukhum LLC | Gold | kg | 29.8 | 1,901,835.1 | kg | 29.8 | 1,901,835.1 |
| 54 | Darkhan Bor Khujir LLC | Fluoride | tn | | | tn | 21.3 | 4,134.5 |
| | | Iron | tn | 1,047,425.0 | 15,929,564.0 | tn | 5,162.0 | 131,751.0 |
| | | Iron | tn | 1,500,400.0 | 11,622,731.0 | tn | - | - |
| 55 | Darkhan Tumurlugiin Uildver JSC | Iron | tn | 649,411.0 | 19,377,088.0 | tn | 598,887.0 | 26,355,926.0 |
| | | Iron | tn | 187,399.0 | 187,385.0 | tn | 187,398.0 | 687,146.0 |
| | | Iron | tn | | | tn | | |
| 57 | Datsan Trade LLC | Gold | kg | 30.4 | 2,078,133.9 | kg | 30.4 | 2,078,133.9 |
| 60 | Dun Yuan LLC | Lead | tn | 300.0 | 2,756,358.0 | | | |

| No. | Company | Extracted product | Production | | | Sales | | |
|-----|-------------------------|-------------------|------------|-------------|---------------|-------|-------------|---------------|
| | | | Unit | Quantity | Amount (KMNT) | Unit | Quantity | Amount (KMNT) |
| 61 | Dun-Erdene LLC | Gold | kg | 11.8 | | kg | 8.9 | 676,900,100.0 |
| 64 | Jinghua Ord LLC | Iron | tn | 318,233.0 | 53,200.0 | tn | 174,193.0 | 9,267,068.0 |
| 65 | Jotoin Bajuuna LLC | Gold | kg | 15.2 | 1,170,028.0 | kg | 12.8 | 1,170,028.0 |
| 69 | Zhu Yu E LLC | Iron | tn | 45,620.0 | | tn | 45,620.0 | 5,086,079.0 |
| 75 | Casiop Contact LLC | Iron | tn | 131,639.0 | 4,551,196.0 | tn | 90,966.0 | 4,303,288.0 |
| 78 | KVP LLC | Gold | kg | | | kg | 5.5 | 421,295.3 |
| | | Silver | kg | | | kg | 0.6 | 811.4 |
| 79 | Lutchuluu LLC | Iron | tn | | | tn | 387,808.0 | 20,852,449.0 |
| | | Ore | tn | | | tn | 7,229.0 | 403,310.0 |
| 82 | Mandal-Altai Group LLC | Coal | tn | 25,371.0 | 598,077.0 | tn | 25,371.0 | 598,077.0 |
| 83 | MARCO POLO LLC | Gold | kg | 201.5 | | kg | 182.9 | 13,058,729.0 |
| | | Silver | | | | kg | 10.0 | 11,574.0 |
| 84 | Mon En Ko LLC | Coal | tn | 225,310.0 | | tn | 66,050.0 | 2,929,750.0 |
| 86 | Monvolfram LLC | Wolfram | tn | 106.0 | | tn | 106.0 | 1,877,374.0 |
| 89 | Mongol Metal Mining LLC | Ore | | | | tn | 20,469.0 | 2,146,576.0 |
| 90 | Mongolbulgar Geo LLC | Gold | kg | 34.0 | 2,399,666.0 | kg | 34.0 | 2,399,666.0 |
| | | Silver | kg | 2.0 | 1,760.0 | kg | 2.0 | 1,760.0 |
| 91 | Mongolrustsvetmet LLC | Fluoride | tn | 104,331.0 | 43,774,596.0 | tn | 107,460.0 | 45,279,624.0 |
| | | Gold | kg | 77.0 | 4,081,219.0 | kg | 78.0 | 5,620,765.0 |
| | | Silver | kg | 7.0 | 8,847.0 | kg | 7.0 | 8,296.0 |
| | | Iron | tn | 14,059.0 | 1,742,957.0 | tn | 7,053.0 | 620,099.0 |
| 92 | Mongol Czech Metall LLC | Fluoride | tn | 28,735.0 | 3,195,053.0 | tn | 29,000.0 | 3,231,800.0 |
| 93 | Mongolyn Alt Mak LLC | Coal | tn | 5,810,247.0 | | tn | 5,810,247.0 | 420,124,743.0 |
| | | Coal | tn | 5,082.0 | | tn | 5,082.0 | 500,484.0 |
| 94 | Mondulaan Trade LLC | Gold | kg | 141.5 | 2,588,486.0 | kg | 141.5 | 10,667,649.0 |
| | | Silver | kg | 18.0 | | kg | 18.0 | 23,440.0 |
| 95 | Monlaa LLC | Iron | tn | 55,077.0 | 4,980,251.0 | tn | 55,077.0 | 4,980,251.0 |
| 96 | Monpolimet LLC | Gold | kg | 424.0 | 27,657,982.0 | kg | 644.0 | 42,877,975.0 |
| 97 | Munkh Noyon Suvarga LLC | Coal | tn | 265,676.0 | 2,871,237.0 | tn | 6,921.0 | 124,251.0 |
| 98 | NABD LLC | Gold | kg | 0.7 | 7,747.0 | kg | 0.7 | 52,228.0 |
| | | Silver | kg | 0.6 | 1.0 | kg | 0.6 | 81.0 |
| 100 | NK LLC | Brick | Unit | 4,083.0 | 869,916.0 | Unit | 4,083.0 | 869,916.0 |
| 101 | Northwind LLC | Fluoride | tn | 10,381.0 | 1,223,274.0 | tn | 2,469.0 | 760,492.0 |
| 102 | Odod Gold LLC | Gold | kg | 15.1 | 1,174,709.0 | kg | 12.5 | 975,713.0 |
| | | Silver | | | | kg | 1,517.0 | 1,986.0 |
| 103 | Olova LLC | Tin | tn | 9.8 | 123,027.0 | tn | 9.8 | 123,027.0 |
| 104 | Olon Ovoot Gold LLC | Gold | kg | 433.0 | 31,346,760.0 | kg | 433.0 | 31,346,760.0 |
| | | Silver | kg | 8.0 | 9,680.0 | kg | 8.0 | 9,680.0 |

| No. | Company | Extracted product | Production | | | Sales | | |
|-----|-------------------------|-------------------|------------|--------------|---------------|-------|--------------|---------------|
| | | | Unit | Quantity | Amount (KMNT) | Unit | Quantity | Amount (KMNT) |
| 106 | Ord Talst LLC | Gravel | m3 | 82,716.0 | 811,942.0 | m3 | 75,916.0 | 1,113,152.0 |
| 108 | Ochir Tuv LLC | Gravel | m3 | 12,720,000.0 | 241,694.0 | m3 | 11,979,000.0 | 227,600.0 |
| 111 | Urmun-Uul LLC | Gold | kg | 106.0 | 7,541,440.0 | kg | 106.0 | 7,541,440.0 |
| | | Silver | kg | 9.0 | 9,901.0 | kg | 9.0 | 9,901.0 |
| 117 | Reo LLC | Gold | kg | 12.8 | 921,087,873.0 | kg | 12.8 | 921,087,873.0 |
| | | Silver | kg | 1,098.6 | 1,545,651.0 | kg | 1,098.6 | 1,545,651.0 |
| 118 | Redhill Mongolia LLC | Coal | tn | 165,712.0 | 3,913,378.0 | tn | 131,719.0 | 3,141,421.0 |
| 122 | Southgobi Sands LLC | Coal | tn | 1,292,221.0 | 133,151,932.0 | tn | 1,340,334.0 | 85,005,788.0 |
| 124 | COAL LLC | Coal | | | | tn | 341,104.0 | 23,523,866.0 |
| 126 | CMKI LLC | Fluoride | tn | 6,045.0 | 886,001.0 | tn | 6,045.0 | 886,001.0 |
| 127 | Sonor Trade LLC | Gold | kg | 16.0 | | kg | 13.0 | 984,197.0 |
| | | Silver | kg | | | kg | 2.0 | 2,705.0 |
| 131 | Tavantolgoi JSC | Coal | tn | 2,300,806.0 | 88,218,972.0 | tn | 2,300,806.0 | 102,696,824.0 |
| 135 | Tegshplant LLC | Gravel | m3 | 248.0 | 1,840,664.0 | m3 | 286.0 | 3,002,099.0 |
| 136 | Ten Khun LLC | Gold | Kg | 385.0 | 2,325,454.0 | Kg | 234.0 | 17,041,628.0 |
| | | Silver | Kg | | | Kg | 10.0 | 14,224.0 |
| 139 | Ulzgol LLC | Gold | tn | 69.1 | 5,080,323.0 | tn | 69.1 | 5,080,323.0 |
| | | Silver | tn | 8.5 | 10,437.0 | tn | 8.5 | 10,437.0 |
| 140 | Ugan Ilch LLC | Fluoride | tn | 10,493.0 | 1,237,126.0 | tn | 4,454.0 | 1,490,223.0 |
| 141 | Uuls Zaamar LLC | Coal | tn | 1,673.0 | 36,808.0 | tn | 1,673.0 | 40,489.0 |
| 142 | Focus Metal Mining LLC | Ore | tn | 59,620.0 | 1,482,000.0 | tn | 23,982.0 | 2,377,314.0 |
| 145 | Khangad Exploration LLC | Coal | tn | 1,088,657.0 | 43,346,965.0 | tn | 245,681.0 | 24,656,038.0 |
| 147 | Khangi Khuder LLC | Ore | tn | 17,774.0 | 838,072.0 | tn | 17,774.0 | 838,072.0 |
| 152 | Khotgor Shanaga LLC | Coal | | | | tn | 3,785.0 | 70,780.0 |
| 153 | Khukh Tur LLC | Fluoride | tn | 3,081.0 | 1,012,518.0 | tn | 3,081.0 | 3,081.0 |
| 156 | Khureedel LLC | Coal | | | | tn | 29,430.0 | 1,648,734.0 |
| 157 | Khuslemj LLC | Gold | kg | 13.0 | 854,266.0 | kg | 13.0 | 854,266.0 |
| | | Silver | kg | 1.0 | 1,215.0 | kg | 1.0 | 1,215.0 |
| 158 | Kheltrege LLC | Coal | tn | 781.0 | 23,854.0 | tn | 781.0 | 40,150.0 |
| 159 | Tsairtmineral LLC | Zinc | tn | 131,074.0 | 25,797,697.0 | tn | 139,062.0 | 108,609,725.0 |
| 160 | Cement & Lime JSC | Cement | tn | 225,983.0 | 25,811,352.0 | tn | 225,490.0 | 26,806,873.0 |
| | | Lime | tn | 51,041.0 | 3,406,270.0 | tn | 51,664.0 | 3,671,737.0 |
| | | Heating | m3 | 71,969.0 | 2,377,578.0 | m3 | 71,969.0 | 2,481,907.0 |
| | | Clinker | tn | 32,643.0 | 2,970,318.0 | | | |
| | | Limestone | tn | 442,115.0 | 2,319,817.0 | | | |
| 163 | Tsevdeg LLC | Gold | kg | 4.4 | 913,341.0 | kg | 4.4 | 285,392.0 |
| 164 | Tsengeg-Orog LLC | Gold | kg | 19.2 | 1,446,003.0 | kg | 19.2 | 1,446,003.0 |
| | | Silver | kg | 4.6 | 5,830.0 | kg | 4.6 | 5,830.0 |

| No. | Company | Extracted product | Production | | | Sales | | |
|-----|---------------------------------|-------------------|------------|-------------|-----------------|-------|-------------|---------------|
| | | | Unit | Quantity | Amount (KMNT) | Unit | Quantity | Amount (KMNT) |
| 167 | Chinkhua MAK Nariin Sukhait LLC | Coal | tn | 1,306.0 | 99,822,432.0 | tn | 1,306.0 | 99,822,432.0 |
| 168 | Shanlun LLC | Lead | tn | 1,346.0 | 2,971,693.0 | tn | 1,346.0 | 3,909,148.0 |
| | | Zinc | tn | 1,537.0 | 697,923.0 | tn | 1,537.0 | 934,723.0 |
| 170 | Shar Narst LLC | Gold | kg | 43.5 | 3,154,725.9 | kg | 43.5 | 3,154,725.9 |
| | | Silver | kg | 2.6 | 3,085.7 | kg | 2.6 | 3,085.7 |
| 171 | Shariin Gol JSC | Coal | tn | 465.0 | 12,230,750.0 | tn | 478.0 | 13,776,666.0 |
| 173 | Shivee Ovoo JSC | Coal | tn | 1,752,757.0 | 30,707,868.0 | tn | 1,722,849.0 | 27,191,853.0 |
| 174 | Shin Shin LLC | Zinc | tn | - | - | tn | 356.0 | 356,739.0 |
| 183 | MJB LLC | Fluoride | tn | | | tn | 11,007.0 | 2,068,735.0 |
| 186 | MCTT LLC | Fluoride | tn | 10,135.0 | 1,437,523.0 | tn | 1,322.0 | 334,585.0 |
| | | Fluoride | tn | 6,559.0 | | tn | 5,165.0 | 1,862,601.0 |
| 190 | Energy Resource LLC | Coal | tn | 7,096.3 | 181,520.6 | tn | 393,192.0 | 39,590,589.0 |
| | | Coal | tn | 1,501.4 | 44,442.5 | tn | 40,273.0 | 570,923.0 |
| | | Coal | tn | 3,655.1 | 291,852,693.1 | tn | 3,457,248.0 | 505,803,923.0 |
| | | Coal | tn | 1,616.0 | 86,108,668.0 | tn | 1,579,111.0 | 77,626,017.0 |
| 195 | Erdenes Tavan Tolgoi JSC | Coal | tn | 2,504,136.0 | 219,086,858.0 | tn | 2,386,013.0 | 208,760,012.0 |
| | | Copper | tn | 517,783.0 | 1,138,563,682.0 | tn | 520,727.0 | 145,137,956.0 |
| | | Molybdenum | tn | 3,934.0 | 50,041,255.0 | tn | 3,934.0 | 50,691,830.0 |
| | | | m3 | 6,377,019.0 | 3,447,516.0 | m3 | 6,377,019.0 | 3,447,516.0 |
| 196 | Erdenet Mining Corporation LLC | | m3 | 4,800,550.0 | 1,320,420.0 | m3 | 4,800,550.0 | 1,320,420.0 |
| | | | Gcal | 30,458.0 | 917,980.0 | Gcal | 30,458.0 | 917,980.0 |
| | | | m3 | 3,336.0 | 127,883.0 | m3 | 3,336.0 | 127,883.0 |
| | | | m3 | 10,932.0 | 87,539.0 | m3 | 10,866.0 | 87,539.0 |
| | | | m2 | | 546,425.0 | m2 | | 545,595.0 |
| | | | tn | 58.0 | 364,837.0 | | | |
| 197 | Erel Cement LLC | Limestone | tn | 6.0 | 32,250.0 | | | |
| | | Limestone | tn | 10.0 | 233,750.0 | | | |
| | | Limestone | tn | - | 14,695.0 | | | |
| | | Limestone | tn | 53,526.0 | 18,744,570.0 | tn | 54,064.0 | 7,798,963.0 |
| | | | | | | | | |
| 198 | SBF LLC | Gold | kg | 44.0 | - | kg | 37.0 | 2,739,283.0 |
| 199 | ESTO LLC | - | - | - | - | - | - | |
| 200 | Universal Resource LLC | - | - | - | - | - | - | |

Note: Production and Sales were prepared using information received from Mineral Resource Authority production except for Olon Ovoot Gold LLC and Tavan Tolgoi JSC where the data were extracted from their reporting templates.

Annex 4: Breakdown of licences by extractive company

| No. | Company | Type of minerals/products | Licence type | Licence reference | Area (ha) | Granted | Location |
|-----|-------------------------|---------------------------|---------------------|-------------------|-----------|------------|---|
| 1 | Avdar Bayan LLC | Gold | Minerals Extracting | MV-017100 | 28 | 19/09/2002 | Tuv aimag, Zaamar soum |
| 2 | AGM Mining LLC | Gold | Minerals Extracting | MV-014917 | 6,475 | 22/05/2009 | Umnugobi aimag, Gurvan tes soum |
| 3 | Adamas Mining LLC | | Minerals Exploring | XV-003367 | 39,762 | 12/11/2009 | Dornod aimag, Dashbalbar, Gurvanzagal soum |
| | | | Minerals Exploring | XV-005183 | 3,738 | 05/12/2002 | Khentii aimag, Bayankhutag soum |
| | | | Minerals Exploring | XV-005240 | 4,979 | 24/12/2002 | Khentii aimag, Jargaltkhaan, Murun soum |
| | | | Minerals Exploring | XV-017100 | 6,263 | 16/01/2007 | Tuv aimag, Bayanjargalan, Bayan soum |
| 4 | Adil-Och LLC | Fluoride | Minerals Extracting | MV-006399 | 43 | 04/10/2003 | Dundgobi aimag, Ulziit soum |
| 5 | Aduunchuluun JSC | | Coal | MV-001389 | 92 | 29/10/1998 | Dornod aimag, Bayantumen soum |
| | | | Coal | MV-001364 | 74 | 01/10/1998 | Dornod aimag, Bayantumen soum |
| 6 | Asiagold Mongolia LLC | | Minerals Exploring | XV-012423 | 19,624 | 15/03/2002 | Umnugobi aimag, Khanbogd soum |
| | | | Minerals Exploring | XV-014455 | 5,216 | 27/11/2008 | Umnugobi aimag, Khanbogd soum |
| | | | Gold | MV-017014 | 2,922 | 12/03/2012 | Umnugobi aimag, Noyon soum |
| | | | Gold | MV-017043 | 2,665 | 25/05/2012 | Umnugobi aimag, Noyon soum |
| | | | Minerals Exploring | XV-010368 | 4,656 | 30/08/2005 | Gobi-Altai aimag, Tseel soum |
| 7 | Altain Khuder LLC | | Minerals Exploring | XV-013526 | 7,556 | 30/08/2005 | Gobi-Altai aimag, Tseel soum |
| | | | Minerals Extracting | MV-015377 | 124 | 28/12/2009 | Gobi-Altai aimag, Tseel soum |
| | | | Iron | MV-013527 | 7,556 | 11/04/2008 | Gobi-Altai aimag, Tseel soum |
| | | | Gold | MV-000005 | 108 | 06/03/1997 | Tuv aimag, Zaamar soum |
| 8 | Altan Dornod Mongol LLC | | Gold | MV-004411 | 452 | 15/05/2002 | Tuv aimag, Zaamar soum |
| | | | Gold | MV-004412 | 530 | 15/05/2002 | Tuv aimag, Zaamar soum |
| | | | Gold | MV-005028 | 1,252 | 23/10/2002 | Tuv aimag, Zaamar soum |
| | | | Gold | MV-001134 | 125 | 21/04/1998 | Tuv aimag, Zaamar soum |
| | | | Gold | MV-000296 | 488 | 14/10/1995 | Tuv aimag, Zaamar soum |
| | | | Gold | MV-000200 | 22 | 22/07/1996 | Tuv aimag, Zaamar soum |
| | | | Gold | MV-000213 | 34 | 06/01/1997 | Tuv aimag, Zaamar soum |
| | | | Gold | MV-012439 | 149 | 07/05/2007 | Tuv aimag, Zaamar soum |
| | | | Gold | MV-000704 | 387 | 21/07/1997 | Tuv aimag, Zaamar soum |
| | | | Gold | MV-000129 | 104 | 24/07/1996 | Tuv aimag, Zaamar soum |
| | | | Gold | MV-000323 | 37 | 31/07/1995 | Tuv aimag, Zaamar soum |
| | | | Gold | MV-000447 | 9 | 31/07/1995 | Tuv aimag, Zaamar soum |
| | | | Gold | MV-005092 | 37 | 08/11/2002 | Tuv aimag, Zaamar soum |
| | | | Gold | MV-005778 | 64 | 19/05/2003 | Tuv aimag, Zaamar soum |
| | | | Gold | MV-003803 | 116 | 05/11/2001 | Tuv aimag, Zaamar soum |
| | | | Gold | MV-000290 | 66 | 22/07/1996 | Tuv aimag, Zaamar soum Bulgan aimag, Buregkhangai soum |

| No. | Company | Type of minerals/products | Licence type | Licence reference | Area (ha) | Granted | Location |
|-----|---------|---------------------------|---------------------|-------------------|-----------|------------|---|
| | | Gold | Minerals Extracting | MV-005961 | 24 | 20/06/2003 | Tuv aimag, Zaamar soum |
| | | Gold | Minerals Extracting | MV-000181 | 7 | 24/04/1996 | Bulgan aimag, Buregkhangai soum |
| | | Gold | Minerals Extracting | MV-000782 | 24 | 28/10/1997 | Bulgan aimag, Buregkhangai soum |
| | | Gold | Minerals Extracting | MV-013786 | 9 | 09/06/2008 | Bulgan aimag, Buregkhangai soum |
| | | Gold | Minerals Extracting | MV-013787 | 48 | 09/06/2008 | Bulgan aimag, Buregkhangai soum |
| | | Gold | Minerals Extracting | MV-010431 | 41 | 14/09/2005 | Bulgan aimag, Buregkhangai soum |
| | | Gold | Minerals Extracting | MV-004780 | 764 | 26/08/2002 | Arkhangai aimag, Tsenkher soum |
| | | Gold | Minerals Extracting | MV-001410 | 2,672 | 27/11/1998 | Arkhangai aimag, Tsenkher soum |
| | | Gold | Minerals Extracting | MV-012004 | 1,500 | 10/07/2000 | Arkhangai aimag, Tsenkher soum |
| | | Gold | Minerals Extracting | MV-004174 | 539 | 27/02/2002 | Arkhangai aimag, Tsenkher soum |
| | | Gold | Minerals Extracting | MV-004822 | 114 | 02/09/2002 | Arkhangai aimag, Tsenkher soum |
| | | Gold | Minerals Extracting | MV-000127 | 8 | 09/06/1995 | Selenge aimag, Bayangol soum |
| | | Gold | Minerals Extracting | MV-004839 | 55 | 03/09/2002 | Uvurkhangai aimag, Nariinteel soum |
| | | | Minerals Exploring | XV-003839 | 66 | 16/11/2001 | Tuv aimag, Zaamar soum |
| | | | Minerals Exploring | XV-004966 | 107 | 07/09/2002 | Tuv aimag, Zaamar soum |
| | | | Minerals Exploring | XV-003828 | 7,203 | 15/11/2001 | Tuv aimag, Zaamar soum Bulgan aimag, Buregkhangai soum |
| | | | Minerals Exploring | XV-010342 | 6 | 26/08/2005 | Bulgan aimag, Buregkhangai soum |
| | | | Minerals Exploring | XV-009698 | 6,544 | 02/05/2005 | Arkhangai aimag, Tsenkher soum |
| | | | Minerals Exploring | XV-006219 | 331 | 21/08/2003 | Arkhangai aimag, Tsenkher soum |
| | | | Minerals Exploring | XV-008953 | 1,919 | 14/12/2004 | Arkhangai aimag, Tsenkher soum |
| | | | Minerals Exploring | XV-007557 | 10,394 | 24/05/2004 | Khuvsgul aimag, Ulaan-Uul soum |
| | | | Minerals Exploring | XV-007558 | 58,543 | 24/05/2004 | Khuvsgul aimag, Ulaan-Uul soum |
| | | | Minerals Exploring | XV-017138 | 3,790 | 03/07/2007 | Bayankhongor aimag, Baatsagaan, Khureemarl soum |
| | | | Minerals Exploring | XV-017141 | 5,060 | 26/06/2007 | Bayankhongor aimag, Baatsagaan, Khureemarl soum |
| | | | Minerals Exploring | XV-017140 | 3,669 | 27/06/2007 | Bayankhongor aimag, Baatsagaan, Khureemarl soum |
| | | | Minerals Exploring | XV-017135 | 609 | 26/06/2007 | Bayankhongor aimag, Baatsagaan, Khureemarl soum |
| | | | Minerals Exploring | XV-017142 | 3,581 | 03/07/2007 | Bayankhongor aimag, Baatsagaan, Khureemarl soum |
| | | | Minerals Exploring | XV-017138 | 2,753 | 03/07/2007 | Bayankhongor aimag, Baatsagaan, Khureemarl soum |
| | | | Minerals Exploring | XV-017139 | 4,187 | 03/08/2007 | Bayankhongor aimag, Baatsagaan, Khureemarl soum |
| | | | Minerals Exploring | XV-006922 | 3,886 | 09/02/2004 | Uvurkhangai aimag, Nariinteel soum |
| | | | Minerals Exploring | XV-011447 | 1,953 | 24/02/2006 | Dornod aimag, Dashbalbar soum |
| | | | Minerals Exploring | XV-011448 | 743 | 24/02/2006 | Dornod aimag, Dashbalbar soum |
| | | | Minerals Exploring | XV-011938 | 3,547 | 25/08/2006 | Khovd aimag, Darvi, Chandmani soum |
| | | | Minerals Exploring | XV-011939 | 654 | 25/08/2006 | Khovd aimag, Darvi, Chandmani soum |
| | | | Minerals Exploring | XV-012050 | 1,308 | 25/09/2006 | Khovd aimag, Darvi, Chandmani soum |
| | | | Minerals Exploring | XV-012051 | 3,164 | 25/09/2006 | Khovd aimag, Darvi, Chandmani soum |

| No. | Company | Type of minerals/products | Licence type | Licence reference | Area (ha) | Granted | Location |
|-----|-----------------------------|---------------------------|---------------------|-------------------|---|------------|---|
| 9 | Altanrio Mongolia LLC | | Minerals Exploring | XV-014689 | 13,757 | 24/04/2009 | Khovd aimag, Zereg, Chandmani soum |
| | | | Minerals Exploring | XV-014695 | 40,885 | 24/04/2009 | Khovd aimag, Darvi, Zereg soum |
| | | | Minerals Exploring | XV-014857 | 27,134 | 17/04/2009 | Khovd aimag, Chandmani soum |
| | | | Minerals Exploring | XV-014705 | 22,929 | 24/04/2006 | Khovd aimag, Chandmani soum |
| | | | Minerals Exploring | XV-012321 | 6,219 | 10/01/2007 | Khentii aimag, Dadal soum |
| | | | Minerals Exploring | XV-013040 | 6,172 | 11/12/2007 | Khentii aimag, Dadal soum |
| | | | Minerals Exploring | XV-014330 | 1,320 | 22/10/2008 | Khentii aimag, Dadal soum |
| 10 | And Survey LLC | Gravel | Minerals Extracting | MV-016906 | 255 | 25/08/2011 | Tuv aimag, Sergelen soum |
| 11 | Andiin Ilch LLC | Coal | Minerals Extracting | MV-012307 | 36 | 02/01/2007 | Sukhbaatar aimag, Erdenetsagaan soum |
| 12 | Anian Resources LLC | Molybdenum, Copper | Minerals Extracting | MV-016836 | 6,041 | 26/05/2011 | Bayankhongor aimag, Shinejinst soum |
| | | Molybdenum, Copper | Minerals Extracting | MV-017082 | 358 | 20/07/2012 | Bayankhongor aimag, Shinejinst soum |
| 13 | Ankhai-International LLC | Iron | Minerals Extracting | MV-009515 | 211 | 30/03/2005 | Tuv aimag, Bayanjargalan soum |
| 14 | AUM LLC | Gold, Copper | Minerals Extracting | MV-000362 | 730 | 09/06/1995 | Uvurkhangai aimag, Uyanga soum |
| 15 | Baganuur JSC | Coal | Minerals Extracting | MV-001371 | 1,445 | 09/10/1998 | Tuv aimag, Bayandelger soum Ulaanbaatar city, Baganuur discrit |
| 16 | Badmaarag Khash LLC | Coal | Minerals Extracting | MV-016679 | 755 | 08/10/2010 | Sukhbaatar aimag, Erdenetsagaan soum |
| | | | Minerals Exploring | XV-013220 | 21,297 | 31/01/2008 | Sukhbaatar aimag, Erdenetsagaan soum |
| 17 | Batu Mining Mongolia LLC | | Minerals Exploring | XV-014322 | 255 | 20/10/2008 | Khentii aimag, Umnudelger soum |
| | | | Minerals Exploring | XV-008513 | 15,819 | 04/10/2004 | Sukhbaatar aimag, Erdenetsagaan soum |
| | | | Minerals Exploring | XV-008514 | 12,419 | 04/10/2004 | Sukhbaatar aimag, Erdenetsagaan soum |
| | | | Minerals Exploring | XV-008517 | 7,425 | 04/10/2004 | Sukhbaatar aimag, Erdenetsagaan soum |
| | | | Minerals Exploring | XV-008030 | 5,671 | 03/08/2004 | Khentii aimag, Tsenkhermandal soum |
| | | | Minerals Exploring | XV-008033 | 11,158 | 03/08/2004 | Khentii aimag, Umnudelger soum |
| | | | Minerals Exploring | XV-008036 | 6,149 | 03/08/2004 | Khentii aimag, Umnudelger soum |
| | | | Minerals Exploring | XV-008037 | 17,385 | 03/08/2004 | Khentii aimag, Umnudelger, Batshireet soum |
| | | | Minerals Exploring | XV-008038 | 18,825 | 03/08/2004 | Khentii aimag, Batshireet soum |
| | | | Minerals Exploring | XV-008039 | 10,152 | 03/08/2004 | Khentii aimag, Binder soum |
| | Minerals Exploring | XV-013924 | 22,262 | 28/06/2005 | Dornod aimag, Bayantumen, Choibalsan soum | | |
| 18 | Bayalag Ord LLC | Coal | Minerals Extracting | MV-000222 | 72 | 28/10/1996 | Bayankhongor aimag, Galuut soum |
| 19 | Bayan-Erch LLC | | | | | | |
| 20 | Bayan Airag Exploration LLC | Gold | Minerals Extracting | MV-013409 | 6,100 | 24/03/2008 | Zavkhan aimag, Durvuljin soum |
| 21 | Bayantegsh Impex LLC | Fluoride | Minerals Extracting | MV-003389 | 33 | 12/06/2001 | Khentii aimag, Darkhan soum |
| | | Fluoride | Minerals Extracting | MV-006454 | 25 | 22/10/2003 | Khentii aimag, Darkhan soum |
| | | Fluoride | Minerals Extracting | MV-008656 | 50 | 01/11/2004 | Khentii aimag, Darkhan soum |
| | | Fluoride | Minerals Extracting | MV-012203 | 29 | 13/11/2006 | Khentii aimag, Darkhan soum |
| | | Fluoride | Minerals Extracting | MV-016879 | 35 | 09/07/2011 | Khentii aimag, Bor-undur soum |

| No. | Company | Type of minerals/products | Licence type | Licence reference | Area (ha) | Granted | Location |
|-----|-------------------------|---------------------------|---------------------|-------------------|---------------------------------------|------------|--|
| 22 | Bayanteeg JSC | Coal | Minerals Extracting | MV-000367 | 582 | 27/01/1996 | Uvurkhangai aimag, Nariinteel soum |
| 23 | BDBL LLC | | Minerals Exploring | XV-009116 | 883 | 10/01/2005 | Uvurkhangai aimag, Khaikhandulaan soum |
| | | | Minerals Exploring | XV-010566 | 25,782 | 03/10/2005 | Umnugobi aimag, Gurvantes soum |
| | | | Minerals Exploring | XV-012000 | 7,364 | 12/09/2006 | Umnugobi aimag, Gurvantes soum |
| | | | Minerals Exploring | XV-012789 | 2,254 | 09/10/2007 | Umnugobi aimag, Nomgon soum |
| | | | Minerals Exploring | XV-013879 | 2,219 | 16/07/2008 | Uvurkhangai aimag, Nariinteel soum |
| | | | Minerals Exploring | XV-013880 | 14,460 | 16/07/2008 | Uvurkhangai aimag, Nariinteel, Khaikhandulaan soum |
| | | | Minerals Exploring | XV-013581 | 541 | 21/04/2008 | Uvurkhangai aimag, Nariinteel soum |
| | Minerals Exploring | XV-013600 | 8,992 | 23/04/2008 | Umnugobi aimag, Noyon, Gurvantes soum | | |
| 24 | BCMM LLC | Gravel | Minerals Extracting | MV-017195 | 40 | 24/10/2012 | Ulaanbaatar city, Khan-Uul discrit |
| 25 | BHM LLC | Molybdenum, Copper | Minerals Extracting | MV-015331 | 558 | 04/12/2009 | Dornod aimag, Chuluunkhoroot soum |
| | | Molybdenum, Copper | Minerals Extracting | MV-015635 | 1,860 | 11/08/2010 | Dornod aimag, Dashbalbar soum |
| 26 | Bilguuntrade LLC | Gravel | Minerals Extracting | MV-012048 | 31 | 22/09/2006 | Selenge aimag, Saikhan soum Darkhan-Uul aimag, Darkhan soum |
| | | | Minerals Exploring | XV-010940 | 280 | 25/02/2007 | Selenge aimag, Saikhan soum Darkhan-Uul aimag, Darkhan soum |
| | | | Minerals Exploring | XV-008350 | 51 | 10/09/2004 | Ulaanbaatar city, Khan-Uul discrit |
| 27 | Blake Mount Mining LLC | | Minerals Exploring | XV-004439 | 1,791 | 21/05/2002 | Sukhbaatar aimag, Munkhkhaan soum Khentii aimag, Bayankhutag soum |
| | | | Minerals Exploring | XV-004615 | 14,273 | 04/07/2002 | Uvs aimag, Ulgii soum Khovd aimag, Myangad soum |
| | | | Minerals Exploring | XV-004629 | 24,333 | 04/07/2002 | Bayankhongor aimag, Bayangobi, Shinjinst soum |
| 28 | Bold Tumor Eruu Gol LLC | Gravel | Minerals Extracting | MV-008888 | 1,406 | 09/12/2004 | Selenge aimag, Eruu soum |
| | | | Minerals Exploring | XV-012602 | 49 | 01/08/2007 | Darkhan-Uul aimag, Khongor soum |
| | | | Minerals Exploring | XV-013814 | 761 | 17/06/2008 | Selenge aimag, Eruu soum |
| | | | Minerals Exploring | XV-014453 | 106 | 27/11/2008 | Selenge aimag, Shaamar soum |
| 29 | Boroo Gold LLC | Gold | Minerals Extracting | MV-000198 | 1,398 | 21/06/1997 | Selenge aimag, Bayangol soum |
| | | Gold | Minerals Extracting | MV-000238 | 41 | 26/07/1995 | Selenge aimag, Bayangol soum |
| | | Gold | Minerals Extracting | MV-001970 | 642 | 06/12/1999 | Selenge aimag, Bayangol soum |
| | | Gold | Minerals Extracting | MV-001960 | 588 | 28/11/1999 | Selenge aimag, Mandal soum |
| | | Gold | Minerals Extracting | MV-011761 | 79 | 12/05/2006 | Selenge aimag, Mandal soum |
| | | Gold | Minerals Extracting | MV-012039 | 910 | 19/09/2006 | Selenge aimag, Mandal soum |
| | | Gold | Minerals Extracting | MV-015285 | 2,788 | 20/11/2009 | Selenge aimag, Mandal soum Tuv aimag, Bornuur soum |
| 30 | Bridge Construction LLC | Gravel | Minerals Extracting | MV-010457 | 32 | 19/09/2005 | Ulaanbaatar city, Baganuur discrit |
| | | Gravel | Minerals Extracting | MV-011893 | 104 | 18/08/2006 | Tuv aimag, Altanbulag soum |
| 31 | Broad LLC | Coal | Minerals Extracting | MV-014840 | 37,355 | 21/08/2006 | Umnugobi aimag, Tsogttsetsii soum |
| 32 | Bud Undram LLC | Gold | Minerals Extracting | MV-016711 | 98 | 09/06/1995 | Uvurkhangai aimag, Uyanga soum |

| No. | Company | Type of minerals/products | Licence type | Licence reference | Area (ha) | Granted | Location |
|----------|----------------------|---------------------------|---------------------|-------------------|---------------------|------------|---|
| 33 | Bulgan Gangat LLC | Gold | Minerals Extracting | MV-009305 | 105 | 17/02/2005 | Tuv aimag, Zaamar soum |
| 34 | Bumbat Resources LLC | | Minerals Exploring | XV-014782 | 26 | 05/03/2009 | Gobi-Altai aimag, Chandmani soum |
| 35 | Bumbat LLC | | Minerals Exploring | XV-008757 | 1,583 | 15/11/2004 | Tuv aimag, Zaamar soum |
| | | | Minerals Exploring | XV-017149 | 24 | 15/11/2004 | Tuv aimag, Zaamar soum |
| | | | Minerals Exploring | XV-017150 | 1,445 | 15/11/2004 | Tuv aimag, Zaamar soum |
| | | | Minerals Exploring | XV-017151 | 1,590 | 15/11/2004 | Tuv aimag, Zaamar soum |
| | | | Minerals Exploring | XV-017152 | 690 | 15/11/2004 | Tuv aimag, Zaamar soum |
| | | | Minerals Exploring | XV-017153 | 612 | 15/11/2004 | Tuv aimag, Zaamar soum |
| | | | Minerals Exploring | XV-017154 | 1,535 | 15/11/2004 | Tuv aimag, Zaamar soum |
| | | Gold | Minerals Extracting | MV-017156 | 46 | 06/07/2004 | Tuv aimag, Zaamar soum |
| | | Gold | Minerals Extracting | MV-017157 | 39 | 06/07/2004 | Tuv aimag, Zaamar soum |
| | | Gold | Minerals Extracting | MV-017158 | 25 | 11/11/2003 | Tuv aimag, Zaamar soum |
| | | Gold | Minerals Extracting | MV-017159 | 24 | 11/11/2003 | Tuv aimag, Zaamar soum |
| | | Gold | Minerals Extracting | MV-017160 | 25 | 14/11/1997 | Tuv aimag, Zaamar soum |
| | | Gold | Minerals Extracting | MV-017147 | 166 | 30/07/1999 | Tuv aimag, Zaamar soum |
| | | 36 | Berkh-Uul LLC | Gold | Minerals Extracting | MV-000167 | 218 |
| Gold | Minerals Extracting | | | MV-001913 | 115 | 29/10/1999 | Khentii aimag, Norovlin soum |
| Gold | Minerals Extracting | | | MV-010194 | 143 | 26/07/2005 | Khentii aimag, Batnorov soum |
| Fluoride | Minerals Extracting | | | MV-000166 | 57 | 24/11/1995 | Khentii aimag, Batnorov soum |
| Fluoride | Minerals Extracting | | | MV-010965 | 39 | 16/12/2005 | Khentii aimag, Kherlen soum |
| Coal | Minerals Extracting | | | MV-004590 | 44 | 01/07/2002 | Khentii aimag, Murun soum |
| 37 | Berkh Resources LLC | | | | Minerals Exploring | XV-011586 | 8,829 |
| | | | Minerals Exploring | XV-011587 | 1,678 | 30/03/2006 | Dornogobi aimag, Delgerekh, Altanshiree soum |
| | | | Minerals Exploring | XV-011612 | 677 | 31/03/2006 | Dornogobi aimag, Ikh khet soum |
| | | | Minerals Exploring | XV-011756 | 27,708 | 12/05/2006 | Bulgan aimag, Gurvanbulag soum Arkhangai aimag, Khashaat, Ugii nuur soum |
| | | | Minerals Exploring | XV-012514 | 16,061 | 26/06/2007 | Selenge aimag, Eruu soum |
| | | | Minerals Exploring | XV-012532 | 10,551 | 05/07/2007 | Sukhbaatar aimag, Munkhkhaan soum |
| | | | Minerals Exploring | XV-015048 | 2,082 | 05/08/2009 | Khentii aimag, Batshireet soum |
| | | | Minerals Exploring | XV-012053 | 3,683 | 25/09/2006 | Uvs aimag, Turgen soum |
| | | | Minerals Exploring | XV-012055 | 2,749 | 25/09/2006 | Uvs aimag, Naranbulag soum |
| | | | Minerals Exploring | XV-010653 | 112 | 18/10/2005 | Selenge aimag, Eruu soum |
| | | | Minerals Exploring | XV-012135 | 14,064 | 24/10/2006 | Uvs aimag, Ulgii soum |
| | | | Minerals Exploring | XV-012247 | 34,472 | 27/11/2006 | Khovd aimag, Bulgan soum |
| | | | Minerals Exploring | XV-012248 | 31,260 | 27/11/2006 | Bayan-Ulgii aimag, Ulaankhus soum |
| 38 | Beren Group LLC | | Minerals Exploring | XV-012129 | 771 | 24/10/2006 | Bulgan aimag, Gurvanbulag soum |
| 39 | Beren Mining LLC | Iron | Minerals Extracting | MV-009772 | 408 | 12/05/2005 | Arkhangai aimag, Tuvshruulekh soum |
| 40 | Vantage LLC | Gold | Minerals Extracting | MV-017129 | 8,800 | 12/09/2012 | Dornogobi aimag, Saikhandulaan soum |
| 41 | Voyager Gold LLC | | Minerals Exploring | XV-009348 | 10,598 | 23/02/2005 | Umnugovi aimag Noyn, Bayndalai soum |

| No. | Company | Type of minerals/products | Licence type | Licence reference | Area (ha) | Granted | Location | |
|-----|--------------------------|---------------------------|---------------------|---------------------|------------|-----------------------------------|---|---------------------------------------|
| 42 | Galaxy Mining Mongolia | | Minerals Exploring | XV-008525 | 110,944 | 05/10/2004 | Dornogovi aimag Khatanbulag soum | |
| 43 | Gan Ilch LLC | Coal | Minerals Extracting | MV-012401 | 65 | 12/04/2007 | Dundgovi aimag Baynjargalan soum | |
| 44 | Gachuurt | Sand/Mud | Minerals Extracting | MV-015608 | 206 | 25/06/2010 | Ulaanbaatar city Khan-Uul District Gishuunii am | |
| 45 | GBNB LLC | Gold | Minerals Extracting | MV-008998 | 259 | 21/12/2004 | Bulgan aimag Buregkhangaï soum | |
| 46 | Geosan | | Minerals Exploring | XV-012416 | 5,899 | 18/04/2007 | Bayn-Ulgii aimag Altantsugts soum | |
| 47 | Gobi Coal and Energy | Coal | Minerals Extracting | MV-000905 | 25 | 30/12/1997 | Govi-Altai aimag Chandmani soum | |
| | | | Minerals Exploring | XV-008040 | 32,619 | 03/08/2004 | Baynkhongor aimag Bayngovi, Shinejinst soum | |
| | | | Minerals Exploring | XV-008273 | 189 | 31/08/2004 | Govi-Altai aimag Chandmani soum | |
| | | | Minerals Exploring | XV-009538 | 13,604 | 31/03/2005 | Dundgovi aimag Erdenedalai soum | |
| | | | Minerals Exploring | XV-009761 | 633 | 06/05/2005 | Govi-Altai aimag Chandmani soum | |
| | | | Minerals Exploring | XV-010275 | 3,248 | 11/08/2005 | Govi-Altai aimag Delger soum | |
| | | | Minerals Exploring | XV-011106 | 5,228 | 12/01/2006 | Govi-Altai aimag Tsogt,Biger soum | |
| | | | Minerals Exploring | XV-011340 | 9,668 | 13/02/2006 | Baynkhongor aimag Baynundur, Shinejinst soum | |
| | | | Minerals Exploring | XV-011342 | 22,753 | 13/02/2006 | Baynkhongor aimag Bayngovi, Shinejinst soum | |
| | | | Minerals Exploring | XV-011441 | 9,149 | 24/02/2006 | Gobi-Altai aimag, Esunbulag soum | |
| | | | Minerals Exploring | XV-011840 | 33,941 | 22/06/2006 | Govi-Altai aimag Biger Chandmani soum | |
| | | | Coal | Minerals Extracting | MV-011965 | 257 | 29/08/2006 | Govi-Altai aimag Chandmani soum |
| | | | Coal | Minerals Extracting | MV-012728 | 490 | 21/09/2007 | Baynkhongor aimag Shinejinst soum |
| | | | | Minerals Exploring | XV-013845 | 7,116 | 27/06/2008 | Govi-Altai aimag Biger Chandmani soum |
| | | | Coal | Minerals Extracting | MV-014217 | 202 | 29/08/2006 | Govi-Altai aimag Chandmani soum |
| | | | | Minerals Exploring | XV-015546 | 102 | 02/04/2010 | Baynkhongor aimag Shinejinst soum |
| | | | | Minerals Exploring | XV-016744 | 151 | 13/02/2006 | Baynkhongor aimag Shinejinst soum |
| | | | | Minerals Exploring | XV-016749 | 90 | 03/06/2008 | Baynkhongor aimag Shinejinst soum |
| | | | Coal | Minerals Extracting | MV-017057 | 5,093 | 04/06/2012 | Baynkhongor aimag Shinejinst soum |
| | | | | Minerals Exploring | XV-017058 | 1,818 | 13/02/2006 | Baynkhongor aimag Shinejinst soum |
| | Coal | Minerals Extracting | MV-017060 | 123 | 04/06/2012 | Baynkhongor aimag Shinejinst soum | | |
| | Coal | Minerals Extracting | MV-017061 | 395 | 04/06/2012 | Baynkhongor aimag Shinejinst soum | | |
| | Coal | Minerals Extracting | MV-17062 | 67 | 06/06/2012 | Baynkhongor aimag Shinejinst soum | | |
| 48 | Gobi-exploration. LLC | | Minerals Exploring | XV-008610 | 4,418 | 20/10/2004 | Selenge aimag Khuder soum | |
| | | | Minerals Exploring | XV-010783 | 5,236 | 10/11/2005 | Sukhbaatar aimag Khalzan soum | |
| | | | Minerals Exploring | XV-010844 | 635 | 24/11/2005 | Khuvsgul aimag Tsagaan-Uul soum | |
| | | | Minerals Exploring | XV-011406 | 114 | 21/02/2006 | Selenge aimag Bayngol soum | |
| | | | Minerals Exploring | XV-011457 | 47 | 03/03/2006 | Govi-Altai aimag Jargalant soum | |
| | | | Minerals Exploring | XV-012931 | 3,670 | 13/11/2007 | Sukhbaatar aimag Asgat soum | |
| 49 | Gobi energy partners LLC | Oil | Oil & Gas Exploring | | 6,930 | 21/04/2009 | Dornogobi aimag | |
| | | Oil | Oil & Gas Exploring | | 4,657 | 21/04/2009 | Dornogobi aimag | |
| 50 | Golden cross LLC | | Minerals Exploring | XV-013848 | 14,241 | 27/06/2008 | Uvs aimag Davst soum | |
| | | | Minerals Exploring | XV-013849 | 4,255 | 27/06/2008 | Uvs aimag Davst soum | |

| No. | Company | Type of minerals/products | Licence type | Licence reference | Area (ha) | Granted | Location |
|-----|----------------------------|---------------------------|---------------------|-------------------|-----------|------------|-----------------------------------|
| | | | Minerals Exploring | XV-014404 | 97,521 | 06/11/2008 | Uvs aimag Davst soum |
| 51 | Golden sea petroleum LLC | | Minerals Exploring | XV-014692 | 44,067 | 24/04/2009 | Uvurkhangai aimag Bogd soum |
| | | | Minerals Exploring | XV-014691 | 1,323 | 24/04/2009 | Tuv aimag Jargalant soum |
| 52 | Grand Montana Mining LLC | | Minerals Exploring | XV-009503 | 806 | 25/03/2005 | Khovd aimag Uynch soum |
| | | | Minerals Exploring | XV-013453 | 4,239 | 31/03/2008 | Sukhbaatar aimag Sukhbaatar soum |
| 53 | Gurvan tukhum LLC | Gold | Minerals Extracting | MV-000231 | 156 | 12/06/1997 | Tuv aimag Sergelen soum |
| | | Gold | Minerals Extracting | MV-006606 | 216 | 01/12/2003 | Tuv aimag Sergelen soum |
| 54 | Darkhan Bor Khujir LLC | Fluoride | Minerals Extracting | MV-014272 | 164 | 08/10/2008 | Khentii aimag Darkhan soum |
| | | Iron | Minerals Extracting | MV-013851 | 39 | 27/06/2008 | Selenge aimag Eruu soum |
| 55 | Darkhan Metallurgy factory | Iron | Minerals Extracting | MV-010738 | 424 | 28/10/2005 | Darkhan-Uul aimag Khongor soum |
| | | Iron | Minerals Extracting | MV-013319 | 1,200 | 28/02/2008 | Selenge aimag Khuder soum |
| 56 | Darkhan shar burd LLC | Sand/Mud | Minerals Extracting | MV-012549 | 50 | 17/07/2007 | Selenge aimag Saikhan soum |
| | | Gold | Minerals Extracting | MV-015596 | 254 | 21/06/2010 | Khentii aimag Norovlin soum |
| 57 | Datsan trade LLC | Gold | Minerals Extracting | MV-015599 | 105 | 21/06/2010 | Khentii aimag Norovlin soum |
| | | Gold | Minerals Extracting | MV-011860 | 74 | 14/07/2006 | Uvs aimag Tarialant soum |
| | | | Minerals Exploring | XV-008854 | 2,835 | 08/12/2004 | Khentii aimag Norovlin soum |
| 58 | Dongsheng petroleum LLC | | Minerals Exploring | XV-017240 | 7,287 | 28/12/2002 | Umnugovi aimag Khurmen soum |
| 59 | Duchin Delgerekh LLC | Coal | Minerals Extracting | MV-017239 | 146 | 24/12/2012 | Umnugovi aimag Khurmen soum |
| | | | Minerals Exploring | XV-005258 | 61,240 | 28/12/2002 | Umnugovi aimag Khurmen soum |
| | | Lead | Minerals Extracting | MV-009852 | 53 | 20/05/2005 | Umnugovi aimag Nomgon soum |
| 60 | Dun Yuan LLC | Lead | Minerals Extracting | MV-015032 | 542 | 28/07/2009 | Umnugovi aimag Nomgon soum |
| | | Lead | Minerals Extracting | MV-015033 | 425 | 28/07/2009 | Umnugovi aimag Nomgon soum |
| | | Gold | Minerals Extracting | MV-005639 | 398 | 17/04/2003 | Dornod aimag Bayndun soum |
| 61 | Dun-Erdene LLC | Gold | Minerals Extracting | MV-007511 | 64 | 17/05/2004 | Dornod aimag Bayndun soum |
| | | Gold | Minerals Extracting | MV-016715 | 53 | 02/07/2004 | Dornod aimag Bayndun soum |
| | | | Minerals Exploring | XV-013057 | 42 | 19/12/2007 | Dornod aimag Bayndun soum |
| 62 | DUN LI LLC | Coal | Minerals Extracting | MV-014715 | 17 | 02/02/2006 | Dornod aimag Baynjargalan soum |
| 63 | Jado Zambala LLC | | Minerals Exploring | XV-016714 | 131,246 | 06/05/2008 | Umnugovi aimag Manlai soum |
| 64 | Jinghua ord LLC | Iron | Minerals Extracting | MV-006701 | 59 | 24/12/2003 | Khentii aimag |
| 65 | Jotoin bajuuna LLC | Gold | Minerals Extracting | MV-006612 | | 02/12/2003 | Tuv aimag Zaamar soum |
| | | Gold | Minerals Extracting | MV-015586 | | 28/05/2010 | Tuv aimag Zaamar soum |
| | | | Minerals Exploring | XV-012504 | 931 | 14/06/2007 | Dundgovi aimag Govi-Ugtaal soum |
| | | | Minerals Exploring | XV-015055 | 9,156 | 09/08/2002 | Dornod aimag Choibalsan |
| 66 | Jun Yan LLC | | Minerals Exploring | XV-017226 | 3,534 | 09/08/2002 | Dornod aimag Choibalsan |
| | | | Minerals Exploring | XV-012596 | 2,760 | 01/08/2007 | Zavkhan aimag Erdenekhairhan soum |
| | | | Minerals Exploring | XV-008726 | 223 | 18/06/2004 | Darkhan-Uul aimag Khongor soum |

| No. | Company | Type of minerals/products | Licence type | Licence reference | Area (ha) | Granted | Location |
|-----|----------------------------|---------------------------|---------------------|-------------------|-----------|------------|-------------------------------------|
| | | | Minerals Exploring | XV-010354 | 2,115 | 30/08/2005 | Zavkhan aimag Shiluuuste |
| | | | Minerals Exploring | XV-010867 | 3,528 | 30/11/2005 | Zavkhan aimag Shiluuuste |
| | | | Minerals Exploring | XV-010869 | 940 | 30/11/2005 | Zavkhan aimag Shiluuuste |
| | | | Minerals Exploring | XV-013404 | 31,665 | 21/03/2008 | Zavkhan aimag Telmen soum |
| | | | Minerals Exploring | XV-015153 | 6,757 | 17/09/2002 | Bayn-Ulgii aimag Nogoonuur |
| 67 | Zanadu copper Mongolia LLC | | Minerals Exploring | XV-013670 | 48,962 | 13/05/2008 | Bulgan aimag Bugat soum |
| 68 | Zaraya Holdings LLC | | Minerals Exploring | XV-007856 | 105,688 | 02/07/2004 | Dornogovi aimag Ulaanbadrah soum |
| | | | Minerals Exploring | XV-014591 | 24,882 | 19/01/2005 | Dornogovi aimag Khuvsgul |
| 69 | Zu U E LLC | Iron | Minerals Extracting | MV-010085 | 61 | 29/06/2005 | Khentii aimag Darkhan soum |
| 70 | Zon Hen Yun Tian LLC | Oil | Oil & Gas Exploring | | 976,919 | 27/04/2009 | Umnugovi aimag Khanbogd soum |
| 71 | Zuun Naiman Suvarga LLC | Salt | Minerals Extracting | MV-010061 | 29 | 27/06/2005 | Uvs aimag Davst soum |
| 72 | Ing Hu LLC | Composite metal | Minerals Extracting | MV-017192 | 4,509 | 19/10/2012 | Dornod aimag Choibalsan soum |
| 73 | Ikh Gobi Energy | | Minerals Exploring | XV-014922 | 1,969 | 16/12/2005 | Dornogovi aimag Mandakh soum |
| | | | Minerals Exploring | XV-014923 | 8,302 | 16/12/2005 | Dornogovi aimag Mandakh soum |
| | | Coal | Minerals Extracting | MV-017196 | 502 | 26/10/2012 | Dornogovi aimag Mandakh soum |
| 74 | Ikh Toikhoirol LLC | Gold | Minerals Extracting | MV-007712 | 2,534 | 23/01/2007 | Bulgan aimag Buregkhantai soum |
| | | Gold | Minerals Extracting | MV-007713 | 605 | 24/01/2007 | Bulgan aimag Buregkhantai soum |
| | | Gold | Minerals Extracting | MV-004121 | 33 | 01/02/2002 | Tuw aimag Zaamar |
| 75 | Casiop Contact LLC | Iron | Minerals Exploring | XV-014057 | 5,594 | 25/08/2008 | Khentii aimag |
| | | | Minerals Extracting | MV-014135 | 64 | | |
| | | | Minerals Exploring | XV-013732 | 987 | 22/05/2008 | Bayn-Ulgii aimag Nogoonuur |
| 76 | Catcorp Mongolia LLC | | Minerals Exploring | XV-004817 | 38,450 | 30/08/2002 | Dornogovi aimag Ulaanbadrakh soum |
| | | | Minerals Exploring | XV-010860 | 2,960 | 30/11/2005 | Dornogovi aimag Ulaanbadrakh soum |
| | | | Minerals Exploring | XV-012147 | 4,279 | 25/10/2006 | Dornogovi aimag Ulaanbadrakh soum |
| | | | Minerals Exploring | XV-012146 | 22,095 | 25/10/2006 | Dornogovi aimag Ulaanbadrakh soum |
| | | | Minerals Exploring | XV-012295 | 8,428 | 20/12/2006 | Dornogovi aimag Ulaanbadrakh soum |
| | | | Minerals Exploring | XV-013546 | 15,946 | 15/04/2008 | Dornogovi aimag Ulaanbadrakh soum |
| | | | Minerals Exploring | XV-011921 | 36,528 | 18/08/2006 | Dornogovi aimag Ulaanbadrakh soum |
| | | | Minerals Exploring | XV-011946 | 79,011 | 29/08/2006 | Dornogovi aimag Ulaanbadrakh soum |
| 77 | Kojigovi LLC | | Minerals Exploring | XV-012080 | 9,628 | 09/10/2006 | Dornogovi aimag Ulaanbadrakh soum |
| | | | Minerals Exploring | XV-012251 | 136,137 | 27/11/2006 | Dornogovi aimag Ulaanbadrakh soum |
| | | | Minerals Exploring | XV-013871 | 20,643 | 09/06/2008 | Sukhbaatar aimag Erdenetsagaan soum |
| | | | Minerals Exploring | XV-013870 | 11,594 | 10/06/2008 | Sukhbaatar aimag Dariganga soum |
| | | | Minerals Exploring | XV-013908 | 38,381 | 22/06/2008 | Sukhbaatar aimag Ongon soum |
| | | | Minerals Exploring | XV-013907 | 43,884 | 22/06/2008 | Sukhbaatar aimag Dariganga soum |
| | | | Minerals Exploring | XV-013910 | 6,519 | 22/06/2008 | Sukhbaatar aimag Bayndelger soum |
| | | | Minerals Exploring | XV-013912 | 66,930 | 22/06/2008 | Sukhbaatar aimag Erdenetsagaan soum |

| No. | Company | Type of minerals/products | Licence type | Licence reference | Area (ha) | Granted | Location |
|-----|------------------------|---------------------------|---------------------|-------------------|-----------|------------|-------------------------------------|
| | | | Minerals Exploring | XV-013911 | 25,726 | 22/06/2008 | Sukhbaatar aimag Ongon soum |
| | | | Minerals Exploring | XV-014017 | 90,247 | 18/08/2008 | Sukhbaatar aimag Dariganga soum |
| | | | Minerals Exploring | XV-014131 | 48,754 | 09/09/2008 | Sukhbaatar aimag Bayandelger soum |
| | | | Minerals Exploring | XV-014191 | 1,362 | 23/09/2008 | Dornogovi aimag Ulaanbadrakh soum |
| | | | Minerals Exploring | XV-014190 | 2,006 | 23/09/2008 | Dornogovi aimag Ulaanbadrakh soum |
| | | | Minerals Exploring | XV-014429 | 48,976 | 19/11/2008 | Sukhbaatar aimag Ongon soum |
| | | | Minerals Exploring | XV-014478 | 14,376 | 01/12/2008 | Sukhbaatar aimag Erdenetsagaan soum |
| | | | Minerals Exploring | XV-014722 | 57,385 | 09/02/2009 | Sukhbaatar aimag Erdenetsagaan soum |
| | | | Minerals Exploring | XV-015174 | 1,331 | 09/02/2009 | Sukhbaatar aimag Erdenetsagaan soum |
| | | | Minerals Exploring | XV-014721 | 93,347 | 09/02/2009 | Sukhbaatar aimag Erdenetsagaan soum |
| | | | Minerals Exploring | XV-014853 | 40,805 | 16/04/2009 | Sukhbaatar aimag Asgat soum |
| | | | Minerals Exploring | XV-014744 | 7,137 | 23/02/2009 | Sukhbaatar aimag Erdenetsagaan soum |
| 78 | KVP LLC | Gold | Minerals Extracting | MV-014686 | 46 | 01/10/2002 | Darkhan-Uul aimag Shariin gol |
| | | Gold | Minerals Exploring | XV-014318 | 15,842 | 17/10/2008 | Uvs aimag |
| 79 | Lutchuluu LLC | Iron | Minerals Extracting | MV-010207 | 109 | 26/07/2005 | Khentii aimag Darkhan soum |
| | | Iron | Minerals Extracting | MV-010206 | 84 | 26/07/2005 | Khentii aimag Darkhan soum |
| 80 | Magnai Trade LLC | Oil | Minerals Exploring | | | | |
| 81 | Max Impex LLC | | Minerals Exploring | XV-003798 | 615 | 02/11/2001 | Umnugovi aimag, Mandal ovoo soum |
| | | | Minerals Exploring | XV-003816 | 1,312 | 13/11/2001 | Umnugovi aimag, Mandal ovoo soum |
| 82 | Mandal-Altai Group LLC | Coal | Minerals Extracting | MV-017121 | 54 | 06/09/2012 | Govi-Altai aimag, Delger soum |
| | | Coal | Minerals Extracting | MV-006387 | 26 | 04/10/2003 | Govi-Altai aimag, Tugrug soum |
| 83 | MARCO POLO LLC | Gold | Minerals Extracting | MV-015636 | 291 | 13/08/2010 | Govi-Altai aimag, Biger soum |
| | | Gold | Minerals Extracting | MV-017117 | 322 | 07/09/2012 | Govi-Altai aimag, Biger soum |
| | | Coal | Minerals Extracting | MV-001414 | 29 | 30/12/1998 | Hovd aimag, Darvi soum |
| | | Coal | Minerals Extracting | MV-001640 | 41 | 25/05/1999 | Hovd aimag, Darvi soum |
| | | Coal | Minerals Extracting | MV-004322 | 54 | 23/04/2002 | Hovd aimag, Darvi soum |
| | | Coal | Minerals Extracting | MV-006525 | 46 | 07/11/2003 | Hovd aimag, Darvi soum |
| | | Coal | Minerals Extracting | MV-0011887 | 203 | 14/08/2006 | Hovd aimag, Darvi soum |
| | | Coal | Minerals Extracting | MV-011888 | 1,753 | 14/08/2006 | Hovd aimag, Darvi soum |
| | | Coal | Minerals Extracting | MV-015289 | 39 | 23/11/2009 | Hovd aimag, Darvi soum |
| 84 | Mon En Ko LLC | Coal | Minerals Extracting | MV-002913 | 38 | 26/01/2001 | Hovd aimag, Uyenich, Bulgan soum |
| | | Coal | Minerals Extracting | MV-011889 | 486 | 14/08/2006 | Hovd aimag, Darvi soum |
| | | Coal | Minerals Extracting | MV-001414 | 39 | 30/12/1998 | Hovd aimag, Darvi soum |
| | | | Minerals Exploring | XV-007460 | 276 | 12/05/2004 | Hovd aimag, Uyenich soum |
| | | | Minerals Exploring | XV-008976 | 26,015 | 17/12/2004 | Hovd aimag, Zereg, Mankhan soum |
| | | | Minerals Exploring | XV-011515 | 31,709 | 20/03/2006 | Hovd aimag, Darvi soum |
| | | | Minerals Exploring | XV-011628 | 3,518 | 03/04/2006 | Hovd aimag, Zereg Mankhan soum |
| | | | Minerals Exploring | XV-011719 | 216,559 | 28/04/2006 | Hovd aimag, Tsogt, Erdene soum |

| No. | Company | Type of minerals/products | Licence type | Licence reference | Area (ha) | Granted | Location |
|-----|----------------------------|---------------------------|---------------------|-------------------|-----------|------------|---|
| | | | Minerals Exploring | XV-011724 | 2,110 | 28/04/2006 | Hovd Aimag, Zereg soum |
| | | | Minerals Exploring | XV-012126 | 41,352 | 24/10/2006 | Hovd Aimag, Erdene soum |
| | | | Minerals Exploring | XV-012315 | 3,246 | 02/01/2007 | Govi-Altai aimag, Bugat, Altai soum |
| 85 | Mogol International LLC | | Minerals Exploring | XV-008334 | 9,069 | 09/09/2004 | Uvs aimag tsagaankhairkhan soum |
| | | | Minerals Exploring | XV-008335 | 22,543 | 09/09/2004 | Uvs aimag tsagaankhairkhan soum |
| | | | Minerals Exploring | XV-008338 | 11,005 | 09/09/2004 | Hovd aimag, tsetseg soum |
| | | | Minerals Exploring | XV-008340 | 87,346 | 09/09/2004 | Govi-Altai aimag, Bugat soum |
| | | | Minerals Exploring | XV-008341 | 30,162 | 09/09/2004 | Bayan-Ulgii aimag, Deluun soum |
| 86 | Monvolfarm LLC | Wolfram | Minerals Extracting | MV-011666 | 81 | 10/04/2006 | Tuv aimag, Bayanchandmana soum |
| 87 | Mongol Altai resources LLC | | Minerals Exploring | XV-016842 | 167,127 | 22/08/2007 | Bayan-Ulgii aimag, Altai buyant Sagsai Ulaankhus soum |
| 88 | Mongol gazar LLC | Gold | Minerals Extracting | MV-002426 | 374 | 10/07/2000 | Arkhangai aimag, Tsenkher soum |
| | | Gold | Minerals Extracting | MV-002427 | 173 | 10/07/2000 | Arkhangai aimag, Tsenkher soum |
| 89 | Mongol Metal Mining LLC | Ore | Minerals Extracting | MV-012263 | 79 | 30/11/2006 | Bulgan aimag, Buregkhangai soum |
| 90 | Mongolbulgargeo LLC | Gold | Minerals Extracting | MV-000456 | 830 | 12/02/1996 | Bayankhongor aimag, Galuut soum |
| | | Gold | Minerals Extracting | MV-000311 | 167 | 31/01/1995 | Bayankhongor aimag, Bayan-Ovoo soum |
| | | Gold | Minerals Extracting | MV-000015 | 88 | 22/07/1996 | Bayankhongor aimag, Bumbugur soum |
| 91 | Mongolrustsvetmet LLC | Fluoride | Minerals Extracting | MV-000174 | 371 | 18/08/1995 | Khentii aimag, Darkhan soum |
| | | Fluoride | Minerals Extracting | MV-000173 | 69 | 18/08/1995 | Khentii aimag, Darkhan soum |
| | | Fluoride | Minerals Extracting | MV-001693 | 54 | 17/06/1999 | Khentii aimag, Darkhan soum |
| | | Fluoride | Minerals Extracting | MV-011722 | 142 | 28/04/2006 | Dornogovi aimag, lkh het soum |
| | | Fluoride | Minerals Extracting | MV-000159 | 20 | 17/08/1995 | Dornogovi aimag, lkh het soum |
| | | Fluoride | Minerals Extracting | MV-000160 | 7 | 06/03/1996 | Dornogovi aimag, lkh het soum |
| | | Fluoride | Minerals Extracting | MV-000163 | 14 | 17/08/1995 | Dornogovi aimag, airag soum |
| | | Fluoride | Minerals Extracting | MV-000161 | 6 | 17/08/1995 | Dornogovi aimag, airag soum |
| | | Fluoride | Minerals Extracting | MV-004306 | 92 | 19/04/2002 | Dornogovi aimag, bayanjargalan soum |
| | | Fluoride | Minerals Extracting | MV-004487 | 93 | 31/05/2002 | Dornogovi aimag, bayanjargalan soum |
| | | Fluoride | Minerals Extracting | MV-002230 | 26 | 21/04/2000 | Dornogovi aimag, airag soum |
| | | Fluoride | Minerals Extracting | MV-002231 | 59 | 21/04/2000 | Dornogovi aimag, airag soum |
| | | Fluoride | Minerals Extracting | MV-003596 | 25 | 10/08/2001 | Dornogovi aimag, airag soum |
| | | Fluoride | Minerals Extracting | MV-011424 | 168 | 23/02/2006 | Khentii aimag, Darkhan soum |
| | | Fluoride | Minerals Extracting | MV-012884 | 36 | 14/10/1996 | Dornogovi aimag, Urgun soum |
| | | Fluoride | Minerals Extracting | MV-000165 | 6 | 14/10/1995 | Dornogovi aimag, Urgun soum |
| | | Fluoride | Minerals Extracting | MV-000164 | 8 | 20/07/1996 | Dornogovi aimag, Urgun soum |
| | | Fluoride | Minerals Extracting | MV-013440 | 35 | 28/03/2008 | Dornogovi aimag, Urgun soum |
| | | Gold | Minerals Extracting | MV-000175 | 503 | 18/08/1995 | Tuv aimag, Zaamar soum |
| | | Gold | Minerals Extracting | MV-004818 | 37 | 30/08/2002 | Tuv aimag, Zaamar soum |
| | | Gold | Minerals Extracting | MV-004878 | 66 | 17/09/2002 | Tuv aimag, Zaamar soum |
| | | Gold | Minerals Extracting | MV-007137 | 115 | 23/03/2004 | Tuv aimag, Zaamar soum |

| No. | Company | Type of minerals/products | Licence type | Licence reference | Area (ha) | Granted | Location |
|-----|----------------------|---------------------------|---------------------|-------------------|-----------|------------|---------------------------------------|
| | | Gold | Minerals Extracting | MV-010875 | 30 | 30/11/2005 | Tuv aimag, Zaamar soum |
| | | Gold | Minerals Extracting | MV-009065 | 109 | 03/01/2005 | Tuv aimag, Zaamar soum |
| | | Gold | Minerals Extracting | MV-012131 | 33 | 24/10/2006 | Tuv aimag, Zaamar soum |
| | | Gold | Minerals Extracting | MV-007197 | 50 | 02/04/2004 | Tuv aimag, Zaamar soum |
| | | Tungsten | Minerals Extracting | MV-011721 | 3,506 | 28/04/2006 | Khentii aimag, Umnudelger soum |
| | | Silver | Minerals Extracting | MV-004388 | 37 | 09/05/2002 | Bayan-Ulgii, Nogoongnuur soum |
| | | Silver | Minerals Extracting | MV-008191 | 390 | 16/08/2004 | Bayan-Ulgii, Nogoongnuur soum |
| | | Silver | Minerals Extracting | MV-008645 | 621 | 28/10/2004 | Bayan-Ulgii, Nogoongnuur soum |
| | | Silver | Minerals Extracting | MV-000278 | 2 | 06/07/1996 | Bayan-Ulgii, Nogoongnuur soum |
| | | Coal | Minerals Extracting | MV-000158 | 13 | 18/08/1995 | Dornogovi aimag, Ikh het soum |
| | | Iron | Minerals Extracting | MV-016657 | 133 | 16/09/2010 | Khentii aimag, Darkhan soum |
| | | Gold | Minerals Extracting | MV-004211 | 14,192 | 21/03/2002 | Bayankhongor aimag, Erdenetsogt soum |
| | | Gold | Minerals Extracting | MV-003595 | 10,479 | 10/08/2001 | Bayankhongor aimag, Erdenetsogt soum |
| | | Copper | Minerals Extracting | MV-006483 | 24,185 | 28/10/2003 | Uvs aimag Naranbulag soum |
| 92 | Mongolczechmetal LLC | Fluoride | Minerals Extracting | MV-001105 | 104 | 07/04/1998 | Tuv aimag, Bayantsagaan soum |
| | | Fluoride | Minerals Extracting | MV-003284 | 33 | 11/05/2001 | Tuv aimag, Bayantsagaan soum |
| | | Fluoride | Minerals Extracting | MV-008633 | 222 | 21/10/2004 | Tuv aimag, Bayantsagaan soum |
| 93 | Mongol Alt Mak LLC | Coal | Minerals Extracting | MV-000227 | 91 | 08/10/1995 | Umnugovi aimag, Gurvan tus soum |
| | | Coal | Minerals Extracting | MV-005458 | 131 | 25/02/2003 | Umnugovi aimag, Gurvan tus soum |
| | | Coal | Minerals Extracting | MV-006852 | 31 | 28/01/2004 | Umnugovi aimag, Gurvan tus soum |
| | | Coal | Minerals Extracting | MV-012225 | 872 | 22/11/2006 | Umnugovi aimag, Gurvan tus soum |
| | | Coal | Minerals Extracting | MV-012226 | 36 | 22/11/2006 | Umnugovi aimag, Gurvan tus soum |
| | | Coal | Minerals Extracting | MV-002545 | 118 | 17/08/2000 | Dornogovi aimag, Dalanjargalan soum |
| | | Coal | Minerals Extracting | MV-012463 | 118 | 23/05/2007 | Dornogovi aimag, Dalanjargalan soum |
| | | Coal | Minerals Extracting | MV-012199 | 1,444 | 09/11/2006 | Dundgovi aimag, Bayanjargalan soum |
| | | Mud | Minerals Extracting | MV-013653 | 23 | 08/05/2008 | Dundgovi aimag, Bayanjargalan soum |
| | | Limestone | Minerals Extracting | MV-009427 | 273 | 14/03/2005 | Dornogovi aimag, Dalanjargalan soum |
| | | Coal | Minerals Extracting | MV-014298 | 1,082 | | Dornod aimag, Bayandtumen soum |
| | | Copper | Minerals Extracting | MV-009630 | 132 | 18/04/2005 | Dornogovi aimag, Mandakh soum |
| | | Gypsum | Minerals Extracting | MV-015353 | 59 | 10/12/2009 | Dundgovi aimag, Delgerkhantai soum |
| | | Gypsum | Minerals Extracting | MV-016898 | 166 | 03/08/2011 | Dundgovi aimag, Delgerkhantai soum |
| | | Gravel | Minerals Extracting | MV-015572 | 611 | 12/04/2010 | Dornogovi aimag, Dalanjargalan soum |
| | | Gravel | Minerals Extracting | MV-016735 | 88 | 08/12/2010 | Dornogovi aimag, Dalanjargalan soum |
| | | Sand/Mud | Minerals Extracting | MV-015573 | 34 | 12/04/2010 | Ulaanbaatar capital, Nalaikh district |
| | | Coal | Minerals Extracting | MV-000716 | 19 | 31/07/1997 | Dundgovi aimag, Dalanjargalan soum |
| | | Coal | Minerals Extracting | MV-011932 | 1,430 | 22/08/2006 | Dundgovi aimag, Dalanjargalan soum |
| | | | Minerals Exploring | XV-006735 | 24,757 | | Zavkhan aimag, Urganal soum |
| | | | Minerals Exploring | XV-007706 | 7,648 | 11/06/2004 | Umnugovi aimag, Noyon soum |

| No. | Company | Type of minerals/products | Licence type | Licence reference | Area (ha) | Granted | Location |
|-----|-------------------------|---------------------------|---------------------|-------------------|-----------|------------|--|
| | | | Minerals Exploring | XV-007870 | 7,793 | | Govi-Altai aimag, Erdene soum |
| | | | Minerals Exploring | XV-008220 | 4,301 | 06/07/2004 | Bayankhongor aimag, Zag soum |
| | | | Minerals Exploring | XV-009428 | 391 | 14/03/2005 | Dornogovi aimag, Dalanjargalan soum |
| | | | Minerals Exploring | XV-006632 | 4049 | 09/12/2003 | Dornod aimag, Bayandtumen soum |
| | | | Minerals Exploring | XV-012200 | 1,223 | 09/11/2006 | Dundgovi aimag, Bayanjargalan soum |
| | | | Minerals Exploring | XV-012171 | 33 | 06/11/2006 | Tuv aimag, Altanbuag soum |
| | | Gold | Minerals Extracting | MV-000332 | 15 | 06/05/1994 | Tuv aimag, Zaamar soum |
| 94 | Mondulaan trade LLC | Gold | Minerals Extracting | MV-000379 | 10 | 06/05/1994 | Tuv aimag, Zaamar soum |
| | | Gold | Minerals Extracting | MV-000397 | 11 | 06/05/1994 | Tuv aimag, Zaamar soum |
| 95 | Monlaa LLC | Iron | Minerals Extracting | MV-013875 | 276 | 10/07/2008 | Dornogovi aimag, Hatanbulag soum |
| | | Gold | Minerals Extracting | MV-000321 | 1,042 | 14/10/1996 | Bulgan aimag, Buregkhangai soum |
| 96 | Monpolimet LLC | Gold | Minerals Extracting | MV-000184 | 399 | 22/04/1996 | Tuv aimag, Zaamar soum |
| 97 | Munkh Noyon Suvarga LLC | Coal | Minerals Extracting | MV-016872 | 69,233 | 06/07/2011 | Umnugovi aimag, Bayan owoo soum |
| | | Gold | Minerals Extracting | MV-015645 | 35 | 25/08/2010 | Selenge aimag, Khuder soum\ |
| | | | Minerals Exploring | XV-010975 | 3,751 | 20/12/2005 | Selenge aimag, Khuder soum\ |
| 98 | NABD LLC | | Minerals Exploring | XV-014134 | 7,703 | 09/09/2008 | Umnugovi aimag, Bulgan soum |
| | | | Minerals Exploring | XV-011700 | 56,370 | 21/04/2006 | Umnugovi aimag, Bulgan soum |
| | | | Minerals Exploring | XV-010256 | 1,539 | 08/08/2005 | Khentii aimag, Kherlen Binder soom |
| | | | Minerals Exploring | XV-013060 | 3,114 | 19/12/2007 | Khentii aimag, Umnudelger Binder soum |
| 99 | Narantuul trade LLC | Coal | Minerals Extracting | MV-017185 | 5,365 | 18/10/2012 | Dundgovi aimag, Bayanjargalan soum |
| | | Coal | Minerals Extracting | MV-017234 | 4,749 | 14/12/2012 | Dundgovi aimag, Bayanjargalan soum |
| 100 | NK LLC | Mud | Minerals Extracting | MV-003054 | 13 | 12/03/2001 | Ulaanbaatar capital |
| 101 | Nordwind LLC | Fluoride | Minerals Extracting | MV-011668 | 54 | 14/04/2006 | Khentii aimag, Galshar soum |
| | | Gold | Minerals Extracting | MV-006853 | 217 | 28/01/2004 | Bayankhongor aimag, Bumbugur soum |
| | | Gold | Minerals Extracting | MV-009587 | 158 | 07/04/2005 | Bayankhongor aimag, Bumbugur soum |
| 102 | Odod gold LLC | Gold | Minerals Extracting | MV-012413 | 514 | 18/04/2007 | Bayankhongor aimag, Bumbugur soum |
| | | Gold | Minerals Extracting | MV-005651 | 341 | 19/04/2003 | Bayankhongor aimag, Bumbugur soum |
| | | Gold | Minerals Extracting | MV-007468 | 96 | 12/05/2004 | Bayankhongor aimag, Bumbugur Buutsagaan soum |
| | | Gold | Minerals Extracting | MV-004468 | 202 | 03/10/2002 | Bayankhongor aimag, Bumbugur Buutsagaan soum |
| 103 | Olova LLC | Tin | Minerals Extracting | MV-013412 | 466 | 24/03/2008 | Ulaambaatar capital, Sukhbaatar district |
| | | | Minerals Exploring | XV-015276 | 2,192 | 11/05/2003 | Umnugovi aimag, Mandal owoo soum |
| | | | Minerals Exploring | XV-015277 | 20,619 | 24/11/2003 | Umnugovi aimag, Mandal owoo soum |
| | | | Minerals Exploring | XV-015278 | 35,656 | 30/06/2004 | Umnugovi aimag, Mandal owoo soum |
| 104 | Olon Ovoot Gold LLC | | Minerals Exploring | XV-015279 | 34 | 05/10/2004 | Umnugovi aimag, Mandal owoo soum |
| | | | Minerals Exploring | XV-015280 | 34,322 | 12/01/2005 | Dundgovi aimag, Huld soum |
| | | | Minerals Exploring | XV-015281 | 8,128 | 11/05/2003 | Umnugovi aimag, Mandal owoo soum |
| | | | Minerals Exploring | XV-015284 | 5,409 | 11/05/2003 | Umnugovi aimag, Mandal owoo soum |
| | | | Minerals Exploring | XV-016777 | 1,010 | 11/05/2003 | Umnugovi aimag, Mandal owoo soum |

| No. | Company | Type of minerals/products | Licence type | Licence reference | Area (ha) | Granted | Location |
|-----|---|---------------------------|------------------------------------|-------------------|-----------|------------|--|
| | | Gold | Minerals Extracting | MV-015759 | 451 | 11/01/2011 | Umnugovi aimag, Mandal ovoo soum |
| | | Gold | Minerals Extracting | MV-015783 | 203 | 20/07/2009 | Umnugovi aimag, Mandal ovoo soum |
| | | Gold | Minerals Extracting | MV-015782 | 484 | 20/07/2009 | Umnugovi aimag, Mandal ovoo soum |
| | | Gold | Minerals Extracting | MV-015275 | 257 | 07/05/2008 | Umnugovi aimag, Mandal ovoo soum |
| | | Gold | Minerals Extracting | MV-005464 | 82 | 06/03/2003 | Umnugovi aimag, Mandal ovoo soum |
| | | Gold | Minerals Extracting | MV-015274 | 940 | 24/01/2006 | Umnugovi aimag, Mandal ovoo soum |
| | | Gold | Minerals Extracting | MV-015273 | 85 | 01/10/1997 | Umnugovi aimag, Mandal ovoo soum |
| | | Gold | Minerals Extracting | MV-015272 | 1,773 | 15/10/2012 | Umnugovi aimag, Mandal ovoo soum |
| 105 | ONTRE LLC | Gold | Minerals Extracting | MV-015225 | 20,237 | 27/10/2009 | Umnugovi aimag, Khanbogd bayan ovoo soum |
| | | Gold | Minerals Extracting | MV-015226 | 54,653 | 27/10/2009 | Umnugovi aimag, Khanbogd bayan ovoo soum |
| 106 | Ord Talst LLC | Gravel | Minerals Extracting | MV-012056 | 92 | 25/09/2006 | Ulaanbaatar capital, Khan uul district |
| 107 | Orchlon Construction LLX | Sand/Mud | Minerals Extracting | MV-015649 | 34 | 07/09/2010 | Ulaanbaatar capital, Nalaikh district |
| 108 | Ochir Tuv LLC | Gravel | Minerals Extracting | MV-012161 | 25 | 30/10/2006 | Orkhon aimag, Bayan undur soum |
| 109 | Ochir-Undraa LLC | Gold | Minerals Extracting | MV-012415 | 190 | 18/04/2007 | Darkhan-Uul aimag, Khongor soum |
| | | Gold | Minerals Extracting | MV-006708 | 4,537 | 26/12/2003 | Umnugovi aimag, Khanbogd soum |
| 110 | Oyu Tolgoi LLC | Gold | Minerals Extracting | MV-006709 | 8,496 | 26/12/2003 | Umnugovi aimag, Khanbogd soum |
| | | Gold | Minerals Extracting | MV-006710 | 1,764 | 26/12/2003 | Umnugovi aimag, Khanbogd soum |
| 111 | Urmun-Uul LLC | Gold | Minerals Extracting | MV-006680 | 117 | 22/12/2003 | Bulgan aimag, Buregkhangai soum |
| | | | Minerals Exploring | XV-007559 | 110,499 | 24/05/2004 | Govi-Altai aimag, Altai soum |
| 112 | OJCHL LLC | | Minerals Exploring | XV-007560 | 376,628 | 24/05/2004 | Govi-Altai aimag, Altai soum |
| 113 | Petro Matad LLC | Oil | Oil & Gas Exploring and Extracting | | | | |
| 114 | Petro China Dachin Tamsag LLC | Oil | Oil & Gas Extracting | | | | |
| | | Coal | Minerals Extracting | MV-003066 | 82 | 19/03/2001 | Tuv aimag, bayanjargalan soum |
| | | | Minerals Exploring | XV-004520 | 30,108 | 11/06/2002 | Umnugovi aimag, Noyon soum |
| | | | Minerals Exploring | XV-007457 | 133 | 12/05/2004 | Dornogovi aimag, lkh het soum |
| | | | Minerals Exploring | XV-007715 | 625 | 11/06/2004 | Tuva aimag, Bayan soum |
| | | Coal | Minerals Extracting | MV-007863 | 202 | 19/03/2001 | Tuv aimag, bayanjargalan soum |
| | | Coal | Minerals Extracting | MV-008766 | 35 | 26/08/2003 | Bulgan aimag, Saikhan soum |
| | | | Minerals Exploring | XV-010413 | 72,929 | 07/09/2005 | Umnugovi aimag, Bayan Ovoo Tsogttsetsii soum |
| 115 | Poloresources - Peabody Winsway Resources | | Minerals Exploring | XV-009837 | 3,001 | 20/05/2005 | Uvs aimag |
| | | | Minerals Exploring | XV-009884 | 65 | 26/05/2005 | Tuv aimag, Bayan soum |
| | | | Minerals Exploring | XV-010715 | 487 | 13/06/2005 | Tuv aimag, Bayanjargalan Bayan soum |
| | | | Minerals Exploring | XV-011162 | 19,876 | 19/01/2006 | Dornogovi aimag, Altanshiree soum |
| | | | Minerals Exploring | XV-011180 | 58,737 | 23/01/2006 | Umnugovi aimag, Bayandalai soum |
| | | | Minerals Exploring | XV-011468 | 72,383 | 03/03/2006 | Umnugovi aimag, Khankhongor soum |
| | | | Minerals Exploring | XV-012483 | 22,071 | 11/06/2002 | Umnugovi aimag, Noyon soum |
| | | | Minerals Exploring | XV-013045 | 8,311 | 12/12/2007 | Dornogovi aimag, Altanshiree soum |
| | | | Minerals Exploring | XV-013381 | 1,753 | 19/03/2008 | Bulgan aimag, Gurvanbulag soum |

| No. | Company | Type of minerals/products | Licence type | Licence reference | Area (ha) | Granted | Location |
|---------------------|-------------------------------|---------------------------|---------------------|----------------------------|-----------|---------------------|---|
| | | | Minerals Exploring | XV-013380 | 684 | 19/03/2008 | Bulgan aimag, Gurvanbulag soum |
| | | | Minerals Exploring | XV-013521 | 4,881 | 10/04/2008 | Uvs aimag |
| | | | Minerals Exploring | XV-013601 | 15,381 | 23/04/2008 | Umnugovi aimag, Noyon soum |
| | | | Minerals Exploring | XV-013692 | 26,720 | 13/05/2008 | Umnugovi aimag, Khankhongor soum |
| 116 | Reservoir Mongolia LC | Tungsten | Minerals Extracting | MV-016852 | 190 | 21/06/2011 | Sukhbaatar aimag, Sukhbaatar soum |
| 117 | Reo LLC | Gold Precious metals | Minerals Extracting | MV-017259 | 1,091 | | Tuv aimag, Bayan soum |
| | | | Minerals Extracting | MV-015334 | 2,323 | 04/12/2009 | Dornogovi aimag, khatanbulag soum |
| | | | Minerals Extracting | MV-015643 | 107 | 27/08/2010 | Bayankhongor aimag, Galuut soum |
| 118 | Redhill Mongolia LLC | Coal | Minerals Extracting | MV-001231 | 214 | 30/05/1998 | Selenge aimag, Tushig soum |
| | | | Minerals Extracting | MV-014657 | 355 | 24/04/2009 | Selenge aimag, Tushig soum |
| 119 | Samton Morris LLC | | Minerals Exploring | XV-013137 | 6,164 | 04/01/2008 | Uvurkhangai aimag, Bayan-Undur soum |
| | | | Minerals Exploring | XV-012915 | 6,379 | 05/11/2007 | Govi-Altai aimag, Biger soum |
| | | | Minerals Exploring | XV-013010 | 13,131 | 27/11/2007 | Zavkhan aimag, Erdenekhairkhan soum |
| | | | Minerals Exploring | XV-006275 | 79 | 04/09/2003 | Govi-Altai aimag, sharga soum |
| 120 | Sansaryn Geology Khaiguul LLC | Oil | Oil & Gas Exploring | | | | |
| 121 | South Gobi Blake Gold LLC | | Minerals Exploring | XV-012956 | 23,736 | 15/11/2007 | Umnugovi aimag, Manlai soum |
| | | | Minerals Exploring | XV-014105 | 683 | 04/09/2008 | Hentii aimag, Bayan-Adraga soum |
| | | | Minerals Exploring | XV-014797 | 684 | 17/03/2009 | Dornod aimag, Gурvanzagal soum |
| | | | Minerals Exploring | XV-012957 | 7,524 | 15/11/2007 | Umnugovi aimag, Manlai soum |
| 122 | Southgobi Sands LLC | Coal | Minerals Exploring | XV-005267 | 33,296 | 28/12/2002 | Umnugovi aimag, Bayandalai, Noyon soum |
| | | | Minerals Exploring | XV-009442 | 27,341 | 28/12/2002 | Umnugovi aimag, Noyon soum |
| | | | Minerals Exploring | XV-009449 | 168,539 | 28/12/2002 | Umnugovi aimag, Gурvantes, Noyon soum |
| | | | Minerals Exploring | XV-009443 | 23,970 | 28/12/2002 | Umnugovi aimag, Gурvantes, Noyon soum |
| | | | Minerals Extracting | MV-012726 | 9,312 | 20/09/2007 | Umnugovi aimag, Gурvantes soum |
| | | | Minerals Exploring | XV-013916 | 26,488 | 23/07/2008 | Dundgovi, Umnugovi aimag, Ulziit, Manlai, Tsogttsetsii soum |
| | | | Minerals Exploring | XV-013779 | 67,869 | 28/12/2002 | Umnugovi aimag, Bayandalai, Noyon soum |
| | | | Minerals Extracting | MV-015041 | 10,541 | 03/08/2009 | Umnugovi aimag, Bayan-Ovoo, Nomgon soum |
| | | | Minerals Extracting | MV-016869 | 10,993 | 04/07/2011 | Umnugovi aimag, Gурvantes, Noyon soum |
| | | | 123 | Centerra Gold Mongolia LLC | | Minerals Extracting | MV-000431 |
| Minerals Extracting | MV-001400 | 17 | | | | 22/07/1995 | Selenge aimag, Yерuu soum |
| Minerals Extracting | MV-001401 | 9 | | | | 22/07/1995 | Selenge aimag, Yерuu soum |
| Minerals Extracting | MV-005082 | 360 | | | | 04/11/2002 | Selenge aimag, Mandal soum |
| Minerals Exploring | XV-007080 | 2,635 | | | | 16/03/2004 | Selenge aimag, Yерuu, Mandal soum |
| Minerals Exploring | XV-007081 | 1,669 | | | | 16/03/2004 | Selenge aimag, Yерuu soum |
| Minerals Exploring | XV-007429 | 3,156 | | | | 10/05/2004 | Selenge aimag, Mandal, Bornuur soum |
| Minerals Exploring | XV-007431 | 2,065 | | | | 10/05/2004 | Selenge aimag, Mandal soum |
| Minerals Exploring | XV-007430 | 4,379 | | | | 10/05/2004 | Selenge aimag, Mandal soum |
| Minerals Exploring | XV-009148 | 1,543 | | | | 14/01/2005 | Selenge aimag, Huder soum |

| No. | Company | Type of minerals/products | Licence type | Licence reference | Area (ha) | Granted | Location |
|-----|------------------------|---------------------------|---------------------|-------------------|-----------|------------|---|
| | | | Minerals Extracting | MV-010810 | 342 | 14/11/2005 | Selenge aimag, Mandal soum |
| | | | Minerals Exploring | XV-011242 | 20,295 | 25/01/2006 | Suhbaatar aimag, Uulbayan soum |
| | | | Minerals Exploring | XV-011803 | 800 | 02/06/2006 | Selenge aimag, Mandal soum |
| | | | Minerals Exploring | XV-011545 | 5,400 | 23/03/2006 | Selenge aimag, Mandal soum |
| | | | Minerals Exploring | XV-012632 | 1,120 | 14/08/2007 | Selenge aimag, Yeruu soum |
| | | | Minerals Exploring | XV-012641 | 6,442 | 16/08/2007 | Selenge aimag, Huder soum |
| | | | Minerals Exploring | XV-013543 | 3,092 | 15/04/2008 | Selenge aimag, Yeruu soum |
| | | | Minerals Exploring | XV-014838 | 7,226 | 06/04/2009 | Suhbaatar aimag, Tuvshinshiree soum |
| | | | Minerals Exploring | XV-014839 | 13,516 | 06/04/2009 | Suhbaatar aimag, Tuvshinshiree soum |
| | | | Minerals Extracting | MV-000372 | 416 | 12/05/1996 | Selenge aimag, Mandal soum |
| | | | Minerals Extracting | MV-017111 | 11,614 | 31/08/2012 | Dornod aimag, Tsagaan-Ovoo soum |
| | | | Minerals Exploring | XV-006727 | 2,343 | 30/12/2003 | Dornod aimag, Tsagaan-Ovoo soum |
| | | | Minerals Exploring | XV-017052 | 1,997 | 30/12/2003 | Dornod aimag, Tsagaan-Ovoo soum |
| | | | Minerals Exploring | XV-017053 | 1,392 | 30/12/2003 | Dornod aimag, Tsagaan-Ovoo soum |
| | | | Minerals Exploring | XV-017054 | 1,266 | 30/12/2003 | Dornod aimag, Tsagaan-Ovoo soum |
| | | | Minerals Extracting | MV-015609 | 428 | 29/06/2010 | Darhan-Uul aimag, Hongor soum |
| | | | Minerals Exploring | XV-011239 | 2,255 | 25/01/2006 | Suhbaatar aimag, Monhhaan soum |
| | | | Minerals Exploring | XV-015505 | 16,896 | 25/02/2010 | Dornod aimag, Tsagaan-Ovoo soum |
| | | | Minerals Exploring | XV-015504 | 6,262 | 25/02/2010 | Dornod aimag, Tsagaan-Ovoo soum |
| | | | Minerals Exploring | XV-017050 | 3,972 | 25/02/2010 | Dornod aimag, Tsagaan-Ovoo soum |
| | | | Minerals Exploring | XV-015503 | 15,368 | 25/02/2010 | Dornod aimag, Tsagaan-Ovoo soum |
| 124 | COAL LLC | Coal | Minerals Exploring | XV-014685 | 9,479 | 01/08/2007 | Dornogovi aimag, Mandah, Huvs gul soum |
| | | | Minerals Extracting | MV-016865 | 2,799 | 28/06/2011 | Dornogovi aimag, Mandah, Huvs gul soum |
| | | | Minerals Exploring | XV-016866 | 391 | 01/08/2007 | Dornogovi aimag, Mandah, Huvs gul soum |
| 125 | CCM LLC | | Minerals Exploring | XV-011257 | 159,737 | 27/01/2006 | Umnugovi aimag, Hanhongor soum |
| 126 | CMKI LLC | Fluoride | Minerals Extracting | MV-004153 | 27 | 12/02/2002 | Hentii aimag, Darhan soum |
| | | Fluoride | Minerals Extracting | MV-016772 | 31 | 31/01/2011 | Hentii aimag, Darhan soum |
| 127 | Sonor Trade LLC | Gold | Minerals Extracting | MV-001817 | 25 | 20/08/1999 | Selenge aimag, Bayangol soum |
| | | | Minerals Extracting | MV-006428 | 147 | 14/10/2003 | Selenge aimag, Bayangol soum |
| | | | Minerals Extracting | MV-012325 | 506 | 08/01/2007 | Tuv aimag, Zaamar soum |
| 128 | Suuri LLC | Gravel | Minerals Extracting | MV-006725 | 37 | 30/12/2003 | Darhan-Uul, Selenge aimag, Darhan-Saihan soum |
| | | Gravel | Minerals Extracting | MV-005806 | 46 | 22/05/2003 | Darhan-Uul aimag, Darhan soum |
| | | | Minerals Exploring | XV-011253 | 329 | 26/01/2006 | Darhan-Uul aimag, Darhan, Hongor soum |
| | | | Minerals Exploring | XV-014001 | 1,137 | 12/08/2008 | Dornogovi aimag, Urgan soum |
| 129 | Seruun Selbe LLC | Sand | Minerals Extracting | MV-013323 | 14 | 20/10/1999 | Ulaanbaatar aimag, Nalai soum |
| | | Sand | Minerals Extracting | MV-013322 | 40 | 20/10/1999 | Ulaanbaatar aimag, Nalai soum |
| 130 | Tavan Tolgoi Trans LLC | | Minerals Exploring | XV-013281 | 1,502 | 20/02/2008 | Umnugovi aimag, Bayan-Ovoo soum |
| 131 | Tavantolgoi JSC | Coal | Minerals Extracting | MV-000287 | 89 | 08/09/1995 | Umnugovi aimag, Tsogttsetsii soum |

| No. | Company | Type of minerals/products | Licence type | Licence reference | Area (ha) | Granted | Location |
|-----|------------------------|---------------------------|---------------------|-------------------|-----------|------------|--|
| | | Coal | Minerals Extracting | MV-011945 | 82 | 28/08/2006 | Umnugovi aimag, Tsogtsetsii soum |
| 132 | Taliin Shigtgee | Coal | Minerals Extracting | MV-017013 | 34,055 | 12/03/2012 | Dundgovi aimag, Bayanjargal, Undurshil soum |
| | | | Minerals Exploring | XV-013352 | 19,102 | 05/03/2008 | Umnugovi aimag, Gurvantes, Noyo, Sevrei soum |
| 133 | Terra Energy LLC | | Minerals Exploring | XV-012929 | 32,023 | 13/11/2007 | Dundgovi aimag, Delgerhangai, Huld, Erdenedalai soum |
| | | | Minerals Exploring | XV-015466 | 4,928 | 13/11/2007 | Dundgovi aimag, Erdenedalai soum |
| 134 | TBE LLC | | Minerals Exploring | XV-013698 | 3,063 | 14/05/2008 | Hovd aimag, Bulgan soum |
| | | Gravel | Minerals Extracting | MV-015650 | 50 | 08/09/2010 | Tuv aimag, Altanbulag soum |
| 135 | Tegshtplant LLC | | Minerals Exploring | XV-015497 | 157 | 18/02/2010 | Tuv, Ulaabaatar aimag, Almanbulag, Han-Uul soum |
| 136 | Ten Khun LLC | Gold | Minerals Extracting | MV-000713 | 375 | 30/07/1997 | Tuv aimag, Jargalant soum |
| 137 | Teso LLC | | Minerals Exploring | XV-015500 | 1,432 | 23/02/2010 | Dornogovi aimag, Huvsgul soum |
| | | | Minerals Exploring | XV-008072 | 4,011 | 03/08/2004 | Uvs aimag, Buhmurun, Hovd soum |
| | | | Minerals Exploring | XV-008073 | 4,170 | 03/08/2004 | Uvs aimag, Buhmurun soum |
| | | | Minerals Exploring | XV-009720 | 6,727 | 03/05/2005 | Hentii aimag, Murun, Herlen soum |
| | | | Minerals Exploring | XV-009421 | 9,292 | 14/03/2005 | Dornogovi aimag, Dalanjargal soum |
| | | | Minerals Exploring | XV-009422 | 5,059 | 14/03/2005 | Govi-Altai aimag, Chandmani soum |
| | | | Minerals Exploring | XV-009520 | 23,818 | 30/03/2005 | Hovd aimag, Darvi, Zereg, Must soum |
| | | | Minerals Exploring | XV-009519 | 16,321 | 30/03/2005 | Hovd aimag, Darvi, Tsetseg soum |
| | | | Minerals Exploring | XV-010038 | 1,039 | 23/06/2005 | Govi-Altai aimag, Chandmani soum |
| | | | Minerals Exploring | XV-010144 | 26,329 | 15/07/2005 | Hentii aimag, Jargalthaan, Murun, Herlen soum |
| 138 | Tefis Mining LLC | | Minerals Exploring | XV-010923 | 12,120 | 09/12/2005 | Uvs aimag, Bahmurun soum |
| | | | Minerals Exploring | XV-013289 | 9,967 | 22/02/2008 | Dornogovi aimag, Delgereh soum |
| | | | Minerals Exploring | XV-013290 | 13,118 | 22/02/2008 | Dornogovi aimag, Delgereh soum |
| | | | Minerals Exploring | XV-013291 | 30,253 | 22/02/2008 | Dornogovi aimag, Delgereh soum |
| | | | Minerals Exploring | XV-013292 | 68,191 | 22/02/2008 | Dornogovi aimag, Delgereh soum |
| | | | Minerals Exploring | XV-013803 | 2,684 | 14/03/2005 | Govi-Altai aimag, Chandmani soum |
| | | | Minerals Exploring | XV-013804 | 2,117 | 14/03/2005 | Govi-Altai aimag, Chandmani soum |
| | | | Minerals Exploring | XV-013805 | 4,490 | 14/03/2005 | Govi-Altai aimag, Chandmani soum |
| | | | Minerals Exploring | XV-014939 | 2,605 | 03/08/2004 | Uvs aimag, Buhmurun, Hovd soum |
| | | | Minerals Exploring | XV-014940 | 7,997 | 09/12/2005 | Uvs aimag, Buhmurun soum |
| 139 | Ulzgol LLC | Gold | Minerals Extracting | MV-000286 | 225 | 09/06/1995 | Dornod aimag, Bayandun soum |
| | | Gold | Minerals Extracting | MV-001121 | 113 | 09/06/1995 | Dornod aimag, Bayandun soum |
| 140 | Uugan Ilch LLC | Fluoride | Minerals Extracting | MV-015522 | 76 | 11/03/2010 | Dornogovi aimag, Airag soum |
| 141 | Uuls Zaamar LLC | Gold | Minerals Extracting | MV-000926 | 751 | 15/01/1998 | Tuv aimag, Zaamar soum |
| | | | Minerals Exploring | XV-010444 | 378 | 16/04/2003 | Bulgan aimag, Burheghangai soum |
| 142 | Focus Metal Mining LLV | | Minerals Exploring | XV-012141 | 3,106 | 25/10/2006 | Bulgan aimag, Burheghangai soum |
| | | Ore | Minerals Extracting | MV-015152 | 31 | 23/09/2009 | Bulgan aimag, Burheghangai soum |
| | | | Minerals Exploring | XV-005635 | 8,281 | 16/04/2003 | Dornogovi aimag, Sainshand, Saihandulaan soum |
| 143 | Freegood Erin LLC | Gold | Minerals Extracting | MV-017064 | 4,025 | 15/06/2012 | Dornogovi aimag, Saihandulaan soum |

| No. | Company | Type of minerals/products | Licence type | Licence reference | Area (ha) | Granted | Location |
|-----|------------------------------|---------------------------|---------------------|---------------------|------------|--------------------------------|---|
| 144 | Fenchun International LLC | | Minerals Exploring | XV-015415 | 16,192 | 18/01/2010 | Bayanhongor aimag, Baatsagaan soum |
| 145 | Khangad Exploration LLC | Coal | Minerals Exploring | XV-004326 | 90,773 | 23/04/2002 | Umnugovi aimag, Bayan-Ovoo, Hanhongor, Tsogtsetsii soum |
| | | | Minerals Extracting | MV-014493 | 4,482 | 01/12/2008 | Umnugovi aimag, Hanhongor soum |
| 146 | Khangai Prospecting LLC | | Minerals Exploring | XV-014571 | 44,444 | 12/12/2008 | Dundgovi aimag, Delgerhangai soum |
| | | | Minerals Exploring | XV-014572 | 17,975 | 12/12/2008 | Dundgovi aimag, Huld soum |
| | | | Minerals Exploring | XV-014573 | 1,672 | 12/12/2008 | Dundgovi aimag, Adaatsag, Luus, Saintsagaan soum |
| | | | Minerals Exploring | XV-014574 | 7,314 | 12/12/2008 | Dundgovi aimag, Luus soum |
| 147 | Khangai Khuder LLC | Ore | Minerals Exploring | XV-013960 | 2,728 | 05/10/2004 | Dornogovi aimag, Hatanbulag soum |
| | | | Minerals Extracting | MV-014828 | 365 | 01/04/2009 | Dornogovi aimag, Hatanbulag soum |
| | | | Coal | Minerals Extracting | MV-000124 | 105 | 20/05/1995 |
| 148 | Khartarvagatai jsC | Coal | Minerals Extracting | MV-001366 | 25 | 02/10/1998 | Uvs aimag, Tarialan soum |
| | | | Minerals Extracting | MV-009951 | 101 | 08/06/2005 | Uvs aimag, Tarialan soum |
| | | | Minerals Extracting | MV-009950 | 14 | 08/06/2005 | Uvs aimag, Tarialan soum |
| | | | Minerals Extracting | MV-010632 | 381 | 11/10/2005 | Uvs aimag, Tarialan soum |
| | | | Minerals Extracting | MV-011923 | 683 | 18/08/2006 | Uvs aimag, Tarialan soum |
| | | | Minerals Exploring | XV-011334 | 23,441 | 10/02/2006 | Darhan-Uul, Selenge aimag, Hongor, Yeruu soum |
| 149 | Kharanga Khuder LLC | | Minerals Exploring | XV-011335 | 2,074 | 10/02/2006 | Darhan-Uul aimag, Hongor soum |
| | | | Minerals Exploring | XV-011336 | 3,045 | 10/02/2006 | Darhan-Uul, Selenge aimag, Hongor, Yeruu soum |
| | | | Minerals Exploring | XV-011338 | 21,752 | 10/02/2006 | Darhan-Uul, Selenge aimag, Hongor, Yeruu soum |
| | | | Minerals Exploring | XV-011337 | 7,095 | 10/02/2006 | Selenge aimag, Yeruu soum |
| 150 | Hera Investment LLC | | Minerals Exploring | XV-013422 | 30 | 08/06/2006 | Ulaanbaatar aimag, Han-Uul soum |
| 151 | Khongor Khangain Erdenes LLC | | Minerals Exploring | XV-010484 | 2,483 | 20/09/2005 | Bayanhongor aimag, Buutsagaan, Hureenmaral soum |
| | | | Minerals Exploring | XV-014177 | 75,636 | 22/09/2008 | Bayanhongor aimag, Buutsagaan, Hureenmaral soum |
| 152 | Khotgor shanaga LLC | Coal | Minerals Extracting | MV-003508 | 815 | 09/07/2001 | Uvs aimag, Buhmurun soum |
| | | | Minerals Exploring | XV-014908 | 11,766 | 15/05/2008 | Uvs aimag, Buhmurun, Hovd soum |
| | | | Minerals Exploring | XV-014979 | 205 | 03/07/2009 | Uvs aimag, Buhmurun soum |
| | | | Minerals Exploring | XV-014990 | 79 | 09/07/2009 | Uvs aimag, Buhmurun soum |
| 153 | Khukh Tur LLC | Fluoride | Minerals Exploring | XV-014865 | 790 | 22/04/2009 | Uvs aimag, Buhmurun soum |
| | | | Minerals Extracting | MV-008468 | 75 | 23/09/2004 | Dornogovi aimag, Airag soum |
| 154 | Huadi Kuonyez LLC | | Minerals Extracting | MV-008469 | 76 | 23/09/2004 | Dornogovi aimag, Airag soum |
| | | | Minerals Exploring | XV-015430 | 4,590 | 22/01/2010 | Dornogovi aimag, Hatanbulag, Huvsgul soum |
| 155 | Khurgatai khairkhan LLC | Coal | Minerals Exploring | XV-015520 | 5,715 | 11/03/2010 | Arhangai aimag, Tsahir soum |
| | | | Minerals Exploring | XV-013636 | 880 | 01/05/2008 | Huvsgul aimag, Tsetserleg soum |
| | | | Minerals Exploring | XV-014510 | 21,750 | 04/12/2008 | Huvsgul aimag, Tsagaan-Uul, Tsetserleg soum |
| | | | Minerals Exploring | XV-014973 | 852 | 02/07/2009 | Huvsgul aimag, Buren togtoh soum |
| | | | Minerals Exploring | XV-014499 | 17,005 | 01/12/2008 | Huvsgul aimag, Buren togtoh, Tumurbulag soum |
| | | | Minerals Exploring | XV-014637 | 19,859 | 16/03/2009 | Huvsgul aimag, Tsagaan-Uul, Tsetserleg soum |
| | | Minerals Extracting | MV-017098 | 5,759 | 10/08/2012 | Huvsgul aimag, Tsetserleg soum | |

| No. | Company | Type of minerals/products | Licence type | Licence reference | Area (ha) | Granted | Location | |
|-----|---------------------------------|---------------------------|---------------------|---------------------|-----------|------------|--|-----------------------|
| 156 | Khureedel LLC | Fluoride | Minerals Extracting | MV-004431 | 28 | 20/05/2002 | Dornogovi aimag, Airag soum | |
| | | | Minerals Exploring | XV-012620 | 85 | 06/08/2007 | Hentii aimag, Batnorov soum | |
| | | | Minerals Exploring | XV-012586 | 310 | 30/07/2007 | Hentii aimag, Batnoron, Herlen soum | |
| | | | Minerals Exploring | XV-012827 | 741 | 16/10/2007 | Hentii aimag, Norovlin soum | |
| 157 | Khuslemj LLC | | Minerals Exploring | XV-014930 | 16,687 | 15/06/2009 | Umnugovi aimag, Hanbogd soum | |
| | | | Minerals Exploring | XV-014252 | 1,136 | 08/10/2008 | Bulgan aimag, Burheghangai soum | |
| | | | Minerals Exploring | XV-014258 | 2,174 | 08/10/2008 | Bulgan aimag, Burheghangai soum | |
| 158 | Kheltrege LLC | Gold | Minerals Extracting | MV-015552 | 17 | 07/04/2010 | Bulgan aimag, Burheghangai soum | |
| | | Coal | Minerals Extracting | MV-012558 | 26 | 18/07/2007 | Ulaanbaatar aimag, Nalaih soum | |
| 159 | Tsairtmineral LLC | Ore | Minerals Extracting | MV-000723 | 39 | 13/08/1997 | Suhbaatar aimag, Suhbaatar soum | |
| | | | Minerals Exploring | XV-009766 | 634 | 06/05/2005 | Suhbaatar aimag, Suhbaatar soum | |
| | | | Minerals Exploring | XV-013733 | 10,838 | 21/05/2008 | Suhbaatar aimag, Suhbaatar soum | |
| 160 | Cement camstone | Limestone | Minerals Extracting | MV-012219 | 135 | 27/03/1998 | Selenge aimag, Orhon, Sahan soum | |
| | | | Minerals Extracting | MV-015249 | 61 | 09/11/2009 | Selenge aimag, Orhon soum | |
| 161 | Central Asian Cement | Limestone | Minerals Extracting | MV-016897 | 139 | 03/08/2011 | Selenge aimag, Orkhontuul | |
| | | | Minerals Exploring | XV-015188 | 170 | 12/10/2009 | Selenge aimag, Orkhontuul | |
| | | | Minerals Exploring | XV-015129 | 57 | 11/09/2009 | Selenge aimag, Orkhontuul | |
| 162 | Central Asia Mining LLC | | Minerals Exploring | XV-005372 | 14,757 | 04/02/2003 | Bayankhongor aimag, Shinejinst soum | |
| 163 | Tsevdeg LLC | Gold | Minerals Extracting | MV-004016 | 77 | 03/01/2002 | Tuw aimag, Sergelen soum | |
| | | Gold | Minerals Extracting | MV-012029 | 139 | 19/09/2006 | Tuw aimag, Sergelen soum | |
| | | Gold | Minerals Extracting | MV-013676 | 78 | 13/05/2008 | Tuw aimag, Sergelen soum | |
| 164 | Tsengeg-Orog LLC | Gold | Minerals Extracting | MV-003108 | 380 | 26/03/2001 | Dornod aimag, Bayan-Uul soum | |
| | | | Minerals Exploring | XV-007155 | 7,849 | 29/03/2004 | Khentii aimag, Galshar soum | |
| 165 | Tsetsens Mining and Energy LLC | | Minerals Exploring | XV-001834 | 3,233 | 04/03/2009 | Dornod aimag, Gurvan zagal soum | |
| | | | Minerals Exploring | XV-014835 | 3,058 | 03/04/2009 | Dornod aimag, Gurvan zagal soum | |
| | | | Minerals Exploring | XV-007403 | 9,564 | 07/05/2004 | Dornod aimag, Gurvan zagal soum | |
| | | | Minerals Exploring | XV-015146 | 3,413 | 18/09/2009 | Dornod aimag, Gurvan zagal soum | |
| | | | Coal | Minerals Extracting | MV-017177 | 79 | 17/10/2012 | Tuw aimag, bayan soum |
| | | | Coal | Minerals Extracting | MV-017187 | 2,311 | 17/10/2012 | Tuw aimag, bayan soum |
| 166 | Chadmani Tal LLC | | Minerals Exploring | XV-015542 | 2,744 | 01/04/2010 | Dornod aimag, Choibalsam soum | |
| 167 | Chinkhua MAK nariin sukhait LLC | Coal | Minerals Extracting | MV-005459 | 70 | 25/02/2003 | Umnugovi aimag, Nariin sukhait ord | |
| 168 | Shanlun LLC | Lead | Minerals Extracting | MV-006098 | 996 | 28/07/2003 | Dornod aimag, Choibalsam soum | |
| 169 | Shanjin Ord LLC | Iron | Minerals Extracting | MV-010665 | 79 | 20/10/2005 | Dundgovi aimag, Govi ugtaal soum | |
| 170 | Shar Narst LLC | | Minerals Exploring | XV-015465 | 563 | 02/02/2012 | Bulgan aimag, Selenge soum, Selenge aimag, Tushig soum | |
| 171 | Shariin Gol LLC | Coal | Minerals Extracting | MV-001498 | 1,828 | 20/04/1999 | Darkhan Uul aimag, Shariin gol soum | |
| | | | Minerals Extracting | MV-016790 | 178 | 14/03/2011 | Dundgovi aimag, Bayanjargalan soum | |
| 172 | Shengangyuntun LLC | | Minerals Exploring | XV-012581 | 1,152 | 26/07/2007 | Dundgovi aimag, Bayanjargalan soum | |
| | | | Minerals Exploring | XV-012582 | 441 | 26/07/2007 | Dundgovi aimag, Bayanjargalan soum | |

| No. | Company | Type of minerals/products | Licence type | Licence reference | Area (ha) | Granted | Location |
|-----|-----------------------------|---------------------------|-----------------------------------|-------------------|-----------|------------|---|
| 173 | Shivee Ovoo JSC | Coal | Minerals Extracting | MV-000901 | 91 | 30/12/1997 | Govisumber aimag, Shiveegovi soum |
| 174 | Shin Shin LLC | Lead | Minerals Extracting | MV-000247 | 101 | 20/05/1997 | Dornod aimag, Dashbalbar soum |
| 175 | Shine Asia Mining Group LLC | | Minerals Exploring | XV-015325 | 33,833 | 03/12/2009 | Dornod aimag. Khalkh gol soum |
| | | | Minerals Exploring | XV-015324 | 27,950 | 03/12/2009 | Dornod aimag. Khalkh gol soum |
| 176 | Shine Ilion Nen Yuan LLC | | Minerals Exploring | XV-009953 | 36,236 | 08/06/2005 | Umnugovi aimag, Tsogt Ovoo soum, Mandal Ovoo soum, Bayan bor nuruu |
| | | | Minerals Exploring | XV-009957 | 13,521 | 08/06/2005 | Umnugovi aimag, Tsogt Ovoo soum, Kharaat khets |
| 177 | Shine Longda LLC | Coal | Minerals Extracting | MV-016806 | 1,498 | 07/04/2011 | Umnugovi aimag, Manlai soum |
| | | | Minerals Exploring | XV-012179 | 10,140 | 09/11/2006 | Umnugovi aimag, Kurmen soum |
| | | | Minerals Exploring | XV-012180 | 1,220 | 09/11/2006 | Umnugovi aimag, Kurmen soum |
| | | | Minerals Exploring | XV-013998 | 43,506 | 12/08/2008 | Umnugovi aimag, Manlai soum |
| | | | Minerals Exploring | XV-014126 | 14,166 | 09/09/2008 | Dundgovi aimag, Ulziit soum, Umnugovi aimag, Tsogt Ovoo soum, Tsogttsetsii soum |
| | | | Minerals Exploring | XV-008294 | 9,075 | 03/09/2004 | Dornogovi aimag, Dalanjargalan soum, |
| 178 | Shine shivee LLC | | Minerals Exploring | XV-008296 | 43,295 | 03/09/2004 | Govisumber aimag, Shiveegovi soum |
| | | | Minerals Exploring | XV-008297 | 22,104 | 03/09/2004 | Govisumber aimag, Shiveegovi soum |
| | | | Minerals Exploring | XV-008829 | 654 | 25/11/2004 | Govisumber aimag, Shiveegovi soum |
| | | | Minerals Exploring | XV-008830 | 880 | 25/11/2004 | Govisumber aimag, Shiveegovi soum |
| | | | Minerals Exploring | XV-013250 | 613 | 25/11/2004 | Govisumber aimag, Shiveegovi soum, Sumber soum |
| 179 | Sheiman LLC | | Minerals Exploring | XV-013251 | 549 | 25/11/2004 | Govisumber aimag, Shiveegovi soum, Sumber soum |
| | | | | | | | 17/12/2010 |
| 180 | Ejbalei LLC | Gold | Minerals Extracting | MV-016831 | 412 | 17/05/2011 | Dornod aimag, Dashbalbar soum, Erdenetolgoi |
| | | | Minerals Exploring | XV-004788 | 448 | 28/08/2002 | Dornod aimag, Dashbalbar soum, Erdenetolgoi |
| | | | Minerals Exploring | XV-007501 | 25,276 | 17/05/2004 | Dornod aimag, Dashbalbar soum, Uvurtotgor |
| 181 | APEXPRO LLC | | Minerals Exploring and Extracting | | 1,721,855 | 10/08/2002 | Sukhbaatar aimag, khakzan, Ongon, Naran, Dariganga, Asgatom Bayandelger, Tuvshin, Shiree soum |
| 182 | HMMB LLC | | Minerals Exploring | XV-013004 | 1,886 | 27/11/2007 | Sukhbaatar aimag, Sukhbaatar soum |
| 183 | MJB LLC | Fluoride | Minerals Extracting | MV-010598 | 25 | 06/10/2005 | Dundgovi aimag, Bayanjargalan soum |
| | | | Minerals Exploring | XV-012691 | 11,296 | 11/09/2007 | Khovd aimag, Zereg soum |
| | | | Minerals Exploring | XV-012998 | 46,609 | 22/11/2007 | Khovd aimag, Zereg, Darvi soum |
| | | | Minerals Exploring | XV-012999 | 50,683 | 22/11/2007 | Khovd aimag, Zereg, Darvi, Must soum |
| | | | Minerals Exploring | XV-013593 | 121,227 | 22/04/2008 | Govialtai aimag, Tseel, Altai, Tsogt soum |
| | | | Minerals Exploring | XV-013594 | 14,144 | 22/04/2008 | Govialtai aimag, Altai soum |
| | | | Minerals Exploring | XV-013595 | 32,948 | 22/04/2008 | Govialtai aimag, Altai soum |
| | | | Minerals Exploring | XV-013596 | 7,967 | 22/04/2008 | Govialtai aimag, Tseel soum |
| | | | Minerals Exploring | XV-013597 | 82,136 | 22/04/2008 | Govialtai aimag, Bugat, Tseel, Altai, Tugrug soum |
| | | | Minerals Exploring | XV-013598 | 183,145 | 22/04/2008 | Govialtai aimag, Altai soum |
| 184 | MPHCL LLC | | Minerals Exploring | XV-013599 | 11,312 | 22/04/2008 | Khovd aimag, Darvi soum |
| | | | | | | | |
| 185 | MCGT LLC | Coal | Minerals Extracting | MV-014492 | 272 | 01/12/2008 | Dornogovi aimag, Dalanjargalan soum |

| No. | Company | Type of minerals/products | Licence type | Licence reference | Area (ha) | Granted | Location |
|-----|--------------------------------|---------------------------|---------------------|-------------------|-----------|------------|--|
| 186 | MCTT LLC | Coal | Minerals Extracting | MV-012474 | 947 | 29/05/2007 | Uvs aimag, Bukhmurun soum |
| | | | Minerals Exploring | XV-008596 | 609 | 15/10/2004 | Dornogovi aimag, Dalanjargalan soum |
| | | Fluoride | Minerals Extracting | MV-012162 | 50 | 02/11/2006 | Dundgovi aimag, Bayanjargalan soum |
| | | | Minerals Extracting | MV-012605 | 314 | 01/08/2007 | Dornogovi aimag, airag soum |
| 187 | MMRI LLC | Gold | Minerals Extracting | MV-017083 | 573 | 20/07/2012 | Bayankhongor aimag, Bumbugur soum |
| | | | Minerals Extracting | MV-017084 | 143 | 20/07/2012 | Bayankhongor aimag, Bumbugur soum |
| | | | Minerals Extracting | MV-017092 | 794 | 02/08/2012 | Bayankhongor aimag, Bumbugur soum |
| | | | Minerals Extracting | MV-017114 | 2,553 | 18/08/2012 | Bayankhongor aimag, Bumbugur soum |
| | | | Minerals Extracting | MV-017237 | 487 | 19/12/2012 | Bayankhongor aimag, Bumbugur soum |
| | | | Minerals Exploring | XV-015139 | 9,547 | 16/09/2009 | Bayankhongor aimag, Bumbugur soum |
| 188 | Emeelt Mining LLC | | Minerals Exploring | XV-004969 | 6,751 | 06/10/2012 | Dornod aimag, Dashbalbar, Bayandun, Sereglen soum |
| | | | Minerals Exploring | XV-007665 | 7,254 | 06/10/2004 | Dornod aimag, Bayandun soum |
| 189 | NPI LLC | | | | | | |
| 190 | Energy resource LLC | Coal | Minerals Extracting | MV-011952 | 2,962 | 29/08/2006 | Umnugovi aimag, Tsogtsutsii soum, Ukhoo khudag |
| 191 | Erdene Mongol LLC | | Minerals Exploring | XV-016956 | 4,668 | 11/12/2009 | BayanKHongor aimag, Bayanundur, Shinejinst soum |
| | | | Minerals Exploring | XV-015356 | 62,101 | 11/12/2009 | BayanKHongor aimag, Bayanundur, Shinejinst soum |
| | | | Minerals Exploring | XV-015238 | 41,561 | 04/11/2009 | Govi-Altai aimag, Erdene soum |
| | | | Minerals Exploring | XV-015569 | 19,936 | 14/04/2010 | BayanKHongor aimag, Bayanundur, Shinejinst soum |
| 192 | Erdenedalai Coal LLC | | Minerals Exploring | XV-010958 | 87,039 | 16/12/2005 | Dundgovi aimag, Erdenedalai soum |
| | | | Minerals Exploring | XV-010960 | 13,098 | 16/12/2005 | Dundgovi aimag, Erdenedalai soum |
| 193 | Erdenejas LLC | | Minerals Exploring | XV-004311 | 2,297 | 17/02/2012 | Tuw aimag, Bayan Unjuul soum |
| | | | Minerals Exploring | XV-009392 | 5,140 | 09/03/2005 | Tuw aimag, Bayan Unjuul soum |
| | | | Minerals Exploring | XV-012391 | 861 | 09/03/2005 | Tuw aimag, Bayan Unjuul soum |
| | | | Minerals Exploring | XV-012392 | 5,372 | 09/03/2005 | Tuw aimag, Bayan Unjuul soum |
| | | | Minerals Exploring | XV-012394 | 14,373 | 09/03/2005 | Tuw aimag, Bayan Unjuul soum |
| | | | Minerals Exploring | XV-007973 | 2,354 | 23/07/2004 | Tuw aimag, Bayan Unjuul soum |
| | | | Minerals Exploring | XV-008061 | 4,739 | 03/08/2004 | Dundgovi aimag, Delgertsogt soum |
| | | | Minerals Exploring | XV-004787 | 9,940 | 28/08/2002 | Tuw aimag, Buren, Adaatsag soum |
| | | | Minerals Exploring | XV-004789 | 7,095 | 28/08/2002 | Tuw aimag, Buren soum, Dundgovi aimag Erdenedalai soum |
| | | | Minerals Exploring | XV-006668 | 16,227 | 18/12/2003 | Bayan Ulgii aimag, sagsai, Bugat soum |
| 194 | Erdenes MGL LLC | Coal | Minerals Extracting | MV-013311 | 2,784 | 27/02/2008 | Govisumber aimag, Shiveegovi soum |
| | | | Minerals Extracting | MV-013312 | 1,239 | 27/02/2008 | Govisumber aimag, Shiveegovi soum |
| | | | Minerals Extracting | MV-013313 | 270 | 27/02/2008 | Govisumber aimag, Shiveegovi soum |
| 195 | Erdenes Tavan Tolgoi LLC | Coal | Minerals Extracting | MV-011943 | 2,036 | 28/08/2006 | Umnugovi aimag, Tsogtsutsii soum |
| | | | Minerals Extracting | MV-016883 | 700 | 29/08/2006 | Umnugovi aimag, Tsogtsutsii soum |
| 196 | Erdenet mining corporation LLC | Copper | Minerals Extracting | MV-000011 | 2,552 | 06/04/1996 | Orkhon aimag, BayanUndur soum, |
| | | | Minerals Exploring | XV-002605 | 55,567 | 15/09/2000 | Bulga bugat, Orkhon, Baruun Erdenet-4 |

| No. | Company | Type of minerals/products | Licence type | Licence reference | Area (ha) | Granted | Location |
|-----|-------------------------|---------------------------|---------------------|-------------------|-----------|------------|--|
| | | | Minerals Exploring | XV-002607 | 67,301 | 15/09/2000 | Bulga bugat,Orkhon, Saikhan, Baruun Erdene-6 |
| | | | Minerals Exploring | XV-002606 | 35,822 | 15/09/2000 | Bulga bugat,Orkhon, Baruun Erdenet-5 |
| | | | Minerals Exploring | XV-002602 | 53,260 | 15/09/2000 | Bulga bugat,Orkhon, Baruun Erdenet-4 |
| | | | Minerals Exploring | XV-002604 | 171,405 | 15/09/2000 | Bulga bugat,Orkhon, Saikhan, Baruun Erdene-2 |
| 197 | Erel LLC | Limestone | Minerals Extracting | MV-000294 | 40 | 18/05/1995 | Darkhan Uul aimag, Khongor soum |
| | | Limestone | Minerals Extracting | MV-000394 | 4 | 18/05/1995 | Darkhan Uul aimag, Darkhan soum |
| | | Gypsum | Minerals Extracting | MV-000169 | 51 | 25/08/1995 | Dundgovi aimag, Saikhandulaan soum |
| | | Gypsum | Minerals Extracting | MV-000293 | 16 | 14/03/1996 | Dundgovi aimag, Saikhandulaan soum |
| | | Gypsum | Minerals Extracting | MV-001774 | 103 | 23/07/1999 | Dornogovi aimag, dalanjargalan soum |
| 198 | SBF LLC | Gold | Minerals Extracting | MV-016718 | 76 | 18/12/1995 | Tuw aimag, Zaamar soum |
| 199 | ESTO LLC | Gravel | Minerals Extracting | MV-016880 | 56 | 10/07/2011 | Ulaanbaatar, Khan-Uul duureg |
| 200 | Universal Resources LLC | | Minerals Exploring | XV-012253 | 26,332 | 28/11/2006 | Bayankhongor soum, Bayangovi soum |

Annex 5: Implementation of international standards on accounting and auditing for the extractive companies

| No. | Company | Reporting template certified by an auditor | Using International Accounting Standards (IASs) | Audited according to International Standard on Auditing (ISAs) | Auditing firm name | Audit opinion on 2012 financial statements | Comments |
|-----|-----------------------------|--|---|--|-------------------------------|--|---|
| 1 | Avdar Bayan LLC | No | Yes | Yes | Misheel od Audit | Unqualified | |
| 2 | AGM Mining LLC | No | Yes | Yes | Od burtgel Audit | Unqualified | |
| 3 | Adamas Mining LLC | No | Yes | Yes | Medeelel Audit | Unqualified | |
| 4 | Adil-Och LLC | No | Yes | Yes | Unistar Audit | Unqualified | |
| 5 | Aduunchuluun JSC | No | Yes | Yes | New capital tentsel Audit | Unqualified | |
| 6 | Asiagold Mongolia LLC | No | Yes | Yes | PWC Audit | Unqualified | |
| 7 | Altain Khuder LLC | No | Yes | Yes | Ernst Young Mongolia Audit | Unqualified | |
| 8 | Altan Dornod Mongol LLC | No | | | | | In progress of Auditing by Ulaanbaatar Audit Corporation, have not yet concluded Audit opinion. |
| 9 | Altanrio Mongolia LLC | No | Yes | Yes | Dalaivan Audit | Unqualified | |
| 10 | And Survey LLC | No | | | | | The amount of balance sheet is not required mandatory Auditing |
| 11 | Andiin Ilch LLC | No | Yes | Yes | Batlamj Audit | Unqualified | |
| 12 | Anian Resources LLC | No | Yes | Yes | Sevillia Audit | Unqualified | |
| 13 | Ankhai-International LLC | No | Yes | Yes | Dulguun khairkhan Uul Audit | Unqualified | |
| 14 | AUM LLC | No | Yes | Yes | Ulaanbaatar Audit Corporation | Unqualified | |
| 15 | Baganuur JSC | No | Yes | Yes | Medeelel Audit | Unqualified | |
| 16 | Badmaarag Khash LLC | No | Yes | Yes | Acpar Audit | Unqualified | |
| 17 | Batu Mining Mongolia LLC | No | Yes | Yes | Sitiko Audit | Unqualified | |
| 18 | Bayalag Ord LLC | No | | | | | was not audited |
| 19 | Bayan-Erch LLC | No | Yes | Yes | Laien Audit | Qualified | |
| 20 | Bayan Airag Exploration LLC | No | Yes | Yes | Dulguun khairkhan Uul Audit | Unqualified | |
| 21 | Bayantegsh Impex LLC | No | Yes | Yes | Relanens Security Audit | Unqualified | |
| 22 | Bayanteeg JSC | No | Yes | Yes | National Audit | Unqualified | |
| 23 | BDBL LLC | No | | | | N/C (not communicated) | |
| 24 | BCMM LLC | No | Yes | Yes | ZTSN Audit | Unqualified | |
| 25 | BHM LLC | No | Yes | Yes | Activ Audit | Unqualified | |
| 26 | Bilguuntrade LLC | No | Yes | Yes | Enur Audit | Unqualified | |
| 27 | Blake Mount Mining LLC | No | | | | N/C (not communicated) | |
| 28 | Bold Tumor Eruu Gol LLC | No | Yes | Yes | Activ Audit | Unqualified | |
| 29 | Boroo Gold LLC | No | Yes | Yes | KPMG Mongolia Audit | Unqualified | |
| 30 | Bridge Construction LLC | No | Yes | Yes | Panter midland Audit | Qualified | |

| No. | Company | Reporting template certified by an auditor | Using International Accounting Standards (IASS) | Audited according to International Standard on Auditing (ISAs) | Auditing firm name | Audit opinion on 2012 financial statements | Comments |
|-----|---------------------------------|--|---|--|-------------------------------|--|--|
| 31 | Broad LLC | No | | | | | In progress of Auditing by Ernst Young, have not yet concluded an audit opinion. |
| 32 | Bud Undram LLC | No | Yes | Yes | Dulguun khairkhan Uul Audit | Unqualified | |
| 33 | Bulgan Gangat LLC | No | | | Partner Midland Audit | Unqualified | |
| 34 | Bumbat Resources LLC | No | | | Sevillia Audit | Unqualified | |
| 35 | Bumbat LLC | No | | | | | In progress of Auditing by Ulaanbaatar Audit Corporation, have not yet concluded an audit opinion. |
| 36 | Berkh-Uul LLC | No | Yes | Yes | Ernst Young Mongolia Audit | Qualified | |
| 37 | Berkh Resources LLC | No | | | | | In progress of Auditing by Line Audit, have not yet concluded an audit opinion. |
| 38 | Beren Group LLC | No | Yes | Yes | Golden page Audit | Unqualified | |
| 39 | Beren Mining LLC | No | Yes | Yes | Golden page Audit | Unqualified | |
| 40 | Vantage LLC | No | Yes | Yes | Bayantashaagiin ekh Audit | Unqualified | |
| 41 | Voyager Gold LLC | No | Yes | Yes | Ulaanbaatar Audit Corporation | Unqualified | |
| 42 | Galaxy Mining Mongolia | No | Yes | Yes | Dividence Audit | Unqualified | |
| 43 | Gan-Ikh LLC | No | Yes | Yes | Bayn Tashaagiin Ekh Audit | Unqualified | |
| 44 | Gatsuurt LLC | No | Yes | Yes | Sevillia Audit | Unqualified | |
| 45 | GBNB LLC | No | Yes | Yes | Sevillia Audit | Unqualified | |
| 46 | Geosan LLC | No | Yes | Yes | BDO Audit | Unqualified | |
| 47 | Gobi Coal and Energy LLC | No | Yes | Yes | Sevillia Audit | Unqualified | |
| 48 | Gobi Exploration LLC | No | Yes | Yes | Medeelel Audit | Unqualified | |
| 49 | Gobi Energy Partners LLC | No | Yes | Yes | Ernst Young Mongolia Audit | Unqualified | |
| 50 | Golden Cross LLC | No | Yes | Yes | Niislel Urguu Audit | Unqualified | |
| 51 | Golden Sea Petroleum LLC | No | | | | N/C (not communicated) | |
| 52 | Grand Montana Mining LLC | No | Yes | Yes | I J A H Audit | Unqualified | |
| 53 | Gurvan Tukhum LLC | No | Yes | Yes | Medeelel Audit | Unqualified | |
| 54 | Darkhan Bor Khujir LLC | No | Yes | Yes | Monsda Audit | Unqualified | |
| 55 | Darkhan Tumurlugiin Uildver JSC | No | Yes | Yes | B and C Audit | Unqualified | |
| 56 | Darkhan Shar Burd LLC | No | Yes | Yes | Citico Audit | Unqualified | |
| 57 | Datsan Trade LLC | No | Yes | Yes | Activ Audit | Unqualified | |
| 58 | Dongsheng Petroleum LLC | No | | | | N/C (not communicated) | |
| 59 | Duchin Delgerekh LLC | No | Yes | Yes | Relanens Security Audit | Unqualified | |
| 60 | Dun Yuan LLC | No | Yes | Yes | ZTSN Audit | Unqualified | |
| 61 | Dun-Erdene LLC | No | Yes | Yes | Balkhan Audit | Unqualified | |

| No. | Company | Reporting template certified by an auditor | Using International Accounting Standards (IASs) | Audited according to International Standard on Auditing (ISAs) | Auditing firm name | Audit opinion on 2012 financial statements | Comments |
|-----|----------------------------|--|---|--|-------------------------------|--|------------------|
| 62 | DUN LI LLC | No | Yes | Yes | Citico Audit | Unqualified | |
| 63 | Jado Zambala LLC | No | | | | N/C (not communicated) | |
| 64 | Jinghua Ord LLC | No | Yes | Yes | Partner Midland Audit | Unqualified | |
| 65 | Jotoin Bajuuna LLC | No | Yes | Yes | Medeelel Audit | Unqualified | |
| 66 | Jun Yuan LLC | No | Yes | Yes | Monsda Audit | Unqualified | |
| 67 | Zanadu Copper Mongolia LLC | No | Yes | Yes | Bayn Tashaagiin Ekh Audit | Unqualified | |
| 68 | Zaraya Holdings LLC | No | Yes | Yes | Sevillia Audit | Unqualified | |
| 69 | Zhu Yu E LLC | No | Yes | Yes | New Balanc Audit | Unqualified | |
| 70 | Zon Hen Yun Tian LLC | No | Yes | Yes | Od burtgel Audit | Unqualified | |
| 71 | Zuun Naiman Suvraga LLC | No | Yes | Yes | S M Audit | Unqualified | |
| 72 | Ing Hu LLC | No | Yes | Yes | ZTSN Audit | Unqualified | |
| 73 | Ikh Gobi Energy LLC | No | Yes | Yes | Ikh nayad Audit | Qualified | |
| 74 | Ikh Tokhoirol LLC | No | Yes | Yes | Dulguun khairkhan Uul Audit | Unqualified | |
| 75 | Casiop Contact LLC | No | Yes | Yes | New capital tentsel Audit | Unqualified | |
| 76 | Catcorp Mongolia LLC | No | Yes | Yes | Deloitt Onch Audit | Unqualified | |
| 77 | Kojegobi LLC | No | Yes | Yes | Deloitt Onch Audit | Unqualified | |
| 78 | KVP LLC | No | Yes | Yes | Golden page Audit | Unqualified | |
| 79 | Lutchuluu LLC | No | Yes | Yes | Oyu Erdem Audit | Qualified | |
| 80 | Magnai Trade LLC | No | Yes | Yes | Ernst Young Mongolia Audit | Unqualified | |
| 81 | Max Impex LLC | No | Yes | Yes | Batalгаа Audit | Unqualified | |
| 82 | Mandal-Altai Group LLC | No | Yes | Yes | Dulguunkhairkhan Uul Audit | Unqualified | |
| 83 | MARCO POLO LLC | No | Yes | Yes | Batalгаа Audit | Unqualified | |
| 84 | Mon En Ko LLC | No | Yes | Yes | CNM Audit | Unqualified | |
| 85 | Mogol International LLC | No | | | | | not communicated |
| 86 | Monvolfram LLC | No | | | | | |
| 87 | Mongol Altai Resources LLC | No | Yes | Yes | Deloit onch Audit | Unqualified | |
| 88 | Mongol Gazar LLC | No | Yes | Yes | Coordinate Audit | Unqualified | |
| 89 | Mongol Metal Mining LLC | No | | | | | was not audited |
| 90 | Mongolbulgar Geo LLC | No | | | | | not communicated |
| 91 | Mongolrustsvetmet LLC | No | Yes | Yes | Suld Audit | Unqualified | |
| 92 | Mongol Czech Metall LLC | No | Yes | Yes | Ted Od Audit | Unqualified | |
| 93 | Mongolyn Alt Mak LLC | No | Yes | Yes | PWC Audit | Unqualified | |
| 94 | Mondulaan Trade LLC | No | Yes | Yes | Ulaanbaatar Audit Corporation | Unqualified | |
| 95 | Monlaa LLC | No | Yes | Yes | Relanens Security Audit | Unqualified | |
| 96 | Monpolimet LLC | No | Yes | Yes | Medeelel Audit | Unqualified | |
| 97 | Munkh Noyon Suvarga LLC | No | Yes | Yes | PWC Audit | Unqualified | |
| 98 | NABD LLC | No | | | | | not communicated |

| No. | Company | Reporting template certified by an auditor | Using International Accounting Standards (IASS) | Audited according to International Standard on Auditing (ISAs) | Auditing firm name | Audit opinion on 2012 financial statements | Comments |
|-----|---|--|---|--|----------------------------|--|--|
| 99 | Narantuul Trade LLC | No | | | | | Not communicated since the fire in Narantuul market |
| 100 | NK LLC | No | Yes | Yes | Suld Audit | Unqualified | |
| 101 | Northwind LLC | No | Yes | Yes | Batalgaat Onosh Audit | Unqualified | |
| 102 | Odod Gold LLC | No | Yes | Yes | Od Burtgel | Unqualified | |
| 103 | Olova LLC | No | Yes | Yes | Inter Audit | Unqualified | |
| 104 | Olon Ovoot Gold LLC | No | | | | | dialled 13 times but unable to communicate |
| 105 | ONTRE LLC | No | Yes | Yes | Enur Audit | Unqualified | |
| 106 | Ord Talst LLC | No | Yes | Yes | Fiscal Audit | Unqualified | |
| 107 | Orchlon Construction LLC | No | Yes | Yes | Standart Dugnelt Audit | Unqualified | |
| 108 | Ochir Tuv LLC | No | Yes | Yes | Dalavan Audit | Unqualified | |
| 109 | Ochir-Undraa LLC | No | Yes | Yes | Khuleg khunnu Audit | Unqualified | |
| 110 | Oyu Tolgoi LLC | No | Yes | Yes | PWC Audit | | did not conclude an opinion |
| 111 | Urmun-Uul LLC | No | Yes | Yes | Enich Audit | Unqualified | |
| 112 | OGCHL LLC | No | Yes | Yes | CNM Audit | Unqualified | |
| 113 | Petro Matad LLC | No | Yes | Yes | Deloitte Onch Audit | Unqualified | |
| 114 | Petro China Dachin Tamsag LLC | No | Yes | Yes | Enur Audit | Unqualified | Only audited office of Petrochina Daching Tamsag in UB by Enur Audit |
| 115 | Poloresources - Peabody Winsway Resources | No | Yes | Yes | KPMG Mongolia Audit | Unqualified | |
| 116 | Reservoir Moly Mongolia LLC | Yes | Yes | Yes | Accruet Finance Audit | Unqualified | |
| 117 | Reo LLC | No | Yes | Yes | Bayan Tashaagiin Eh Audit | Unqualified | |
| 118 | Redhill Mongolia LLC | No | Yes | Yes | Ernst Young Mongolia Audit | Unqualified | |
| 119 | Samton Morris LLC | No | Yes | Yes | Oyu Erdem Audit | Unqualified | |
| 120 | Sansaryn Geology Khaiguul LLC | No | Yes | Yes | Suld Audit | Qualified | |
| 121 | South Gobi Blake Gold LLC | No | Yes | Yes | Khulegt Khunnu Audit | Unqualified | |
| 122 | Southgobi Sands LLC | No | Yes | Yes | PWC Audit | Unqualified | |
| 123 | Centerra Gold Mongolia LLC | No | Yes | Yes | Panther midland Audit | Unqualified | |
| 124 | COAL LLC | No | Yes | Yes | Best fortuna Audit | Unqualified | |
| 125 | CCM LLC | No | Yes | Yes | Ulziit account Audit | Unqualified | |
| 126 | CMKI LLC | No | | | | N/C (not communicated) | |
| 127 | Sonor Trade LLC | No | Yes | Yes | SMD Audit | Unqualified | |
| 128 | Suuri LLC | No | Yes | Yes | Medeelel Audit | Unqualified | |
| 129 | Seruun Selbe LLC | No | Yes | Yes | Ted Audit | Unqualified | |
| 130 | Tavan Tolgoi Trans LLC | No | Yes | Yes | Relanens Security Audit | Unqualified | |

| No. | Company | Reporting template certified by an auditor | Using International Accounting Standards (IASS) | Audited according to International Standard on Auditing (ISAs) | Auditing firm name | Audit opinion on 2012 financial statements | Comments |
|-----|------------------------------|--|---|--|-------------------------------|--|-----------------|
| 131 | Tavantolgoi JSC | No | | | | N/C (not communicated) | |
| 132 | Taliin Shigtgee LLC | No | Yes | Yes | Od burtgel Audit | Unqualified | |
| 133 | Terra Energy LLC | No | Yes | Yes | Ernst Young Mongolia Audit | Unqualified | |
| 134 | TBE LLC | No | Yes | Yes | Acpar Audit | Unqualified | |
| 135 | Tegshplant LLC | No | Yes | Yes | Panter midland Audit | Unqualified | |
| 136 | Ten Khun LLC | No | Yes | Yes | Batalгаа Audit | Unqualified | |
| 137 | Teso LLC | No | Yes | Yes | Demuur Audit | Unqualified | |
| 138 | Tefis Mining LLC | No | | | | N/C (not communicated) | |
| 139 | Ulzgol LLC | No | Yes | Yes | Ih Nayad Audit | Unqualified | |
| 140 | Uugan Ilch LLC | No | Yes | Yes | Sed od Audit | Unqualified | |
| 141 | Uuls Zaamar LLC | No | Yes | Yes | Bayan Sagsai Audit | Unqualified | |
| 142 | Focus Metal Mining LLC | No | Yes | Yes | | | was not audited |
| 143 | Freegood Erin LLC | No | Yes | Yes | Bodit Burtgel Audit | Unqualified | |
| 144 | Fenchun International LLC | No | Yes | Yes | Lion Audit | Qualified | |
| 145 | Khangad Exploration LLC | No | Yes | Yes | BDO Audit | | |
| 146 | Khangi Prospecting LLC | No | Yes | Yes | IJAH Audit | Unqualified | |
| 147 | Khangi Khuder LLC | No | | | | N/C (not communicated) | |
| 148 | Khartarvagatai JSC | No | Yes | Yes | San Audit | Unqualified | |
| 149 | Kharanga Khuder LLC | No | Yes | Yes | Ulaanbaatar Audit Corporation | Unqualified | |
| 150 | Hera Investment LLC | No | Yes | Yes | Standart Dugnelt Audit | Unqualified | |
| 151 | Khongor Khangain Erdenes LLC | No | Yes | Yes | Coordinate Audit | Unqualified | |
| 152 | Khotgor Shanaga LLC | No | Yes | Yes | S M Audit | Unqualified | |
| 153 | Khukh Tur LLC | No | Yes | Yes | Acpar Audit | Unqualified | |
| 154 | Huadi Kuonyez LLC | No | Yes | Yes | Ted Audit | Unqualified | |
| 155 | Khurgatai Khaikhan LLC | No | Yes | Yes | Deloitte Onch Audit | Unqualified | |
| 156 | Khureedel LLC | No | Yes | Yes | Monstar audit | Unqualified | |
| 157 | Khuslemj LLC | No | Yes | Yes | San arvich Audit | Unqualified | |
| 158 | Kheltrege LLC | No | | | | | was not audited |
| 159 | Tsairtmineral LLC | No | Yes | Yes | Panter midland Audit | Unqualified | |
| 160 | Cement & Lime JSC | No | | | | N/C (not communicated) | |
| 161 | Central Asian Cement LLC | No | Yes | Yes | Ernst Young Mongolia Audit | Unqualified | |
| 162 | Central Asia Mining LLC | No | Yes | Yes | Ted Audit | Unqualified | |
| 163 | Tsevdeg LLC | No | Yes | Yes | New balance Audit | Unqualified | |
| 164 | Tsengeg-Orog LLC | No | Yes | Yes | B and C Audit | Unqualified | |

| No. | Company | Reporting template certified by an auditor | Using International Accounting Standards (IASS) | Audited according to International Standard on Auditing (ISAs) | Auditing firm name | Audit opinion on 2012 financial statements | Comments |
|-----|---------------------------------|--|---|--|-------------------------------|--|---|
| 165 | Tsetsens Mining and Energy LLC | No | Yes | Yes | Coordinate Audit | Unqualified | |
| 166 | Chandmani Tal LLC | No | Yes | Yes | New capital tentsel Audit | Unqualified | |
| 167 | Chinkhua MAK Nariin Sukhait LLC | No | Yes | Yes | Confidance Audit | Unqualified | |
| 168 | Shanlun LLC | No | Yes | Yes | New capital tentsel Audit | Unqualified | |
| 169 | Shanjin Ord LLC | No | Yes | Yes | Ulziit account Audit | Unqualified | |
| 170 | Shar Narst LLC | No | Yes | Yes | SMD Audit | Unqualified | |
| 171 | Shariin Gol JSC | No | Yes | Yes | Ernst Young Mongolia Audit | Unqualified | |
| 172 | Shengangyuntun LLC | No | Yes | Yes | SMD Audit | Unqualified | |
| 173 | Shivee Ovoo JSC | No | Yes | Yes | Balkhan Audit | Qualified | |
| 174 | Shin Shin LLC | No | Yes | Yes | New capital tentsel Audit | Unqualified | |
| 175 | Shine Asia Mining Group LLC | No | Yes | Yes | Acpar Audit | Unqualified | |
| 176 | Shine Ilion Nen Yuan LLC | No | Yes | Yes | Suld Audit | Unqualified | |
| 177 | Shine Longda LLC | No | Yes | Yes | I J A H Audit | Unqualified | |
| 178 | Shine Shivee LLC | No | Yes | Yes | Price water cooperhouse Audit | Unqualified | |
| 179 | Sheiman LLC | No | Yes | Yes | Deloitte Onch Audit | Unqualified | |
| 180 | Ejbalei LLC | No | Yes | Yes | Od burtgel Audit | Unqualified | |
| 181 | APEXPRO LLC | No | Yes | Yes | Od burtgel Audit | Unqualified | |
| 182 | HMMB LLC | No | Yes | Yes | I J A H Audit | Unqualified | |
| 183 | MJB LLC | No | Yes | Yes | Acpar Audit | Unqualified | |
| 184 | MPHCL LLC | No | Yes | Yes | C N M Audit | Unqualified | |
| 185 | MCGT LLC | No | | | | N/C (not communicated) | |
| 186 | MCTT LLC | No | Yes | Yes | S G M D Audit | | |
| 187 | MMRI LLC | No | | | | N/C (not communicated) | |
| 188 | Emeelt Mines LLC | No | Yes | Yes | Ulaanbaatar Audit Corporation | Unqualified | |
| 189 | NPI LLC | No | Yes | Yes | Suld Audit | Qualified | |
| 190 | Energy Resource LLC | No | Yes | Yes | KPMG Mongolia Audit | | |
| 191 | Erdene Mongol LLC | No | Yes | Yes | Sevillia Audit | Unqualified | |
| 192 | Erdenedalai Coal LLC | No | Yes | Yes | Coordinate Audit | | |
| 193 | Erdenejas LLC | No | Yes | Yes | Suld Audit | Unqualified | |
| 194 | Erdenes MGL LLC | No | Yes | Yes | Medeeler Audit | Unqualified | |
| 195 | Erdenes Tavan Tolgoi JSC | No | Yes | Yes | Itgelt Audit | Qualified | |
| 196 | Erdenet Mining Corporation LLC | No | Yes | Yes | KPMG Mongolia Audit | | |
| 197 | Erel Cement LLC | No | Yes | Yes | | | Previous accountant told that the company was audited but new accountant doesnot know and could not find any auditors report. |

| No. | Company | Reporting template certified by an auditor | Using International Accounting Standards (IASS) | Audited according to International Standard on Auditing (ISAs) | Auditing firm name | Audit opinion on 2012 financial statements | Comments |
|-----|-------------------------|--|---|--|--------------------|--|----------|
| 198 | SBF LLC | No | Yes | Yes | Suld Audit | Unqualified | |
| 199 | ESTO LLC | No | Yes | Yes | Dalaivan Audit | Qualified | |
| 200 | Universal Resources LLC | No | Yes | Yes | San arvich Audit | Unqualified | |

Annex 6: Detail of taxes, fees and other payments made by the extractive companies to the Local Budget

| Recipients | Real estate tax | Tax on vehicles and self-moving mechanisms | Land fee | Fee for water use | Fee for use of mineral resources of wide spread | Workplace payment of foreign specialist and labour force | Received assistance in according to Product sharing agreement | Dividend on Local State Property | Penalty | Compensation | Contribution at rate of 50% to Environment protection expense to the Special Account | Other | Total |
|---|-----------------|--|-----------|-------------------|---|--|---|----------------------------------|------------|--------------|--|-----------|-------------------|
| Umnugobi aimag | 432,503 | 249,256 | 2,761,718 | 269,888 | 3,295,549 | | | 33,000,000 | 1,049,105 | 1,000,000 | 35,072 | 7,392,512 | 49,485,603 |
| Mongolian Tax Authority | | | | | | | | | 13,913,195 | | | | 13,913,195 |
| Orkhon aimag | 2,657,601 | 56,341 | 7,758,621 | 170 | 2,317 | | | | | | | | 10,475,050 |
| Bulgan aimag | 212 | 1,648 | 16,012 | 6,850,428 | | | | | | | 5,000 | | 6,873,300 |
| Social Welfare and Labor Department | | | | | | 3,338,929 | | | | | | | 3,338,929 |
| Ministry of Environment and Green Development | | | | | | | | | | | 1,731,933 | | 1,731,933 |
| Selenge aimag | 432,651 | 49,827 | 127,108 | 290,334 | 220 | | | | 432 | | 2,600 | 183 | 903,355 |
| Tuv aimag | 7,767 | 19,352 | 366,453 | 282,245 | 56,841 | | | | 10,175 | | 8,350 | | 751,183 |
| Baganuur district | 107,415 | 16,382 | 253,423 | 143,874 | | | | | | | | | 521,094 |
| Sukhbaatar aimag | 221,710 | 9,473 | 9,188 | 199,618 | 42,000 | | | | | | 18,475 | | 500,464 |
| Khentii aimag | 42,770 | 15,948 | 28,012 | 126,635 | 254,309 | | | | 1,000 | | 22,583 | | 491,257 |
| Darkhan-Uul aimag | 74,485 | 51,597 | 72,257 | 33,508 | 36,438 | | | | 74,611 | 133,386 | 5,775 | | 482,057 |
| Dornogobi aimag | 16,552 | 1,806 | 70,045 | 19,656 | | | 131,579 | | 3,610 | | 147,387 | | 390,635 |
| Uvurkhangai aimag | | 1,082 | 8,524 | 45,713 | | | | | | | 324,775 | | 380,094 |
| Bayanzurkh district | 38,365 | 279,856 | 10,757 | | | | | | 47,677 | | | | 376,655 |
| Gobisumber aimag | 102,948 | 1,774 | 6,469 | 226,670 | | | | | 26,247 | | 6,000 | | 370,108 |
| Dornod aimag | 41,798 | 10,187 | 69,303 | 126,377 | 1,130 | | | | 8,400 | | 56,519 | | 313,714 |
| Gobi-Altai aimag | 23,115 | 106,392 | 34,202 | 56,214 | 26,474 | | 8,530 | 1,792 | 1,181 | | 28,700 | 13,883 | 300,483 |
| Sukhbaatar district | 53,429 | 143,974 | | | | | | | 65,368 | | | | 262,771 |
| Bayankhongor aimag | 1,072 | 3,270 | 59,640 | 35,341 | | | 6,782 | | 13,917 | | 3,350 | | 123,372 |
| Khan-Uul district | 87,253 | 13,979 | 300 | | 6,512 | | | | 1,203 | | | | 109,247 |
| Khovd aimag | 21,921 | 1,137 | 44,304 | 8,668 | 9,400 | | | | 1,000 | | 19,100 | | 105,530 |
| Dundgobi aimag | 495 | 3,980 | 37,998 | 16,338 | 500 | | | | 21,454 | | 8,030 | | 88,795 |
| Chingeltei district | 19,040 | 38,013 | 500 | | | | | | 19,170 | | | | 76,723 |
| Bayangol district | 18,035 | 31,047 | | | | | | | 26,057 | | | | 75,139 |
| Arkhangai aimag | 8,180 | 1,540 | 49,341 | 7,596 | | | | | | | 2,650 | | 69,307 |
| Zavkhan aimag | | | 3,700 | 24,761 | 16,262 | | | | 7,250 | | 7,250 | | 59,223 |
| Nalaikh district | 321 | 2,120 | 51,898 | 134 | | | | | | | | | 54,473 |

| Recipients | Real estate tax | Tax on vehicles and self-moving mechanisms | Land fee | Fee for water use | Fee for use of mineral resources of wide spread | Workplace payment of foreign specialist and labour force | Received assistance in according to Product sharing agreement | Dividend on Local State Property | Penalty | Compensation | Contribution at rate of 50% to Environment protection expense to the Special Account | Other | Total |
|-------------------------------------|------------------|--|-------------------|-------------------|---|--|---|----------------------------------|-------------------|------------------|--|------------------|-------------------|
| Capital Ulaanbaatar | | | 19,668 | | | | | | 31,221 | | | | 50,889 |
| Khuvsgul aimag | 14,399 | | | 25,409 | | | | | | | 7,625 | | 47,433 |
| Bayan-Ulgii aimag | | | 1,600 | 200 | | | | | | | 43,421 | | 45,221 |
| Uvs aimag | 8,614 | 2,189 | 5,371 | 1,040 | 580 | | | | | 764 | 22,100 | | 40,658 |
| Songinokhairkhan district | 5,925 | 16,252 | | | | | | | 2,243 | | | | 24,420 |
| State Specialized Inspection Agency | | | | | | | | | 8,793 | | | | 8,793 |
| Total | 4,438,576 | 1,128,422 | 11,866,412 | 8,790,817 | 3,748,532 | 3,338,929 | 146,891 | 33,001,792 | 15,333,309 | 1,134,150 | 2,506,695 | 7,406,578 | 92,841,103 |

Annex 7: Detail of donations and assistance made by extractive companies to state entities

| Recipients | Monetary donation and assistance received by Ministries and Agencies | Non-monetary donation and assistance received by Ministries and Agencies | Monetary donation and assistance paid to aimags and capital city | Non-monetary donation and assistance paid to aimags and capital city | Monetary donation and assistance paid to soums and districts | Non-monetary donation and assistance paid to soums and districts | Monetary donation and assistance paid to other entities | Non-monetary donation and assistance paid to other entities | Total |
|--|--|--|--|--|--|--|---|---|-----------|
| Ministry of Health | 5,540,693 | 155,335 | - | - | - | - | - | - | 5,696,028 |
| Umnugobi aimag | 70,953 | - | 10,000 | 693,817 | 106,017 | 2,860,682 | 115,861 | 5,929 | 3,863,259 |
| Khovd aimag | - | - | 1,000,000 | - | 132,750 | 302 | - | - | 1,133,052 |
| Selenge aimag | - | - | 700 | 5,500 | 1,119,584 | - | - | - | 1,125,784 |
| Sukhbaatar aimag | - | - | 506,100 | - | 123,841 | 17,324 | 46,400 | - | 693,665 |
| Gobi-Altai aimag | - | - | 5,000 | - | 56,168 | 279,196 | - | - | 340,364 |
| Dornod aimag | 500 | - | 71,984 | - | 59,832 | 106,689 | 32,950 | - | 271,955 |
| Dornogobi aimag | - | - | 9,000 | - | 228,233 | - | 2,500 | - | 239,733 |
| Bayankhongor aimag | - | - | 41,745 | 18,000 | 65,454 | 93,110 | 2,900 | - | 221,209 |
| Tuv aimag | - | - | 64,221 | - | 120,462 | 11,171 | 910 | - | 196,764 |
| Khuvsgul aimag | - | - | 175,000 | - | 17,116 | - | - | - | 192,116 |
| Other entities | 32,369 | 35,117 | - | - | 3,800 | - | 46,420 | - | 117,706 |
| Dundgobi aimag | - | - | 50,000 | - | 38,485 | 10,000 | - | - | 98,485 |
| Orkhon aimag | - | - | 50,000 | - | - | - | 16,500 | 968 | 67,468 |
| Mineral Resources Authority | 24,860 | 28,536 | - | - | - | - | - | - | 53,396 |
| Uvs aimag | - | - | - | - | 15,423 | 25,000 | 4,000 | - | 44,423 |
| Darkhan-Uul aimag | - | - | 300 | 1,955 | 35,000 | 400 | 5,000 | - | 42,655 |
| Khentii aimag | - | - | 13,166 | - | 11,540 | 250 | 3,300 | - | 28,256 |
| Uvurkhangai aimag | - | - | - | - | 12,000 | - | 6,000 | - | 18,000 |
| Bulgan aimag | - | - | - | - | 12,000 | - | - | - | 12,000 |
| Gobisumber aimag | - | - | - | - | 5,500 | 5,853 | - | - | 11,353 |
| State Property Committee | 11,178 | - | - | - | - | - | - | - | 11,178 |
| Mongolian University of Science and Technology | - | - | - | - | - | - | 10,000 | - | 10,000 |
| Ministry of Minerals and Energy | 7,233 | 1,000 | - | - | - | - | - | - | 8,233 |
| Institute of Archaeology | 7,900 | - | - | - | - | - | - | - | 7,900 |
| Bayan-Ulgii aimag | - | - | - | - | 6,421 | - | - | - | 6,421 |

| Recipients | Monetary donation and assistance received by Ministries and Agencies | Non-monetary donation and assistance received by Ministries and Agencies | Monetary donation and assistance paid to aimags and capital city | Non-monetary donation and assistance paid to aimags and capital city | Monetary donation and assistance paid to soums and districts | Non-monetary donation and assistance paid to soums and districts | Monetary donation and assistance paid to other entities | Non-monetary donation and assistance paid to other entities | Total |
|---|--|--|--|--|--|--|---|---|-------------------|
| Arkhangai aimag | - | - | - | - | - | - | 3,000 | - | 3,000 |
| Zavkhan aimag | - | - | 1,200 | - | 1,000 | - | - | - | 2,200 |
| Petroleum Authority | 2,000 | - | - | - | - | - | - | - | 2,000 |
| Ministry of Environment and Green Development | 273 | - | - | - | - | - | - | - | 273 |
| Total | 5,697,959 | 219,988 | 1,998,416 | 719,272 | 2,170,626 | 3,409,977 | 295,741 | 6,897 | 14,518,876 |

Annex 8: Implementation of the Mining Activity Plan by extractive company

| No. | Companies | License No. | Minerals | Earth removal (in thousand cubic meters) | | | Ore mining (in thousand cubic meters), ore deposit (in thousands.ton) | | | Ore processing (in thousand cubic meters), ore deposit (in thousands.ton) | | | Product output Au, Ag (kilograms), sand-(thousand cubic), Cu, Mo, Fe, Zn, W, Sn, Coal, Fluospar, Lime- (thousands.ton), Brick-(million.unit) | | | Sales of products- Au, Ag (kilograms), Sand, gravel (thousands meter cubic), Cu, Mo, Fe, Zn, W, Sn, Coal, fluospar, Lime (thousands.ton), Brick (million.units) | | |
|-----|----------------------|-------------------------------------|-------------------------|---|-----------|---------|--|----------|-----------|--|----------|-----------|---|----------|-----------|--|----------|-----------|
| | | | | Plan | Actual | Percent | Plan | Actual | Percent | Plan | Actual | Percent | Plan | Actual | Percent | Plan | Actual | Percent |
| 4 | Adil-Och | MV-006399 | Fluospar concentrate-75 | 115.00 | 40.00 | 34.78 | 0.08 | 15.50 | 19,375.00 | 0.06 | 15.50 | 25,833.33 | 0.03 | 6.70 | 22,333.33 | 0.03 | 11.40 | 38,000.00 |
| 5 | Aduunchuluun | MV-001389 | coal | 970.00 | 673.40 | 69.42 | - | - | - | - | - | - | 435.00 | 401.30 | 92.25 | 435.00 | 401.30 | 92.25 |
| 7 | Altain khuder | MV-013527 | Iron ore concentrate-60 | - | 3,813.31 | - | - | 4,550.67 | - | - | 3,545.78 | - | - | 1,640.01 | - | - | 1,571.95 | - |
| 7 | Altain khuder | MV-015377 | Iron ore concentrate | 8,302.80 | - | - | 8,863.20 | - | - | 8,863.20 | - | - | 4,166.40 | - | - | 4,166.40 | - | - |
| 8 | Altan domod mongol | MV-004411 | sand | 4,978.00 | 548.00 | 11.01 | 254.30 | - | - | 254.30 | - | - | 451.50 | - | - | - | - | - |
| 8 | Altan domod mongol | MV-005028 | gold | 8,199.00 | 4,230.90 | 51.60 | 330.10 | 129.60 | 39.26 | 330.10 | 129.60 | 39.26 | 1,101.90 | 379.60 | 34.45 | 1,101.90 | 379.60 | 34.45 |
| 8 | Altan domod mongol | MV-005028 | silver | - | - | - | - | - | - | - | - | - | 10.34 | - | - | - | - | - |
| 11 | Andiin ilch | MV-012307 | coal | 3,200.00 | 1,100.00 | 34.38 | - | - | - | - | - | - | 400.00 | 467.70 | 116.93 | 400.00 | 374.66 | 93.67 |
| 13 | Ankhai-International | MV-009515 | iron concentrate | 265.37 | 1,847.08 | 696.03 | 265.47 | 54.71 | 20.61 | 265.47 | 514.71 | 193.89 | 171.98 | 44.58 | 25.92 | 171.98 | 44.58 | 25.92 |
| 13 | Ankhai-International | MV-009515 | iron | - | 111.30 | - | - | 266.70 | - | - | 266.24 | - | - | 186.10 | - | - | 186.10 | - |
| 13 | Ankhai-International | MV-009516 | iron concentrate | 276.20 | - | - | 154.85 | - | - | 154.85 | - | - | 113.04 | - | - | 113.04 | - | - |
| 15 | Baganuur | MV-001371 MV-013630 MV-013631 | coal | 15,700.00 | 15,259.80 | 97.20 | - | - | - | - | - | - | 3,300.00 | 3,541.60 | 107.32 | 3,300.00 | 3,541.60 | 107.32 |
| 16 | Badmaarag khash | MV-016679 | coal | 1,659.60 | 514.62 | 31.01 | - | - | - | - | - | - | 538.60 | - | - | 538.60 | - | - |
| 18 | Bayalag ord | MV-000222 | coal | 40.00 | 45.00 | 112.50 | - | - | - | - | - | - | 25.00 | 30.10 | 120.40 | 25.00 | 30.10 | 120.40 |
| 21 | Bayantegsh impex | MV-003389 | Fluospar concentrate-75 | - | - | - | 4.60 | 0.70 | 15.28 | 4.60 | 2.00 | 43.48 | 3.33 | 1.50 | 45.05 | 3.33 | 1.90 | 57.06 |
| 21 | Bayantegsh impex | MV-012203 | Fluospar concentrate-75 | - | - | - | 10.60 | - | - | 10.60 | - | - | 2.97 | - | - | 2.97 | - | - |
| 21 | Bayantegsh impex | MV-003389 | Fluospar ore | - | - | - | - | - | - | - | - | - | 0.40 | - | - | - | 0.40 | - |
| 22 | Bayanteeg | MV-000367 | coal | 85.00 | - | - | 40.00 | - | - | - | - | - | - | - | - | - | - | - |
| 22 | Bayanteeg | MV-000367 | coal | 85.00 | 143.63 | 168.97 | - | - | - | - | - | - | 40.00 | 68.91 | 172.28 | 40.00 | 68.91 | 172.28 |
| 25 | BHM | MV-015331 | Composite metall | 24.00 | - | - | - | - | - | - | - | - | - | - | - | - | - | - |
| 28 | Boldtumur Eruu Gol | MV-008888 | iron ore | 12,490.20 | 7,440.69 | 59.57 | 5,947.71 | 3,975.72 | 66.84 | 5,947.71 | 3,970.18 | 66.75 | 4,000.00 | 3,654.67 | 91.37 | 4,000.00 | 3,480.43 | 87.01 |
| 29 | Boroo gold | MV-000198 | gold | 1,891.00 | 1,989.00 | 105.18 | 848.00 | 960.70 | 113.29 | 2,435.00 | 960.70 | 39.45 | 1,919.00 | 2,001.00 | 104.27 | - | 2,173.00 | - |
| 29 | Boroo gold | MV-000198 | gold | - | - | - | 916.30 | - | - | 916.30 | - | - | 195.71 | - | - | - | - | - |
| 29 | Boroo gold | MV-000198 | silver | - | - | - | - | - | - | - | - | - | 383.00 | - | - | - | 486.00 | - |
| 32 | Bud Undram | MV-016711 | gold | - | 22.77 | - | 30.80 | 20.46 | 66.43 | 30.80 | 20.46 | 66.43 | 26.90 | 19.03 | 70.75 | 26.90 | 20.64 | 76.74 |
| 32 | Bud Undram | MV-016711 | silver | - | - | - | - | - | - | - | - | - | 1.99 | - | - | - | 1.99 | - |
| 33 | Bulgan Gangat | MV-009305 | gold | 1.05 | 1,400.00 | 133,333 | 60.86 | 57.35 | 94.23 | 60.86 | 57.35 | 94.23 | 131.01 | 65.23 | 49.79 | 131.01 | 65.23 | 49.79 |
| 33 | Bulgan Gangat | MV-009305 | silver | - | - | - | - | - | - | - | - | - | 6.69 | - | - | - | 6.69 | - |
| 35 | Bumbat | MV-001788 | gold | 2,218.20 | 2,991.04 | 134.84 | 199.00 | 232.20 | 116.68 | 199.00 | 232.20 | 116.68 | 389.30 | 477.80 | 122.73 | 389.30 | 477.80 | 122.73 |
| 35 | Bumbat | MV-001788 | silver | - | - | - | - | - | - | - | - | - | 61.00 | - | - | - | 61.00 | - |
| 36 | Berkh-Uul | MV-000167 | gold | - | 0.75 | - | 9,310.00 | 1.46 | 0.02 | 9,310.00 | 1.46 | 0.02 | 2,000.00 | 0.32 | 0.02 | 2,000.00 | 0.32 | 0.02 |

| No. | Companies | License No. | Minerals | Earth removal (in thousand cubic meters) | | | Ore mining (in thousand cubic meters), ore deposit (in thousands.ton) | | | Ore processing (in thousand cubic meters), ore deposit (in thousands.ton) | | | Product output Au, Ag (kilograms), sand-(thousand cubic), Cu, Mo, Fe, Zn, W, Sn, Coal, Fluospar, Lime- (thousands.ton), Brick-(million.unit) | | | Sales of products- Au, Ag (kilograms), Sand, gravel (thousands meter cubic), Cu, Mo, Fe, Zn, W, Sn, Coal, fluospar, Lime (thousands.ton), Brick (million.units) | | |
|-----|----------------------------|---|---------------------|---|----------|---------|--|----------|---------|--|----------|---------|---|--------|---------|--|--------|---------|
| | | | | Plan | Actual | Percent | Plan | Actual | Percent | Plan | Actual | Percent | Plan | Actual | Percent | Plan | Actual | Percent |
| 36 | Berkh-Uul | MV-000167 | silver | - | - | - | - | - | - | - | - | - | 0.01 | - | - | 0.01 | - | |
| 36 | Berkh-Uul | MV-004590 | coal | 72.00 | 105.60 | 146.67 | - | - | - | - | - | - | 25.00 | 36.88 | 147.52 | 25.00 | 36.88 | 147.52 |
| 38 | Beren group | MV-009772 | iron concentrate | 210.00 | 50.00 | 23.81 | 500.00 | 30.00 | 6.00 | 131.31 | 15.77 | 12.01 | 256.39 | 13.56 | 5.29 | 256.39 | 13.56 | 5.29 |
| 44 | Gachuurt | MV-008998 | gold | 834.60 | 673.26 | 80.67 | 120.60 | 50.59 | 41.95 | 120.60 | 50.59 | 41.95 | 265.01 | 89.24 | 33.67 | 265.01 | 89.24 | 33.67 |
| 45 | GBNB | MV-008998 | silver | - | - | - | - | - | - | - | - | - | 8.40 | - | - | 8.40 | - | |
| 47 | Gobi Coal and Energy | MV-000905 MV-011965 MV-014217 | coal | 20.00 | 35.17 | 175.86 | - | - | - | - | - | - | 7.00 | 6.21 | 88.77 | 7.00 | 6.21 | 88.77 |
| 47 | Gobi Coal and Energy | MV-012728 | coal | 2,800.00 | 1,618.37 | 57.80 | - | - | - | - | - | - | 1,000.00 | 1.21 | 0.12 | 100.00 | 1.21 | 1.21 |
| 53 | Gurvan tukhum | MV-000231 | gold | 39.07 | 46.04 | 117.84 | 59.29 | 41.44 | 69.89 | 59.29 | 41.44 | 69.89 | 12.03 | 11.43 | 95.01 | 12.03 | 11.43 | 95.01 |
| 53 | Gurvan tukhum | MV-006606 | gold | - | 23.24 | - | - | 34.96 | - | - | 34.96 | - | - | 14.64 | - | - | 14.64 | - |
| 53 | Gurvan tukhum | MV-015458 | gold | 19.60 | - | - | 44.50 | - | - | 44.50 | - | - | 14.59 | - | - | 14.59 | - | - |
| 53 | Gurvan tukhum | MV-000231 | silver | - | - | - | - | - | - | - | - | - | 0.89 | - | - | 0.89 | - | |
| 53 | Gurvan tukhum | MV-006606 | silver | - | - | - | - | - | - | - | - | - | 1.80 | - | - | 1.80 | - | |
| 55 | Darkhan Metallurgy factory | MV-010738 | iron | 3,850.00 | - | - | 1,100.00 | - | - | 1,100.00 | - | - | 715.00 | - | - | 715.00 | - | - |
| 55 | Darkhan Metallurgy factory | MV-013319 | iron | 1,800.00 | 2,664.80 | 148.04 | 1,000.00 | 1,235.30 | 123.53 | 500.00 | - | - | 325.00 | - | - | 325.00 | - | - |
| 55 | Darkhan Metallurgy factory | MV-013851 | iron | 840.00 | - | - | 500.00 | - | - | 336.00 | - | - | 264.00 | - | - | 264.00 | - | - |
| 57 | Datsan trade | MV-011860 | gold | - | - | - | - | 17.60 | - | - | 17.60 | - | - | 1.70 | - | - | 1.70 | - |
| 57 | Datsan trade | MV-015596 | gold | 337.31 | 161.90 | 48.00 | 104.85 | 48.82 | 46.56 | 104.85 | 48.82 | 46.56 | 46.69 | 26.25 | 56.23 | 46.69 | 26.25 | 56.23 |
| 57 | Datsan trade | MV-011860 | silver | - | - | - | - | - | - | - | - | - | 0.12 | - | - | 0.12 | - | |
| 57 | Datsan trade | MV-015596 | silver | - | - | - | - | - | - | - | - | - | 2.30 | - | - | 2.30 | - | |
| 60 | Dun Yuan | MV-009852 | zinc | - | - | - | 64,000.00 | - | - | 64,000.00 | - | - | 5,427.00 | - | - | 5,427.00 | - | - |
| 61 | Dun-Erdene | MV-005639 | gold | 117.80 | 153.88 | 130.63 | 12.38 | 27.30 | 220.52 | 12.38 | 27.30 | 220.52 | 14.85 | 8.91 | 60.00 | 14.85 | 8.91 | 60.00 |
| 61 | Dun-Erdene | MV-005639 | silver | - | - | - | - | - | - | - | - | - | 1.31 | - | - | 1.31 | - | |
| 64 | Jinghua ord | MV-006701 | iron | 132.00 | 160.00 | 121.21 | 280.00 | 318.00 | 113.57 | 280.00 | 318.00 | 113.57 | 110.00 | 174.00 | 158.18 | 110.00 | 174.00 | 158.18 |
| 65 | Jotoin bajuuna | MV-006612 | gold | - | 14.93 | - | - | 35.51 | - | - | 35.51 | - | - | 12.76 | - | - | 12.76 | - |
| 65 | Jotoin bajuuna | MV-015586 | gold | 66.70 | - | - | 58.69 | - | - | 58.69 | - | - | 19.45 | - | - | 19.45 | - | - |
| 65 | Jotoin bajuuna | MV-006612 | silver | - | - | - | - | - | - | - | - | - | 1.79 | - | - | 1.79 | - | |
| 69 | Zu U E | MV-010085 | iron ore-48% | - | 11.50 | - | - | 108.00 | - | - | 108.00 | - | - | 62.40 | - | - | 45.62 | - |
| 73 | Ikh Gobi Energy | MV-017196 | coal | 3,129.10 | 3,292.40 | 105.22 | - | - | - | - | - | - | 61.90 | - | - | 61.90 | - | - |
| 79 | Lutchuluu | MV-010206 | iron ore-51.2 % | - | 531.00 | - | - | 752.70 | - | - | 752.70 | - | - | 394.90 | - | - | 394.90 | - |
| 83 | MARCO POLO | MV-015636 | gold | - | 246.21 | - | - | 595.43 | - | - | 594.43 | - | - | 150.18 | - | - | 150.18 | - |
| 83 | MARCO POLO | MV-017117 | gold | - | 157.95 | - | - | 125.05 | - | - | 125.05 | - | - | 32.71 | - | - | 32.71 | - |
| 83 | MARCO POLO | MV-015636 | silver | - | - | - | - | - | - | - | - | - | 8.53 | - | - | 8.53 | - | |
| 83 | MARCO POLO | MV-017117 | silver | - | - | - | - | - | - | - | - | - | 1.82 | - | - | 1.82 | - | |
| 84 | Mon En Ko | MV-001414 MV-001640 MV-004322 MV-006525 MV-011887 MV-011888 MV-015289 | coal | 5,485.02 | - | - | - | - | - | - | - | - | 1,518.20 | 719.96 | 47.42 | 1,297.11 | 199.70 | 15.40 |
| 86 | Monvolfarm | MV-011666 | tangsten | - | - | - | - | 9,298.25 | - | - | 9,298.25 | - | - | 106.00 | - | - | 106.00 | - |

| No. | Companies | License No. | Minerals | Earth removal (in thousand cubic meters) | | | Ore mining (in thousand cubic meters), ore deposit (in thousands.ton) | | | Ore processing (in thousand cubic meters), ore deposit (in thousands.ton) | | | Product output Au, Ag (kilograms), sand-(thousand cubic), Cu, Mo, Fe, Zn, W, Sn, Coal, Fluospar, Lime- (thousands.ton), Brick-(million.unit) | | | Sales of products- Au, Ag (kilograms), Sand, gravel (thousands meter cubic), Cu, Mo, Fe, Zn, W, Sn, Coal, fluospar, Lime (thousands.ton), Brick (million.units) | | |
|-----|---------------------|--|-----------------------------------|---|-----------|---------|--|--------|---------|--|--------|---------|---|----------|---------|--|----------|---------|
| | | | | Plan | Actual | Percent | Plan | Actual | Percent | Plan | Actual | Percent | Plan | Actual | Percent | Plan | Actual | Percent |
| 89 | Mongol Metal Mining | MV-012263 | iron ore | 850.00 | 262.72 | 30.91 | 500.00 | 119.90 | 23.98 | 350.00 | 119.90 | 34.26 | 350.00 | 59.62 | 17.03 | 350.00 | 44.45 | 12.70 |
| 90 | Mongolbulgargeo | MV-000456 | gold | 98.60 | 145.90 | 147.97 | 139.50 | 103.60 | 74.27 | 139.50 | 103.60 | 74.27 | 32.00 | 33.50 | 104.69 | 32.00 | 33.50 | 104.69 |
| 90 | Mongolbulgargeo | MV-000456 | silver | - | - | - | - | - | - | - | - | - | - | 1.50 | - | - | 1.50 | - |
| 91 | Mongolrustsvetmet | MV-000159 | Fluospar concentrate- 85 | - | - | - | - | 5.00 | - | - | 5.00 | - | - | 1.00 | - | - | 1.00 | - |
| 91 | Mongolrustsvetmet | MV-000164 | Fluospar concentrate- 75 | 390.00 | - | - | 120.00 | - | - | 115.00 | - | - | 0.40 | - | - | 100.40 | - | - |
| 91 | Mongolrustsvetmet | MV-000164 | Rubbles-39 | - | - | - | - | - | - | - | - | - | 100.00 | - | - | - | - | - |
| 91 | Mongolrustsvetmet | MV-000174 | Fluospar concentrate- 95 | 120.00 | 143.75 | 119.79 | 440.00 | 301.85 | 68.60 | 531.66 | 450.98 | 84.82 | 120.00 | 98.60 | 82.17 | 120.00 | 95.90 | 79.91 |
| 91 | Mongolrustsvetmet | MV-004306 | Fluospar | 120.00 | - | - | 440.00 | - | - | 531.66 | - | - | 120.00 | - | - | 120.00 | - | - |
| 91 | Mongolrustsvetmet | MV-000175 | gold | 418.00 | - | - | 342.00 | - | - | 342.00 | - | - | 120.00 | - | - | 120.00 | - | - |
| 91 | Mongolrustsvetmet | MV-007137 | gold | 1,070.10 | 450.00 | 42.05 | 60.00 | 52.00 | 86.67 | 59.00 | 52.00 | 88.14 | 76.85 | 48.80 | 63.50 | 76.85 | 53.65 | 69.81 |
| 91 | Mongolrustsvetmet | MV-012884 | Fluospar concentrate- 75 | - | 277.00 | - | - | 126.63 | - | - | 97.64 | - | - | 0.04 | - | - | 0.26 | - |
| 91 | Mongolrustsvetmet | MV-016657 | Ore-39.3 | 2.50 | - | - | 1,000.00 | - | - | 1,000.00 | - | - | 1.00 | - | - | 1.00 | - | - |
| 91 | Mongolrustsvetmet | MV-000159 | Fluospar concentrate- 55 | - | - | - | - | - | - | - | - | - | - | 4.00 | - | - | - | - |
| 91 | Mongolrustsvetmet | MV-000174 | Fluospar concentrate- 75 | - | - | - | - | - | - | - | - | - | - | 4.39 | - | - | 11.14 | - |
| 91 | Mongolrustsvetmet | MV-007137 | silver | - | - | - | - | - | - | - | - | - | - | 6.20 | - | - | 6.20 | - |
| 91 | Mongolrustsvetmet | MV-012884 | Rubbles-35 | - | - | - | - | - | - | - | - | - | - | 98.96 | - | - | 98.06 | - |
| 92 | Mongolczechmetal | MV-001105 | Fluospar concentrate- 75 | 100.84 | - | - | 135.54 | - | - | 135.54 | - | - | 30.00 | - | - | 60.00 | - | - |
| 92 | Mongolczechmetal | MV-001105 | Rubbles-40 | - | - | - | - | - | - | - | - | - | 30.00 | - | - | - | - | - |
| 93 | Mongol Alt Mak | MV-002545 MV-012463 | coal | 436.60 | 1,123.15 | 257.25 | - | - | - | - | - | - | 200.00 | 408.42 | 204.21 | 200.00 | 400.02 | 200.01 |
| 93 | Mongol Alt Mak | MV-014892 | coal | 1,726.80 | 574.00 | 33.24 | - | - | - | - | - | - | 300.00 | - | - | 300.00 | - | - |
| 93 | Mongol Alt Mak | MV-000227 MV-005458 MV-006852 MV-012225 MV-012226 MV-015630 | coal | 32,000.00 | 20,458.70 | 63.93 | - | - | - | - | - | - | 10,000.00 | 5,412.30 | 54.12 | 10,000.00 | 5,412.30 | 54.12 |
| 94 | Mondulaan trade | MV-000211 | gold | 119.70 | 170.20 | 142.19 | 50.80 | 100.70 | 198.23 | 50.80 | 100.70 | 198.23 | 13.00 | 33.95 | 261.15 | 50.80 | 33.95 | 66.83 |
| 94 | Mondulaan trade | MV-000332 | gold | - | 987.67 | - | - | 35.50 | - | - | 35.50 | - | - | 107.40 | - | - | 107.40 | - |
| 94 | Mondulaan trade | MV-000379 | gold | 1.06 | - | - | 49.05 | - | - | 73.57 | - | - | 133.47 | - | - | 133.47 | - | - |
| 94 | Mondulaan trade | MV-012030 | aleurolite coefficient 1.59 | 0.60 | 0.60 | 100.00 | 30.00 | 1.10 | 3.67 | 30.00 | 0.49 | 1.62 | 8.80 | 0.49 | 5.52 | - | 0.49 | - |
| 94 | Mondulaan trade | MV-000211 | silver | - | - | - | - | - | - | - | - | - | 14.50 | - | - | - | 14.50 | - |
| 94 | Mondulaan trade | MV-000332 | silver | - | - | - | - | - | - | - | - | - | 19.25 | - | - | - | 19.25 | - |
| 95 | Monlaa | MV-013875 | Iron ore concentrate | - | 379.98 | - | - | 255.50 | - | - | 201.31 | - | - | 62.80 | - | - | 55.08 | - |

| No. | Companies | License No. | Minerals | Earth removal (in thousand cubic meters) | | | Ore mining (in thousand cubic meters), ore deposit (in thousands.ton) | | | Ore processing (in thousand cubic meters), ore deposit (in thousands.ton) | | | Product output Au, Ag (kilograms), sand-(thousand cubic), Cu, Mo, Fe, Zn, W, Sn, Coal, Fluospar, Lime- (thousands.ton), Brick-(million.unit) | | | Sales of products- Au, Ag (kilograms), Sand, gravel (thousands meter cubic), Cu, Mo, Fe, Zn, W, Sn, Coal, fluospar, Lime (thousands.ton), Brick (million.units) | | |
|-----|------------------------|------------------------|--------------------------------|---|-----------|---------|--|----------|-----------|--|----------|-----------|---|----------|---------|--|----------|----------|
| | | | | Plan | Actual | Percent | Plan | Actual | Percent | Plan | Actual | Percent | Plan | Actual | Percent | Plan | Actual | Percent |
| 96 | Monpolimet | MV-000184 | gold | 467.51 | 432.36 | 92.48 | 183.18 | 184.40 | 100.67 | 183.18 | 184.40 | 100.67 | 41.27 | 42.00 | 101.77 | 41.27 | 20.93 | 50.71 |
| 96 | Monpolimet | MV-000321 | gold | 727.87 | 962.80 | 132.28 | 1,944.01 | 1,692.60 | 87.07 | 1,944.01 | 1,692.60 | 87.07 | 480.20 | 348.06 | 72.48 | 480.20 | - | - |
| 96 | Monpolimet | MV-000184 | silver | - | - | - | - | - | - | - | - | - | 1.80 | - | - | - | 1.80 | - |
| 96 | Monpolimet | MV-000321 | silver | - | - | - | - | - | - | - | - | - | 56.77 | - | - | - | 56.77 | - |
| 97 | Munkh Noyon Suvarga | MV-016872 | coal | 3,801.00 | 2,147.31 | 56.49 | - | - | - | - | - | - | 1,500.00 | 276.50 | 18.43 | 1,500.00 | 6.80 | 0.45 |
| 97 | Munkh Noyon Suvarga | MV-016872 | coal | 3,801.00 | 2,147.31 | 56.49 | - | - | - | - | - | - | 1,500.00 | 276.00 | 18.40 | 1,500.00 | 6.80 | 0.45 |
| 98 | NABD | MV-015645 | gold | 63.40 | 31.03 | 48.94 | 88.06 | 9.50 | 10.78 | 88.06 | 9.50 | 10.78 | 30.50 | 0.74 | 2.43 | 30.50 | 0.74 | 2.43 |
| 98 | NABD | MV-015645 | silver | - | - | - | - | - | - | - | - | - | 2.60 | 0.67 | 25.77 | - | 0.67 | - |
| 100 | NK | MV-003054 | brick | - | - | - | 7.56 | 10.02 | 132.54 | 7.50 | 10.02 | 133.60 | 3.10 | 4.08 | 131.61 | 3.10 | 4.08 | 131.61 |
| 101 | Nordwind | MV-011668 | Fluospar concentrate- 95 | 944.00 | - | - | 18.88 | 6.12 | 32.42 | 18.88 | 6.12 | 32.42 | 8.12 | 1.99 | 24.46 | 8.12 | - | - |
| 101 | Nordwind | MV-011668 | Fluospar concentrate- 90 | - | - | - | - | - | - | - | - | - | 0.48 | - | - | - | - | - |
| 102 | Odod gold | MV-005651 | gold | - | - | - | - | 28.83 | - | - | 28.83 | - | 8.38 | - | - | - | 8.38 | - |
| 102 | Odod gold | MV-006853 | gold | - | - | - | - | 77.74 | - | - | 77.74 | - | 4.15 | - | - | - | 4.15 | - |
| 102 | Odod gold | MV-005651 | silver | - | - | - | - | - | - | - | - | - | 1.01 | - | - | - | 1.01 | - |
| 102 | Odod gold | MV-006853 | silver | - | - | - | - | - | - | - | - | - | 0.51 | - | - | - | 0.51 | - |
| 103 | Olova | MV-013412 | Tin | 39.00 | 388.00 | 994.87 | 27.20 | 20.00 | 73.53 | 127.20 | 20.00 | 15.72 | 32.90 | 0.10 | 0.30 | 32.90 | 0.10 | 0.30 |
| 104 | Olon Ovoot Gold | MV-015273 | gold | 26,195.00 | - | - | 1,038.53 | - | - | 559.10 | - | - | 2,106.07 | - | - | 2,106.07 | - | - |
| 106 | Ord Talst | MV-012056 | sand,gravel | 13.90 | 15.20 | 109.35 | 124.80 | 136.70 | 109.54 | - | 136.70 | - | 124.80 | 121.20 | 97.12 | 124.80 | 75.92 | 60.83 |
| 108 | Ochir Tuv | MV-012161 | gravel | - | - | - | - | 11.98 | - | - | - | - | 11.98 | - | - | - | 11.98 | - |
| 110 | Oyu Tolgoi | MV-006709 | copper, gold | 27,559.70 | - | - | 5,505.76 | - | - | - | - | - | - | - | - | - | - | - |
| 110 | Oyu Tolgoi | MV-006710 | Composite metall | - | 29,665.76 | - | - | 7,827.60 | - | - | - | - | - | - | - | - | - | - |
| 110 | Oyu Tolgoi | MV-006709 | Gravel | - | - | - | 120.00 | - | - | - | - | - | 120.00 | - | - | 120.00 | - | - |
| 110 | Oyu Tolgoi | MV-006709 | sand, gravel | - | - | - | 120.00 | - | - | - | - | - | 120.00 | - | - | 120.00 | - | - |
| 111 | Urmun-Uul | MV-006680 | gold | 984.00 | 1,298.00 | 131.91 | 125.00 | 124.94 | 99.95 | 125.00 | 124.94 | 99.95 | 80.00 | 106.20 | 132.75 | 80.00 | 106.20 | 132.75 |
| 111 | Urmun-Uul | MV-006680 | silver | - | - | - | - | - | - | - | - | - | 8.62 | - | - | - | 8.62 | - |
| 117 | Reo | MV-015643 | gold | - | - | - | 31.30 | 8,387.00 | 26,795.53 | 31.30 | 7,029.00 | 22,456.87 | 52.80 | 12.83 | 24.29 | 52.80 | 12.83 | 24.29 |
| 117 | Reo | MV-015644 | sand | - | - | - | 31,300.00 | - | - | 31,300.00 | - | - | 52.90 | - | - | 52.90 | - | - |
| 117 | Reo | MV-015643 | silver | - | - | - | - | - | - | - | - | - | 1.10 | - | - | - | 1.10 | - |
| 118 | Redhill Mongolia | MV-001231 MV-014657 | coal | 1,879.00 | 775.00 | 41.25 | - | - | - | - | - | - | 432.00 | 165.70 | 38.36 | 432.00 | 165.70 | 38.36 |
| 122 | Southgobi Sands | MV-012726 | coal | 26,037.95 | 3,362.50 | 12.91 | - | - | - | - | - | - | 5,607.01 | 1,344.40 | 23.98 | 5,000.00 | 1,344.40 | 26.89 |
| 124 | COAL | MV-016865 | coal | 8,770.50 | 5,891.00 | 67.17 | - | - | - | - | - | - | 1,215.00 | 804.28 | 66.20 | 1,215.00 | 341.10 | 28.07 |
| 126 | CMKI | MV-004153 | Fluospar concentrate- 75 | - | - | - | 46.00 | 31.95 | 69.46 | 14.80 | 31.95 | 215.88 | 10.90 | 4.99 | 45.76 | 10.90 | 4.99 | 45.76 |
| 126 | CMKI | MV-004153 | Fluospar-45% | - | - | - | - | - | - | - | - | - | 1.06 | - | - | - | 1.06 | - |
| 127 | Sonor Trade | MV-001817 | gold | 5.10 | 8.10 | 158.82 | 30.30 | 2.46 | 8.12 | - | 2.46 | - | 12.36 | 15.87 | 128.40 | 12.36 | 12.77 | 103.32 |
| 127 | Sonor Trade | MV-001817 | silver | - | - | - | - | - | - | - | - | - | 2.07 | - | - | - | 2.07 | - |
| 131 | Tavantolgoi | MV-000287 | coal | 9,780.10 | - | - | - | - | - | - | - | - | 2,000.00 | - | - | 2,000.00 | - | - |
| 135 | Tegshplant | MV-015650 | gravel | 3.96 | 17.79 | 449.32 | 22.62 | 214.52 | 948.36 | 22.62 | 214.52 | 948.36 | 22.62 | 214.52 | 948.36 | 22.62 | 234.56 | 1,036.94 |
| 136 | Ten Khun | MV-000713 | gold | - | - | - | 79.22 | - | - | 79.22 | - | - | 385.00 | - | - | 385.00 | - | - |

| No. Companies | License No. | Minerals | Earth removal (in thousand cubic meters) | | | Ore mining (in thousand cubic meters), ore deposit (in thousands.ton) | | | Ore processing (in thousand cubic meters), ore deposit (in thousands.ton) | | | Product output Au, Ag (kilograms), sand-(thousand cubic), Cu, Mo, Fe, Zn, W, Sn, Coal, Fluospar, Lime- (thousands.ton), Brick-(million.unit) | | | Sales of products- Au, Ag (kilograms), Sand, gravel (thousands meter cubic), Cu, Mo, Fe, Zn, W, Sn, Coal, fluospar, Lime (thousands.ton), Brick (million.units) | | | |
|---------------|-----------------------------|-----------|---|----------|-----------|--|--------|---------|--|--------|---------|---|-----------|----------|--|-----------|----------|--------|
| | | | Plan | Actual | Percent | Plan | Actual | Percent | Plan | Actual | Percent | Plan | Actual | Percent | Plan | Actual | Percent | |
| 136 | Ten Khun | MV-000713 | silver | - | - | - | - | - | - | - | - | - | 1,997.00 | - | - | - | - | - |
| 139 | Ulzgol | MV-000286 | gold | 1.40 | - | - | 94.47 | - | - | 94.47 | - | - | 62.28 | - | - | 62.28 | - | - |
| 139 | Ulzgol | MV-001121 | gold | - | 1,112.25 | - | - | 126.89 | - | - | 126.89 | - | - | 69.10 | - | - | 69.10 | - |
| 139 | Ulzgol | MV-001121 | silver | - | - | - | - | - | - | - | - | - | - | - | - | - | - | - |
| 140 | Uugan Iich | MV-015522 | Fluospar concentrate-75 | - | - | - | 4.83 | - | - | 4.83 | - | - | 1.71 | - | - | 75.00 | - | - |
| 145 | Khangad Exploration | MV-014493 | coal | 5,229.10 | 5,847.18 | 111.82 | - | - | - | - | - | - | 1,039.20 | 821.56 | 79.06 | 1,039.20 | 220.80 | 21.25 |
| 148 | Khartarvagatai | MV-000124 | gold | 11.25 | - | - | 18.33 | - | - | 18.33 | - | - | 5.00 | - | - | 5.00 | - | - |
| 152 | Khotgor shanaga | MV-003508 | coal | 411.08 | 10,343.00 | 2,516.03 | - | - | - | - | - | - | 550.00 | 3.78 | 0.69 | 550.00 | 3.78 | 0.69 |
| 157 | Khuslemj | MV-015552 | gold | 249.63 | - | - | 25.80 | - | - | 25.80 | - | - | 8.60 | 12.50 | 145.29 | 8.60 | 12.50 | 145.29 |
| 157 | Khuslemj | MV-015552 | gold | - | 176.16 | - | - | 14.12 | - | - | 14.12 | - | - | - | - | - | - | - |
| 157 | Khuslemj | MV-015552 | silver | - | - | - | - | - | - | - | - | - | 1.15 | - | - | 1.15 | - | - |
| 159 | Tsairtmineral | MV-000723 | zinc | 1,358.20 | 1,236.54 | 91.04 | 438.60 | 441.48 | 100.66 | 434.28 | 398.69 | 91.80 | 49.97 | 118.02 | 236.18 | 99.95 | 125.20 | 125.26 |
| 160 | Cement camstone | MV-012219 | limestone | 709.00 | 328.50 | 46.33 | 459.90 | 497.60 | 108.20 | - | 497.60 | - | - | 497.60 | - | - | 442.10 | - |
| 163 | Tsevdeg | MV-004016 | gold | 38.60 | - | - | 31.98 | - | - | 31.98 | - | - | 9.02 | - | - | 9.02 | - | - |
| 163 | Tsevdeg | MV-013676 | gold | 100.50 | 73.20 | 72.84 | 15.51 | 14.20 | 91.55 | 15.51 | 14.20 | 91.55 | 5.68 | 3.85 | 67.78 | 5.68 | 3.85 | 67.78 |
| 163 | Tsevdeg | MV-013676 | silver | - | - | - | - | - | - | - | - | - | 0.51 | - | - | 509.20 | - | - |
| 164 | Tsengeg-Orog | MV-003108 | gold | 96.45 | 104.50 | 108.35 | 37.48 | 41.20 | 109.93 | 37.48 | 41.20 | 109.93 | 19.34 | 19.32 | 99.90 | 19.34 | 19.25 | 99.51 |
| 164 | Tsengeg-Orog | MV-003108 | silver | - | - | - | - | - | - | - | - | - | - | - | - | - | - | - |
| 167 | Chinkhua MAK nariin sukhait | MV-005459 | coal | 6,000.00 | 4,674.50 | 77.91 | - | - | - | - | - | - | 1,500.00 | 1,305.83 | 87.06 | 1,500.00 | 1,305.83 | 87.06 |
| 168 | Shanlun | MV-006098 | lead | - | - | - | 30.00 | - | - | 30.00 | - | - | 1,286.30 | - | - | - | - | - |
| 168 | Shanlun | MV-006098 | zinc | - | - | - | - | - | - | - | - | - | 1,119.00 | - | - | - | - | - |
| 169 | Shanjin Ord | MV-010665 | Composite metall | 1,585.50 | 450.00 | 28.38 | 450.00 | 44.44 | 9.88 | - | - | - | - | - | - | - | - | - |
| 171 | Shariin Gol | MV-001498 | coal | 1,200.00 | 481.00 | 40.08 | - | - | - | - | - | - | 300.00 | 465.00 | 155.00 | 300.00 | 477.60 | 159.20 |
| 173 | Shivee Owoo | MV-000901 | coal | 7,200.00 | 6,793.50 | 94.35 | - | - | - | - | - | - | 1,600.00 | 1,751.80 | 109.49 | 1,600.00 | 1,726.70 | 107.92 |
| 174 | Shin Shin | MV-000247 | lead | - | - | - | 630.00 | - | - | 630.00 | - | - | 10,328.00 | - | - | 10,328.00 | - | - |
| 174 | Shin Shin | MV-000247 | zinc | - | - | - | - | - | - | - | - | - | 20,316.00 | - | - | 20,316.00 | - | - |
| 174 | Shin Shin | MV-000247 | gold | - | - | - | - | - | - | - | - | - | 111.00 | - | - | - | - | - |
| 174 | Shin Shin | MV-000247 | silver | - | - | - | - | - | - | - | - | - | 8,353.00 | - | - | - | - | - |
| 177 | Shine Longda | MV-016806 | coal | 1,434.16 | - | - | - | - | - | - | - | - | 330.13 | - | - | 4.34 | - | - |
| 183 | MJB | MV-010598 | Fluospar concentrate-92 | - | - | - | - | - | - | - | - | - | - | 2.43 | - | - | 2.43 | - |
| 183 | MJB | MV-010598 | Fluospar concentrate-85 | - | - | - | - | - | - | - | - | - | - | 7.02 | - | - | 7.02 | - |
| 183 | MJB | MV-010598 | Fluospar concentrate-75 | - | - | - | - | - | - | - | - | - | - | 0.13 | - | - | 0.13 | - |
| 183 | MJB | MV-010598 | Fluospar concentrate-65 | - | - | - | - | - | - | - | - | - | - | 1.43 | - | - | 1.43 | - |
| 186 | MCTT | MV-012162 | Fluospar concentrate-85 | 918.00 | - | - | 20.00 | - | - | 20.00 | - | - | 11.60 | - | - | - | - | - |

| No. Companies | License No. | Minerals | Earth removal (in thousand cubic meters) | | | Ore mining (in thousand cubic meters), ore deposit (in thousands.ton) | | | Ore processing (in thousand cubic meters), ore deposit (in thousands.ton) | | | Product output Au, Ag (kilograms), sand-(thousand cubic), Cu, Mo, Fe, Zn, W, Sn, Coal, Fluospar, Lime- (thousands.ton), Brick-(million.unit) | | | Sales of products- Au, Ag (kilograms), Sand, gravel (thousands meter cubic), Cu, Mo, Fe, Zn, W, Sn, Coal, fluospar, Lime (thousands.ton), Brick (million.units) | | |
|--------------------------------|------------------------|-------------------------|---|-----------|---------|--|-----------|---------|--|-----------|---------|---|----------|---------|--|----------|---------|
| | | | Plan | Actual | Percent | Plan | Actual | Percent | Plan | Actual | Percent | Plan | Actual | Percent | Plan | Actual | Percent |
| 186 MCTT | MV-012162 | Fluospar concentrate-95 | - | - | - | - | - | - | 65.04 | - | - | 24.80 | - | - | 26.17 | - | - |
| 186 MCTT | MV-012605 | Fluospar concentrate-97 | - | - | - | - | - | - | - | 28.78 | - | - | 12.00 | - | - | 5.16 | - |
| 187 MMRI | MV-005679 | gold | 7.90 | - | - | 38.70 | - | - | 38.70 | - | - | 14.00 | - | - | 14.00 | - | - |
| 190 Energy resource | MV-011952 | coal | 44,947.00 | 47,747.00 | 106.23 | - | - | - | - | - | - | 10,000.00 | 8,597.66 | 85.98 | 10,000.00 | 7,823.03 | 78.23 |
| 195 Erdenes Tavan Tolgoi | MV-011943 MV-016883 | coal | 9,256.00 | 8,532.20 | 92.18 | - | - | - | - | - | - | 3,000.00 | 2,504.10 | 83.47 | 3,000.00 | 2,386.00 | 79.53 |
| 195 Erdenes Tavan Tolgoi | MV-016881 MV-016882 | coal | 2,625.00 | - | - | - | - | - | - | - | - | 780.00 | - | - | - | - | - |
| 196 Erdenet mining corporation | MV-000011 | copper | 5,112.00 | 6,313.72 | 123.51 | 26,490.00 | 28,066.00 | 105.95 | 25,650.00 | 26,030.00 | 101.48 | 498,660.00 | 517.78 | 0.10 | 498,660.00 | 517.78 | 0.10 |
| 196 Erdenet mining corporation | MV-000011 | copper | - | - | - | - | - | - | - | - | - | 2,107.00 | - | - | - | - | - |
| 196 Erdenet mining corporation | MV-000011 | copper | - | - | - | - | - | - | - | - | - | 3.80 | - | - | - | - | - |
| 196 Erdenet mining corporation | MV-000011 | Molybdenum | - | - | - | - | - | - | - | - | - | - | 3.93 | - | - | 3.96 | - |
| 196 Erdenet mining corporation | MV-000011 | white silver | - | - | - | - | - | - | - | - | - | - | 1,362.38 | - | - | 1,362.38 | - |
| 197 Erel | MV-000293 | Gypsum | 31.82 | - | - | 12.05 | - | - | 12.00 | - | - | - | - | - | - | - | - |
| 197 Erel | MV-000294 | limestone | 51.12 | 40.72 | 79.66 | 175.00 | 57.60 | 32.91 | 175.00 | 57.60 | 32.91 | 175.00 | 57.60 | 32.91 | 175.00 | 57.60 | 32.91 |
| 197 Erel | MV-000360 | Bitumen | 20.50 | - | - | 14.60 | 0.63 | 4.32 | 14.60 | - | - | 14.60 | 0.63 | 4.32 | - | 0.63 | - |
| 197 Erel | MV-000394 | limestone | 10.00 | 0.05 | 0.50 | 40.00 | 6.20 | 15.51 | 40.00 | - | - | 40.00 | 6.20 | 15.51 | 40.00 | 6.20 | 15.51 |
| 197 Erel | MV-000857 | Mud | 15.00 | 14.00 | 93.33 | 30.00 | 28.00 | 93.33 | - | - | - | 30.00 | 28.00 | 93.33 | - | 28.00 | - |
| 197 Erel | MV-001774 | limestone | 500.00 | 0.75 | 0.15 | 1.10 | - | - | 1.18 | - | - | 1.18 | - | - | 1.18 | - | - |
| 197 Erel | MV-012169 | Gypsum | - | 25.90 | - | - | 10.44 | - | - | - | - | - | 10.44 | - | - | 3.29 | - |
| 198 SBF | MV-016718 | gold | 962.00 | 935.80 | 97.28 | 47.00 | 52.10 | 110.85 | 47.00 | 52.10 | 110.85 | 33.30 | 44.20 | 132.73 | 33.30 | 37.40 | 112.31 |
| 198 SBF | MV-016718 | silver | - | - | - | - | - | - | - | - | - | - | 3.62 | - | - | 3.62 | - |

Annex 9: Environmental protection and remediation activities by extractive company

| No. | Companies | Technical Remediation (in hectare) | | | Soil remediation (in hectare) | | | Biological remediation (in hectare) | | | Declared cost of work done (in million MNT) | | |
|-----|----------------------------|---------------------------------------|--------|---------|-------------------------------|--------|---------|--|--------|---------|--|----------|----------|
| | | Plan | Actual | Percent | Plan | Actual | Percent | Plan | Actual | Percent | Plan | Actual | Percent |
| 1 | Avdar bayan LLC | 3.00 | - | - | 0.90 | - | - | 1.00 | - | - | 5.00 | - | - |
| 5 | Aduunchuluun JSC | 7.00 | 4.16 | 59.43 | 3.00 | 3.02 | 100.67 | 3.00 | 3.02 | 100.67 | 11.50 | 25.13 | 218.52 |
| 8 | Altan dornod mongol LLC | 5.00 | 20.10 | 402.00 | 5.00 | 0.90 | 18.00 | 5.00 | - | - | 26.20 | 376.90 | 1,438.55 |
| 8 | Altan dornod mongol LLC | 18.40 | - | - | 18.40 | - | - | 10.00 | - | - | 94.80 | - | - |
| 8 | Altan dornod mongol LLC | 8.00 | 19.20 | 240.00 | 8.00 | - | - | 8.00 | - | - | 41.92 | 2,758.50 | 6,580.39 |
| 8 | Altan dornod mongol LLC | - | - | - | - | - | - | - | 1.10 | - | - | - | - |
| 11 | Andiin ilch LLC | - | 4.50 | - | - | 4.00 | - | - | 3.38 | - | - | 21.20 | - |
| 15 | Baganuur JSC | 20.00 | 10.00 | 50.00 | 10.00 | 10.00 | 100.00 | 10.00 | 10.00 | 100.00 | 60.00 | 63.40 | 105.67 |
| 16 | Badmaarag khash LLC | - | - | - | - | 116.92 | - | - | - | - | 384.20 | - | - |
| 18 | Bayalag ord LLC | 1.90 | 0.58 | 30.53 | 1.20 | 0.51 | 42.50 | 1.20 | 0.51 | 42.50 | 30.00 | 2.90 | 9.67 |
| 19 | Bayan-Erch LLC | - | 2.30 | - | - | 2.30 | - | 3.00 | 2.30 | 76.67 | - | - | - |
| 21 | Bayantegsh impex LLC | - | 0.10 | - | - | - | - | - | - | - | - | 1.50 | - |
| 22 | Bayanteeg LIC | 1.30 | 0.40 | 30.77 | 1.20 | 1.10 | 91.67 | 2.00 | - | - | 5.40 | - | - |
| 28 | Boldtumur Eruu Gol LLC | - | 2.60 | - | - | - | - | 10.00 | - | - | - | 4.45 | - |
| 32 | Bud Undram LLC | 1.00 | 6.20 | 620.00 | 1.00 | 6.20 | 620.00 | - | 1.20 | - | 2.00 | 16.00 | 800.00 |
| 33 | Bulgan Gangat LLC | 6.85 | 12.68 | 185.11 | 6.85 | 12.68 | 185.11 | 4.30 | 9.86 | 229.30 | 15.00 | 15.00 | 100.00 |
| 35 | Bumbat LLC | 18.60 | 13.00 | 69.89 | 25.30 | - | - | 25.30 | - | - | 131.50 | 50.20 | 38.17 |
| 36 | Berkh-Uul LLC | 1.00 | - | - | - | - | - | - | - | - | 10.00 | 11.90 | 119.00 |
| 45 | GBNB LLC | - | 2.30 | - | - | 2.30 | - | - | 1.00 | - | - | 114.60 | - |
| 53 | Gurvan tukhum LLC | 4.90 | 0.93 | 18.98 | - | 5.00 | - | - | 5.00 | - | 9.02 | 0.90 | 9.98 |
| 53 | Gurvan tukhum LLC | 4.40 | 4.10 | 93.18 | 4.70 | - | - | 4.70 | - | - | 9.43 | 1.02 | 10.86 |
| 55 | Darkhan Metallurgy factory | - | - | - | - | - | - | 12.00 | 12.00 | 100.00 | 93.50 | 14.83 | 15.86 |
| 57 | Datsan trade LLC | - | 1.14 | - | - | 1.14 | - | - | - | - | - | - | - |
| 57 | Datsan trade LLC | 5.44 | 0.86 | 15.81 | 4.60 | 0.86 | 18.70 | 3.70 | - | - | 96.50 | - | - |
| 60 | Dun Yuan LLC | - | 1.00 | - | 1.00 | 1.00 | 100.00 | - | - | - | 20.00 | 9.50 | 47.50 |
| 60 | Dun Yuan LLC | - | 0.40 | - | - | - | - | - | - | - | - | 95.00 | - |
| 61 | Dun-Erdene LLC | 0.77 | 3.40 | 441.56 | 0.50 | 4.20 | 840.00 | - | - | - | 2.20 | 17.60 | 800.00 |
| 64 | Jinghua ord LLC | 0.06 | 1.44 | 2,400 | 0.06 | 0.01 | 16.67 | - | - | - | - | 38.00 | - |
| 65 | Jotoin bajuuna LLC | - | 4.73 | - | - | 4.73 | - | - | 1.40 | - | - | 51.40 | - |
| 65 | Jotoin bajuuna LLC | 4.41 | - | - | 4.41 | - | - | 3.60 | - | - | 11.74 | - | - |

| No. | Companies | Technical Remediation (in hectare) | | | Soil remediation (in hectare) | | | Biological remediation (in hectare) | | | Declared cost of work done (in million MNT) | | |
|-----|-------------------------|---------------------------------------|--------|---------|-------------------------------|--------|---------|--|--------|---------|--|----------|----------|
| | | Plan | Actual | Percent | Plan | Actual | Percent | Plan | Actual | Percent | Plan | Actual | Percent |
| 66 | Jun Yan LLC | 0.01 | - | - | - | - | - | - | - | - | 5.00 | - | - |
| 79 | Lutchuluu LLC | - | - | - | - | - | - | - | - | - | 23.00 | - | - |
| 83 | MARCO POLO LLC | 42.54 | 23.80 | 55.95 | - | - | - | 9.20 | - | - | - | 1,313.65 | - |
| 83 | MARCO POLO LLC | 13.15 | 8.60 | 65.40 | - | - | - | - | - | - | 6.70 | 474.67 | 7,084.63 |
| 84 | Mon En Ko LLC | - | - | - | 4.40 | 1.50 | 34.09 | - | 1.80 | - | 20.00 | 30.70 | 153.50 |
| 86 | Monvolfarm LLC | - | - | - | - | - | - | - | - | - | - | 3.50 | - |
| 90 | Mongolbulgargeo LLC | 7.00 | 16.39 | 234.14 | - | 5.30 | - | 3.00 | 5.30 | 176.67 | 90.50 | 51.12 | 56.48 |
| 91 | Mongolrustsvetmet LLC | 4.00 | - | - | - | - | - | - | - | - | - | - | - |
| 91 | Mongolrustsvetmet LLC | 22.20 | 8.60 | 38.74 | - | 2.00 | - | 4.00 | 2.20 | 55.00 | 101.20 | 195.72 | 193.40 |
| 91 | Mongolrustsvetmet LLC | - | 33.40 | - | - | 18.60 | - | - | 18.60 | - | - | 655.80 | - |
| 91 | Mongolrustsvetmet LLC | 20.00 | - | - | - | - | - | 26.00 | - | - | 35.00 | - | - |
| 92 | Mongolczechmetal LLC | 1.60 | - | - | - | - | - | - | - | - | 8.00 | - | - |
| 93 | Mongol Alt Mak LLC | - | - | - | - | 1.60 | - | - | - | - | 5.20 | 8.54 | 164.27 |
| 93 | Mongol Alt Mak LLC | 6.10 | 3.00 | 49.18 | 10.50 | 0.60 | 5.71 | 3.00 | - | - | 13.20 | 312.12 | 2,364.55 |
| 93 | Mongol Alt Mak LLC | 5.00 | - | - | 2.00 | 3.50 | 175.00 | 4.20 | 5.00 | 119.05 | 7.00 | - | - |
| 95 | Monlaa LLC | - | - | - | 8.00 | - | - | 0.30 | - | - | - | - | - |
| 96 | Monpolimet LLC | 18.00 | 51.50 | 286.11 | 30.00 | 31.60 | 105.33 | 20.00 | 54.60 | 273.00 | 180.00 | 719.00 | 399.44 |
| 96 | Monpolimet LLC | - | 62.30 | - | 5.00 | 10.00 | 200.00 | - | - | - | 42.10 | 474.92 | 1,128.08 |
| 97 | Munkh Noyon Suvarga LLC | - | - | - | - | 2.10 | - | - | - | - | 286.20 | 258.70 | 90.39 |
| 98 | NABD LLC | 7.00 | 2.40 | 34.29 | - | - | - | - | 2.10 | - | 60.00 | 47.00 | 78.33 |
| 100 | NK LLC | - | - | - | - | - | - | - | - | - | 0.70 | - | - |
| 102 | Odod gold LLC | - | 46.90 | - | - | 4.50 | - | - | 4.50 | - | - | 102.72 | - |
| 102 | Odod gold LLC | - | 23.10 | - | - | 16.70 | - | - | 16.70 | - | - | 68.41 | - |
| 103 | Olova LLC | 2.00 | 1.50 | 75.00 | 2.00 | - | - | 2.00 | - | - | 10.00 | 7.50 | 75.00 |
| 108 | Ochir Tuv LLC | 0.30 | 1.80 | 600.00 | - | - | - | 0.37 | - | - | 6.70 | 3.00 | 44.78 |
| 110 | Oyu Tolgoi LLC | 13.75 | 44.10 | 320.73 | 40.00 | 37.50 | 93.75 | 27.94 | 70.00 | 250.54 | - | - | - |
| 111 | Urmun-Uul LLC | 2.70 | 4.60 | 170.37 | 2.00 | 2.10 | 105.00 | 2.00 | 2.10 | 105.00 | 3.50 | 4.00 | 114.29 |
| 117 | Reo LLC | 3.45 | - | - | - | - | - | - | - | - | 25.00 | - | - |
| 118 | Redhill Mongolia LLC | 10.00 | 3.05 | 30.50 | 10.00 | 3.05 | 30.50 | 10.00 | 3.05 | 30.50 | 72.00 | 103.20 | 143.33 |
| 122 | Southgobi Sands LLC | 3.80 | 9.20 | 242.11 | 4.40 | - | - | 4.80 | 10.20 | 212.50 | 248.11 | 1,091.40 | 439.89 |
| 122 | Southgobi Sands LLC | - | - | - | - | - | - | - | - | - | 172.70 | - | - |
| 124 | COAL LLC | - | - | - | - | - | - | - | - | - | 15.98 | 362.69 | 2,269.65 |

| No. | Companies | Technical Remediation (in hectare) | | | Soil remediation (in hectare) | | | Biological remediation (in hectare) | | | Declared cost of work done (in million MNT) | | |
|-----|---------------------------------|---------------------------------------|--------|---------|-------------------------------|--------|---------|--|--------|---------|--|--------|----------|
| | | Plan | Actual | Percent | Plan | Actual | Percent | Plan | Actual | Percent | Plan | Actual | Percent |
| 126 | CMKI LLC | 0.20 | - | - | - | - | - | - | - | - | 8.14 | - | - |
| 127 | Sonor Trade LLC | 0.18 | 0.10 | 55.56 | - | 0.10 | - | 0.18 | 0.18 | 100.00 | 3.07 | 6.00 | 195.44 |
| 131 | Tavantolgoi JSC | 16.00 | - | - | 1.20 | - | - | 1.00 | - | - | 75.40 | - | - |
| 136 | Ten Khun LLC | - | - | - | 0.50 | - | - | - | 0.53 | - | 37.50 | - | - |
| 139 | Ulzgol LLC | 5.00 | 25.00 | 500.00 | 2.00 | 3.00 | 150.00 | 1.00 | 3.00 | 300.00 | 25.70 | 85.70 | 333.46 |
| 145 | Khangad Exploration LLC | - | - | - | 12.00 | - | - | - | - | - | 43.00 | - | - |
| 148 | Khartarvagatai jsC | 1.00 | - | - | - | - | - | - | - | - | 4.00 | - | - |
| 152 | Khotgor shanaga LLC | - | - | - | - | - | - | - | - | - | 20.00 | - | - |
| 157 | Khuslemj LLC | 8.50 | - | - | 1.50 | - | - | 1.50 | - | - | 14.10 | 32.00 | 226.95 |
| 159 | Tsairtmineral LLC | 2.00 | 2.00 | 100.00 | - | - | - | - | 2.00 | - | 8.97 | 100.64 | 1,121.96 |
| 163 | Tsevdeg LLC | 2.60 | - | - | 2.60 | - | - | - | - | - | 3.50 | - | - |
| 163 | Tsevdeg LLC | 1.31 | 0.48 | 36.64 | 1.31 | - | - | 1.31 | - | - | 8.50 | 7.05 | 82.94 |
| 167 | Chinkhua MAK nariin sukhait LLC | - | - | - | - | - | - | - | - | - | 22.00 | 61.00 | 277.27 |
| 168 | Shanlun LLC | 1.40 | 2.00 | 142.86 | 0.50 | 0.30 | 60.00 | - | - | - | 2.00 | 12.00 | 600.00 |
| 169 | Shanjin Ord LLC | 0.50 | - | - | - | - | - | - | - | - | 3.00 | - | - |
| 170 | Shar Narst LLC | 2.10 | 2.26 | 107.62 | 1.10 | - | - | - | - | - | 213.20 | 36.00 | 16.89 |
| 171 | Shariin Gol LLC | 3.70 | 3.50 | 94.59 | - | - | - | 0.70 | 0.70 | 100.00 | 30.70 | 32.10 | 104.56 |
| 173 | Shivee Ovoo JSC | 15.40 | 2.10 | 13.64 | 18.20 | 9.20 | 50.55 | 6.90 | 3.00 | 43.48 | 12.40 | 10.00 | 80.65 |
| 174 | Shin Shin LLC | - | - | - | 0.80 | - | - | 0.40 | - | - | 3.80 | - | - |
| 177 | Shine Longda LLC | - | - | - | 9.21 | - | - | - | - | - | 69.10 | - | - |
| 186 | MCTT LLC | - | 0.11 | - | - | - | - | 0.09 | 0.40 | 444.44 | 12.00 | 12.00 | 100.00 |
| 190 | Energy resource LLC | - | - | - | 2.00 | 2.00 | 100.00 | - | 2.00 | - | 440.00 | 648.28 | 147.34 |
| 195 | Erdenes Tavan Tolgoi LLC | - | - | - | - | 1.20 | - | - | - | - | 50.10 | 73.80 | 147.31 |
| 195 | Erdenes Tavan Tolgoi LLC | - | - | - | 2.60 | - | - | - | - | - | 48.80 | - | - |
| 196 | Erdenet mining corporation LLC | - | 5.00 | - | - | - | - | - | 4.00 | - | - | - | - |
| 197 | Erel LLC | 1.00 | 1.00 | 100.00 | - | - | - | - | - | - | 1.50 | 1.00 | 66.67 |
| 197 | Erel LLC | - | 0.30 | - | 0.40 | 0.59 | 147.50 | 0.40 | 0.59 | 147.50 | 3.60 | 4.72 | 131.11 |
| 197 | Erel LLC | 0.08 | - | - | - | 0.18 | - | - | - | - | 2.89 | 1.23 | 42.56 |
| 197 | Erel LLC | - | - | - | - | - | - | - | - | - | 0.80 | - | - |
| 197 | Erel LLC | 0.32 | - | - | - | - | - | - | - | - | 2.50 | - | - |

Annex 10: List of companies having agreement with local authorities

| No. | Registration No. | Companies | Contracted with local authorities | Contract details provided to reconciler |
|-----|------------------|-----------------------------|-----------------------------------|---|
| 1 | 2040239 | Avdar bayan LLC | Yes | |
| 2 | 5176727 | AGM mining LLC | Yes | |
| 3 | 2672146 | Adamas mining LLC | Yes | Yes |
| 4 | 2707969 | Adil-Och LLC | Yes | |
| 5 | 2011239 | Aduunchuluun JSC | Yes | Yes |
| 6 | 2678179 | Asiagold mongolia LLC | Yes | Yes |
| 7 | 5095549 | Altain khuder LLC | Yes | |
| 8 | 2112868 | Altan dornod mongol LLC | Yes | Yes |
| 9 | 5121175 | Altanrio Mongolia LLC | No | |
| 10 | 5244501 | And Survey LLC | No | |
| 11 | 5051118 | Andiin ilch LLC | Yes | Yes |
| 12 | 2874229 | Anian Resources LLC | Yes | |
| 13 | 2863847 | Ankhai-International LLC | Yes | |
| 14 | 5056721 | AUM LLC | Yes | |
| 15 | 2008572 | Baganuur JSC | Yes | |
| 16 | 5215919 | Badmaarag khash LLC | Yes | Yes |
| 17 | 2786826 | Batu Mining Mongolia LLC | No | |
| 18 | 2007126 | Bayalag ord LLC | Yes | |
| 19 | 5023998 | Bayan-Erch LLC | Yes | Yes |
| 20 | 2708701 | Bayan airag exploration LLC | Yes | |
| 21 | 2609436 | Bayantegsh impex LLC | Yes | |
| 22 | 2014491 | Bayanteeg LIC | Yes | |
| 23 | 5519004 | BDBL LLC | Yes | |
| 24 | 5315425 | BCMM LLC | No | |
| 25 | 2657449 | BHM LLC | Yes | |
| 26 | 2088967 | Bilguuntrade LLC | No | |
| 27 | 5477301 | Blake Mount Mining LLC | No | |
| 28 | 2855119 | Boldtumur Eruu Gol LLC | Yes | |
| 29 | 2094533 | Boroo gold LLC | Yes | Yes |
| 30 | 2593009 | Bridge Construction LLC | No | |
| 31 | 5024323 | Broad LLC | No | |
| 32 | 3553779 | Bud Undram LLC | Yes | |
| 33 | 5091462 | Bulgan Gangat LLC | Yes | |
| 34 | 5193443 | Bumbat Resources LLC | No | |
| 35 | 2075652 | Bumbat LLC | Yes | Yes |
| 36 | 2643928 | Berkh-Uul LLC | Yes | |
| 37 | 5210402 | Berkh resources LLC | No | |
| 38 | 2063182 | Beren group LLC | No | |
| 39 | 2886219 | Beren mining LLC | Yes | |
| 40 | 5247462 | Vantage LLC | No | |
| 41 | 5202744 | Voyager Gold LLC | No | |
| 42 | 5584469 | Galaxy Mining Mongolia | Yes | Yes |
| 43 | 2544695 | Gan Ilch LLC | Yes | |
| 44 | 2054701 | Gachuurt | Yes | |
| 45 | 2615797 | GBNB LLC | Yes | Yes |
| 46 | 2070251 | Geosan | No | |
| 47 | 2862468 | Gobi Coal and Energy | Yes | Yes |
| 48 | 2785129 | Gobi-exploration. LLC | No | |
| 49 | 5301467 | Gobi energy partners LLC | Yes | Yes |
| 50 | 5200881 | Golden cross LLC | Yes | |
| 51 | 5117291 | Golden sea petroleum LLC | Yes | |
| 52 | 5436176 | Grand Montana Mining LLC | No | |
| 53 | 2086166 | Gurvan tukhum LLC | Yes | |
| 54 | 5109884 | Darkhan Bor Khujir LLC | No | |
| 55 | 2051303 | Darkhan Metallurgy factory | Yes | |
| 56 | 2558106 | Darkhan shar burd LLC | No | |

| No. | Registration No. | Companies | Contracted with local authorities | Contract details provided to reconciler |
|-----|------------------|---|-----------------------------------|---|
| 57 | 2061848 | Datsan trade LLC | Yes | |
| 58 | 2766337 | Dongsheng petroleum LLC | No | |
| 59 | 5112486 | Duchin Delgerekh LLC | No | |
| 60 | 2724146 | Dun Yuan LLC | Yes | Yes |
| 61 | 2010933 | Dun-Erdene LLC | Yes | |
| 62 | 5087163 | DUN LI LLC | Yes | |
| 63 | 5417791 | Jado Zambala LLC | No | |
| 64 | 5002486 | Jinghua ord LLC | Yes | |
| 65 | 5089417 | Jotoin bajuuna LLC | Yes | |
| 66 | 2780518 | Jun Yan LLC | Yes | Yes |
| 67 | 5103479 | Zanadu copper Mongolia LLC | Yes | |
| 68 | 5077834 | Zaraya Holdings LLC | Yes | Yes |
| 69 | 5016665 | Zu U E LLC | Yes | |
| 70 | 5098297 | Zon Hen Yun Tian LLC | No | |
| 71 | 2113023 | Zuun Naiman Suvarga LLC | Yes | |
| 72 | 2827875 | Ing Hu LLC | No | |
| 73 | 5522935 | Ikh Gobi Energy | Yes | |
| 74 | 2784262 | Ikh Toikhoirol LLC | Yes | |
| 75 | 5041538 | Casiop Contact LLC | Yes | |
| 76 | 5077982 | Catcorp Mongolia LLC | No | |
| 77 | 2078449 | Kojigovi LLC | No | |
| 78 | 2889668 | KVP LLC | No | |
| 79 | 5396662 | Lutchuluu LLC | Yes | |
| 80 | 2082489 | Magnai Trade LLC | No | |
| 81 | 2057573 | Max Impex LLC | Yes | |
| 82 | 2023202 | Mandal-Altai Group LLC | Yes | |
| 83 | 2069792 | MARCO POLO LLC | Yes | Yes |
| 84 | 5141583 | Mon En Ko LLC | Yes | |
| 85 | 2730588 | Mogol International LLC | No | |
| 86 | 2743744 | Monvolfarm LLC | Yes | |
| 87 | 5476372 | Mongol Altai resources LLC | No | |
| 88 | 2027615 | Mongol gazar LLC | Yes | |
| 89 | 5239168 | Mongol Metal Mining LLC | Yes | |
| 90 | 2550245 | Mongolbulgargeo LLC | Yes | |
| 91 | 2550466 | Mongolrustsvetmet LLC | Yes | |
| 92 | 5051134 | Mongolczechmetal LLC | Yes | Yes |
| 93 | 2095025 | Mongol Alt Mak LLC | Yes | |
| 94 | 2554518 | Mondulaan trade LLC | Yes | Yes |
| 95 | 2045931 | Monlaa LLC | Yes | |
| 96 | 2029278 | Monpolimet LLC | Yes | |
| 97 | 5314577 | Munkh Noyon Suvarga LLC | Yes | Yes |
| 98 | 5082137 | NABD LLC | Yes | |
| 99 | 2070022 | Narantuul trade LLC | No | |
| 100 | 2703068 | NK LLC | No | |
| 101 | 5003539 | Nordwind LLC | Yes | |
| 102 | 5180252 | Odod gold LLC | Yes | |
| 103 | 2782944 | Olova LLC | Yes | |
| 104 | 5099005 | Olon Ovoot Gold LLC | Yes | |
| 105 | 2705133 | ONTRE LLC | Yes | |
| 106 | 5020719 | Ord Talst LLC | Yes | |
| 107 | 2747804 | Orchlon Construction LLX | No | |
| 108 | 2031256 | Ochir Tuv LLC | Yes | |
| 109 | 2659603 | Ochir-Undraa LLC | Yes | |
| 110 | 2657457 | Oyu Tolgoi LLC | Yes | Yes |
| 111 | 2617740 | Urmun-Uul LLC | Yes | |
| 112 | 5198429 | OJCHL LLC | Yes | |
| 113 | 2867095 | Petro Matad LLC | Yes | |
| 114 | 2075385 | Petro China Dachin Tamsag LLC | Yes | |
| 115 | 5170672 | Poloresources - Peabody Winsway Resources | Yes | Yes |

| No. | Registration No. | Companies | Contracted with local authorities | Contract details provided to reconciler |
|-----|------------------|---------------------------------|-----------------------------------|---|
| 116 | 5028353 | Reservoir Mongolia LC | Yes | |
| 117 | 5018056 | Reo LLC | Yes | |
| 118 | 5068827 | Redhill Mongolia LLC | Yes | |
| 119 | 5143926 | Samton Morris LLC | Yes | |
| 120 | 5036933 | Sansaryn Geology Khaiguul LLC | Yes | |
| 121 | 5358264 | South Gobi Blake LLC | Yes | |
| 122 | 5084555 | Southgobi Sands LLC | Yes | |
| 123 | 2108291 | Centerra Gold Mongolia LLC | Yes | Yes |
| 124 | 5261198 | COAL LLC | Yes | |
| 125 | 5044804 | CCM LLC | No | |
| 126 | 5288703 | CMKI LLC | Yes | |
| 127 | 2590565 | Sonor Trade LLC | Yes | |
| 128 | 2041588 | Suuri LLC | No | |
| 129 | 2851768 | Seruun Selbe LLC | Yes | |
| 130 | 5000505 | Tavan Tolgoi Trans LLC | No | |
| 131 | 2016656 | Tavantolgoi JSC | Yes | |
| 132 | 5306361 | Taliin Shigtgee | Yes | |
| 133 | 5430682 | Terra Energy LLC | Yes | |
| 134 | 5144108 | TBE LLC | Yes | |
| 135 | 5320259 | Tegshplant LLC | Yes | Yes |
| 136 | 2839717 | Ten Khun LLC | Yes | |
| 137 | 2293463 | Teso LLC | No | |
| 138 | 2807459 | Tefis Mining LLC | No | |
| 139 | 2344343 | Ulzgol LLC | Yes | |
| 140 | 5185033 | Uugan Ilch LLC | No | |
| 141 | 2819996 | Uuls Zaamar LLC | Yes | |
| 142 | 5567319 | Focus Metal Mining LLV | Yes | |
| 143 | 5298679 | Freegood Erin LLC | Yes | |
| 144 | 5569605 | Fenchun International LLC | No | |
| 145 | 2887134 | Khangad Exploration LLC | Yes | |
| 146 | 5256623 | Khangi Prospecting LLC | No | |
| 147 | 5244269 | Khangi Khuder LLC | Yes | |
| 148 | 2001454 | Khartarvagatai jsC | Yes | |
| 149 | 5413877 | Kharanga Khuder LLC | Yes | Yes |
| 150 | 2787687 | Hera Investment LLC | No | |
| 151 | 5297052 | Khongor Khangain Erdenes LLC | No | |
| 152 | 2662647 | Khotgor shanaga LLC | Yes | Yes |
| 153 | 2107511 | Khukh Tur LLC | Yes | |
| 154 | 5232538 | Huadi Kuonyez LLC | Yes | |
| 155 | 5104424 | Khurgatai khairkhan LLC | Yes | |
| 156 | 2697734 | Khureedel LLC | Yes | |
| 157 | 2872722 | Khuslemj LLC | Yes | |
| 158 | 4489659 | Kheltrege LLC | Yes | |
| 159 | 2548747 | Tsairtmineral LLC | Yes | |
| 160 | 2641984 | Cement camstone | Yes | |
| 161 | 2737221 | Central Asian Cement | Yes | |
| 162 | 5005094 | Central Asia Mining LLC | No | |
| 163 | 2587025 | Tsevdeg LLC | Yes | |
| 164 | 5320798 | Tsengeg-Orog LLC | Yes | |
| 165 | 5482046 | Tsetsens Mining and Energy LLC | Yes | |
| 166 | 2011328 | Chadmani Tal LLC | Yes | |
| 167 | 2697947 | Chinkhua MAK nariin sukhait LLC | Yes | |
| 168 | 2784904 | Shanlun LLC | Yes | |
| 169 | 5197325 | Shanjin Ord LLC | Yes | Yes |
| 170 | 2618621 | Shar Narst LLC | Yes | |
| 171 | 2050374 | Shariin Gol LLC | Yes | |
| 172 | 5165407 | Shengangyuntun LLC | Yes | |
| 173 | 2004879 | Shivee Ovoo JSC | Yes | |
| 174 | 2830213 | Shin Shin LLC | Yes | Yes |
| 175 | 5305675 | Shine Asia Mining Group LLC | Yes | |

| No. | Registration No. | Companies | Contracted with local authorities | Contract details provided to reconciler |
|-----|------------------|--------------------------------|-----------------------------------|---|
| 176 | 5109078 | Shine Ilion Nen Yuan LLC | Yes | |
| 177 | 5164621 | Shine Longda LLC | Yes | Yes |
| 178 | 2858096 | Shine shivee LLC | Yes | |
| 179 | 5155436 | Sheiman LLC | Yes | |
| 180 | 5315603 | Ejbalei LLC | No | |
| 181 | 5244678 | APEXPRO LLC | Yes | |
| 182 | 5329167 | HMMB LLC | No | |
| 183 | 5018536 | MJB LLC | No | |
| 184 | 5137977 | MPHCL LLC | Yes | |
| 185 | 5148146 | MCGT LLC | Yes | |
| 186 | 5015243 | MCTT LLC | Yes | Yes |
| 187 | 5291364 | MMRI LLC | No | |
| 188 | 2776804 | Emeelt Mining LLC | Yes | |
| 189 | 5066417 | NPI LLC | Yes | |
| 190 | 2887746 | Energy resource LLC | Yes | Yes |
| 191 | 2718243 | Erdene Mongol LLC | Yes | |
| 192 | 5537835 | Erdenedalai Coal LLC | No | |
| 193 | 2715619 | Erdenejas LLC | Yes | |
| 194 | 5124913 | Erdenes MGL LLC | No | |
| 195 | 5435528 | Erdenes Tavan Tolgoi LLC | Yes | |
| 196 | 2074192 | Erdenet mining corporation LLC | Yes | Yes |
| 197 | 2027194 | Erel LLC | Yes | |
| 198 | 5184851 | SBF LLC | Yes | |
| 199 | 2861224 | ESTO LLC | No | |
| 200 | 5468213 | Universal Resources LLC | No | |

Annex 11: Detail of Agreements/Contracts concluded by the extractive companies with local authorities

| No | Company | Local authority | Contract | | Contract subject | Contracted parties/ officials | | Contract evaluation |
|----|--------------------|--|------------|-------------|--|---|---|---------------------|
| | | | Start date | Expiry date | | Local authority | Company | |
| 3 | Adamas mining | Local governor's office in Dashbalbar soum of Dornod aimag | 01/10/2012 | | Local governor's decision for use of water | J.Yondonjamts governor of Dashbalbar soum in Dornod aimag | | No |
| 5 | Aduunchuluun | Local governor's office in Kherlen soum of Dornod aimag | 01/02/2012 | 01/02/2013 | Contract for use of water | J. Saran state environmental inspector in Herlen soum of Dornod aimag | O.Lutbaatar General engineer of Aduunchuluun JSC | No |
| 6 | Asiagold Mongolia | Local governor's office in Khanbogd soum of Umnugobi aimag | 23/05/2012 | 07/08/2013 | Contract for use of water | A.Uuganbayar Preservationist in Khanbogd soum of Umnugobi aimag | | No |
| 8 | Altandornod Mongol | Local governor's office in Zaamar soum of Tuv aimag | 23/04/2012 | | Contract for use of land (Mining licensed area no MV-005028) | E.Ulziisaikhan land administration officer in Zaamar soum of Tuv aimag | Deputy director A.Ider of Altandornod Mongolia LLC | No |
| 8 | Altandornod Mongol | Local governor's office in Zaamar soum of Tuv aimag | 23/04/2012 | | Contract for use of land (mining licensed area no MV-004411 area) | E.Ulziisaikhan land administration officer in Zaamar soum of Tuv aimag | Deputy director A.Ider of Altandornod Mongolia LLC | No |
| 8 | Altandornod Mongol | Local governor's office in Zaamar soum of Tuv aimag | 28/05/2012 | 25/12/2012 | Contract for use of water | A.Oyuntuya State Environment inspector of Tuv aimag | Executive director B.Bold of Altandornod Mongolia LLC | No |
| 8 | Altandornod Mongol | Local governor's office in Zaamar soum of Tuv aimag | 28/05/2012 | 25/12/2012 | Contract for use of water | A.Oyuntuya State Environment inspector of Tuv aimag | Executive director B.Bold of Altandornod Mongolia LLC | No |
| 8 | Altandornod Mongol | Local governor's office in Zaamar soum of Tuv aimag and Toson Zaamar Undarga NGO | 03/07/2012 | 30/12/2012 | Three parties agreement of small scale mining in "Altandornod Mongolia LLC" License holder's exploitation area | D.Bolormaa governor of Zaamar soum of Tuv aimag Head of Toson Zaamar Undarga NGO | Executive director B.Bold of Altandornod Mongolia LLC | No |
| 8 | Altandornod Mongol | Local governor's office in Zaamar soum of Tuv aimag | 05/07/2012 | | Contract for use of land (mining licensed area no MV-000005) | E.Ulziisaikhan land administration officer in Zaamar soum of Tuv aimag | Executive director B.Bold of Altandornod Mongolia LLC | No |
| 8 | Altandornod Mongol | Local governor's office in Zaamar soum of Tuv aimag | 05/07/2012 | | Contract for use of land (mining licensed area no MV-000129) | E.Ulziisaikhan land administration officer in Zaamar soum of Tuv aimag | Executive director B.Bold of Altandornod Mongolia LLC | No |
| 8 | Altandornod Mongol | Local governor's office in Zaamar soum of Tuv aimag | 05/07/2012 | | Contract for use of land (mining licensed area no MV-000200) | E.Ulziisaikhan land administration officer in Zaamar soum of Tuv aimag | Executive director B.Bold of Altandornod Mongolia LLC | No |
| 8 | Altandornod Mongol | Local governor's office in Zaamar soum of Tuv aimag | 05/07/2012 | | Contract for use of land (mining licensed area no. MV-000213) | E.Ulziisaikhan land administration officer in Zaamar soum of Tuv aimag | Executive director B.Bold of Altandornod Mongolia LLC | No |
| 8 | Altandornod Mongol | Local governor's office in Zaamar soum of Tuv aimag | 05/07/2012 | | Contract for use of land (mining licensed area no MV-000290) | E.Ulziisaikhan land administration officer in Zaamar soum of Tuv aimag | Executive director B.Bold of Altandornod Mongolia LLC | No |
| 8 | Altandornod Mongol | Local governor's office in Zaamar soum of Tuv aimag | 05/07/2012 | | Contract for use of land (mining licensed area no MV-000296) | E.Ulziisaikhan land administration officer in Zaamar soum of Tuv aimag | Executive director B.Bold of Altandornod Mongolia LLC | No |
| 8 | Altandornod Mongol | Local governor's office in Zaamar soum of Tuv aimag | 05/07/2012 | | Contract for use of land (mining licensed area no MV-000323) | E.Ulziisaikhan land administration officer in Zaamar soum of Tuv aimag | Executive director B.Bold of Altandornod Mongolia LLC | No |
| 8 | Altandornod Mongol | Local governor's office in Zaamar soum of Tuv aimag | 05/07/2012 | | Contract for use of land (mining licensed area no MV-000447) | E.Ulziisaikhan land administration officer in Zaamar soum of Tuv aimag | Executive director B.Bold of Altandornod Mongolia LLC | No |
| 8 | Altandornod Mongol | Local governor's office in Zaamar soum of Tuv aimag | 05/07/2012 | | Contract for use of land (mining licensed area no MV-000704) | E.Ulziisaikhan land administration officer in Zaamar soum of Tuv aimag | Executive director B.Bold of Altandornod Mongolia LLC | No |
| 8 | Altandornod Mongol | Local governor's office in Zaamar soum of Tuv aimag | 05/07/2012 | | Contract for use of land (mining licensed area no MV-001134) | E.Ulziisaikhan land administration officer in Zaamar soum of Tuv aimag | Executive director B.Bold of Altandornod Mongolia LLC | No |
| 8 | Altandornod Mongol | Local governor's office in Zaamar soum of Tuv aimag | 05/07/2012 | | Contract for use of land (mining licensed area no MV-003803) | E.Ulziisaikhan land administration officer in Zaamar soum of Tuv aimag | Executive director B.Bold of Altandornod Mongolia LLC | No |

| No | Company | Local authority | Contract | | Contract subject | Contracted parties/ officials | | Contract evaluation |
|----|--------------------|---|------------|-------------|--|--|--|---------------------|
| | | | Start date | Expiry date | | Local authority | Company | |
| 8 | Altandornod Mongol | Local governor's office in Zaamar soum of Tuv aimag | 05/07/2012 | | Contract for use of land (mining licensed area no MV-005092) | E.Ulziisaikhan land administration officer in Zaamar soum of Tuv aimag | Executive director B.Bold of Altandornod Mongolia LLC | No |
| 8 | Altandornod Mongol | Local governor's office in Zaamar soum of Tuv aimag | 05/07/2012 | | Contract for use of land (mining licensed area no MV-005778) | E.Ulziisaikhan land administration officer in Zaamar soum of Tuv aimag | Executive director B.Bold of Altandornod Mongolia LLC | No |
| 8 | Altandornod Mongol | Local governor's office in Zaamar soum of Tuv aimag | 05/07/2012 | | Contract for use of land (mining licensed area no MV-005961) | E.Ulziisaikhan land administration officer in Zaamar soum of Tuv aimag | Executive director B.Bold of Altandornod Mongolia LLC | No |
| 8 | Altandornod Mongol | Local governor's office in Zaamar soum of Tuv aimag | 05/07/2012 | | Contract for use of land (mining licensed area no MV-012439) | E.Ulziisaikhan land administration officer in Zaamar soum of Tuv aimag | Executive director B.Bold of Altandornod Mongolia LLC | No |
| 8 | Altandornod Mongol | Local governor's office in Zaamar soum of Tuv aimag | 05/07/2012 | | Contract for use of land | E.Ulziisaikhan land administration officer in Zaamar soum of Tuv aimag | Executive director B.Bold of Altandornod Mongolia LLC | No |
| 8 | Altandornod Mongol | Local governor's office in Zaamar soum of Tuv aimag | 05/07/2012 | | Contract for use of land | E.Ulziisaikhan land administration officer in Zaamar soum of Tuv aimag | Executive director B.Bold of Altandornod Mongolia LLC | No |
| 8 | Altandornod Mongol | Local governor's office in Zaamar soum of Tuv aimag, Uguumur Erdeniin tal NGO | 15/08/2012 | | Three parties agreement of small scale mining in Altandornod Mongolia LLC License holder's exploitation area | D.Bolormaa governor of Zaamar soum of Tuv aimag, Ts.Erdenedalai head of Uguumur Erdeniin Tal Partnership | Executive director B.Bold of Altandornod Mongolia LLC | No |
| 8 | Altandornod Mongol | Master Training center of Nimons LLC | 23/07/2012 | 01/09/2012 | Contract for a cooperation on practicing students of Master training center | B. Narantuya manager of Master training center | Human Resource manager Sh.Oyunchimeg of Altandornod Mongolia LLC | No |
| 8 | Altandornod Mongol | Polytechnic college of Gobisumber aimag | 01/09/2012 | | Contract for cooperation on practicing students of Polytechnic college in Gobisumber | G.Nyamkhatan Head of Public Relations of Polytechnic college in Gobisumber aimag | D.Ariunkhuu Head of Internal control, monitoring division of Altandornod Mongolia LLC | No |
| 8 | Altandornod Mongol | Local governor's office in Zaamar soum of Tuv aimag | 07/09/2012 | 05/07/2005 | Contract for cooperation on financing university tuitions of local individuals | D.Bolormaa governor of Zaamar soum of Tuv aimag and Citizen. Sanjid Bayarmagnai | Executive director B.Bold of Altandornod Mongolia LLC | No |
| 8 | Altandornod Mongol | Local governor's office in Zaamar soum of Tuv aimag | 07/09/2012 | 05/07/2005 | Contract for cooperation on financing university tuitions of local individuals | D.Bolormaa governor of Zaamar soum of Tuv aimag and citizen. Munkhbat Namchinsuren | Executive director B.Bold of Altandornod Mongolia LLC | No |
| 8 | Altandornod Mongol | Local governor's office in Zaamar soum of Tuv aimag | 07/09/2012 | 05/07/2005 | Contract for cooperation on financing university tuitions of local individuals | D.Bolormaa governor of Zaamar soum of Tuv aimag and Citizen. Erdenezorig Tserengombo | Executive director B.Bold of Altandornod Mongolia LLC | No |
| 8 | Altandornod Mongol | "Shijir alt" kindergarden in Zaamar soum of Tuv aimag | 20/09/2012 | | Financing agreement on constructing area for Shijir alt kindergarden of Zaamar soum | D.Oyungerel chief of Shijir Alt kindergarden | Executive director B.Bold of Altandornod Mongolia LLC | No |
| 11 | Andiin ilch | Mineral Resources Authority Mongolia | 07/05/2008 | 07/05/2012 | Agreement on reimbursement of mineral deposits exploration financed from the State budget | Ts. Davaatseren Head of Mining division MRAM | Zu Bao Lien Executive director of Andiin ilch LLC | No |
| 16 | Badmaarag khash | Local governor's office of Sukhbaatar aimag | 24/04/2012 | 24/04/2013 | Contract for cooperation with exploitation license holder | J.Javkhaatugs Local governor of Sukhbaatar aimag, Kh.Enkhtsetseg Development Policies division in Sukhbaatar aimag, D.Ariunjargal Finance department of State Treasury | Legal advisor U. Mendsaikhan, Manager T. Enkhbold, Geologist B. Batsaikhan of Badmaarag khashi LLC | No |
| 19 | Bayan-Erch | Local governor's office in Erdenetsagaan soum of Sukhbaatar aimag | 05/07/2010 | 05/07/2012 | Contract for cooperation with exploitation license holder | B.Enkhtuya Governor of Erdenetsagaan soum of Sukhbaatar aimag | B.Batmunkh Head of Foreign Relations department of Bayan-Erch LLC | No |
| 19 | Bayan-Erch | Local governor's office in Erdenetsagaan soum of Sukhbaatar aimag | 05/10/2011 | 05/10/2012 | Contract for use of land | G.Enkhjin land officer of Erdenetsagaan soum of Sukhbaatar aimag | B.Batmunkh Head of Foreign Relations Department of Bayan-Erch LLC | No |

| No | Company | Local authority | Contract | | Contract subject | Contracted parties/ officials | | Contract evaluation |
|----|------------------------|---|------------|-------------|---|---|---|---------------------|
| | | | Start date | Expiry date | | Local authority | Company | |
| 19 | Bayan-Erch | Local governor's office in Erdenetsagaan soum of Sukhbaatar aimag | 15/10/2012 | 15/10/2013 | Contract for use of land for constructing material storage | G.Enkhjin land officer of Erdenetsagaan soum of Sukhbaatar aimag | B.Batmunkh Head of Foreign Relations Department of Bayan-Erch LLC | No |
| 19 | Bayan-Erch | Local governor's office in Erdenetsagaan soum of Sukhbaatar aimag | 10/01/2012 | 10/01/2013 | Contract for use of land for a constructing industry | G.Enkhjin land officer of Erdenetsagaan soum of Sukhbaatar aimag | B.Batmunkh Head of Foreign Relations Department of Bayan-Erch LLC | No |
| 19 | Bayan-Erch | Local governor's office in Erdenetsagaan soum of Sukhbaatar aimag | 28/05/2007 | | Contract for use of land for underground mining area | A.Gombojav land officer in Erdenetsagaan soum of Sukhbaatar | B.Batmunkh Head of Foreign Relations Department of Bayan-Erch LLC | No |
| 19 | Bayan-Erch | Local governor's office in Erdenetsagaan soum of Sukhbaatar aimag | 10/04/2012 | | Contract for use of land for a constructing industry | G.Enkhjin land officer of Erdenetsagaan soum of Sukhbaatar aimag | B.Batmunkh Head of Foreign Relations Department of Bayan-Erch LLC | No |
| 19 | Bayan-Erch | Local governor's office in Erdenetsagaan soum of Sukhbaatar aimag | 11/10/2007 | 19/10/2012 | Contract for use of water | A.Gombojav State Environment inspector of Erdenetsagaan soum in Sukhbaatar | C.Ganbat Director of Bayan-Erch LLC | No |
| 29 | Boroogold | Local governor's office in Mandal soum of Selenge aimag | 21/03/2011 | 21/03/2016 | Contract for use of land (mining licensed area no MV-001970) | I.Altanzul land officer of Mandal soum of Selenge aimag | R.Erdenechimeg specialist of Boroogold LLC | No |
| 29 | Boroogold | Local governor's office in Mandal soum of Selenge aimag | 21/03/2011 | 21/03/2016 | Contract for use of land (mining licensed area no MV-000198) | I.Altanzul land officer of Mandal soum of Selenge aimag | R.Erdenechimeg specialist of Boroogold LLC | No |
| 35 | Bumbat | Local governor's office in Zaamar soum of Tuv aimag | 27/03/2012 | | Contract for use of land (mining licensed area no MV-001788) | E.Ulziisaikhan land administration officer in Zaamar soum of Tuv aimag | B.Bold Director of Bumbat LLC | No |
| 35 | Bumbat | Local governor's office in Zaamar soum of Tuv aimag | 05/07/2012 | | Contract for use of land (mining licensed area no MV-017156) | E.Ulziisaikhan land administration officer in Zaamar soum of Tuv aimag | B.Bold Director of Bumbat LLC | No |
| 35 | Bumbat | Local governor's office in Zaamar soum of Tuv aimag | 05/07/2012 | | Contract for use of land (mining licensed area no MV-017157) | E.Ulziisaikhan land administration officer in Zaamar soum of Tuv aimag | B.Bold Director of Bumbat LLC | No |
| 35 | Bumbat | Local governor's office in Zaamar soum of Tuv aimag | 05/07/2012 | | Contract for use of land (mining licensed area no MV-017158) | E.Ulziisaikhan land administration officer in Zaamar soum of Tuv aimag | B.Bold Director of Bumbat LLC | No |
| 35 | Bumbat | Local governor's office in Zaamar soum of Tuv aimag | 05/07/2012 | | Contract for use of land (mining licensed area no MV-017159) | E.Ulziisaikhan land administration officer in Zaamar soum of Tuv aimag | B.Bold Director of Bumbat LLC | No |
| 35 | Bumbat | Local governor's office in Zaamar soum of Tuv aimag | 05/07/2012 | | Contract for use of land (mining licensed area no MV-017160) | E.Ulziisaikhan land administration officer in Zaamar soum of Tuv aimag | B.Bold Director of Bumbat LLC | No |
| 35 | Bumbat | Local governor's office in Zaamar soum of Tuv aimag | 05/07/2012 | | Contract for use of land | E.Ulziisaikhan land administration officer in Zaamar soum of Tuv aimag | B.Bold Director of Bumbat LLC | No |
| 35 | Bumbat | Local governor's office in Zaamar soum of Tuv aimag | 05/07/2012 | | Contract for use of land | E.Ulziisaikhan land administration officer in Zaamar soum of Tuv aimag | B.Bold Director of Bumbat LLC | No |
| 42 | Galaxy mining mongolia | Local governor's office in Khuvsgul soum of Dornogobi aimag | | | Contract for use of water | B.Ankhubayar Environmental inspector of Khuvsgul soum of Dornogobi aimag | N.Batbold Deputy director of Galaxy mining mongolia LLC | No |
| 42 | Galaxy mining mongolia | Local governor's office in Khuvsgul soum of Dornogobi aimag | | | Contract for a cooperation for corporate social responsibility with local authority of Khuvsgul soum in Dornogobi | E.Javkhaa Governor of Khuvsgul soum of Dornogobi aimag, N.Munkhtsetseg Chairman of aimag's Citizens' Representative's Hural | Teng Fu Executive director of Galaxy mining mongolia LLC | No |
| 45 | GBNB | Local governor's office in Buregkhangai soum of Bulgan aimag | 21/09/2012 | 30/09/2012 | Contract for use of water | N.Enkhubayar Preservationist of Buregkhangai soum of Bulgan aimag | L.Chinbat director of GBNB LLC | No |

| No | Company | Local authority | Contract | | Contract subject | Contracted parties/ officials | | Contract evaluation |
|----|----------------------|--|------------|-------------|---|---|---|---------------------|
| | | | Start date | Expiry date | | Local authority | Company | |
| 45 | GBNB | Local governor's office in Buregkhangai soum of Bulgan aimag | 19/03/2012 | | Contract for use of land | G.Batjugder land officer of Buregkhangai soum of Bulgan aimag | L.Chinbat director of GBNB LLC | No |
| 45 | GBNB | Local governor's office in Buregkhangai soum of Bulgan aimag | 22/04/2013 | | Contract for a cooperation for corporates social responsibility with local authority of Buregkhangai soum in Bulgan aimag | M.Badam Governor of Buregkhangai soum of Bulgan aimag | L.Chinbat director of GBNB LLC | No |
| 47 | Gobi-coal and energy | Bayankhongor aimag's Citizens' Representative's Hural | 06/03/2012 | 31/12/2015 | Contract for a cooperation for corporates social responsibility with local authority of Shinejinst soum in Bayankhongor aimag | G.Battulga chairman of Bayankhongor aimag's Citizens' Representatives | D.Uranbileg general director of Gobi-coal and Energy LLC | No |
| 47 | Gobi-coal and energy | Local governor's office in Chandmani soum of Gobi-Altai aimag | 06/02/2012 | 31/12/2012 | Contract for a cooperation for corporates social responsibility with local authority of Chandmani soum in Gobi-Altai aimag | B.Radnaased Governor of Chandmani soum of Gobi-Altai aimag | D.Uranbileg general director of Gobi-coal and Energy LLC | No |
| 47 | Gobi-coal and energy | Local governor's office in Chandmani soum of Gobi-Altai aimag | 08/10/2012 | 20/11/2012 | Contract for use of water | B.Baldan State environmental inspector of Chandmani soum in Gobi-Altai. | M.Choidorj general director of Gobi-coal and Energy LLC | No |
| 47 | Gobi-coal and energy | Local governor's office in Shinejinst soum of Bayankhongor aimag | 06/01/2012 | | Contract for use of land for constructing coal industry, infrastructure | Kh.Tungalag land officer of Shinejinst soum of Bayankhongor aimag | T.Luvsandorj director of Business development division Gobi-coal and Energy LLC | No |
| 47 | Gobi-coal and energy | Local governor's office in Shinejinst soum of Bayankhongor aimag | 09/03/2012 | 25/12/2012 | Contract for use of land for constructing storage of explosive materials and tools | Kh.Tungalag land officer of Shinejinst soum of Bayankhongor aimag | T.Luvsandorj director of Business development division Gobi-coal and Energy LLC | No |
| 47 | Gobi-coal and energy | Local governor's office in Shinejinst soum of Bayankhongor aimag | 03/12/2012 | | Contract for use of land for constructing electricity generating industry | Kh.Tungalag land officer of Shinejinst soum of Bayankhongor aimag | T.Luvsandorj director of Business development division Gobi-coal and Energy LLC | No |
| 47 | Gobi-coal and energy | Local governor's office in Shinejinst soum of Bayankhongor aimag | 10/12/2012 | | Contract for use of land for | Kh.Tungalag land officer of Shinejinst soum of Bayankhongor aimag | T.Luvsandorj director of Business development division Gobi-coal and Energy LLC | No |
| 47 | Gobi-coal and energy | Local governor's office in Shinejinst soum of Bayankhongor aimag | 23/04/2012 | 25/12/2012 | Contract for use of land for building railway | Kh.Tungalag land officer of Shinejinst soum of Bayankhongor aimag | T.Luvsandorj director of Business development division Gobi-coal and Energy LLC | No |
| 47 | Gobi-coal and energy | Local governor's office in Shinejinst soum of Bayankhongor aimag | 13/04/2012 | 25/12/2012 | Contract for use of land for constructing camp | Kh.Tungalag land officer of Shinejinst soum of Bayankhongor aimag | T.Luvsandorj director of Business development division Gobi-coal and Energy LLC | No |
| 47 | Gobi-coal and energy | Local governor's office in Shinejinst soum of Bayankhongor aimag | 13/04/2012 | 25/12/2012 | Contract for use of land | Kh.Tungalag land officer of Shinejinst soum of Bayankhongor aimag | T.Luvsandorj director of Business development division Gobi-coal and Energy LLC | No |
| 49 | Gobi Energy Partners | Local governor's office in Dornogobi aimag | 22/05/2012 | 22/05/2013 | Contract for a cooperation on social responsibility | P.Gankhuyag Governor of Dornogobi aimag | D.Janchiv General geologist of Gobi Energy Partners LLC | No |
| 60 | Dun Yan | Local governor's office in Nomgon soum of Umnugobi aimag | 19/09/2012 | | Contract for use of water | Kh.Munkhtuya State Environmental Inspector of Nomgon soum of Umnugobi aimag | T. Anar-Erdene on behalf of Dun Yuan LLC | No |
| 60 | Dun Yan | Local governor's office in Nomgon soum of Umnugobi aimag | 18/01/2011 | 18/01/2026 | Contract for use of land for building industry | B.Sodbileg land officer of Nomgon soum in Umnugobi | Dun Yan LLC | No |
| 60 | Dun Yan | Local governor's office in Nomgon soum of Umnugobi aimag | 18/01/2011 | 18/01/2026 | Contract for use of land for mining administration office | B.Sodbileg land officer of Nomgon soum in Umnugobi | Dun Yan LLC | No |

| No | Company | Local authority | Contract | | Contract subject | Contracted parties/ officials | | Contract evaluation |
|-----|---------------------|---|------------|-------------|--|--|--|---------------------|
| | | | Start date | Expiry date | | Local authority | Company | |
| 60 | Dun Yan | Local governor's office in Nomgon soum of Umnugobi aimag | 18/01/2011 | 18/01/2026 | Contract for use of land for constructing employees building | B.Sodbileg land officer of Nomgon soum in Umnugobi | Dun Yan LLC | No |
| 66 | Jun Yan | Local governor's office in Dornod aimag | 21/05/2012 | 21/08/2012 | Contract for use of water | Ts.Ariunbold governor of Choibalsan soum in Dornod aimag | Tumenbayar geologist of Jun Yan LLC | No |
| 68 | Zaraya Holding | Local governor's office in Erdene soum of Dornogobi aimag | | | Contract between Local governor's office in Erdene soum of Dornogobi aimag and mining companies for cooperation on social responsibility | L.Shardarsuren governor of Erdene soum in Dornogobi aimag | D. Uranbileg general director Zaraya Holding LLC | No |
| 83 | Marco Polo | Local governor's office in Biger soum of Gobi-Altai aimag | | 31/12/2013 | Contract for a cooperation on sustainability of local soum's development, improvement of local citizens livelihood | J.Enkhtuvshin Governor of Biger soum in Gobi-Altai aimag | G.Altankhuyag director of Marco Polo LLC | No |
| 83 | Marco Polo | Local governor's office in Biger soum of Gobi-Altai aimag | 16/05/2013 | 16/05/2023 | Contract for use of land for exploitation | S.Tuvshin officer of Biger soum in Gobi-Altai aimag | G.Altankhuyag director of Marco Polo LLC | No |
| 83 | Marco Polo | Administration office of Khyargas lake in Zavkhan river basin | 15/07/2013 | | Contract for use of water for industrial use and employees' daily consumption | D.Munkhsoyol specialist of Administration office of Khyargas nuur of Zavkhan river basin | Sh.Erdene-Ochir Mining of Marco Polo LLC | No |
| 92 | Mongol Czech Metall | Local governor's office in Bayantsagaan soum of Tuv aimag | 01/01/2012 | 31/12/2012 | Contract for a cooperation | L.Zuunnast deputy governor of Bayantsagaan soum in Tuv aimag | B.Dalai director of Mongol Czech Metall LLC | No |
| 94 | Mondulaan trade | Local governor's office in Zaamar soum of Tuv aimag | 12/11/2012 | 12/11/2013 | Contract for use of land for gold exploitation | E.Ulziisaikhan land officer of Zaamar soum of Tuv aimag | B.Navaandondov manager of Mondulaan Trade LLC | No |
| 94 | Mondulaan trade | Local governor's office in Bayankhongor aimag | 23/10/2012 | 02/11/2012 | Contract for use of land for gold exploitation | A.Tumennast land officer of Governor's office in Bayankhongor | Sh.Lkhamsuren general director of Mondulaan Trade LLC | No |
| 94 | Mondulaan trade | Local governor's office in Zaamar soum of Tuv aimag | 12/11/2012 | 20/11/2012 | Contract for use of water for industrial purpose | Officer of local water office in Zaamar soum of Tuv aimag | Sh. Buted director of Mondulaan LLC | No |
| 97 | Munkh noyon suvarga | Local governor's office in Bayan-Ovoo soum of Umnugobi aimag | 24/05/2011 | | Contract for use of water for exploitation drilling | T.Batjargal Preservationist of Ovoo soum of Umnugobi aimag | Chimedtuya environment specialist of Munkh Noyon Suvraga LLC | No |
| 97 | Munkh noyon suvarga | Local governor's office in Bayan-Ovoo soum of Umnugobi aimag | 07/04/2013 | 07/04/2016 | Contract for a cooperation on on sustainability of local soum's development, improvement of local citizens livelihood | Ch.Shinejargal Governor of Bayan-Ovoo soum in Umnugobi | L.Khulan director of Local Relations Division of Munkh Noyon Suvraga LLC | No |
| 97 | Munkh noyon suvarga | Local governor's office in Bayan-Ovoo soum of Umnugobi aimag | 03/01/2012 | 03/01/1952 | Contract for use of land for exploitation | O. Mungunshagai officer of Governor's office in Bayan-Ovoo soum of Umnugobi aimag | E.Bilguun legal advisor of Munkh Noyon Suvraga LLC | No |
| 110 | Oyu tolgoi | Local governor's office in Khanbogd soum of Umnugobi aimag | 30/04/2012 | 30/04/2013 | Contract for use of water | State Environment inspectioner O.Namjilmaa in Khanbogd soum of Umnugobi aimag | Matthew Gin | No |
| 110 | Oyu tolgoi | Local governor's office in Khanbogd soum of Umnugobi aimag | 30/04/2012 | 30/04/2013 | Contract for use of water for industrial and employees' consumption | O.Namjilmaa State Environmental Inspector in Khanbogd soum of Umnugobi aimag | Matthew Gin | No |
| 110 | Oyu tolgoi | Local governor's office in Khanbogd soum of Umnugobi aimag | 23/02/2011 | 23/02/2016 | Contract for use of land for exploitation | D.Enkhsaikhan Land officer of Peri-Urban Development Construction office in Khanbogd of Umnugobi aimag | A.Munkhbat Vice President of Oyu tolgoi LLC | No |

| No | Company | Local authority | Contract | | Contract subject | Contracted parties/ officials | | Contract evaluation |
|-----|------------|--|------------|-------------|---|--|--|---------------------|
| | | | Start date | Expiry date | | Local authority | Company | |
| 110 | Oyu tolgoi | Local governor`s office in Khanbogd soum of Umnugobi aimag | 24/02/2011 | 24/02/2013 | Contract for use of land for employees' camp | D.Enkhsaikhan Land officer of Peri-Urban Development Construction office in Khanbogd of Umnugobi aimag | A.Munkhbat Vice President of Oyu tolgoi LLC | No |
| 110 | Oyu tolgoi | Local governor`s office in Khanbogd soum of Umnugobi aimag | 06/09/2011 | 06/09/2013 | Contract for use of land | B.Shagaikhuu Peri-Urban Construction officer of Khanbogd soum of Umnugobi aimag | A.Munkhbat Vice President of Oyu tolgoi LLC | No |
| 110 | Oyu tolgoi | Local governor`s office in Khanbogd soum of Umnugobi aimag | 21/06/2011 | 21/06/2016 | Contract for use of land for power lines | D.Enkhsaikhan Land officer of Peri-Urban Development Construction office in Khanbogd of Umnugobi aimag | A.Munkhbat Vice President of Oyu tolgoi LLC | No |
| 110 | Oyu tolgoi | Local governor`s office in Khanbogd soum of Umnugobi aimag | 23/03/2011 | 23/03/2016 | Contract for use of land for power lines | D.Enkhsaikhan Land officer of Peri-Urban Development Construction office in Khanbogd of Umnugobi aimag | A.Munkhbat Vice President of Oyu tolgoi LLC | No |
| 110 | Oyu tolgoi | Local governor`s office in Khanbogd soum of Umnugobi aimag | 05/01/2013 | 05/01/2014 | Contract for use of land for construction of offices | B.Battsetseg Land officer of Peri-Urban Development Construction office in Khanbogd of Umnugobi aimag | Ts.Sodkhuu Government and Industrial Relations Vice Director of Oyu tolgoi LLC | No |
| 110 | Oyu tolgoi | Local governor`s office in Khanbogd soum of Umnugobi aimag | 24/02/2011 | 24/02/2013 | Contract for use of land | D.Enkhsaikhan Land officer of Peri-Urban Development Construction office in Khanbogd of Umnugobi aimag | A.Munkhbat Vice President of Oyu tolgoi LLC | No |
| 110 | Oyu tolgoi | Local governor`s office in Khanbogd soum of Umnugobi aimag | 23/03/2011 | 23/03/2016 | Contract for use of land for exploitation | D.Enkhsaikhan Land officer of Peri-Urban Development Construction office in Khanbogd of Umnugobi aimag | A.Munkhbat Vice President of Oyu tolgoi LLC | No |
| 110 | Oyu tolgoi | Local governor`s office in Khanbogd soum of Umnugobi aimag | 25/03/2011 | 25/03/2016 | Contract for use of land for camp for employees | D.Enkhsaikhan Land officer of Peri-Urban Development Construction office in Khanbogd of Umnugobi aimag | A.Munkhbat Vice President of Oyu tolgoi LLC | No |
| 110 | Oyu tolgoi | Local governor`s office in Khanbogd soum of Umnugobi aimag | 10/04/2012 | 10/04/1942 | Contract for use of land for Building of Training Vocational Education Center | B.Shagaikhuu Peri-Urban Construction officer of Khanbogd soum of Umnugobi aimag | S.Otgonbat Vice President of Oyu tolgoi LLC | No |
| 110 | Oyu tolgoi | Local governor`s office in Khanbogd soum of Umnugobi aimag | 10/04/2012 | 10/04/2014 | Contract for use of land for camp | B.Shagaikhuu Peri-Urban Construction officer of Khanbogd soum of Umnugobi aimag | S.Otgonbat Vice President of Oyu tolgoi LLC | No |
| 110 | Oyu tolgoi | Local governor`s office in Khanbogd soum of Umnugobi aimag | 05/01/2012 | 05/01/2013 | Contract for use of land for constructing laboratory | B.Battsetseg Land officer of Peri-Urban Development Construction office in Khanbogd of Umnugobi aimag | Ts.Sodkhuu Government and Industrial Relations Vice Director of Oyu tolgoi LLC | No |
| 110 | Oyu tolgoi | Local governor`s office in Khanbogd soum of Umnugobi aimag | 05/01/2012 | 05/01/2013 | Contract for use of land for construction | B.Battsetseg Land officer of Peri-Urban Development Construction office in Khanbogd of Umnugobi aimag | Ts.Sodkhuu Government and Industrial Relations Vice Director of Oyu tolgoi LLC | No |
| 110 | Oyu tolgoi | Local governor`s office in Khanbogd soum of Umnugobi aimag | 23/03/2011 | 23/03/2016 | Contract for ues of land for local airport | D.Enkhsaikhan Land officer of Peri-Urban Development Construction office in Khanbogd of Umnugobi aimag | A.Munkhbat Vice President of Oyu tolgoi LLC | No |
| 110 | Oyu tolgoi | Local governor`s office in Khanbogd soum of Umnugobi aimag | 20/07/2011 | 20/07/2016 | Contract for use of land | D.Enkhsaikhan Land officer of Peri-Urban Development Construction office in Khanbogd of Umnugobi aimag | A.Munkhbat Vice President of Oyu tolgoi LLC | No |
| 110 | Oyu tolgoi | Local governor`s office in Khanbogd soum of Umnugobi aimag | 23/02/2011 | 23/02/2016 | Contract for use of land | D.Enkhsaikhan Land officer of Peri-Urban Development Construction office in Khanbogd of Umnugobi aimag | A.Munkhbat Vice President of Oyu tolgoi LLC | No |

| No | Company | Local authority | Contract | | Contract subject | Contracted parties/ officials | | Contract evaluation |
|-----|---------------------------|--|------------|-------------|--|--|--|---------------------|
| | | | Start date | Expiry date | | Local authority | Company | |
| 110 | Oyu tolgoi | Local governor's office in Khanbogd soum of Umnugobi aimag | 09/05/2011 | 09/05/2016 | Contract for use of land | D.Enkhsaikhan Land officer of Peri-Urban Development Construction office in Khanbogd of Umnugobi aimag | A.Munkhbat Vice President of Oyu tolgoi LLC | No |
| 115 | Peabody Winsway Resources | Local governor's office in Bayanjargalan soum of Tuv aimag | 27/03/2012 | N/A | Contract for use of land for exploitation | T. Davaanyam Land officer of Bayanjargalan soum of Tuv aimag | B.Baatar Executive director of Peabody Winsway Resources LLC | No |
| 123 | Centerra Gold Mongolia | Local governor's office in Khuder soum of Selenge aimag | 01/04/2011 | 01/04/2012 | Contract for a cooperation on sustainability of local soum's infrastructure development | Baatarjav Governor of Khuder soum in Selenge aimag | J.Burentugs director of Technical and Engineering department of Centerra Gold Mongolia LLC | No |
| 123 | Centerra Gold Mongolia | Local governor's office in Khuder soum of Selenge aimag | 25/05/2012 | 25/05/2013 | Contract for cooperation on sustainability and development of local soum's infrastructure. | Baatarjav Governor of Khuder soum in Selenge aimag | J.Burentugs director of Technical and Engineering department of Centerra Gold Mongolia LLC | No |
| 123 | Centerra Gold Mongolia | Local governor's office in Tuvshinshree soum of Sukhbaatar aimag | 01/01/2012 | 31/12/2012 | Contract for cooperation on sustainability and development of local soum's infrastructure. | Kh.Tumurkhuyag Governor of Tuvshinshree soum in Sukhbaatar aimag | J.Burentugs director of Technical and Engineering department of Centerra Gold Mongolia LLC | No |
| 123 | Centerra Gold Mongolia | Local governor's office in Uulbayan soum of Sukhbaatar aimag | 01/01/2012 | 31/12/2012 | Contract for cooperation on sustainability and development of local soum's infrastructure. | S.Dugarsuren Governor of Uulbayan soum in Sukhbaatar aimag | J.Burentugs director of Technical and Engineering department of Centerra Gold Mongolia LLC | No |
| 135 | Tegshplant | Local governor's office in Altanbulag soum of Tuv aimag | 14/03/2011 | 14/03/2012 | Contract for use of land | T.Shataarchuluun land officer of Altanbulag soum in Tuv aimag | Ts.Davaadulam manager of Tegshplant LLC | No |
| 149 | Kharanga khuder | Local governor's office in Yruu soum of Selenge aimag | 05/07/2012 | 05/12/2012 | Contract for use of water | B.Bolormaa Preservationist of Yruu soum in Selenge | Ts.Erdene executive director of Kharanga Khuder LLC | No |
| 152 | Khotgor shanaga | Local governor's office in Bukhmurun soum of Uvs aimag | 08/03/2012 | 08/03/2012 | Contract for a cooperation | D.Yadamjav Governor of Bukhmurun soum in Uvs aimag | Shing Yon Yun executive director of Khotgor shanaga LLC | No |
| 152 | Khotgor shanaga | Local governor's office in Bukhmurun soum of Uvs aimag | 08/03/2012 | | Contract for use of water | E.Boldbaatar Preservationist of Bukhmurun soum in Uvs aimag | Shing Yon Yun executive director of Khotgor shanaga LLC | No |
| 152 | Khotgor shanaga | Local governor's office in Bukhmurun soum of Uvs aimag | 06/03/2009 | 06/03/1939 | Contract for use of land | T.Batchimeg land officer of Bukhmurun soum in Uvs aimag | B.Bold director of Khotgor shanaga LLC | No |
| 169 | Shanjin ord | Local governor's office in Gobi-Ugtaal soum of Dundgobi aimag | 08/07/2012 | 31/12/2012 | Contract for use of water | B.Nyamsuren Governor of Gobi-Ugtaal soum in Dundgobi aimag | P.Bold manager Shanjin Ord LLC | No |
| 169 | Shanjin ord | Local governor's office in Dundgobi aimag | 06/09/2012 | 06/09/2013 | Contract for use of land | B.Rentsendorj land officer of Dundgobi aimag | A.Yruult vice director of Shanjin Ord LLC | No |
| 169 | Shanjin ord | Local governor's office in Dundgobi aimag | 06/09/2012 | 06/09/2013 | Contract for use of land for exploitation | B.Rentsendorj land officer of Dundgobi aimag | A.Yruult vice director of Shanjin Ord LLC | No |
| 174 | Shin Shin | Local governor's office in Dashbalbar soum of Dornod aimag | 01/07/2011 | 02/07/2013 | Contract for a cooperation | D.Sunduijav Deputy governor of Dashbalbar soum in Dornod aimag | Jan Hun Tao deputy director of Shin Shin LLC | |
| 177 | Shine longda | Local governor's office in Manlai soum of Umnugobi aimag | 14/09/2012 | 15/11/2012 | Contract for use of water | Kh.Sugar Governor of Manlai soum in Umnugobi aimag, A.Gankhuyag Environment Inspector | B.Amarsaikhan director of Shine Longda LLC | No |
| 186 | MCTT | Local governor's office in Sumber soum of Gobisumber aimag | 19/10/2012 | 19/10/2027 | Contract for use of land for constructing well | D.Gankhuyag land officer in Sumber soum of Gobisumber aimag | Shui Jin Ben director of MCTT LLC | No |
| 186 | MCTT | Local governor's office in Sumber soum of Gobisumber aimag | 01/07/2012 | 01/07/2016 | Contract of use of land on industrial purpose | D.Tamir land officer of Sumber soum in Gobisumber aimag | Bei Li director of MCTT LLC | No |

| No | Company | Local authority | Contract | | Contract subject | Contracted parties/ officials | | Contract evaluation |
|-----|----------------------------|--|------------|-------------|---|---|--|---------------------|
| | | | Start date | Expiry date | | Local authority | Company | |
| 186 | MCTT | Local governor`s office in Sumber soum of Gobisumber aimag | 19/10/2012 | 19/10/2027 | Contract for use of land for a conduit | D.Gankhuyag land officer in Sumber soum of Gobisumber aimag | Bei Li director of MCTT LLC | No |
| 186 | MCTT | Local governor`s office in Sumber soum of Gobisumber aimag | 04/06/2010 | 04/06/2015 | Contract of land purchased by auction sale | D.Tamir land officer of Sumber soum in Gobisumber aimag | Bei Li director of MCTT LLC | No |
| 190 | Energy resource | Local governor`s office in Khankhongor soum of Umnugobi aimag | 16/08/2012 | 01/04/2013 | Contract for use of water | S.Sansar State Environment Inspector of Khankhonkhor soum in Umnugobi aimag | G.Batbayar legal advisor of Energy Resources LLC | No |
| 190 | Energy resource | Local governor`s office in Tsogttsetsii soum of Umnugobi aimag | 15/08/2012 | 15/08/2013 | Contract for use of water | T.Soyolmaa Preservationist of Tsogttsetsii soum of Umnugobi aimag | G.Batbayar legal advisor of Energy Resources LLC | No |
| 190 | Energy resource | Local governor`s office in Tsogttsetsii soum of Umnugobi aimag | 16/05/2011 | 16/05/1936 | Contract for use of water | G.Tsog-Urnukh Governor of Tsogttsetsii soum of Umnugobi aimag, T.Soyolmaa Preservationist | Ts.Baasandorj director of Operations division Energy Resources LLC, Ch.Davaakhuu executive director of Uhaa xudag Water supply LLC | No |
| 190 | Energy resource | Local governor`s office in Tsogttsetsii soum of Umnugobi aimag | 12/04/2012 | 12/04/2027 | Contract for use of land | E.Ariuntulga land officer of Tsogttsetsii soum in Umnugobi aimag | On behalf of Energy Resources LLC, Ch.Davaakhuu executive director of Uhaa xudag Water supply LLC | No |
| 190 | Energy resource | Local governor`s office in Tsogttsetsii soum of Umnugobi aimag | 27/03/2012 | 27/03/2027 | Contract for use of land | E.Ariuntulga land officer of Tsogttsetsii soum in Umnugobi aimag | G.Battsengel executive director of Energy Resources LLC | No |
| 190 | Energy resource | Local governor`s office in Tsogttsetsii soum of Umnugobi aimag | 27/03/2012 | 27/03/2027 | Contract for use of land to locate a telecommunication antenna | E.Ariuntulga land officer of Tsogttsetsii soum in Umnugobi aimag | G.Battsengel executive director of Energy Resources LLC | No |
| 190 | Energy resource | Local governor`s office in Tsogttsetsii soum of Umnugobi aimag | 27/11/2011 | 27/11/2026 | Contract for use of land | E.Ariuntulga land officer of Tsogttsetsii soum in Umnugobi aimag | G.Battsengel executive director of Energy Resources LLC | No |
| 190 | Energy resource | Local governor`s office in Tsogttsetsii soum of Umnugobi aimag | 27/12/2011 | 27/12/2026 | Contract for use of land to locate a telecommunication antenna | E.Ariuntulga land officer of Tsogttsetsii soum in Umnugobi aimag | G.Battsengel executive director of Energy Resources LLC | No |
| 190 | Energy resource | Culture center of Tsogttsetsii soum of Umnugobi aimag | 04/09/2012 | 03/11/2012 | Contract for a cooperation | G.Munkhzul Chief of Culture center in Tsogttsetsii soum of Umnugobi aimag | G.Batbayar legal advisor of Energy Resources LLC, B.Bayarmaa Project director | No |
| 190 | Energy resource | Local governor`s office in Tsogttsetsii soum of Umnugobi aimag | 19/12/2011 | 01/09/2012 | Contract for cooperation on financing for a construction of complex of kindergarden, school and school dorms. | B.Tuvshinbayar head of Local Governor`s office in Umnugobi aimag, B. Narantuya Head of Finance department of State Treasury Fund, G.Tsog-Urnukh Governor of Tsogttsetsii soum | B.Ariunaa vice president, G.Battsengel executive director of Energy Resources LLC | No |
| 196 | Erdenet mining corporation | Local governor`s office in Orkhon aimag | 31/01/2012 | 01/02/2013 | Contract for use of land | P.Purevkhagva Acting Governor of Orkhon aimag D.Munkh-Erdene Head of Finance department of State Treasury Fund | Ch.Ganzorig general director, B.Jargalsaikhan deputy director of Economy division, Galbaatar head of financial department, N.Erdembileg economist of Erdenet mining corporation. | No |

Annex 12: Extractive companies personnel contacted or involved in the reconciliation work

| No. | Company | Contact details | | | | | | |
|-----|-----------------------------|-----------------|-----------|------------------------------------|----------------|------------|----------|--|
| | | Name | Job title | Tel | Name | Job title | Tel | Email address |
| 1 | Avdar Bayan LLC | Ts.Ganhuyag | Director | 99115678 | N.Enkhtuya | Accountant | 324178 | abayan_g@yahoo.com |
| 2 | AGM Mining LLC | | | | | | | mtuvshinbaatar@yahoo.com |
| 3 | Adamas Mining LLC | Z.Nomundari | Director | 70110708; 88008932 | P.Bolormaa | Accountant | 99080558 | adamasmining@mongol.net; info@adamasmining.mn |
| 4 | Adil-Och LLC | G.Adilbish | Director | 321450; 99096731 | D.Enkhsud | Accountant | 99047058 | enhsud77@yahoo.com |
| 5 | Aduunchuluun JSC | B.Shatar | Director | 99582296 | B.Enkhbaatar | Accountant | 99102892 | coalasso@coalmining.mn |
| 6 | Asiagold Mongolia LLC | Stuart beckman | Director | 328816 | B.Tserenpureb | Accountant | 99090799 | TserenpurevBa@ivancorp.net |
| 7 | Altain Khuder LLC | L.Ariunbat | Director | 324930 | D.Altanochir | Accountant | | info@altainkhuder.mn |
| 8 | Altan Dornod Mongol LLC | B.Bold | Director | 77002277 | D.Uranchimeg | Accountant | 99090851 | Uranchimeg@adm.mn |
| 9 | Altanrio Mongolia LLC | Kelly Cluer | Director | 70110701 | M.Urjinkhand | Accountant | | admin@altanrio.com |
| 10 | And Survey LLC | S.Nasanbat | Director | 99117695; 70122292 | O.Dabkharbayar | Accountant | 88100307 | davkharbayar_as@neg.mn |
| 11 | Andiin Ilch LLC | | Director | | n.Zembe | Accountant | 99804571 | hayan_r@yahoo.com |
| 12 | Anian Resources LLC | Kris koban | Director | 318534 | n.Ulambayar | Accountant | 99789701 | ulambayar@erdene.com |
| 13 | Ankhai-International LLC | L.Bagana | Director | 99110398 | KH.Pilmaa | Accountant | 99044442 | pila_cpa@yahoo.com |
| 14 | AUM LLC | | Director | 70181143 | n.Boloroo | Accountant | 99066764 | aum@mobemail.mn |
| 15 | Baganuur JSC | M.Otgonbayar | Director | 70210114 | P.Erdene | Accountant | 99117190 | bjsc@baganuurmining.mn; Bizodmaa@yahoo.com |
| 16 | Badmaarag Khash LLC | Gao haifen | Director | 70117307 | D.Otgontugs | Accountant | 88823978 | Badmaaragkhash@ymail.com |
| 17 | Batu Mining Mongolia LLC | Sazonob | Director | | Sh.Nadmid | Accountant | 99087866 | |
| 18 | Bayalag Ord LLC | D.Ganbaatar | Director | 99099859; 99119959 | G.Dolgorsuren | Accountant | 99097426 | gdoogii@yahoo.com |
| 19 | Bayan-Erch LLC | Hushi | Director | 70111587 | P.Handmaa | Accountant | 94125577 | Beth.enkhbaatar@sinobo.com |
| 20 | Bayan Airag Exploration LLC | Bill koll | Director | 77116100 | n.Amarjargal | Accountant | 88111026 | Amarjargal.b@bayanairag.com |
| 21 | Bayantegsh Impex LLC | P.Mendsaikhan | Director | 330525; 99112191 | D.Erdenebileg | Accountant | 99082837 | bayantegshimpex@yahoo.com |
| 22 | Bayanteeg JSC | Myagmar | Director | 93077676 | Ariuntungalag | Accountant | 98200877 | tunga_yuraa@yahoo.com |
| 23 | BDBL LLC | Mark Dugan | Director | 320655 | J.Zayajargal | Accountant | 99081510 | zayajargal@draigresources.com |
| 24 | BCMM LLC | S.Sarnai | Director | 99111186 | B.Tsermaa | Accountant | 99529988 | ama_0525@yahoo.com |
| 25 | BHM LLC | Ma Jing | Director | 91916154 | Zagdmaa | Accountant | 91916154 | Dashkhuu_dariimaa@yahoo.com |
| 26 | Bilguuntrade LLC | Ch.Bataa | Director | 99112853; 99115051; 88115091 | n.Bumbaga | Accountant | | center@bilguuntrade.com |
| 27 | Blake Mount Mining LLC | D.Undarmaa | Director | 99091999 | N.Bayar | Accountant | 99091999 | |
| 28 | Bold Tumor Eruu Gol LLC | B.Delgersaikhan | Director | 329360 | Ch.Oyungerel | Accountant | 99081199 | altantuul@bteg.mn |

| No. | Company | Contact details | | | | | | |
|-----|---------------------------------|------------------|-----------|--------------------------------|------------------------|------------|-----------------------|--|
| | | Name | Job title | Tel | Name | Job title | Tel | Email address |
| 29 | Boroo Gold LLC | Dag Kran | Director | 317798 | n.Saruul n.Azjargal | Accountant | 98200441; 99110654 | Bolormaa.p@centerragold.mn; Saruul.kh@centerragold.mn |
| 30 | Bridge Construction LLC | Ch.Dorjderem | Director | 99114685; 450941; 450520 | L.Khishigtogtokh | Accountant | 99089986 | Khishigtogtoh.L@bridgegroup.mn |
| 31 | Broad LLC | B.Batbaatar | Director | 70131226 | M.Munkhbolor | Accountant | 70131226 | Munkhbolor@cbm.mn; Otgontsetseg@cbm.mn |
| 32 | Bud Undram LLC | D.Davaanorov | Director | 99111979 | S.Erdenesaruul | Accountant | 99073087 | Saki_98@yahoo.com |
| 33 | Bulgan Gangat LLC | J.Baterdene | Director | 327965, 323251 | S.Purevdulam | Accountant | 99257779 | Bulgan.gangat@gmail.com |
| 34 | Bumbat Resources LLC | L.Enkhbayar | Director | 330828 | U.Otgonzul | Accountant | 99075757 | otgonzul@bumbat.com |
| 35 | Bumbat LLC | B.Bold | Director | 77002277 | D.Uranchimeg | Accountant | 99090851 | Uranchimeg@adm.mn |
| 36 | Berkh-Uul LLC | B.Mendsaikhan | Director | 99091354 | G.Lkhagvajav | Accountant | 99079157 | G.lkhagva@yahoo.com |
| 37 | Berkh Resources LLC | D.Delgersaikhan | Director | 70110599 | O.Ariuntuya | Accountant | 99054697 | Ariunaa_smail@yahoo.com |
| 38 | Beren Group LLC | Ts.Batbayar | Director | 99112631 | B.Enkhmaa | Accountant | 96009955 | Enkhjin@beren.mn; Boldmaa@beren.mn |
| 39 | Beren Mining LLC | M.Gansukh | Director | 99104908 | O.Munkhtaivan | Accountant | 99102393; 99112631 | Enkhjin@beren.mn; Boldmaa@beren.mn |
| 40 | Vantage LLC | Andru Stuart | Director | 88113939 | J.Bathuyag | Accountant | 88113939 | batkhuyag@xanadumines.com |
| 41 | Voyager Gold LLC | Lhagvadorj.T | Director | 321914 | D.Jamtskhand | Accountant | 99092241 | jamtskhand@voyaagerresourc.mn |
| 42 | Galaxy Mining Mongolia | Batbayr.N | Director | 99119781; 99115318 | Soyolmaa | Accountant | 99108265; 77116550 | mgalaxymining@hotmail.com |
| 43 | Gan-Ilch LLC | Gankhuyg.O | Director | 99592059 | O.Ganbaatar | Accountant | 99090683 | ganbaatar_osor@yahoo.com |
| 44 | Gatsuurt LLC | Chinbat | Director | 633357; 631711 | Ch.Bayartugs | Accountant | 99091145 | tugsuuu_ch@yahoo.com |
| 45 | GBNB LLC | Dulamsuren | Director | 88844491; 368646 | Gansukh | Accountant | 99253605 | www.khsukhee@yahoo.com; centraloffice@gatsuurt.com |
| 46 | Geosan LLC | Munkhbayr | Director | 99075987 | Otgonkhishig | Accountant | 96013803 | otgonkhishig@geosan.mn |
| 47 | Gobi Coal and Energy LLC | | Director | 330828 | Otgonzul | Accountant | 99075757 | otgonzul@gobicoal.com; info@gobicoal.com |
| 48 | Gobi Exploration LLC | | Director | 70115599; 99041295 | Bolormaa | Accountant | 99106649 | info@gobiexploration.mn; bolor@gobiexploration.mn |
| 49 | Gobi Energy Partners LLC | Stepan Beber | Director | 311830; 99118935 | | Accountant | 70107058; 99776404 | jchukheeg@gobienergypartners.com |
| 50 | Golden Cross LLC | Lhagva.N | Director | 98183165 | Enkhmaa | Accountant | 99050524 | e_maa2002@yahoo.com |
| 51 | Golden Sea Petroleum LLC | Huan Ji Cheni | Director | 345077 | | Accountant | 99106628 | |
| 52 | Grand Montana Mining LLC | Naranbayr | Director | 98881868 | Tsogtsolmaa | Accountant | 99142193 | chulanb13@gmail.com |
| 53 | Gurvan Tukhum LLC | Eviikhuu.L | Director | 99113664 | E, Myadagsuren | Accountant | 91919683 | myadagsuren_e@yahoo.com |
| 54 | Darkhan Bor Khujir LLC | Ch.Jargalsaikhan | Director | 91911779 | | Accountant | 456400 | jargalchu@yahoo.com |
| 55 | Darkhan Tumurlugiin Uildver JSC | Sainnymbuu | Director | | Dulamsuren | Accountant | 70373946 | info@mongolianminingjournal.com |

| No. | Company | Contact details | | | | | | |
|-----|----------------------------|-----------------|-----------|----------------------------------|----------------|------------|-----------------------|---|
| | | Name | Job title | Tel | Name | Job title | Tel | Email address |
| 56 | Darkhan Shar Burd LLC | Erdenebat | Director | 99102068 | Narantsetseg | Accountant | 89901989 | naran0701@yahoo.com; mandah_0507@yahoo.com |
| 57 | Datsan Trade LLC | Tsenguun.B | Director | 315540; 326025 | Batdelger | Accountant | 326025 | demka_04@yahoo.com |
| 58 | Dongsheng Petroleum LLC | Sun Khaun Fu | Director | 99199629 | Tsolmon | Accountant | 327221; 330766 | |
| 59 | Duchin Delgerekh LLC | Jiang Peng | Director | 95729136 | | Accountant | 99082706 | davaa.otgonbayar@yahoo.com |
| 60 | Dun Yuan LLC | Enkhtuya.Ch | Director | 633363; 99099820 | Bolor | Accountant | 99252783 | drizzle_wind@yahoo.com |
| 61 | Dun-Erdene LLC | Chinbaatar.L | Director | 99194146 | A.Munkhtsetseg | Accountant | 99195568 | a.munkhtsetseg@yahoo.com |
| 62 | DUN LI LLC | Togoontumur.O | Director | 99100113 | Z.Enkhtuya | Accountant | 99057994; 96557994 | Zed.enkhee@yahoo.com |
| 63 | Jado Zambala LLC | Munkhbat | Director | 98110108 | D.Oyunchimeg | Accountant | 98110021 | |
| 64 | Jinghua Ord LLC | Zhen Oi Zhen | Director | 96050480 | Saraa | Accountant | 96057426 | saraa_211@yahoo.com |
| 65 | Jotoin Bajuuna LLC | Sergelen.L | Director | 99011649 | Gantuya | Accountant | 99144039 | hongorhuu_mgl@yahoo.com |
| 66 | Jun Yuan LLC | Hao Cien Shen | Director | 463937; 463936 | D.Ulziibayar | Accountant | 99184220 | ulzii_0416@yahoo.com |
| 67 | Zanadu Copper Mongolia LLC | | Director | 50110211 | Batkhuayag | Accountant | 88113939 | batkhuayag@xanadumines.com |
| 68 | Zaraya Holdings LLC | Enkhjargal.D | Director | 70110113; 70110114; 330828 | Narmandakh | Accountant | 99997191 | Mandakh@gobicoal.com |
| 69 | Zhu Yu E LLC | Zhao zhan Li | Director | | B.Khaliunaa | Accountant | 99103310 | khaliunaa8595@yahoo.com |
| 70 | Zon Hen Yun Tian LLC | Jan Ji Huani | Director | 99992588 | B.Otgonjargal | Accountant | 88008218 | luluotgoo@yahoo.com |
| 71 | Zuun Naiman Suvraga LLC | Mygmarsuren.Ch | Director | 99112249 | S.Maamsuren | Accountant | 70118108 | office@108suvraga.mn |
| 72 | Ing Hu LLC | Zhang Qing Yu | Director | 99303144 | Saikhanbileg | Accountant | 99303141; 536226 | drizzle_wind@yahoo.com |
| 73 | Ikh Gobi Energy LLC | Enkhtsetseg.Ch | Director | 322841 | A.Tserendulam | Accountant | 329721 | hr@ikhgobienergy.mn |
| 74 | Ikh Tokhoirol LLC | Vallos | Director | 320005 | Narangerel | Accountant | 99908909 | |
| 75 | Casiop Contact LLC | | Director | 99757175; 70124110 | Ganchimeg | Accountant | 99098258 | Sgan815@yahoo.com |
| 76 | Catcorp Mongolia LLC | Amarzul.T | Director | 331099 | B.Oyunchimeg | Accountant | 99081806 | admin@cafomatad.com; oyunchimeg@petromatad.com |
| 77 | Kojegobi LLC | | Director | 320698 | Gartaamaa | Accountant | 99020627 | gartaamaa.tserendavaa@areva.com |
| 78 | KVP LLC | | Director | | P.Zolzaya | Accountant | 99994431 | zoloo.0915@gmail.com |
| 79 | Lutchuluu LLC | Enkhtaiwan.B | Director | 99147524 | S.Uranchimeg | Accountant | 99098272 | suranchimeg@yahoo.com |
| 80 | Magnai Trade LLC | | Director | 53001010; 98013500 | Altanzul | Accountant | 53001028; 98093393 | info@mtgroup.mn |
| 81 | Max Impex LLC | A.tserenjigmed | Director | 322323 | L.Gantsetseg | Accountant | 99087870 | gantsetseg@maxgroup.mn |
| 82 | Mandal-Altai Group LLC | S.Baldandorj | Director | 99111165 | S.Oyunchimeg | Accountant | 99054106 | yanjaa_0321@yahoo.com; soyun175@yahoo.com |
| 83 | MARCO POLO LLC | | Director | | Narantungalag | Accountant | 88111274 | naraa.ts74@yahoo.com |

| No. | Company | Contact details | | | | | | |
|-----|----------------------------|-----------------|-----------|----------|----------------|------------|---------------------|--|
| | | Name | Job title | Tel | Name | Job title | Tel | Email address |
| 84 | Mon En Ko LLC | | Director | | Oyundelger | Accountant | 99116861 | otgontsengel.oc@mongolia-energy.com |
| 85 | Mogol International LLC | B.Boldbaatar | Director | 98888868 | B.Batkhisig | Accountant | 99080263 | khish_mon@yahoo.com |
| 86 | Monvolfram LLC | Tsenayush | Director | | | Accountant | 94114545 | monwolf@mongol.net |
| 87 | Mongol Altai Resources LLC | Davaadorj | Director | 99117064 | Namuunaa | Accountant | 99905775 | davaadorj@mar.mn; tuul@mar.mn |
| 88 | Mongol Gazar LLC | Myanganbayar | Director | 681440 | | Accountant | 99083323 | mongazar@magicnet.mn |
| 89 | Mongol Metal Mining LLC | Ts.Batsaikhan | Director | 99113822 | S.Javkhlan | Accountant | 99211521 | info@mongolmetal.mn; javkhlan_samdanjamts@yahoo.com |
| 90 | Mongolbulgar Geo LLC | L.Purevgal | Director | 99118021 | N.Khuerlbaatar | Accountant | 99058311 | |
| 91 | Mongolrustsvetmet LLC | Kh.Bolor-Erdene | Director | | Baasannyam | Accountant | 99822511 | bagimaa@monros.mn |
| 92 | Mongol Czech Metall LLC | | Director | 70149009 | | Accountant | 99017913 | enkhee_nyamdavaa@yahoo.com |
| 93 | Mongolyn Alt Mak LLC | Sainjargal | Director | 99111221 | Bilegsaikhan | Accountant | 99091017 | bilegsaikhan@mak.mn |
| 94 | Mondulaan Trade LLC | Buted | Director | 99111944 | Magnaitenuun | Accountant | 99289019 | mdt.magnaitenuun@nuudelchin.mn |
| 95 | Monlaa LLC | kh.Enkhsaikhan | Director | 70100000 | Sh.Dorjkhand | Accountant | 99088133 | monlaa_office@yahoo.com; muunuu59@yahoo.com |
| 96 | Monpolimet LLC | G.Naranbat | Director | 311633 | D.Batbayar | Accountant | 99023747 | batbayar_1221@yahoo.com |
| 97 | Munkh Noyon Suvara LLC | T.Lkhagvadorj | Director | 314050 | B.Angarag | Accountant | 95950956 | angarag.b@hunucoal.com |
| 98 | NABD LLC | B.Narmandakh | Director | | B.Tumenulzii | Accountant | | |
| 99 | Narantuu Trade LLC | Sh.Oyunsogoo | Director | | Naran | Accountant | 88114203 | narand_6762@yahoo.com |
| 100 | NK LLC | Kh.Baatarhuu | Director | 99107700 | Ch.Baigalmaa | Accountant | 99926190 | toosgo@yahoo.com |
| 101 | Northwind LLC | Tsolmon | Director | | Enkhtuya | Accountant | 99046226; 321600 | endoo@northwind.asia |
| 102 | Odod Gold LLC | Z.Batbaatar | Director | 99096222 | M.Battulga | Accountant | 99010141 | coldgold@magicnet.mn; battugla@ododgold.mn |
| 103 | Olova LLC | | Director | 99011493 | | Accountant | 88009416 | uyanga@seedrockmongolia.com |
| 104 | Olon Ovoot Gold LLC | | Director | | | Accountant | 329074 | info@olonovootgold.mn |
| 105 | ONTRE LLC | B.Munkhtulga | Director | | B.Baasandulam | Accountant | 99102738 | tulga@entryllc.com; baska@entree.mn |
| 106 | Ord Talst LLC | D.Dugersuren | Director | 99194990 | S.Altanzul | Accountant | 99196868 | ordtalstmining@yahoo.com |
| 107 | Orchlon Construction LLC | | Director | | Tungalag | Accountant | 88114454 | info@orchlon-co.mn; sarangerelch@yahoo.com |
| 108 | Ochir Tuv LLC | Yu.Enkhbaatar | Director | | Sainzaya | Accountant | 99772382 | registry@ochirtuv.com; sainzaya@ochirtuv.com |
| 109 | Ochir-Undraa LLC | | Director | | D.Oyunbileg | Accountant | 99069799 | info@ochir-undraa.mn; oyunbileg.d@ochir-undraa.mn |
| 110 | Oyu Tolgoi LLC | Cameron Macray | Director | | | Accountant | | online@ot.mn |
| 111 | Urmun-Uul LLC | D.Oyunbileg | Director | 99115391 | Sh.Munkhzaya | Accountant | 99080596 | urmunuul@yahoo.com |
| 112 | OGCHL LLC | | Director | | Oyundelger | Accountant | 99116861 | otgontsengel.oc@mongolia-energy.com |
| 113 | Petro Matad LLC | T.Amarzul | Director | | B.Oyunchimeg | Accountant | 11 331099 | oyunchimeg@petromatad.com; tamir@petromatad.com |

| No. | Company | Contact details | | | | | | |
|-----|---|-----------------|-----------|---------------------|---------------|------------|-----------------------|--|
| | | Name | Job title | Tel | Name | Job title | Tel | Email address |
| 114 | Petro China Dachin Tamsag LLC | S.Mergensod | Director | | E.Bolormaa | Accountant | 99104448 | pdtm@datamo.mn; bolor@datamo.mn |
| 115 | Poloresources - Peabody Winsway Resources | | Director | | | Accountant | 11328907; 99076554 | d.bolormaa@peabodywinsway.mn |
| 116 | Reservoir Moly Mongolia LLC | Chen Jing Gang | Director | | S.Uyanga | Accountant | 99155036 | uyangaa_1002@yahoo.com |
| 117 | Reo LLC | Nyambayar | Director | | Uuganchimeg | Accountant | 99090519 | uuganchimegg@ajet.mn |
| 118 | Redhill Mongolia LLC | | Director | | | Accountant | 99022608 | info@prophecyresources.mn; osurenjav@prophecycoal.com |
| 119 | Samton Morris LLC | B.Sodchimeg | Director | 99918932 | E.Enkhzaya | Accountant | 99100089; 70110144 | ezaya_1104@yahoo.com |
| 120 | Sansaryn Geology Khaiguul LLC | L.Solonbuchir | Director | | N.Nasankhuu | Accountant | 88072680 | info@petroleum.mn; ch.chantsaldulam@gmail.com |
| 121 | South Gobi Blake Gold LLC | D.Enkhgerel | Director | 99100343 | Batbayar | Accountant | 88106737 | Batbayarkhurd@yahoo.com |
| 122 | Southgobi Sands LLC | Ross Tromans | Director | | Batkhisig | Accountant | 95950264 | batkhisig.zaana@southgobi.com |
| 123 | Centerra Gold Mongolia LLC | Dag Cran | Director | | Kh.Saruul | Accountant | 317798; 98200441 | saruul.kh@centerragold.mn |
| 124 | COAL LLC | Baldorj | Director | | Budgerel | Accountant | 96003142 | khurd_account@yahoo.com |
| 125 | CCM LLC | | Director | | Enkhzul | Accountant | 99186688 | enkhzulgal@yahoo.com |
| 126 | CMKI LLC | | Director | | Bolor-Erdene | Accountant | 88080955 | b.bolor70@yahoo.com |
| 127 | Sonor Trade LLC | Ganchimeg | Director | 99091481 | B.Oyunchimeg | Accountant | 99078074 | indranil_7770@yahoo.com |
| 128 | Suuri LLC | Kh.Chinbold | Director | 99181274 | Purevbat | Accountant | 99078563 | suurillc@gmail.com |
| 129 | Seruun Selbe LLC | Amarsaikhan | Director | 99117959 | | Accountant | 99107959 | seruun.selbe@yahoo.com |
| 130 | Tavan Tolgoi Trans LLC | | Director | | Munkhtaivan | Accountant | 99102393 | ttt.taivan@gmail.com |
| 131 | Tavantolgoi JSC | | Director | | Shurentsetseg | Accountant | 99009493 | info@tavantolgoi.mn |
| 132 | Taliin Shigtgee LLC | J.Purevsuren | Director | 99114422 | B.Purevtokhoo | Accountant | 99998642 | jp@aumogul.com |
| 133 | Terra Energy LLC | T.Tsogt | Director | | Soyolmaa | Accountant | 99991680 | soyolmaa.ts@terraenergy.mn |
| 134 | TBE LLC | Damdinpurev | Director | | Bujidmaa | Accountant | 99091029 | alinzul@komit.mn |
| 135 | Tegshtplant LLC | Batbileg | Director | | G.Orkhon | Accountant | 88068814 | info@tegshplant.mn |
| 136 | Ten Khun LLC | | Director | | Ulzijargal | Accountant | 88046509 | |
| 137 | Teso LLC | O.Narankhuu | Director | | B.Batjav | Accountant | 89033933; 99007412 | batjav@teso.mn |
| 138 | Tefis Mining LLC | Stive Court | Director | | B.Narmandakh | Accountant | 99098010 | nasashka@yahoo.com |
| 139 | Ulzgol LLC | | Director | | Aruinaa | Accountant | 99085014 | ariunaa6016@yahoo.com |
| 140 | Uugan Ilch LLC | Ch.Enkhtuya | Director | | B.Otgonjargal | Accountant | 99270810; 88000996 | temka_oogii@yahoo.com |
| 141 | Uuls Zaamar LLC | Z.Batbaatar | Director | 631311; 99080114 | G.Darkhijav | Accountant | 99058510 | darhia_0424@ododgold.mn; battulga@ododgold.mn |
| 142 | Focus Metal Mining LLC | Ts.Batsaikhan | Director | 99114046 | S.Javkhlan | Accountant | | shatar_s@yahoo.com |
| 143 | Freegood Erin LLC | M.Bayartogtokh | Director | | Kh.Batzaya | Accountant | 98989801 | zaya_1118@yahoo.com |
| 144 | Fenchun International LLC | Liu Chun rong | Director | | B.Oyun-Erdene | Accountant | 70106108; 99029130 | oyko_433@yahoo.com |

| No. | Company | Contact details | | | | | | |
|-----|---------------------------------|-----------------|-----------|-----------------------|----------------|------------|------------------------------------|---|
| | | Name | Job title | Tel | Name | Job title | Tel | Email address |
| 145 | Khangad Exploration LLC | | Director | 88107567 | | Accountant | | batbold.kh@mmc.mn |
| 146 | Khangai Prospecting LLC | Bayarmaa | Director | 99086174 | Namchinkhand | Accountant | 99073153 | namchaa_gog@yahoo.com |
| 147 | Khangai Khuder LLC | Ts.Davaanyam | Director | | | Accountant | 91915608 | davaanyam62@yahoo.com |
| 148 | Khartarvagatai JSC | D.Surmaajav | Director | | | Accountant | | tarvagatai@magicnet.com |
| 149 | Kharanga Khuder LLC | Ts.Erdene | Director | | Usukhbayar | Accountant | 95956560 | usukhbayar.a@haranga.com |
| 150 | Hera Investment LLC | Gantulga | Director | 99100330 | J.Altanzul | Accountant | 99000095 | zulaa@hera.mn |
| 151 | Khongor Khangain Erdenes LLC | | Director | | Tuvshinjargal | Accountant | 99083323 | tjargal2002@yahoo.com |
| 152 | Khotgor Shanaga LLC | Pac Jun Choil | Director | | Gerelmaa | Accountant | 99742747 | geeye_1103@yahoo.com |
| 153 | Khukh Tur LLC | J.Enkhsaikhan | Director | 98112677 | | Accountant | | khukhtur@gmail.com |
| 154 | Huadi Kuonyez LLC | | Director | 70118831 | Minjmaa | Accountant | 99199610 | bminjmaa@yahoo.com; jagaimgl0131@yahoo.com |
| 155 | Khurgatai Khairkhan LLC | Jin Ben | Director | | Ariuntsetseg | Accountant | 91914555 | ariuntsetseg@aspiremininglimited.com |
| 156 | Khureedel LLC | B.Naranzaya | Director | | M.Erdenechimeg | Accountant | 99094748 | chimgee_50@yahoo.com |
| 157 | Khuslemj LLC | D.Ganzorig | Director | | J.Khandsuren | Accountant | 99164841 | |
| 158 | Kheltrege LLC | | Director | 99095707 | Zandaakhuu | Accountant | 99149354 | boloroo.0516@yahoo.com |
| 159 | Tsairtmineral LLC | | Director | | | Accountant | 70519100; 99016996 | boloroonoo_05@yahoo.com |
| 160 | Cement & Lime JSC | A.Shoovdor | Director | | P.Nasanbuyan | Accountant | 99093142 | nb.diva@yahoo.com |
| 161 | Central Asian Cement LLC | B.Tsendsuren | Director | 99091811 | Omgonsuren | Accountant | 95957574 | otgonsuren@apicorp.com |
| 162 | Central Asia Mining LLC | Batbileg | Director | 99990679 | | Accountant | | ubg.bat@gmail.com |
| 163 | Tsevdeg LLC | J.Tsogterdene | Director | 99118326; 99183022 | B.Undrakhbayar | Accountant | 99183122 | tsevdeg@yahoo.com |
| 164 | Tsengeg-Orog LLC | Tamir | Director | | Tsennurmaa | Accountant | 99104399 | Tsennuurmaa@yahoo.com |
| 165 | Tsetsens Mining and Energy LLC | B.Amarmend | Director | 99990233 | E.Bolormaa | Accountant | 99024438 | bolor@tme.mn |
| 166 | Chandmani Tal LLC | J.Enkbold | Director | 99112480; 70582554 | Ts.Otgon | Accountant | 99583571 | chandmani_tal@yahoo.com |
| 167 | Chinkhua MAK Nariin Sukhait LLC | I.Nayantai | Director | 99091239; 75751571 | Kherlenchimeg | Accountant | 99091354 | nayantai_ii@yahoo.com |
| 168 | Shanlun LLC | Ganbold | Director | 88049888 | Munkhtsetseg | Accountant | 88083609; 99583555 | gandii0725@yahoo.com |
| 169 | Shanjin Ord LLC | A.Eruult | Director | 99012222 | Enkhzul | Accountant | 99186688 | Enkhzulgal@yahoo.com |
| 170 | Shar Narst LLC | Agvaandondow | Director | 99115211 | Davaasuren | Accountant | 88998998; 99965889 | |
| 171 | Shariin Gol JSC | Kuram Chapman | Director | 311073 | Annambek | Accountant | 99068307; 99377481; 88288882 | entso_cb@yahoo.com |
| 172 | Shengangyuntun LLC | A.Tumenjargal | Director | 99996009 | Egiimaa | Accountant | 99091981 | egii_mn@yahoo.com |
| 173 | Shivee Ovoo JSC | O.Otgonbaatar | Director | 70546464; | Enkhtur | Accountant | 99065441; 99051138 | Turoo_80@yahoo.com |
| 174 | Shin Shin LLC | M.Urnaa | Director | 99114838 | Delger | Accountant | 99057097 | delger_bolor@yahoo.com |

| No. | Company | Contact details | | | | | | |
|-----|--------------------------------|-----------------|-----------|-----------------------|------------------|------------|------------------------------------|-------------------------------------|
| | | Name | Job title | Tel | Name | Job title | Tel | Email address |
| 175 | Shine Asia Mining Group LLC | Turbayar | Director | 99111292; 70112098 | Bolortuya | Accountant | 99030725 | Tuyaxai0301@yahoo.com |
| 176 | Shine Ilion Nen Yuan LLC | Ts.Namar | Director | 99805388 | G.Gandavaa | Accountant | 99084567 | Gandavaa_s@yahoo.com |
| 177 | Shine Longda LLC | B.Amarsaikhan | Director | 88111839 | A.Sereglenbileg | Accountant | 96660698 | Shinelongda@yahoo.com |
| 178 | Shine Shivee LLC | N.Munkhtuya | Director | 70115503 | T.Naidan | Accountant | 88113615 | naidan@shineshivee.mn |
| 179 | Sheiman LLC | | Director | 99909691 | chimedsuren | Accountant | 324196; 330464; 99003667 | tseegii.n@shamanllc.com |
| 180 | Ejbalei LLC | Denisov | Director | 99119819 | B.munkhtuul | Accountant | 99038733 | Tarzaa_40@yahoo.com |
| 181 | APEXPRO LLC | Jan Jikhuani | Director | 77229898 | B.Otgonjargal | Accountant | 99992588 | |
| 182 | HMMB LLC | BI KE PING | Director | 252932; 252933 | Sh.Narmandakh | Accountant | 99065826 | sh.narmandakh@yahoo.com |
| 183 | MJB LLC | M.Turmudakh | Director | 99091129; 99021129 | Ankhubayar | Accountant | 99021129 | sba.ankhaa@yahoo.com |
| 184 | MPHCL LLC | | Director | 70110569 | Otgontuya | Accountant | 99016150 | otgontsengel.oc@mongolia-energy.com |
| 185 | MCGT LLC | Brate Collin | Director | 70104710 | Kristobal devid | Accountant | 98050516 | undraa.t@mongoliaminerals.com |
| 186 | MCTT LLC | B.Oyunbileg | Director | 91929238 | B.Tokhotgon | Accountant | 91922898 | otgon_Cindy@yahoo.com |
| 187 | MMRI LLC | Ch.Byambasuren | Director | 99110005; 95966080 | G.Ganzorig | Accountant | 95966080 | ganzorig_999@yahoo.com |
| 188 | Emeelt Mines LLC | Lin Shuansik | Director | 88022258 | B.Burmaa | Accountant | 99095028 | burmaab@emeeltmines.com |
| 189 | NPI LLC | L.Solonmuchir | Director | 99078219 | Ch.Chantsaldulam | Accountant | 88072680 | ch.chantsaldulam@gmail.com |
| 190 | Energy Resource LLC | D.Bolormaa | Director | 88109882; 70122279 | B.Ariunbayar | Accountant | 88022028 | bolormaa.d@mnc.mn |
| 191 | Erdene Mongol LLC | Chris Covan | Director | 318532 | U.Ulambayar | Accountant | 99789701 | ulambayar@erdene.com |
| 192 | Erdenedalai Coal LLC | S.Bolorerdene | Director | 99116757; 681440 | Selenge | Accountant | 99025870 | selenge02@yahoo.com |
| 193 | Erdenejas LLC | D.Ganbaatar | Director | 331027 | D.Gantumur | Accountant | 99090709 | uya9128@gmail.com |
| 194 | Erdenes MGL LLC | O.Sainbuyan | Director | 70110735; 70110725 | G.Urjinbadam | Accountant | 94940055 | choijil@erdenesmgl.mn |
| 195 | Erdenes Tavan Tolgoi JSC | Batsuuri | Director | 70118585 | maitsetseg | Accountant | 99081568 | maitsetseg.l@erdenestt.mn |
| 196 | Erdenet Mining Corporation LLC | Davaatseren | Director | 99351469 | Nansalmaa, | Accountant | 99351556; 99351612; 95349518 | |
| 197 | Erel Cement LLC | S.Orgil | Director | 88105990 | N.Shinedelger | Accountant | 88108611; 88060183 | shinedelger.n@erelcement.mn |
| 198 | SBF LLC | B.Tsengelmaa | Director | 99117941 | Ts.Oyuntsetseg | Accountant | 96654013 | Oyuntsetseg@yahoo.com |
| 199 | ESTO LLC | D.Batjargal | Director | 88114144 | Ch.Baljinyam | Accountant | 88119816 | baljinyam.ch@esto.mn |
| 200 | Universal Resources LLC | I.Gonchig | Director | 311817 | J.Munkhdelger | Accountant | 99136481 | jigjdm@yahoo.com |

Annex 13: Government entities personnel contacted or involved in the reconciliation work

| Government entities | Location (aimag) | Contact details | | | |
|---|------------------|------------------|---|----------|-------------------------------|
| | | Name | Job title | Tel | Email address |
| Mongolia EITI Secretariat | Ulaanbaatar | Sh.Tsolmon | Coordinator | 70110525 | eiti.secretariat.mn@gmail.com |
| | | B.Delgermaa | Communication officer | 70110525 | eiti.communication@gmail.com |
| General Department of Taxation | Ulaanbaatar | Batchimeg | Head of Mineral Resources Taxation Division | 310373 | |
| | | D.Enkhtuya | Specialist of Mineral Resources Taxation Division | 310373 | Enkhtuya.Da@mta.mn |
| | | Ch.Batchimeg | Specialist of Mineral Resources Taxation Division | 310373 | Batchimeg.Ch@mta.mn |
| | | Ch.Oyunchimeg | Specialist of Mineral Resources Taxation Division | 310373 | Oyunchimeg.Ch@mta.mn |
| | | T.Bayarkhuu | Specialist of Mineral Resources Taxation Division | 310373 | Bayarkhuu.T@mta.mn |
| | | B.Nyamjargal | Specialist of Mineral Resources Taxation Division | 310373 | Nyamjargal.B@mta.mn |
| Mongolian Customs General Administration | Ulaanbaatar | Ts.Genlentseveen | Head of Customs taxes and tariff division | 350054 | |
| | | Battsengel | Specialist of Division of Statistics and Analysis | 91095064 | |
| Ministry of Environment and Green development | Ulaanbaatar | D.Enkhbat | Head of Environment and Nature Resources Department | 261966 | |
| | | T.Shijir-Erdene | Senior specialist of Environment and Nature Resources Authority | 310317 | Shijiree_77@yahoo.com |
| Ministry of Labour | Ulaanbaatar | Gantulga | State secretary of Ministry of Labour | | |
| | | Ts.Erdenetugs | General accountant, Senior Specialist | 62263020 | erdenetugs@mol.gov.mn |
| | | G.Enkhmaa | Specialist for Employment Assistance Fund | 62263020 | enkhmaa@mol.gov.mn |
| Mineral Resources Authority | Ulaanbaatar | G.Altansukh | General director of MRAM | 263701 | |
| | | D.Munkhsaikhan | Specialist of EITI | 263709 | munkhsaikhan@mram.gov.mn |
| | | P.Bolormaa | General accountant | 263703 | Bolormaa@mram.gov.mn |
| | | T.Khatanbaatar | Income accountant | 263702 | Khatanbaatar@mram.gov.mn |
| | | D.Erdenechimeg | Economist | 263702 | Erdenechimegd@mram.gov.mn |
| | | S.Battulga | Director of Mining division of MRAM | 310041 | |
| State Specialized Inspection Agency | Ulaanbaatar | D.Gunibazar | Acting General Executive Officer of SSIA | | |
| | | M.Naranchimeg | General accountant | 99096565 | naraa_0965@yahoo.com |
| General Authority of Social insurance | Ulaanbaatar | Ch.Chuluunchimeg | Head of Financial and Economy department | 328030 | |
| | | T.Enkhtur | Specialist in charge of Receivables | 99053522 | Enkhtur.buja@yahoo.com |
| Petroleum Authority of Mongolia | Ulaanbaatar | G.Ulziiburen | Acting General Executive Officer of PAM | 631208 | |
| | | B.Oyun | General accountant | 98089008 | info@pam.gov.mn |
| Nuclear Energy Authority | Ulaanbaatar | I.Tegshbayar | Acting General Executive Officer of NEA | 311672 | |
| | | D.Narantsatsral | Specialist | 62263149 | naraa1010@yahoo.com |

| Government entities | Location (aimag) | Contact details | | | |
|---------------------------------------|------------------|-----------------|------------------------------------|----------|---------------|
| | | Name | Job title | Tel | Email address |
| Tax Office in Gobisumber aimag | Gobisumber | P.Enkh-Oyun | Head | 70543185 | |
| Tax Office in Tuv aimag | Tuv | T.Bayasgalan | State tax officer | | |
| Tax Office in Sukhbaatar aimag | Sukhbaatar | S.Ganbolor | Legal advisor | | |
| Tax Office of Chingeltei district | Ulaanbaatar | M.Bolormaa | Acting Executive Officer | 311016 | |
| Tax Office in Orkhon aimag | Orkhon | Ts.Regzenbazar | Acting Executive Officer | 70359803 | |
| Governor's Office of Gobi-Altai aimag | Gobi-Altai | D.Erdenetsogt | Head of Finance and State Treasury | 70484042 | |
| Governor's Office of Gobisumber aimag | Gobisumber | B.Batdelger | Local Governor | 70543118 | |

Annex 14: Reconciliation team**Moore Stephens LLP**

| | |
|---------------------|------------------------------|
| Tim Woodward | Partner |
| Ben Toorabally | Head of Office |
| Radhouane Bouzaiane | Senior Manager – Team Leader |

Dalaivan Audit LLC

| | |
|-----------------------|-------------------------------|
| Jigden Tserengavaa | CEO |
| Jargalsuren Jigden | Executive Director |
| Gantulga Byambadorj | Audit Senior |
| Otgonbat Tegshee | Audit Senior |
| Ganbold Tsogtbaatar | Audit Senior |
| Bolorbayar Dugersuren | Audit Senior |
| Munguntulga Battseren | Audit Senior |
| Otgonjargal Khukhuu | Audit Senior |
| Nyamdorj Alimaa | Corporate Development Manager |