

# SEVENTH REPORT OF THE ZAMBIA EXTRACTIVE INDUSTRIES TRANSPARENCY INITIATIVE (ZEITI)

FOR THE YEAR ENDED 31 DECEMBER 2014

FINAL REPORT

December 2015



## TABLE OF CONTENTS

|  |           |
|--|-----------|
| <b>1. INTRODUCTION .....</b>   | <b>5</b>  |
| 1.1 Background.....  | 5         |
| 1.2 Objectives .....   | 5         |
| 1.3 Nature of our work.....  | 5         |
| <b>2. EXECUTIVE SUMMARY .....</b>  | <b>6</b>  |
| 2.1 Revenue Generated from the Extractive Sector .....                         | 6         |
| 2.2 Analysis of Production and Exports .....                                   | 8         |
| 2.3 Scope of the reconciliation .....  | 11        |
| 2.4 Completeness and Accuracy of Information .....                             | 12        |
| 2.5 Reconciliation of Financial Flows .....                                    | 14        |
| 2.6 Analysis of Government Revenues .....                                      | 15        |
| 2.7 Corporate Social Responsibility Payments .....                             | 23        |
| 2.8 VAT Refunds.....   | 24        |
| <b>3. APPROACH AND METHODOLOGY .....</b>                                       | <b>25</b> |
| 3.1 Scoping Study.....   | 25        |
| 3.2 Information Collection .....   | 25        |
| 3.3 Reconciliation and Investigation of Discrepancies .....                    | 25        |
| 3.4 Reliability and Credibility of Information Reported .....                  | 26        |
| 3.5 Basis of Reporting.....  | 26        |
| <b>4. DETERMINATION OF THE RECONCILIATION SCOPE.....</b>                       | <b>27</b> |
| 4.1 Selection of financial flows .....   | 27        |
| 4.2 Selection of Extractive Companies .....                                    | 30        |
| 4.3 Reconciliation scope .....   | 32        |
| <b>5. RECONCILIATION RESULTS .....</b>   | <b>37</b> |
| 5.1 Payment Reconciliation between Mining Companies and Government Entities .. | 37        |
| 5.2 Payment reconciliation per company.....                                    | 45        |
| 5.3 Payment reconciliation between mining companies and ZCCM-IH.....           | 85        |
| <b>6. CONTEXTUAL INFORMATION ON THE EXTRACTIVE INDUSTRY .....</b>              | <b>86</b> |
| 6.1 Oil and Gas Sector.....  | 86        |
| 6.2 Mining Sector .....  | 88        |
| 6.3 Collection and Distribution of the Extractive Revenues.....                | 97        |
| 6.4 Beneficial Ownership .....   | 102       |
| 6.5 Government Participation in the Extractive Sector.....                     | 103       |

|           |  |            |
|-----------|--|------------|
| 6.6       | Audit and Assurance Practices in Zambia .....                                  | 106        |
| <b>7.</b> | <b>RECOMMENDATIONS .....</b>   | <b>107</b> |
| <b>8.</b> | <b>ANNEXES.....</b>  | <b>108</b> |
|           | Annex 1: Reporting template and Supporting Schedule .....                      | 109        |
|           | Annex 2: Tracking table of certified declaration forms .....                   | 120        |
|           | Annex 3: Extractive companies profile and immediate beneficial ownership ..... | 123        |
|           | Annex 4: List of Oil and Gas companies.....                                    | 134        |
|           | Annex 5: List of Mining Rights (MMMD) .....                                    | 135        |

**LIST OF ABBREVIATIONS**

|          |  |
|----------|--|
| DA       | Development Agreements                                     |
| EPF      | Environmental Protection Fund (EPF)                        |
| EITI     | Extractive Industries Transparency Initiative              |
| FDI      | Foreign Direct Investment                                  |
| FOB      | Free on Board  |
| FQM      | First Quantum Mining and Operations Ltd-BM M S             |
| GDP      | Gross Domestic Product                                     |
| GRZ      | Government of the Republic of Zambia                       |
| GSD      | Geological Survey Department                               |
| INTOSAI  | International Organization of Supreme Audit Institutions   |
| ISA      | International Standard on Auditing                         |
| KCM      | Konkola Copper Mines                                       |
| MCM      | Mopani Copper Mines  |
| MMMD     | Ministry of Mines and Minerals Development                 |
| MoF      | Ministry of Finance  |
| MoL      | Ministry of Lands  |
| MoLGH    | Ministry of Local Government and Housing                   |
| MSD      | Mines Safety Department                                    |
| Mt       | Metric tons  |
| MTEF     | Medium Term Expenditure Framework                          |
| OAG      | Office of the Auditor General                              |
| PAC      | Public Accounts Committee                                  |
| PFM      | Public Financial Management                                |
| TPIN     | Tax Payer Identification Number                            |
| UMCIL    | Universal Mining & Chemical Industries Limited             |
| VAT      | Value Added Tax  |
| WHT      | Withholding Tax  |
| ZCCM- IH | Zambia Consolidated Copper Mines – Investment Holdings Plc |
| ZEC      | Zambia EITI Council  |
| ZEITI    | Zambia Extractive Industries Transparency Initiative       |
| ZICA     | Zambia Institute of Chartered Accountants                  |
| ZMW      | Zambian Kwacha – Rebased                                   |
| ZRA      | Zambia Revenue Authority                                   |

## 1. INTRODUCTION

### 1.1 Background

The Extractive Industries Transparency Initiative (EITI) is a global coalition of governments, companies and civil society working together to improve transparency and accountability in the management of revenues from natural resources. The EITI issued a new global standard for transparency in the oil, gas and mining industries in July 2013 (the “EITI Standard”). The EITI principles are based on the belief that prudent use of natural resources contributes to economic growth, sustainable development and reduction of poverty in resource-rich countries. Zambia joined EITI as candidate in May 2009 and became fully compliant on 19 September 2012. To date six (6) annual EITI Reports have been produced covering the period from 1 January 2008 until 31 December 2013.

This is the seventh Zambia Extractive Industries Transparency Initiative (ZEITI) reconciliation report, which covers the period 1<sup>st</sup> January 2014 to 31 December 2014. Zambia’s next validation is due before 1 July 2016<sup>1</sup>.

### 1.2 Objectives

The purpose of this Report is to reconcile the information provided by companies in the extractive sector (hereafter referred to as “Companies”) with the information provided by relevant Government Ministries and Entities (hereafter referred to as “Government Entities”).

The overall objectives of the reconciliation exercise are to assist the Government of Zambia in identifying the positive contribution that minerals resources are making to economic and social development of the Country and to realise their potential through improved resource governance that encompasses and fully implements the principles and criteria of the Extractive Industries Transparency Initiative.

### 1.3 Nature of our work

We have performed our work in accordance with the International Auditing Standards applicable to related services (ISRS 4400 Engagements to perform agreed upon procedures regarding Financial Information). The procedures performed were those set out in the terms of reference as established in the Request for Proposal and approved by ZEC.

The reconciliation procedures carried out were not designed to constitute an audit or review in accordance with International Standards on Auditing or International Standards on Review Engagements and as a result we do not express any assurance on the transactions beyond the explicit Governmentments set out in this report. Had we performed additional procedures other matters might have come to our attention that would have been reported to you.

The report consists of six (6) chapters presented as follow:

- Executive Summary;
- Methodology and approach to the reconciliation process;
- Determination of the reconciliation scope;
- Reconciliation results of reported information;
- Description of the contextual information on the industry;
- Recommendations for improvement of future reconciliation processes.

Reported information disaggregated by individual companies, Government Entities and revenue streams, are included as appendices to the report. The amounts in this report are reported in Zambian Kwacha (ZMW), unless otherwise reported. Our report incorporates information received up to 15 December 2015. Any information received after this date is not, therefore, included in our report.

---

<sup>1</sup> See [www.zambiaeiti.org/](http://www.zambiaeiti.org/) for more information about EITI in Zambia.

## 2. EXECUTIVE SUMMARY

This report summarises information about the reconciliation of fiscal and non-fiscal revenue from the extractive industry in Zambia as part of the implementation of the Extractive Industries Transparency Initiative (EITI). In this context, extractive companies and Government Entities report payments and revenue respectively. In addition; this report includes reconciliation of revenues collected by the Government Owned Company-“ZCCM-IH” from extractive companies and the cash flows contributed by ZCCM-IH to the Government budget.

### 2.1 Revenue Generated from the Extractive Sector

The receipts reported by the government in 2014, after reconciliation, is reflected as follows:

#### Contribution to the Government Budget

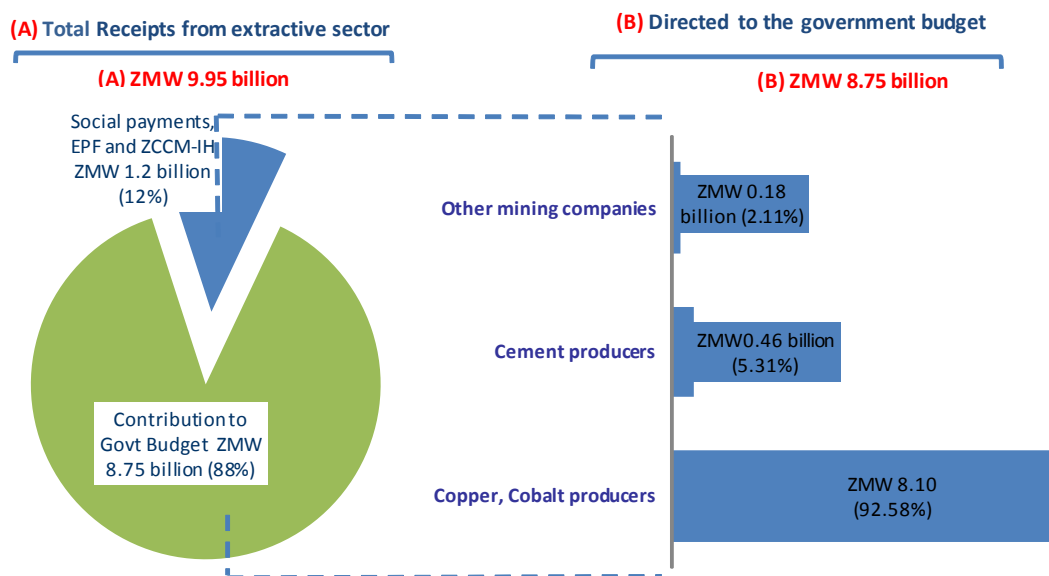
According to the information collected from Government Entities, after reconciliation work, revenue generated from the extractive industry totalled ZMW 9.95 billion (2013; ZMW 8.20 Billion) .Included in the ZMW of 9.95 billion is ZMW 8.75 billion (88%) that was contributed directly to the Government budget and ZMW 1.20 billion (12%) that was contributed through other sources (*see table below*).

Amounts not contributed directly to Government budget of ZMW 1.20 billion (12% of total government receipts) was contributed through dividends and other investment income of ZMW 0.75 billion collected by ZCCM-IH from its subsidiaries which operate in the mining sector, social payments amounting to ZMW 0.43 billion paid by extractive companies and payments to the Environmental Protection Fund (EPF) amounting to ZMW 0.02 billion collected by the MMMD from extractive companies.

The Government budget recorded payments of ZMW 8.75 billion or 87.9% of total cash flows from the extractive industry in 2014 out of which copper and cobalt producers contributed ZMW 8.10 billion (92.58%), cement producers ZMW 0.46 billion (5.31%) and other extractive companies ZMW 0.18 billion (2.11%).

| Nature  | Extractive sector contribution 2014 in ZMW billion | %age         | Extractive sector contribution 2013 in ZMW billion | Change in ZMW billion | Change in %age |
|---|--|--------------|--|-----------------------|----------------|
| Contribution by Copper, Cobalt producers                  | 8.10   | 92.58%       | 6.63   | 1.47                  | 22%            |
| Contribution by Cement producers                          | 0.46   | 5.31%        | 0.37   | 0.09                  | 26%            |
| Contribution by Other mining companies                    | 0.18   | 2.11%        | 0.77   | (0.59)                | -76%           |
| <b>Total direct contribution to the government budget</b> | <b>8.75</b>  | <b>88.0%</b> | <b>7.77</b>  | <b>0.98</b>           | <b>13%</b>     |
| Other receipts from extractive industry                   | 1.20   | 12.0%        | 0.43   | 0.77                  | 178%           |
| <b>Total Government Receipts from extractive sector</b>   | <b>9.95</b>  | <b>100%</b>  | <b>8.20</b>  | <b>1.75</b>           | <b>21%</b>     |

The contribution of the sector that is summarised in the table above is further illustrated in the chart below.



#### Analytical Trend of Extractive Sector Revenues

Government Revenues from the extractive sector increased from ZMW 8.21 billion in 2013 to ZMW 9.95 billion in 2014. This increase of ZMW 1.75 billion (21% increase) is analysed in the table below:

| Revenue Stream (in Billion ZMW)                       | 2012        | 2013        | 2014        | Movement    |
|---|-------------|-------------|-------------|-------------|
| Import VAT  | 1.42        | 2.23        | 1.99        | (0.24)      |
| Company Income Tax                                    | 2.73        | 1.31        | 1.55        | 0.24        |
| Mineral royalties                                     | 1.48        | 1.71        | 1.82        | 0.11        |
| Other payments  | 0.87        | 1.12        | 1.96        | 0.84        |
| Contribution to GRZ budget (excluding PAYE)           | 6.50        | 6.37        | 7.32        | 0.96        |
| Pay As You Earn (PAYE)                                | 1.07        | 1.40        | 1.43        | 0.03        |
| <b>Total contribution to Government budget (a)</b>    | <b>7.57</b> | <b>7.77</b> | <b>8.75</b> | <b>0.98</b> |
| Payments to the EPF (b)                               | -           | 0.01        | 0.02        | 0.01        |
| Dividends   | 0.23        | 0.17        | 0.75        | 0.58        |
| Other investment incomes                              | -           | 0.08        | -           | (0.08)      |
| Revenues received by ZCCM-IH (c)                      | 0.23        | 0.25        | 0.75        | 0.50        |
| Social payments (d)                                   | 0.22        | 0.18        | 0.43        | 0.26        |
| <b>Total revenue from extractive sector (a+b+c+d)</b> | <b>8.02</b> | <b>8.21</b> | <b>9.95</b> | <b>1.75</b> |

The increase of 21% or ZMW 1.75 billion can be attributed to the increased number of companies covered in the report from 30 companies in 2013 to 40 companies in 2014 as well as increased dividends receipts in 2014 mainly from Kansashi Mining Plc.

## Contribution to the Zambia Economy

Based on the information gathered and set out in Section 6 (contextual information) of this report, Zambia is still highly dependent on mining as its major productive industry. Zambia broadly conforms to the inverted pyramid pattern of macroeconomic contributions with very high contributions in some macro areas (notably exports and government revenue) but progressively lower contributions in other areas such as GDP<sup>2</sup>, investment and employment.

| Economic indicator | %age of extractive industry contribution to the economy in 2013 | %age of extractive industry contribution to the economy in 2014 |
|--------------------|---|---|
| Exports            | 68%   | 77.65%  |
| Investments        | 3.4%  | 1.6%  |
| Government revenue | 33%   | 32%   |
| GDP                | 7%  | 6%  |
| Direct Employment  | 1.7%  | 1.7%  |

(Source: 2014 MOF Economic Report)

## 2.2 Analysis of Production and Exports

### Summary Production Information<sup>3</sup>

According to information provided by the large scale mining companies and the Ministry of Mines and Minerals Development and other government agencies, Copper and cobalt are the key commodities produced in Zambia. In 2014, the production was 708,259 (2013; 754,918 mt) metric tonnes of copper and nil (2013; 6,957 mt) metric tonnes of cobalt. Also in 2014 159,151 (2013; 148,768) metric tonnes of Coal and 4,807 kgs (2013; 4,984) of gold were produced by extractive companies in Zambia;

| Production of Major Minerals in 2014 |         |         |          |
|--------------------------------------|---------|---------|----------|
| Mineral                              | 2013    | 2014    | Change   |
| Copper (Mt)                          | 754,918 | 708,259 | (46,659) |
| Cobalt (Mt)                          | 6,957   | -       | (6,957)  |
| Coal (Mt)                            | 148,768 | 159,151 | 10,383   |
| Gold (kgs)                           | 4,984   | 4,807   | (177)    |

(Source: 2014 Ministry of Finance Annual Economic Report)

<sup>2</sup> In current prices

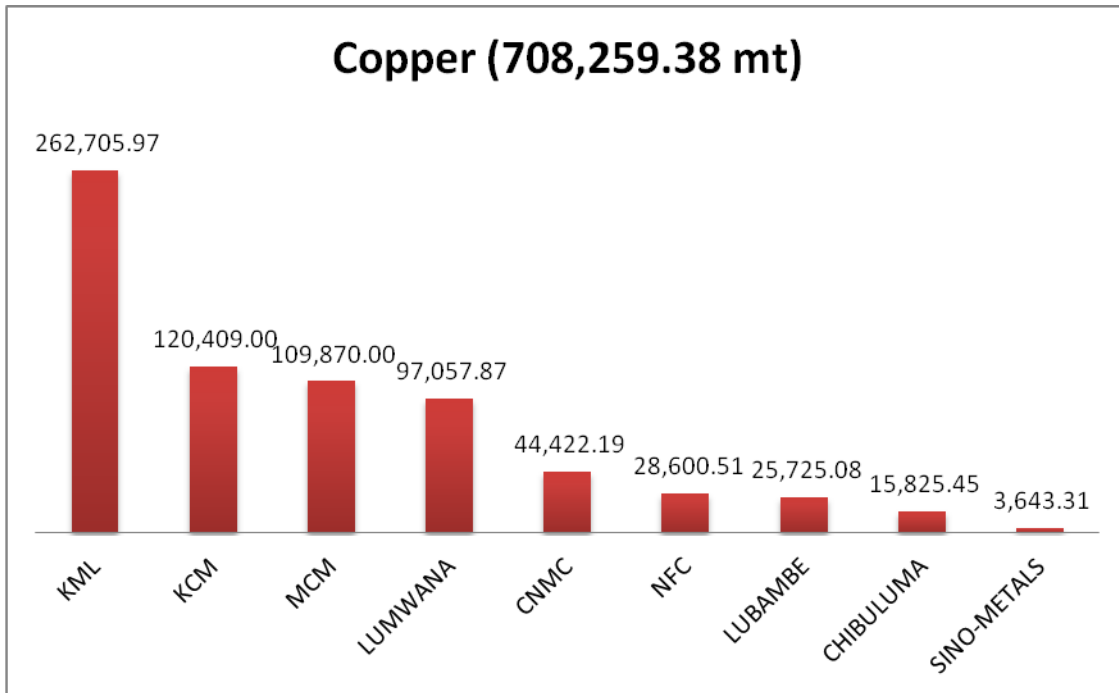
<sup>3</sup> Toll, purchased and imported production excluded



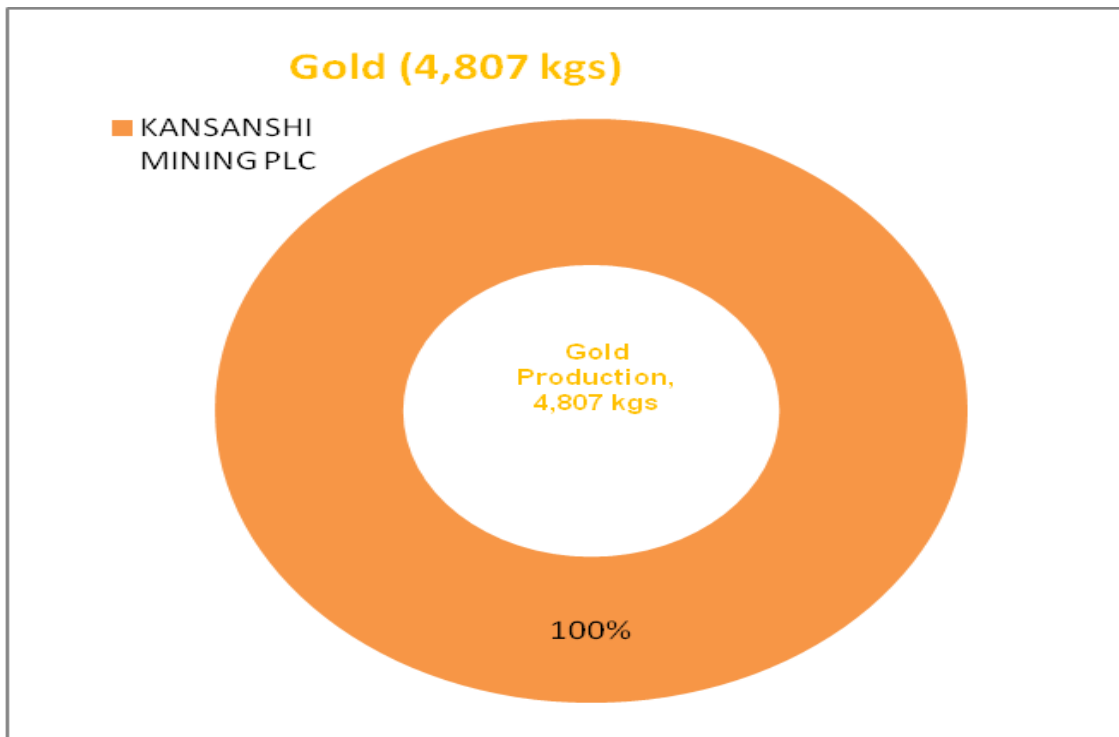
**Production of Major Mines in Zambia**

In the charts below we present production of the major mines by company in 2014.

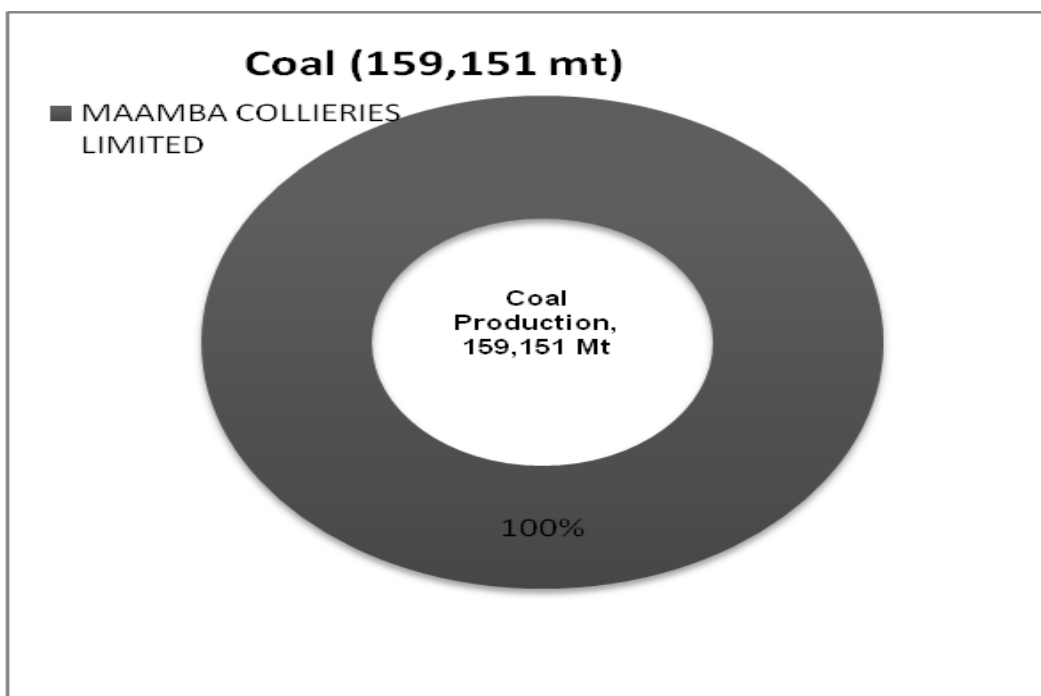
Copper production;



Gold production;



Coal production;



As shown in the charts above, the four largest mining companies in Zambia, Konkola Copper Mines and Mopani Copper Mines from the Copperbelt province and Kansanshi and Lumwana from North-Western province, account for over 85% of copper production in Zambia. The reduction in copper production was partly attributed to operational issues as well as shut downs at some mines, low grade ore and stockpiling of concentrates in 2014<sup>4</sup>;

**Analysis of Exports Information<sup>5</sup>**

The mining sector accounts for 77.65% (2013;67.03%) of exports earnings in 2014 with a large contribution of copper mining which accounts of over 96.5% of the sector exports as shown below:

|                                      | 2013         | 2014         | change       |
|--------------------------------------|--------------|--------------|--------------|
|                                      | US\$ billion | US\$ billion | US\$ billion |
| <b>Mineral exports</b>               | 7.24         | 7.90         | 0.66         |
| <i>Copper exports</i>                | 6.91         | 7.62         | 0.71         |
| <i>Cobalt exports</i>                | 0.14         | 0.12         | (0.01)       |
| <i>Gold</i>                          | 0.19         | 0.15         | (0.03)       |
| <i>Not traditional exports</i>       | 3.56         | 2.27         | (1.29)       |
| <b>Zambia Exports (f.o.b)</b>        | 10.79        | 10.17        | (0.63)       |
| <b>Contribution of mining sector</b> | 67.03%       | 77.65%       |              |

(Source: Ministry of Finance Annual Economic Report, 2014)

Copper export earnings at US\$ 7,618.50 million were 10.2% higher than US\$ 6,911.40 million in 2013 due increased export volumes. Copper export volumes rose to 1,143,315.4 mt in 2014 from 976, 305.70 mt in 2013<sup>6</sup>

<sup>4</sup> 2014 Ministry of Finance Annual Economic Report

<sup>5</sup> Including imported and purchased production

<sup>6</sup> 2014 MOF Annual Economic Report

## 2.3 Scope of the reconciliation

### Payment flows and information reported

The report covers payments made by extractive revenues and revenues received by Government entities and other material payments and benefits to Government Entities as detailed in the Section 4 of this report.

The report also covers mining production, export sales, social payments and loans provided to mining companies.

### Reporting entities

All companies operating under an exploration license in oil and gas or a mining license and which make payments to the government entities in excess of ZMW 1 million (approx. USD 162,000) were required to report their payments to us in accordance with the EITI Standard. As a result, cash flows reconciled for extractive sector represent 99.86% of revenue flows from the mining sector by government entities. The initial selection resulted in 41 mining companies operating in Zambia. These companies are listed in Section 4 of this report.

**Chantente Mining Services Limited** that was selected among the 41 companies was later dropped from the reconciliation scope as we later established that this entity did not possess mineral rights in Zambia as of 2014. We have confirmed from management that the company sold its mineral rights to Grizzly Mining Limited in 2009/2010. Grizzly Mining Limited was already selected and is included in this report. The final number of companies considered for the 2014 report is therefore **40 (Forty)** companies (2013; 30 companies)

For mining entities, including those operating in artisanal mining sector, which have made payments below the ZMW 1 million threshold to the government, cash flows are included in this report through unilateral disclosure by Government Entities and ZCCM-IH. The revenues collected from these companies which were submitted by government entities during the scoping phase are detailed in Section 2.6.4 of this report.

Based on the list of mining companies and payment streams included in the scope, all Government Entities involved in revenue collection were required to report under the EITI Standard. These entities are listed in Section 4 of this report.

## 2.4 Completeness and Accuracy of Information

### Reporting Template Submission

All companies included in the reconciliation scope have returned their reporting templates, except the following:

| Company                         | Government receipts (in ZMW million) |
|---------------------------------|--------------------------------------|
| SAN HE (ZAMBIA) LIMITED         | 1                                    |
| ZAMBEZI PORTLAND CEMENT LIMITED | 67                                   |
| <b>Total</b>                    | <b>68</b>                            |

The receipts reported by Government Entities in respect of these companies amounting to ZMW 68 million account for only 0.69% (not material for the purpose of this report) of the total extractive sector revenue declared and received by the Government. All these two (2) companies who have not returned reporting templates are open and actively operating in Zambia but have not cooperated with the request to report despite several efforts to obtain information from them.

The independent administrator and the ZEITI secretariat applied all efforts to obtain reporting information from these two (2) entities without success. The following efforts were made to try and obtain information from these companies.

1. Hard copy letters were mailed as well as sent through email contacts on file in the Mining Cadastre.
2. The ZEITI Secretariat issued two public notices in the press (news papers) urging these companies to submit information.
3. Staff from the Independent Administrators' office as well as the ZEITI secretariat physically delivered to these companies reporting templates as well as template completion instructions in addition to the introduction letters from the government inviting the companies to submit reporting templates. All these efforts did not yield any positive response from the companies.

All Government Entities included in the reconciliation scope have returned their reporting templates. Details of submission of the reporting templates by reporting entity are set out in Annex 2 of this report.

**Payments and Receipts Certification**

All the thirty eight (38) companies included in the reconciliation scope and who returned the reporting templates, submitted their reporting templates signed by management, of which only six (6) companies have submitted a certified reporting template signed by external auditor. These companies are listed in the table below:

| No | Company                            | Government receipts (ZMW) |
|----|------------------------------------|---------------------------|
| 1  | CHIBULUMA MINES PLC                | 261,004,915               |
| 2  | KAGEM MINING LIMITED               | 128,160,451               |
| 3  | MAAMBA COLLIERIES LIMITED          | 42,273,268                |
| 4  | ALBIDON ZAMBIA LIMITED             | 10,745,150                |
| 5  | BHP BILLITON WORLD EXPLORATION INC | 996,553,362               |
| 6  | MOPANI COPPER MINES PLC            | 1,152,003                 |
|    | <b>Total</b>                       | <b>1,439,889,149</b>      |

- i. The receipts reported by Government Entities in respect of the above companies were, ZMW 1.4 billion accounting to 14.5% of the total extractive revenue declared by the Government. Despite the low number of companies submitting audit certifications for their reporting templates, all the thirty eight (38) companies that reported and whose templates were signed off by management provided supporting documents in form of receipts and other payment supporting documents in addition to providing detailed payments information with receipt numbers, payment dates, payment types and the currency of payment; These supporting documents and detailed breakdown of the transactions increased our confidence in the reliability of the information that was reported and reconciled. The ZEC has continued to rely on management sign offs as mitigation.
- ii. With regards to Government Entities, we have received a letter from the Auditor General confirming that the accounts of the Government Entities for 2014 were audited under International Standards.
- iii. All government entities that were included in the reconciliation scope have submitted reporting templates signed by authorised officers for these entities.
- iv. Details of submission of the certified reporting templates by reporting entity are set out in Annex 2 of this report.
- v. Mainly due to the challenges faced in external auditors providing audit certificates over the years, the Zambia EITI Council (ZEC) made a decision to obtain audit certificates for some of the companies and where these are not available ZEC will rely on management sign off to ascertain validity of the information report.

## 2.5 Reconciliation of Financial Flows

BDO has been engaged to reconcile the taxes and payments reported by the extractive companies and the Government Entities in order to identify and clarify any potential discrepancies in the reporting. Section 5.1 of this report presents the reconciliation results at aggregated level. Individual templates by company showing all the reconciliation details are presented in Section 5.2 of this report. The table below present a summary of the financial flows reconciliation.

### Summary of Financial Flows Reconciliation

By the date of this report, financial flows were reconciled to 99.81% of total financial flows reported by the Government. The net unreconciled amount was ZMW 18 million or 0.19% of the total reported financial flows declared by the Government. The table below shows the summary of the reconciliation results.

| Aggregated receipts<br>(in ZMW billion)                                 | Initial reporting | Adjustment  | Final Adjusted Amount |
|---|-------------------|-------------|-----------------------|
| <b>Allocated to the Government budget</b>                               |                   |             |                       |
| <b>Mining companies (I)</b>   |                   |             |                       |
| Extractive companies  | 8.45              | 0.26        | 8.71                  |
| Government  | 8.41              | 0.32        | 8.73                  |
| Difference  | (0.04)            | 0.06        | 0.02                  |
| ZCCM-IH (II)  |                   |             |                       |
| ZCCM-IH   | 0.01              | 0.00        | 0.01                  |
| Government  | 0.01              | 0.00        | 0.01                  |
| Difference  | (0.00)            | 0.00        | (0.00)                |
| <b>Reconciled figures allocated to the Government budget (I+II)=(a)</b> |                   |             |                       |
| Extractive companies and ZCCM-IH  | 8.46              | 0.26        | 8.72                  |
| Government (i)  | 8.42              | 0.32        | 8.74                  |
| Difference  | (0.04)            | 0.06        | 0.02                  |
| Revenue from other companies (ii) (*)                                   | 0.01              | -           | 0.01                  |
| <b>Contribution to the Government budget (i+ii)</b>                     | <b>8.43</b>       | <b>0.32</b> | <b>8.75</b>           |
| <b>Environmental Protection Fund (b)</b>                                |                   |             |                       |
| Extractive companies  | 0.02              | -           | 0.02                  |
| Government  | -                 | 0.02        | 0.02                  |
| Difference  | (0.02)            | 0.02        | (0.00)                |
| <b>Allocated to ZCCM-IH (c)</b>   |                   |             |                       |
| Extractive companies  | 0.73              | 0.02        | 0.75                  |
| ZCCM-IH   | 0.05              | 0.70        | 0.75                  |
| Difference  | (0.68)            | 0.68        | -                     |
| <b>Total reconciled figures (a)+(b)+(c)</b>                             |                   |             |                       |
| Extractive companies  | 9.21              | 0.28        | 9.49                  |
| Government (iii)  | 8.47              | 1.04        | 9.51                  |
| Difference  | (0.74)            | 0.76        | 0.02                  |
| Social Contribution (iv) (**)   | 0.43              | -           | 0.43                  |
| <b>Government, ZCCM-IH and other beneficiaries (ii+iii+iv)</b>          | <b>8.91</b>       | <b>1.04</b> | <b>9.95</b>           |

(\*) unilateral disclosure from government agencies (\*\*) unilateral disclosure from extractive companies.

## 2.6 Analysis of Government Revenues

### 2.6.1 Analysis of receipts by companies

The analysis of Government revenues by companies' contribution indicates that 5 companies contributed approximately 70% of the total Government revenues in 2014 and that Kansanshi Mining Plc accounts for almost 32.86% of the total extractive revenues for the year.



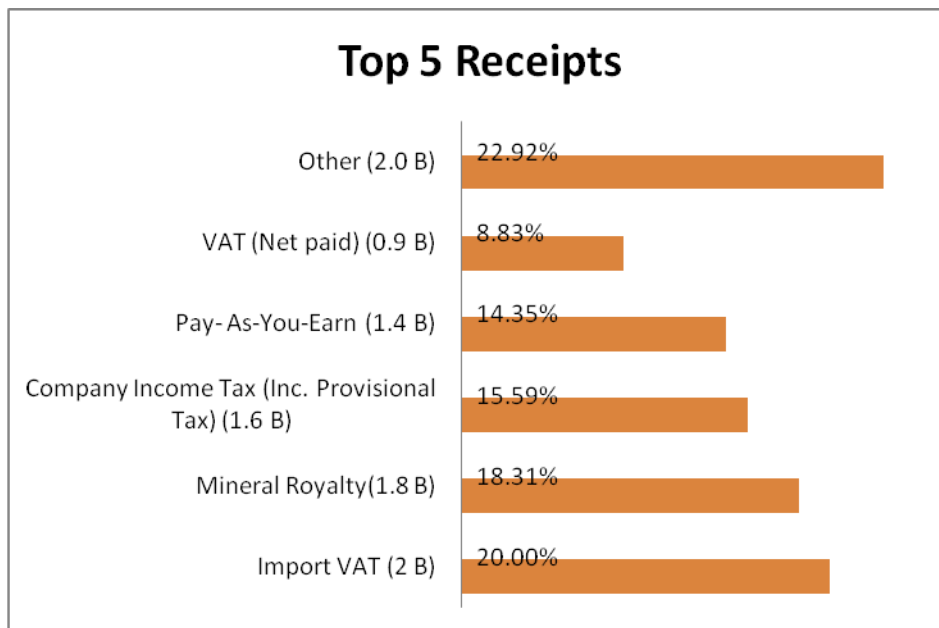
The list of payments by company is shown in the table below:

| No | Company  | Government receipts (ZMW) | % of total payment |
|----|--|---------------------------|--------------------|
| 1  | KANSANSHI MINING PLC                           | 3,270,824,901             | 32.86%             |
| 2  | MOPANI COPPER MINES PLC                        | 1,142,482,612             | 11.48%             |
| 3  | FIRST QUANTUM MINING AND OPERATIONS LTD-BM M S | 962,150,273               | 9.67%              |
| 4  | KONKOLA COPPER MINES PLC                       | 860,476,005               | 8.65%              |
| 5  | KALUMBILA MINERALS LIMITED                     | 752,217,264               | 7.56%              |
| 6  | LUMWANA MINING COMPANY LIMITED                 | 724,235,307               | 7.28%              |
| 7  | LAFARGE CEMENT ZAMBIA PLC                      | 383,015,189               | 3.85%              |
| 8  | CHAMBISHI METALS PLC                           | 296,222,520               | 2.98%              |
| 9  | CHIBULUMA MINES PLC                            | 261,004,915               | 2.62%              |
| 10 | LUBAMBE COPPER MINE LIMITED1                   | 229,992,529               | 2.31%              |
| 11 | CHAMBISHI COPPER SMELTER LIMITED               | 221,752,116               | 2.23%              |
| 12 | CNMC LUANSHYA COPPER MINES PLC                 | 219,494,074               | 2.21%              |
| 13 | NFC AFRICA MINING PLC                          | 184,515,976               | 1.85%              |
| 14 | KAGEM MINING LIMITED                           | 128,160,451               | 1.29%              |
| 15 | ZAMBEZI PORTLAND CEMENT LIMITED                | 66,996,795                | 0.67%              |
| 16 | MAAMBA COLLIERIES LIMITED                      | 42,273,268                | 0.42%              |
| 17 | SABLE ZINC KABWE LIMITED                       | 40,337,610                | 0.41%              |
| 18 | UNIVERSAL MINING INDUSTRIES LIMITED            | 23,803,263                | 0.24%              |
| 19 | NDOLA LIME COMPANY LIMITED                     | 16,094,173                | 0.16%              |
| 20 | SCIROCCO ENTERPRISES LIMITED                   | 14,388,484                | 0.14%              |
| 21 | ALBIDON ZAMBIA LIMITED                         | 10,745,150                | 0.11%              |
| 22 | ZCCM INVESTMENTS HOLDINGS PLC                  | 10,613,817                | 0.11%              |
| 23 | ZAMBIAN NM EXPLORATION CO LTD                  | 10,506,018                | 0.11%              |
| 24 | SINO-METALS LEACH ZAMBIA LTD                   | 9,695,363                 | 0.10%              |
| 25 | LIONS GROUP QUARRIES LIMITED                   | 9,388,749                 | 0.09%              |
| 26 | VALE ZAMBIA LIMITED                            | 7,352,734                 | 0.07%              |

| No | Company                                      | Government receipts (ZMW) | % of total payment |
|----|--|---------------------------|--------------------|
| 27 | NEELKANTH LIME LIMITED                       | 6,924,283                 | 0.07%              |
| 28 | KALULUSHI CLAY BRICKS LIMITED                | 4,773,512                 | 0.05%              |
| 29 | SYNITE QUARRIES ZAMBIA                       | 4,179,232                 | 0.04%              |
| 30 | UNITURTLE INDUSTRIES (ZAMBIA) LIMITED        | 4,075,502                 | 0.04%              |
| 31 | GRIZZLY MINING LIMITED                       | 3,477,174                 | 0.03%              |
| 32 | DENISON MINES ZAMBIA LIMITED                 | 3,013,461                 | 0.03%              |
| 33 | DOLOMITE AGGREGATES LIMITED                  | 2,909,505                 | 0.03%              |
| 34 | BLACKTHORN RESOURCES ZAMBIA LIMITED          | 2,831,728                 | 0.03%              |
| 35 | METALCO INDUSTRIES LTD                       | 2,283,092                 | 0.02%              |
| 36 | CALCITE LIMITED                              | 1,897,406                 | 0.02%              |
| 37 | MMG (ZAMBIA) EXPLORATION LIMITED             | 1,485,781                 | 0.01%              |
| 38 | ANGLO EXPLORATION (ZAMBIA) LIMITED           | 1,361,463                 | 0.01%              |
| 39 | SAN HE (ZAMBIA) LIMITED                      | 1,347,105                 | 0.01%              |
| 40 | BHP BILLITON WORLD EXPLORATION INC           | 1,152,003                 | 0.01%              |
|    | Payments from other companies not reconciled | 12,045,879                | 0.12%              |
|    | <b>Total</b>                                 | <b>9,952,496,684</b>      | <b>100%</b>        |

### 2.6.2 Analysis of receipts by financial flows

The analysis of the receipts by financial flows contribution show that the top 5 taxes contributed 77% of the total Government extractive revenues collected by government. Import VAT accounts for the highest proportion of total government revenue (20.00%).





The list of payments by contribution flow is shown in the table below;

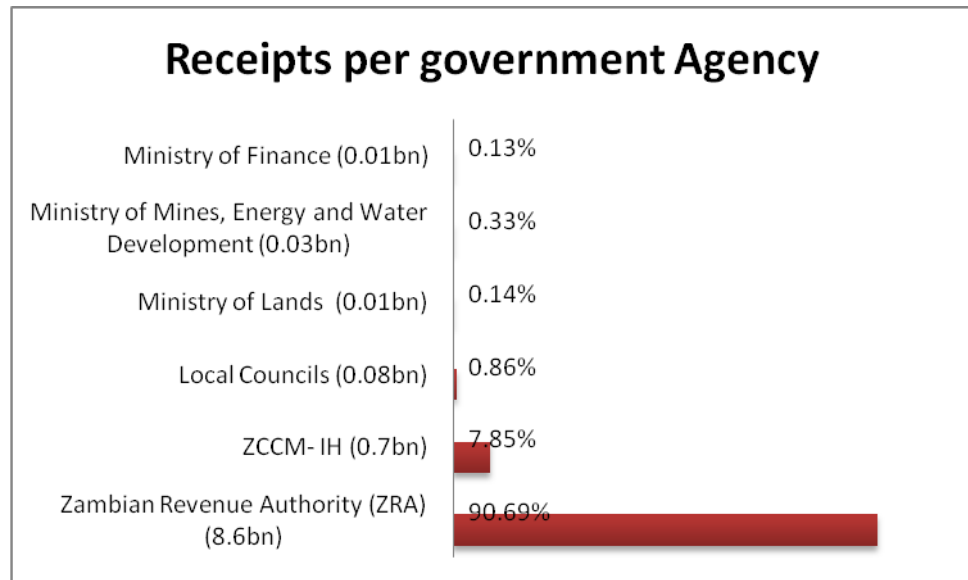
| No | Revenue streams  | Government receipts (ZMW) | % of total payment |
|----|--|---------------------------|--------------------|
| 1  | Import VAT   | 1,990,767,167             | 20.00%             |
| 2  | Mineral Royalty  | 1,822,046,863             | 18.31%             |
| 3  | Company Income Tax (Inc. Provisional Tax)  | 1,524,705,245             | 15.32%             |
| 4  | Pay- As-You-Earn   | 1,427,917,828             | 14.35%             |
| 5  | VAT (Net paid)   | 878,900,061               | 8.83%              |
| 6  | Dividends from ZCCM-IH Shares  | 747,069,851               | 7.51%              |
| 7  | Import/Customs Duty  | 535,959,382               | 5.39%              |
| 8  | Withholding Taxes  | 365,335,524               | 3.67%              |
| 9  | Property Rates   | 80,595,692                | 0.81%              |
| 10 | Advance Income Tax   | 26,635,596                | 0.27%              |
| 11 | Excise Duty  | 23,781,756                | 0.24%              |
| 12 | Export Levy  | 21,445,745                | 0.22%              |
| 13 | Environmental Protection Fund  | 20,221,693                | 0.20%              |
| 14 | Area Charges   | 7,564,444                 | 0.08%              |
| 15 | Ground Rent  | 6,923,891                 | 0.07%              |
| 16 | Other taxes (ZRA)  | 3,304,652                 | 0.03%              |
| 17 | Registration Fees  | 2,878,532                 | 0.03%              |
| 18 | Consideration Fees   | 2,542,055                 | 0.03%              |
| 19 | Licence Fees   | 2,287,004                 | 0.02%              |
| 20 | Other fees & charges   | 1,261,200                 | 0.01%              |
| 21 | Preparation fees   | 1,145,390                 | 0.01%              |
| 22 | Annual Business Fees   | 1,172,566                 | 0.01%              |
| 23 | Application Fees   | 200,205                   | 0.00%              |
| 24 | Property Transfer Tax  | 118,969                   | 0.00%              |
| 25 | Annual Operating Permit  | 98,050                    | 0.00%              |
| 26 | Valuation Fees   | 39,010                    | 0.00%              |
| 27 | Wind Fall Tax  | -                         | 0.00%              |
| 28 | Variable profit Tax  | -                         | 0.00%              |
| 29 | Dividends from Government Shares   | 12,113,800                | 0.12%              |
| 30 | Revenues from GRZ shareholding sale  | -                         | 0.00%              |
| 31 | Price participation fees   | -                         | 0.00%              |
| 32 | Revenues from ZCCM-IH shareholding sale  | -                         | 0.00%              |
| 33 | Revenues from ZCCM-IH mining rights transfer   | -                         | 0.00%              |
| 34 | Corporate Social responsibility payments unilaterally declared by extractive companies | 433,418,634               | 4.35%              |
| 35 | Receipts from non-reconciled companies unilaterally declared by Government Entities    | 12,045,879                | 0.12%              |
|    | <b>Total extractive sector</b>   | <b>9,952,496,684</b>      | <b>100%</b>        |

### 2.6.3 Analysis of revenues by Government Agencies

During 2014, ZRA collected the largest amount of government revenue (90.69%) included in the reconciliation followed by ZCCM-IH (7.85%) as shown in the chart and table below:

| No | Government Entities                             | Government receipts (ZMW) | % of total payment |
|----|---|---------------------------|--------------------|
| 1  | Zambian Revenue Authority (ZRA)                 | 8,632,964,667             | 90.69%             |
| 2  | ZCCM- IH  | 747,069,851               | 7.85%              |
| 3  | Local Councils                                  | 81,768,258                | 0.86%              |
| 4  | Ministry of Lands                               | 13,489,868                | 0.14%              |
| 5  | Ministry of Mines, Energy and Water Development | 31,671,606                | 0.33%              |
| 6  | Ministry of Finance                             | 12,113,800                | 0.13%              |
|    | <b>Total extractive sector (*)</b>              | <b>9,519,078,050</b>      | <b>100%</b>        |

(\*) This total does not include the social payments of ZMW 433,418,634



### 2.6.4 Analysis of ZCCM-IH receipts

Below we present the details of dividends received by ZCCM-IH in 2014 from state owned enterprises; See other sections in this report for more details. All amounts in ZMW; Kansashi Mining Plc contributed 95% of the total dividend receipts in the year.

| No | Company                  | Revenue stream | Amounts received in (ZMW) | Amounts received in USD | Amounts received in USD converted to (ZMW) | Total (ZMW)        |
|----|--------------------------|----------------|---------------------------|-------------------------|--|--------------------|
| 1  | KANSANSHI MINING PLC     | Dividends      | -                         | 103,600,000             | 710,783,760                                | 710,783,760        |
| 2  | CHIBULUMA MINES PLC      | Dividends      | 5,497,058                 | 750,000                 | 4,661,325                                  | 10,158,383         |
| 3  | KONKOLA COPPER MINES PLC | Dividends      | 16,545,000                | -                       | -  | 16,545,000         |
| 4  | NFC AFRICA MINING PLC    | Dividends      | -                         | 1,499,970               | 9,582,708                                  | 9,582,708          |
|    | <b>Total</b>             |                | <b>22,042,058</b>         | <b>105,849,970</b>      | <b>725,027,793</b>                         | <b>747,069,851</b> |

### 2.6.5 Analysis of local council receipts

We present below an analysis of local council receipts by local council, receipts type and by company after the reconciliation; all amounts in ZMW.

| No       | Identification                         | Property rates (ZMW) | Annual Business Fees (ZMW) | Total (ZMW)      |
|----------|--|----------------------|----------------------------|------------------|
| <u>1</u> | <u>Mufulira Municipal Council</u>      |                      |                            |                  |
|          | MOPANI COPPER MINES PLC                | 5,801,005            | -                          | 5,801,005        |
| <u>2</u> | <u>Kalulushi Municipal Council</u>     |                      |                            |                  |
|          | CHAMBISHI COPPER SMELTER LIMITED       | 4,185,540            | -                          |                  |
|          | CHAMBISHI METALS PLC                   | 2,250,000            | -                          |                  |
|          | SINO-METALS LEACH ZAMBIA LTD           | 1,000,000            | 200,000                    |                  |
|          |  | <b>7,435,540</b>     | <b>200,000</b>             | <b>7,635,540</b> |
| <u>3</u> | <u>Kitwe City Council</u>              |                      |                            |                  |
|          | GRIZZLY MINING LIMITED                 | 152,345              | 6,840                      |                  |
|          | KAGEM MINING LIMITED                   | 49,973               | -                          |                  |
|          | MOPANI COPPER MINES PLC                | 4,654,851            | 8,640                      |                  |
|          | NFC AFRICA MINING PLC                  | 1,418,900            | -                          |                  |
|          | ZCCM INVESTMENTS HOLDINGS PLC          | 73,246               | -                          |                  |
|          | KONKOLA COPPER MINES PLC               | 1,496,589            | -                          |                  |
|          |  | <b>7,845,904</b>     | <b>15,480</b>              | <b>7,861,384</b> |
| <u>4</u> | <u>Chililabombwe Municipal Council</u> |                      |                            |                  |
|          | KONKOLA COPPER MINES PLC               | 6,014,250            | -                          |                  |
|          |  | <b>6,014,250</b>     | <b>-</b>                   | <b>6,014,250</b> |
| <u>5</u> | <u>Luanshya Municipal Council</u>      |                      |                            |                  |

| No        | Identification                                 | Property rates (ZMW) | Annual Business Fees (ZMW) | Total (ZMW)       |
|-----------|--|----------------------|----------------------------|-------------------|
|           | CHIBULUMA MINES PLC                            | 995,993              | 19,845                     |                   |
|           | CNMC LUANSHYA COPPER MINES PLC                 | 10,853,286           | -                          |                   |
|           |  | <b>11,849,279</b>    | <b>19,845</b>              | <b>11,869,124</b> |
| <b>6</b>  | <b><u>Chingola Municipal Council</u></b>       |                      |                            |                   |
|           | KONKOLA COPPER MINES PLC                       | <b>9,194,068</b>     |                            | <b>9,194,068</b>  |
| <b>7</b>  | <b><u>Mazabuka Municipal Council</u></b>       |                      |                            |                   |
|           | ALBIDON ZAMBIA LIMITED                         | 496,800              | 1,035                      |                   |
|           | KANSANSHI MINING PLC                           | 16,344,208           | -                          |                   |
|           |  | <b>16,841,008</b>    | <b>1,035</b>               | <b>16,842,043</b> |
| <b>8</b>  | <b><u>Ndola City Council</u></b>               |                      |                            |                   |
|           | NDOLA LIME COMPANY LIMITED                     | 346,358              | -                          |                   |
|           | ZAMBEZI PORTLAND CEMENT LIMITED                | 751,883              | 14,335                     |                   |
|           | DENISON MINES ZAMBIA LIMITED                   | -                    | 5,404                      |                   |
|           | DOLOMITE AGGREGATES LIMITED                    | 4,146                | 4,500                      |                   |
|           |  | <b>1,102,387</b>     | <b>24,239</b>              | <b>1,126,626</b>  |
| <b>9</b>  | <b><u>Lufwanyama District Council</u></b>      |                      |                            |                   |
|           | KAGEM MINING LIMITED                           | <b>41,990</b>        |                            | <b>41,990</b>     |
| <b>10</b> | <b><u>Mumbwa District Council</u></b>          |                      |                            |                   |
|           | BLACKTHORN RESOURCES ZAMBIA LIMITED            | -                    | 1,045                      |                   |
|           | KONKOLA COPPER MINES PLC                       | 2,400,000            | -                          |                   |
|           |  | <b>2,400,000</b>     | <b>1,045</b>               | <b>2,401,045</b>  |
| <b>11</b> | <b><u>Sinazongwe District Council</u></b>      |                      |                            |                   |
|           | MAAMBA COLLIERIES LIMITED                      | <b>13,954</b>        | <b>24,500</b>              | <b>38,454</b>     |
| <b>12</b> | <b><u>Solwezi Municipal Council</u></b>        |                      |                            |                   |
|           | FIRST QUANTUM MINING AND OPERATIONS LTD-BM M S | 2,357,251            | 24,000                     |                   |
|           | LUMWANA MINING COMPANY LIMITED                 | 5,524,500            | -                          |                   |
|           |  | <b>7,881,751</b>     | <b>24,000</b>              | <b>7,905,751</b>  |
| <b>13</b> | <b><u>Kafue District Council</u></b>           |                      |                            |                   |
|           | LIONS GROUP QUARRIES LIMITED                   | -                    | 850,847                    |                   |
|           |  | -                    | <b>850,847</b>             | <b>850,847</b>    |
| <b>14</b> | <b><u>Chilanga District Council</u></b>        |                      |                            |                   |
|           | LAFARGE CEMENT ZAMBIA PLC                      | 4,174,556            | 8,375                      |                   |
|           | METALCO INDUSTRIES LTD                         | -                    | 3,200                      |                   |
|           |  | <b>4,174,556</b>     | <b>11,575</b>              | <b>4,186,131</b>  |

| No | Identification     | Property rates (ZMW)     | Annual Business Fees (ZMW) | Total (ZMW)              |
|----|--------------------|--------------------------|----------------------------|--------------------------|
|    | <b>Grand Total</b> | <b><u>80,595,692</u></b> | <b><u>1,172,566</u></b>    | <b><u>81,768,258</u></b> |

### 2.6.6 Unilateral disclosure of revenues by Government Entities

Government Entities were requested to disclose unilaterally revenue streams collected from companies not included within in the reconciliation scope in accordance with EITI Requirement 4.2.b. Details of payments by Company are set out in the table below: All amounts in ZMW.

| Extractive Company                                 | ZRA Domestic (ZMW) | ZRA Customs (ZMW) | Total (ZMW) |
|--|--------------------|-------------------|-------------|
| MATCH CORPORATION LIMITED                          | 1,100              | 878,057           | 879,157     |
| SOUTHERN AFRICA FERRO ALLOYS LIMITED               | 33,511             | 845,103           | 878,614     |
| ZAMBIAN GOLD TIGER CONSTRUCTION MATERIAL LIMITED   | 24,908             | 743,952           | 768,860     |
| MIRAMA MINERALS LIMITED                            | 8,739              | 719,049           | 727,788     |
| GENESIS PROCUREMENT LIMITED                        | 509,232            | 86,412            | 595,644     |
| COPA INVESTMENT ZAMBIA LIMITED                     | 89,340             | 482,728           | 572,068     |
| SEDGWICK RESOURCES LIMITED                         | 566,736            | 2,202             | 568,938     |
| MATALLOY COMPANY LIMITED                           | 540,457            |                   | 540,457     |
| ZAMBIA-ZHENGYUAN MINING COMPANY LIMITED            | 177,987            | 331,407           | 509,394     |
| CALEDONIA NAMA LTD                                 | 482,548            | -                 | 482,548     |
| UNITED QUARRIES LIMITED                            | 404,283            | 9,961             | 414,244     |
| MAOSHENG MINERAL RESOURCES ZAMBIA LIMITED          | 326,218            | 39,232            | 365,450     |
| AGGREGATES LIMITED                                 | 341,686            | -                 | 341,686     |
| INFINITY MINERALS AND RESOURCES LIMITED            | 309,027            | -                 | 309,027     |
| KATIMA STONES LIMITED                              | 245,364            | 34,020            | 279,384     |
| LUAPULA BASEMETALS LTD                             | 238,573            | -                 | 238,573     |
| TAURIAN MANGANESE LIMITED                          | 17,792             | 216,452           | 234,244     |
| LUIRI GOLD MINES LIMITED                           | 211,847            | -                 | 211,847     |
| PHELPS DODGE MINING (ZAMBIA) LIMITED               | 140,520            | 45,566            | 186,086     |
| CHINA COPPER MINES LIMITED                         | 2,680              | 172,069           | 174,749     |
| HYPER SKY MINING INVESTMENTS LIMITED               | 10,000             | 156,674           | 166,674     |
| ROYAL SESHEKE QUARRY LIMITED                       | 122,519            | 41,201            | 163,720     |
| BWISA MINES LIMITED                                | 150,000            | -                 | 150,000     |
| KARIBA MINERALS LIMITED                            | 132,696            | 16,621            | 149,317     |
| AFRICAN ENERGY RESOURCES LIMITED                   | 148,912            | -                 | 148,912     |
| SUHAILS INTERNATIONAL LIMITED                      | 135,810            | -                 | 135,810     |
| SOUTHERN QUARRIES LIMITED                          | 134,870            | -                 | 134,870     |
| SINOZONCHA RESOURCES INVESTMENT COMPANY ZAMBIA LTD | 110,750            | -                 | 110,750     |
| JONAH MINING ZAMBIA LIMITED                        | 101,055            | 122               | 101,177     |
| ZAMBIAN GOLD REFINERS LIMITED                      | 99,524             | -                 | 99,524      |
| SPECTRA MINING VENTURES LIMITED                    | 93,327             | 3,684             | 97,011      |
| MINERAL ACCESS ZAMBIA LIMITED                      | 89,810             | 5,502             | 95,312      |
| KUANGZHUIE MINING COMPANY LIMITED                  | 93,424             | -                 | 93,424      |
| CLASSIC LIME LIMITED                               | 4,300              | 88,055            | 92,355      |
| HI-QWALIME MINING LIMITED                          | 79,536             | 1,801             | 81,337      |
| TUNTA MINING LIMITED                               | 67,796             | -                 | 67,796      |
| ZAMASTONE LIMITED                                  | 58,211             | -                 | 58,211      |
| ENVIRO PROCESSING LIMITED                          | 45,912             | 2,716             | 48,628      |
| KAZUWA RESOURCES LIMITED                           | 3,200              | 38,500            | 41,700      |
| YUZAN MINING COMPANY LIMITED                       | 40,968             | -                 | 40,968      |
| ACIRFA MINING LIMITED                              | 40,000             | -                 | 40,000      |

| Extractive Company                              | ZRA Domestic (ZMW) | ZRA Customs (ZMW) | Total (ZMW) |
|---|--------------------|-------------------|-------------|
| SHAHEEN INTERNATIONAL CO. LIMITED               | 1,357              | 38,026            | 39,383      |
| FANTASY GEMS LIMITED                            | 37,279             | -                 | 37,279      |
| AWAN ZAMBIA LIMITED                             | 33,891             | 3,008             | 36,899      |
| CHANGFA RESOURCES LIMITED                       | 36,604             | -                 | 36,604      |
| TAYU MINING IMITED                              | 6,642              | 28,999            | 35,641      |
| SANDY KAMZIMBI                                  | 32,979             | -                 | 32,979      |
| KROUP MINING AND PROCESSING LIMITED             | 32,177             | -                 | 32,177      |
| TONGYI LEAD AND ZINC MINING ZAMBIA LIMITED      | 1,800              | 25,907            | 27,707      |
| SANGA MINERAL LIMITED                           | 26,138             | -                 | 26,138      |
| LUNGA MINERALS AND EXPLORATION LIMITED          | 25,770             | -                 | 25,770      |
| HANDYMANS PARADISE LIME MANUFACTURING CO. LTD   | 24,426             | -                 | 24,426      |
| ZAMBIAN GOLDEN SUN RESOURCES HOLDINGS LIMITED   | 23,676             | -                 | 23,676      |
| MWANA LUBABA MINING COMPANY LIMITED             | 3,550              | 18,094            | 21,644      |
| DIA-STAR GEMSTONES LIMITED                      | 21,317             | -                 | 21,317      |
| ZAMBIAN GOLDCOMMON RESOURCES HOLDINGS LIMITED   | 20,000             | -                 | 20,000      |
| ZAMBIAN INDEX RESOURCES HOLDINGS LIMITED        | 20,000             | -                 | 20,000      |
| TAWAKKAL GEMS INVESTMENTS COMPANY LIMITED       | 4,706              | 14,506            | 19,212      |
| EQUINOX ZAMBIA LIMITED                          | 17,693             | -                 | 17,693      |
| BETELE SMALL MINERS LIMITED                     | 16,852             | 111               | 16,963      |
| KAHSYD MINING LIMITED                           | 14,000             | -                 | 14,000      |
| E & M STORTI MINING LIMITED                     | 13,215             | -                 | 13,215      |
| CHINA NON- FERROUS KABWE MINING COMPANY LIMITED | 10,999             | -                 | 10,999      |
| KRONOS MINING LIMITED                           | 8,575              | -                 | 8,575       |
| CHILIBWE MINING LIMITED                         | 8,145              | -                 | 8,145       |
| ROYAL MUKUNGA LIMITED                           | 7,600              | -                 | 7,600       |
| WISE FOCUS MINING LIMITED                       | 5,949              | -                 | 5,949       |
| DALED MINING LIMITED                            | 5,696              | -                 | 5,696       |
| KHADELA MINE LIMITED                            | 5,500              | -                 | 5,500       |
| KATANGA RESOURCES LIMITED                       | 5,300              | -                 | 5,300       |
| NEXT RESOURCES LIMITED                          | 4,890              | -                 | 4,890       |
| JACE ENTERPRISES LIMITED                        | 4,866              | -                 | 4,866       |
| ZAMGEM INTERNATIONAL LIMITED                    | 4,675              | -                 | 4,675       |
| FINE GEMSTONE PROCESSING LIMITED                | 3,910              | -                 | 3,910       |
| PENIEL MINES LIMITED                            | 3,794              | -                 | 3,794       |
| BIGHOPE MINING LIMITED                          | 3,144              | -                 | 3,144       |
| EPIPHANIA KAUNDULA                              | 2,841              | -                 | 2,841       |
| JADD MINING LIMITED                             | 2,763              | -                 | 2,763       |
| PATCO MINING LIMITED                            | 2,333              | -                 | 2,333       |
| AURIEL MINING LIMITED                           | 2,435              | -                 | 2,435       |
| SACKO MINING LIMITED                            | 2,000              | -                 | 2,000       |
| CHIPAZUBA COMPANY LIMITED                       | 1,885              | -                 | 1,885       |
| GEMFIELDS HOLDINGS ZAMBIA LIMITED               | 1,189              | -                 | 1,189       |
| EBENEZER EMERALD MINES LIMITED                  | 1,165              | -                 | 1,165       |
| MUSIBA MINING LIMITED                           | 1,050              | -                 | 1,050       |
| MAMADOU MINING LIMITED                          | 1,008              | -                 | 1,008       |
| ZAMBIAN GOLDCOMMON MINING DEVELOPMENT CO. LTD   | 900                | -                 | 900         |
| BANDA KAWEME LEONARD & LUNGU MOSES              | 800                | -                 | 800         |
| UNIVERSAL PRECIOUS METALS ZAMBIA LIMITED        | 800                | -                 | 800         |
| MATHEWS KATWAI                                  | 682                | -                 | 682         |
| KAMPAS MINING COMPANY LIMITED                   | 592                | -                 | 592         |
| ALFRED MUCHIMBA                                 | 500                | -                 | 500         |
| CHILANDU TRADING LIMITED                        | 375                | -                 | 375         |

| Extractive Company                         | ZRA Domestic (ZMW) | ZRA Customs (ZMW) | Total (ZMW)       |
|--|--------------------|-------------------|-------------------|
| MERCY MAYANI                               | 322                | 50                | 372               |
| KATISO MINING COMPANY LIMITED              | 103                | -                 | 103               |
| TYCOON MINING INDUSTRY CORPORATION LIMITED | 66                 | -                 | 66                |
|  | <b>6,956,092</b>   | <b>5,089,787</b>  | <b>12,045,879</b> |

## 2.7 Corporate Social Responsibility Payments

Companies were requested to report corporate social responsibility payments and transfers made during 2014 unilaterally. These amounts have not been reconciled nor have they been conformed to the recipients. We set out in the table below the amounts reported by extractive companies: All amounts in ZMW.

|    | Company  | Corporate Social Responsibility In kind payments (ZMW) | Corporate Social Responsibility cash payments (ZMW) | Total (ZMW) |
|----|--|--|---|-------------|
| 1  | ALBIDON ZAMBIA LIMITED                         | 7,411,500  | 271,789   | 7,683,289   |
| 2  | ANGLO EXPLORATION (ZAMBIA) LIMITED             | -  | -   | -           |
| 3  | BHP BILLITON WORLD EXPLORATION INC             | -  | -   | -           |
| 4  | BLACKTHORN RESOURCES ZAMBIA LIMITED            | -  | -   | -           |
| 5  | CALCITE LIMITED                                | -  | -   | -           |
| 6  | CHAMBISHI COPPER SMELTER LIMITED               | 218,514  | -   | 218,514     |
| 7  | CHAMBISHI METALS PLC                           | -  | 201,724   | 201,724     |
| 8  | CHIBULUMA MINES PLC.                           | 1,343,157  | 1,851,573   | 3,194,730   |
| 9  | CNMC LUANSHYA COPPER MINES PLC                 | -  | 4,450,955   | 4,450,955   |
| 10 | DENISON MINES ZAMBIA LIMITED                   | 653,074  | -   | 653,074     |
| 11 | DOLOMITE AGGREGATES LIMITED                    | 1,100  | -   | 1,100       |
| 12 | FIRST QUANTUM MINING AND OPERATIONS LTD-BM M S | 34,116   | 47,591  | 81,707      |
| 13 | GRIZZLY MINING LIMITED                         | 11,448   | 30,000  | 41,448      |
| 14 | KAGEM MINING LIMITED                           | -  | 189,620   | 189,620     |
| 15 | KALULUSHI CLAY BRICKS LIMITED                  | -  | -   | -           |
| 16 | KALUMBILA MINERALS LIMITED                     | 76,311,866   | 7,815,233   | 84,127,099  |
| 17 | KANSANSHI MINING PLC                           | 29,266,643   | -   | 29,266,643  |
| 18 | KONKOLA COPPER MINES PLC                       | -  | 151,822,193   | 151,822,193 |
| 19 | LAFARGE CEMENT ZAMBIA PLC                      | 664,968  | 411,976   | 1,076,944   |
| 20 | LIONS GROUP QUARRIES LIMITED                   | -  | -   | -           |
| 21 | LUBAMBE COPPER MINE LIMITED                    | 108,237  | 23,344  | 131,580     |
| 22 | LUMWANA MINING COMPANY LIMITED                 | 2,714,497  | 15,407  | 2,729,904   |
| 23 | MAAMBA COLLIERIES LIMITED                      | -  | -   | -           |
| 24 | METALCO INDUSTRIES LTD                         | 150,000  | 95,000  | 245,000     |
| 25 | MMG (ZAMBIA) EXPLORATION LIMITED               | -  | 7,900   | 7,900       |
| 26 | MOPANI COPPER MINES PLC                        | -  | 145,929,250   | 145,929,250 |
| 27 | NDOLA LIME COMPANY LIMITED                     | 55,639   | 102,475   | 158,114     |
| 28 | NEELKANTH LIME LIMITED                         | -  | -   | -           |
| 29 | NFC AFRICA MINING PLC                          | -  | 963,846   | 963,846     |
| 30 | SABLE ZINC KABWE LIMITED                       | -  | -   | -           |
| 31 | SAN HE (ZAMBIA) LIMITED                        | -  | -   | -           |
| 32 | SCIROCCO ENTERPRISES LIMITED                   | -  | -   | -           |
| 33 | SINO-METALS LEACH ZAMBIA LTD                   | -  | -   | -           |
| 34 | SYNITE QUARRIES ZAMBIA                         | 84,000   | 100,000   | 184,000     |
| 35 | UNITURTLE INDUSTRIES (ZAMBIA) LIMITED          | -  | -   | -           |
| 36 | UNIVERSAL MINING INDUSTRIES LIMITED            | -  | -   | -           |
| 37 | VALE ZAMBIA LIMITED                            | -  | -   | -           |

|    | Company                         | Corporate Social Responsibility In kind payments (ZMW) | Corporate Social Responsibility cash payments (ZMW) | Total (ZMW)        |
|----|---------------------------------|--|---|--------------------|
| 38 | ZAMBEZI PORTLAND CEMENT LIMITED | -  | -   | -                  |
| 39 | ZAMBIAN NM EXPLORATION CO LTD   | -  | -   | -                  |
| 40 | ZCCM INVESTMENTS HOLDINGS PLC   | -  | 60,000  | 60,000             |
|    | <b>Total</b>                    | <b>119,028,758</b>                                     | <b>314,389,876</b>                                  | <b>433,418,634</b> |

## 2.8 VAT Refunds

By the nature of their supplies, most of the mining companies end up in a VAT refundable position because most of their sales are exports and zero rated while they pay VAT on their inputs; The net refundable VAT is claimed from the ZRA and paid back to these companies after a due process has been followed in accordance with the law;

Below we present details of VAT refunds claimed and paid by ZRA to the mining companies included in the reconciliation; ZMW 1,811,277,497 in VAT refunds was claimed by 10 companies in 2014.

| No | Company                             | VAT refunds in 2014 (ZMW) |
|----|-------------------------------------|---------------------------|
| 1  | KAGEM MINING LIMITED                | 20,937,642                |
| 2  | KALUMBILA MINERALS LIMITED          | 77,029,500                |
| 3  | KANSANSHI MINING PLC                | 857,005,562               |
| 4  | KONKOLA COPPER MINES PLC            | 755,388,780               |
| 5  | LIONS GROUP QUARRIES LIMITED        | 3,915,835                 |
| 6  | LUBAMBE COPPER MINE LIMITED         | 54,163,310                |
| 7  | NFC AFRICA MINING PLC               | 37,197,071                |
| 8  | BLACKTHORN RESOURCES ZAMBIA LIMITED | 5,195,126                 |
| 9  | SYNITE QUARRIES ZAMBIA              | 181,784                   |
| 10 | MMG (ZAMBIA) EXPLORATION LIMITED    | 262,887                   |
|    | <b>Total</b>                        | <b>1,811,277,497</b>      |

Juvinal Betambira  
 Team Leader  
 BDO East Africa and Zambia

December 15, 2015



### 3. APPROACH AND METHODOLOGY

The reconciliation process related to the EITI reporting consisted of the following steps:

- i. scoping study to determine the scope of the reconciliation exercise and to update the reporting template;
- ii. collection of payment information from government Entities and extractive companies which provide the basis for reconciliation;
- iii. comparison of amounts reported by government Entities and the extractive companies to determine if there are discrepancies between what the authorities report as being received and the licensees report to have paid in taxes;
- iv. Contact with government Entities and extractive companies to resolve the discrepancies.

#### 3.1 Scoping Study<sup>7</sup>

In accordance with our terms of reference, we carried out a scoping study and reported to ZEC on matters which should be considered in determining the coverage of the 2014 reconciliation, including:

- i. materiality threshold for receipts and payments;
- ii. taxes and revenues to be covered;
- iii. companies and Government Entities to be included in the report; and
- iv. Assurances to be provided by reporting entities to ensure credibility of the information made available to us.

The results of the scoping study were submitted to ZEC for approval as described in **Section 4 of this report**.

#### 3.2 Information Collection

We developed instructions, including reporting templates and reporting guidelines, requesting mining companies and Government Entities to report all required information in accordance to ZEITI regulations. These reporting templates were sent both electronically and by hand to the stakeholders.

The entities and Government Entities were required to report directly to the independent administrator, to whom they were also requested to direct any questions on the reporting templates.

ZEC agreed that the deadline for submission of the certified reporting templates (soft copies and hard copies) would be 30 November 2015.

#### 3.3 Reconciliation and Investigation of Discrepancies

The process of reconciling the information and investigating discrepancies was carried out between 29 October and 15 December 2015. In carrying out the reconciliation, we performed the following procedures:

- a. Figures reported by extractive companies were compiled item by item figures reported against the Government Entities. As a result, all discrepancies identified have been listed item by item in relation to each Government Entity and mining company;
- b. where information reported by mining companies agreed with the information reported by the Entities, the government figures were considered to be confirmed and no further action was undertaken; and
- c. The Government Entities and the companies were asked to provide supporting documents and/or confirmation for any adjustment to the information provided on the original information collection templates.

In cases where we were unable to resolve discrepancies, we tried to contact and arrange meetings with the reporting entities and review additional supporting documentation evidencing the payments declared. In

---

<sup>7</sup> Please see section 4 of this report for the detailed results of scoping study

certain cases, these differences remained unresolved. The result of our procedures is presented in Section 5 of this report.

### 3.4 Reliability and Credibility of Information Reported

In order to comply with EITI Requirement 5.2 and to ensure the credibility of information submitted:

1. companies and Government Entities were requested to sign their reporting templates by a Senior Official;
2. companies and Government Entities were requested to submit the breakdown of payments and receipts date by date and by receipt in the supporting schedules;
3. Companies, including ZCCM-IH, were requested to provide us with confirmation of the truth and fairness of the information disclosed in the template from their auditors, and that the information disclosed was prepared in accordance with the template instructions. The information provided by companies in this respect is set out in Annex 2;
4. Government Entities, including local councils, were requested to obtain confirmation from the Auditor General that the transactions reported in the template are in accordance with instructions issued by ZEITI, are complete and are in agreement with the accounts of government for the year 2014. The information provided by Government Entities in this respect is also set out in Annex 2;
5. the Auditor General was also required to provide a letter confirming that the accounts of the Government Entities were audited in accordance with international standards; and
6. For any changes made to the original information reported on the templates, the Government Entities and companies were asked to provide supporting documents and/or confirmation before any adjustments.

### 3.5 Basis of Reporting

The reconciliation has been carried out on a cash accounting basis. Accordingly, any payment made prior to 1 January 2014 was excluded. The same applies to payments made after 31 December 2014.

For payments made in foreign currency, the reporting entities were required to report in the currency of payment. Payments made in US Dollars have been converted to ZMW at the average rate for the period per Oanda of USD 1: 6.1592<sup>8</sup>.

---

<sup>8</sup> <http://www.oanda.com>.

## 4. DETERMINATION OF THE RECONCILIATION SCOPE

Our work included a general understanding of the extractive sector in Zambia. We also consulted with Government Entities in order to collect relevant information on the size of the extractive sector in Zambia and its contribution to the economy and to government revenues, as a part of the process to establish the prospective scope of the 2014 reconciliation.

We have taken into account all the available information presented to us during our fieldwork including the subsequent comments and information of the Zambia EITI Council.

### 4.1 Selection of financial flows

During the scoping study, we consulted Government Entities which received flows from the extractive sector.

#### Ministry of Mines and Minerals Development

According to the Cadastre Department there are 12 categories of fees and charges payable by mining companies to MMMD. These fees and charges are set out in the table below:

| No. | Category                            |
|-----|-------------------------------------|
| 1   | Application Fees (New and Renewals) |
| 2   | Licence Fees (New and Renewals)     |
| 3   | Area Charges                        |
| 4   | Application Fees - Compliance       |
| 5   | Licence Fees - Compliance           |
| 6   | Alteration - Application Fee        |
| 7   | Alteration - Licence Fee            |
| 8   | Transfer Application Fee            |
| 9   | Transfer Licence Fee                |
| 10  | Search and other fees               |
| 11  | Environmental Protection Fund       |
| 12  | Annual Operating Permit             |

According to the table above we can regroup the fees and charges payable to MMMD in six (6) categories:

| No. | Category   |
|-----|--|
| 1   | Area Charges                                       |
| 2   | Application Fees                                   |
| 3   | Licence Fees                                       |
| 4   | Valuation fees                                     |
| 5   | Payments made to the Environmental Protection Fund |
| 6   | Annual Operating Permits.                          |

These were the same payment flows selected for the 2012 and 2013 reconciliation reports.

### Zambia Revenue Authority

From analyzing the 2008, 2009, 2010, 2012 and 2013 EITI reports for Zambia, the financial flows from extractive companies to ZRA have largely remained the same. We have also analyzed the preliminary 2014 receipts information as provided by ZRA and have confirmed the same financial flows as included in the 2013 and prior EITI reports for Zambia. We propose to maintain the same financial flows for ZRA for the 2014 report as detailed below.

| No. | Category                     |
|-----|------------------------------|
| 1   | Value Added Tax (On Imports) |
| 2   | Mineral Royalty Tax          |
| 3   | Company Tax                  |
| 4   | Pay as you earn              |
| 5   | Value Added Tax              |
| 6   | Customs Duty                 |
| 7   | Withholding Tax              |
| 8   | Excise Duty-Import           |
| 9   | Asycuda Processing Fee       |
| 10  | Examination Fees             |
| 11  | Advance Income Tax           |
| 12  | Property Transfer Tax        |
| 13  | Motor vehicle Fees           |
| 14  | Fuel Levy                    |
| 15  | Carbon Emission Surtax       |
| 16  | Export Duty                  |

We also make the following recommendations:

- (i) we propose to maintain the list of payment flows selected for the 2012 and 2013 reconciliation;
- (ii) add the deferral VAT refunded to mining companies by ZRA to better reflect the net contribution of mining companies to the budget during the period covered by the EITI Report;
- (iii) Asycuda processing fees and Examination fees are paid to ZRA for registering goods imported into Zambia. This payment does not fall under the tax category but is rather a fee for a public services provided (in the same manner as electricity, water, telephone, etc.); and
- (iv) Motor Vehicle Fees, Carbon Emission Surtax, Advance Income Tax, Medical Levy and Fuel Levy do not present material flows with less than 0.03% of the total payments to ZRA.

#### Ministry of Local Government and Housing (Sub National Payments)

The contribution from the Ministry of Local Government and Housing (MOLGH), and specifically the Local Councils, will be limited as per 2013 Reconciliation exercises to two fees:

- Property rates; and
- Annual Business Fee.

The selection of these fees was not based on an assessment of information collected in respect of 2014. They were included on the basis of information set out in the 2013 reconciliation report.

These payments are financially immaterial in the context of Zambia, but are included because they are important to the areas served by local councils. The payments are made directly to local councils by the companies in extractive sector.

### Ministry of Lands

Four types of fees are payable to the Ministry of Lands by mining companies:

| No. | Category           |
|-----|--------------------|
| 1   | Ground Rent        |
| 2   | Consideration Fees |
| 3   | Registration Fees  |
| 4   | Preparation Fees   |

We propose to include all of the above 4 types of fees in order to ensure completeness of income.

### Ministry of Finance

We recommend including the dividends received from Government owned companies in the 2014 reconciliation exercise as well as the revenues received from the sale of GRZ shareholding in these companies, if applicable.

We wish to highlight that no payment flows related to barter arrangements involving infrastructure works as set out in EITI Requirement 4.1.d have been identified nor confirmed by MoF.

### ZCCM-IH

As per the 2012 and 2013 reconciliation exercises, we propose that the 2014 reconciliation exercise should include the following revenues streams:

| No. | Category                                     |
|-----|--|
| 1   | Dividends from ZCCM-IH Shares                |
| 2   | Price participation fees                     |
| 3   | Revenues from ZCCM-IH shareholding sale      |
| 4   | Revenues from ZCCM-IH mining rights transfer |

### Corporate Social Responsibility Payments

These consist of all contributions made by extractive companies to promote local development and to finance social projects in line with the EITI Requirement 4.1(e). This Standard encourages multi stakeholder groups to apply a high standard of transparency to social payments and transfers, the parties involved in the transactions and the materiality of these payments and transfers to other benefit streams, including the recognition that these payments may be reported even though it is not possible to reconcile them.

These contributions can be made in cash or in kind depending on individual contracts. This category includes, inter alia: health infrastructure, school infrastructure, road infrastructure, market gardening infrastructure, projects related to the promotion of the agriculture and the grants provided to the population. The social payments were included in the 2014 EITI scope through a unilateral disclosure of mining companies. These payments can be summarised as follows:

| No. | Category   |
|-----|--|
| 1   | Corporate Social Responsibility In kind payments |
| 2   | Corporate Social Responsibility cash payments    |

## 4.2 Selection of Extractive Companies

### 4.2.1 Oil and Gas Companies

According to the information made available by MMMD, there were no activities carried out by extractive companies during 2014 in the Oil and Gas sector. GRZ has recently started prospecting for Oil and Gas.

The Geological Survey Department (GSD) of MMMD has confirmed that seventeen (17) petroleum exploration licenses have been issued to date. GSD has also confirmed that there were no contracts signed between the Government and oil and gas companies and there were no gas and oil signature bonuses paid in 2014.

Exploration license holders would only pay ZMK 4.75 million for the application fee, ZMK 50,000 for the annual licence fee and ZMK 4,000 for area charge per square kilometre. These payments are considered to be non material in the context of the 2014 reconciliation exercise. The contribution of oil and gas companies is not material for the 2014 reporting scope and no oil and Gas Company paid more that 1 million ZMW in 2014 and therefore have not been included in the reconciliation report.

As a result, we propose to include the Oil & Gas Sector in the 2014 EITI reports via the disclosure by Government Entities of the combined benefit stream from Oil and Gas operators listed in Annex 4.

Currently, oil and gas companies are still in the exploration phase. Therefore, to date no contracts have been signed.

#### 4.2.2 Mining Companies

The information provided to us during the scoping study and related to 2014 tax collection was from payments received by ZRA, MMMD and Local Councils from the mining sector. This is presented in the table below:

| Government Agency     | Amount 2014 (ZMW)    | %           |
|-----------------------|----------------------|-------------|
| ZRA                   | 8,641,113,099        | 99.67%      |
| MMMD                  | 6,774,930            | 0.08%       |
| Local Councils        | 21,675,580           | 0.25%       |
| <b>Total receipts</b> | <b>8,669,563,609</b> | <b>100%</b> |

From the above table, we can conclude that the ZRA is the main recipient on behalf of government for payments from the mining sector. As a result, the materiality was assessed through the payments made by mining companies to the ZRA, MMMD and Local Councils.

The Large Taxpayers Office and the Customs Office of the ZRA provided information on receipts during 2014 from the mining sector. We received receipts information from MMMD and Local Councils as indicated in the table above. The total receipts reported was ZMW 8,669,563,609 ( Approximately USD 1.4 Billion) from 142 companies operating in the extractive sector, including mining services companies.

For each company where ZRA reported receipts in 2014, we reviewed the licensing information provided by the Mining Cadastre and identified companies which had active licenses or had made royalties payments, categorizing them as “mining companies” and “non mining companies”.

On the basis described above, the profile of payments to ZRA and other government agencies is set out in the following table:

| Payment threshold                | Mining Companies    |                                 | Non Mining Companies |                                 |
|----------------------------------|---------------------|---------------------------------|----------------------|---------------------------------|
|                                  | Number of companies | Revenue collected by Govt (ZMW) | Number of companies  | Revenue collected by Govt (ZMW) |
| Amount > ZMW 2.5 Bn              | 1                   | 2,501,857,044                   | -                    | -                               |
| ZMW 0.5 Bn <Amount <ZMW 2.5 bn   | 5                   | 3,919,188,060                   | -                    | -                               |
| ZMW 0.001 Bn <Amount <ZMW 0.5 bn | 35                  | 2,143,859,396                   | 5                    | 92,587,471                      |
| ZMW Amount <ZMW 0.001 bn         | 96                  | 12,046,130                      |                      |                                 |
| <b>Total</b>                     | <b>137</b>          | <b>8,576,950,630</b>            | <b>5</b>             | <b>92,587,471</b>               |

The profile of payments to ZRA and other government agencies in 2014, based on receipts from mining companies after excluding the mining services contractors, is set out in the following table:

| Threshold                        | Number of companies | Revenue collected by Govt (ZMW) | Weight / total collected revenue | Cumulative weight |
|----------------------------------|---------------------|---------------------------------|----------------------------------|-------------------|
| Amount > ZMW 2.5 Bn              | 1                   | 2,501,857,044                   | 29.17%                           | 29.17%            |
| ZMW 0.5 Bn <Amount <ZMW 2.5 bn   | 5                   | 3,919,188,060                   | 45.69%                           | 74.86%            |
| ZMW 0.001 Bn <Amount <ZMW 0.5 bn | 35                  | 2,143,859,396                   | 25.00%                           | 99.86%            |
| ZMW Amount <ZMW 0.001 bn         | 96                  | 12,046,130                      | 0.14%                            | 100.00%           |
| <b>Total</b>                     | <b>137</b>          | <b>8,576,950,630</b>            | <b>100.00%</b>                   |                   |

According to the above table, the companies paying taxes of more than **ZMW 1 million (Approximate USD 162,000)** represent **99.86%** of the total revenue collected by ZRA and other government agencies from companies operating in the extractive sector. As a result, we propose to set the materiality threshold of the

reconciliation scope at ZMW 1 Million (approximately USD 162,000 using the average rate of 6.1592 for 2014 obtained from [www.oanda.com/currency/historical-rates/](http://www.oanda.com/currency/historical-rates/))

The materiality threshold recommended above means that mining companies making **99.86%** of reported payments to government will be included in the reconciliation i.e. all mining companies making payments to government in excess of **ZMW 1 mmillion (Approximate USD 162,000)**. According to this threshold **41 mining companies** will be selected for the 2014 reconciliation exercise.

**Chantente Mining Services Limited** that was selected among the 41 companies was later dropped from the reconciliation scope as we later established that this entity did not possess mineral rights in Zambia as of 2014. We have confirmed from management that the company sold its mineral rights to Grizzly Mining Limited in 2009/2010. Grizzly Mining Limited was already selected and is included in this report. The final number of companies considered for the 2014 report is therefore **40 (Forty)** companies (2013; 30 companies)

For the mining companies that have made payments to ZRA falling below ZMW 1 million, we recommend a unilateral disclosure of revenues streams collected by the government agencies and ZCCM-IH in accordance with the EITI Standard.

### 4.3 Reconciliation scope

Based on the scoping study, ZEC agreed that the reconciliation should cover the following areas.

#### 4.3.1 Taxes and Revenues Covered

According to the section above, the flows included in the 2014 reconciliation scope may be summarised as follow:

| Ref | Type of Tax                   | Description  |
|-----|-------------------------------|--|
|     | <b>MMMD</b>                   |  |
| 1   | Application Fees              | Fees paid when applying for a prospecting license or mining license.   |
| 2   | Licence Fees                  | Fees payable by an applicant of mining rights to be granted a mining license or permit.  |
| 3   | Area Charges                  | Fees payable by all Extractive Companies to MMMD in order to obtain the appropriate permit to undertake the mining and exploration operations.   |
| 4   | Valuation Fees                | Fees paid for laboratory analysis of mineralogical samples.  |
| 5   | Annual Operating Permit       | Annual fee payable by all Extractive Companies to MMMD in order to obtain the appropriate permits from the Director of Mines Safety to undertake mining operations.  |
| 6   | Environmental Protection Fund | Fee charged to Extractive Companies for environmental rehabilitation purposes.   |
| 7   | Other fees & charges          | To be used by Government Entities and mining companies in case there were any material receipts or payments not listed elsewhere on the ZEITI template (> ZMW 50 million).   |
|     | <b>ZRA</b>                    |  |
| 8   | Pay- As-You-Earn              | Tax paid by employees on all their emoluments. The employer acts as an agent for the Government and deducts the tax from the employee emoluments which it remits to ZRA.   |
| 9   | Import VAT                    | Value Added Tax paid by Extractive Companies on the import of goods into Zambia including imports of minerals and concentrate from other jurisdictions.  |
| 10  | Mineral Royalty               | Royalty payable is calculated at 3% of the market value of minerals FOB less the cost of smelting, refining and insurance, handling and transport from the mining area to the point of export or delivery within Zambia. Royalty payments may be deferred if the cash operating margin of a holder of a Large Scale Mining falls below zero. |
| 11  | Company Income                | All Extractive Companies are taxed on their taxable income which is determined in line   |



| Ref | Type of Tax                     | Description   |
|-----|---------------------------------|---|
|     | Tax (including Provisional Tax) | with the Zambian Income Tax Act. Income in this case relates to revenue less all tax allowable expenditure. The company tax rates are 30% for mining incomes and 35% for hedging incomes. This also includes the compulsory instalments paid during the year as a provisional tax.  |
| 12  | VAT                             | This payment type refers to the net Output VAT payable by the Extractive Companies, after taking into account Input VAT incurred on business purchases and/or business expenditure.   |
| 13  | Import/Customs Duty             | Customs/Import duty is a tax levied on ZRA specified goods imported into Zambia.  |
| 14  | Withholding Taxes               | This is a tax where any person or company making certain payments is required to deduct from such payments and remit to ZRA. The payments that attract WHT include management and consultant fees, commissions, rent dividends and payments to non-resident contractors. The WHT rate is 15%.   |
| 15  | Excise Duty                     | Excise duty is a tax levied on ZRA specified goods imported into Zambia.  |
| 16  | Property Transfer Tax           | This is a tax paid upon the sale or transfer of property by the person selling or transferring the property based on the value of the property. Property in our case refers to land, buildings, shares and mining rights (effective 1 January 2013).  |
| 17  | Wind Fall Tax                   | A tax levied against extractive industries triggered by favourable global economic conditions which allows these industries to experience above average commodity prices. This tax was introduced by the Mines and Minerals Act 2008 and abolished on 1 April 2009. After discussion with the Government, the mining companies have agreed to pay their tax arrears arising from the changes that were introduced in 2008. The Windfall arrears were re-assessed at 25% only to ensure that the assessed total liability does not exceed the 47% effective tax rate intended by the Government. |
| 18  | Variable profit Tax             | This is a tax on company profits charged under the Income Tax Act. The company tax rate is 30%. Variable profit tax rate applies for profits that go above 8% of the gross sales. ZRA has a formula to calculate the variable profit above the threshold. Variable profit tax can go up to a maximum of 45%.  |
| 19  | Advance Income Tax              | A 6% advance income tax is levied on commercial imports, subject ministerial remission. Where paid, this tax may be deducted from the taxpayer's final income tax for the fiscal year.  |
| 20  | Export Levy                     | This tax is levied at 10% on concentrate minerals.  |
| 21  | Other taxes (ZRA)               | To be used by Government Entities and mining companies in case there are any material receipts or payments not listed elsewhere on the ZEITI template (> ZMW 50 million).   |
| 22  | VAT credit                      | Amount of VAT paid by mining companies on purchases of goods and services, excluding import VAT and VAT collected and paid directly to ZRA, and which is not yet refunded to the company. <b>This line should be filled by mining companies only.</b>   |
|     | <b>Local Councils</b>           |   |
| 23  | Annual Business Fees            | Operating fees paid to the local councils in which the Extractive Companies operate.  |
| 24  | Property Rates                  | Property taxes payable to the local authority by all Extractive Companies who own properties.   |
|     | <b>MoL</b>                      |   |
| 25  | Ground Rent                     | Annual lease payments made to the Ministry of Lands in respect of leasehold properties owned by the Extractive Companies.   |
| 26  | Consideration Fees              | These are fees paid to show that the offeree to land has accepted the offer. They are only paid once at the beginning when the land has been offered. In short, payment of these fees symbolises acceptance of offer to buy land.   |
| 27  | Registration Fees               | These are service charges that go towards the process of registration and formulation of the certificate of title at the Lands Deeds Department.  |
| 28  | Preparation fees                | These are service charges towards the preparation of the lease document by the office of the Commissioner of Lands before it goes to the Lands and Deeds Department for final   |

| Ref | Type of Tax                                      | Description   |
|-----|--|---|
|     |  | registration and formulation.   |
|     | <b>MoF</b>                                       |   |
| 29  | Dividends from Government Shares                 | This is the distribution of profits in proportion to the shares held directly in the Extractive Company and ZCCM-IH by GRZ.   |
| 30  | Revenues from GRZ shareholding sale              | This relates to revenues received by GRZ from the transfer of the shares held in Government owned companies operating in the mining sector.   |
|     | <b>ZCCM-IH</b>                                   |   |
| 31  | Dividends from ZCCM-IH Shares                    | This is the distribution of profits in proportion to the shares directly held in the Extractive Company by ZCCM-IH.   |
| 32  | Price participation fees                         | Price participation fees received from the companies in which it has shareholding.  |
| 33  | Revenues from ZCCM-IH shareholding sale          | This relates to revenues received by ZCCM-IH from the transfer of the shares held in Extractive Companies operating in Zambia including in their parent companies.  |
| 34  | Revenues from ZCCM-IH mining rights transfer     | This relates to revenue received by ZCCM-IH from the transfer of the mining rights held.  |
|     | <b>Social Payments</b>                           |   |
| 35  | Corporate Social Responsibility In kind payments | These flows affect all contributions made by extractive companies in the local development area including expenditure incurred by extractive companies to finance infrastructure projects, health, education, roads, and market gardening for individuals.  |
| 36  | Corporate Social Responsibility cash payments (  | These flows relate to contributions made by extractive companies in the local development. Flows covered in this section include: cash payments made by extractive companies to support actions of local communities including compensation others that those granted directly for the individuals. |

#### 4.3.2 Extractive Companies

Forty one (41) companies are selected for the 2014 reconciliation exercises. These companies are listed below:

| N°  | Name of Extractive company                      |
|---|---|
| <b><i>Operating and exploring companies</i></b> |   |
| 1   | KANSANSHI MINING PLC*                           |
| 2   | FIRST QUANTUM MINING AND OPERATIONS LTD-BM M S* |
| 3   | MOPANI COPPER MINES PLC*                        |
| 4   | KALUMBILA MINERALS LIMITED*                     |
| 5   | KONKOLA COPPER MINES PLC*                       |
| 6   | LUMWANA MINING COMPANY LIMITED*                 |
| 7   | LAFARGE CEMENT ZAMBIA PLC*                      |
| 8   | CHAMBISHI METALS PLC*                           |
| 9   | CHIBULUMA MINES PLC*                            |
| 10  | CHAMBISHI COPPER SMELTER LIMITED*               |
| 11  | LUBAMBE COPPER MINE LIMITED*                    |
| 12  | CNMC LUANSHYA COPPER MINES PLC*                 |
| 13  | NFC AFRICA MINING PLC*                          |
| 14  | KAGEM MINING LIMITED*                           |

| N°                                     | Name of Extractive company  |
|--|---|
| 15                                     | ZAMBEZI PORTLAND CEMENT LIMITED*  |
| 16                                     | MAAMBA COLLIERIES LIMITED*  |
| 17                                     | SABLE ZINC KABWE LIMITED*   |
| 18                                     | CHANTETE MINING SERVICES LIMITED** (see note below as this company was subsequently dropped from scope) |
| 19                                     | UNIVERSAL MINING AND CHEMICAL INDUSTRIES LIMITED*   |
| 20                                     | NDOLA LIME COMPANY LIMITED*   |
| 21                                     | SCIROCCO ENTERPRISES LIMITED*   |
| 22                                     | ZAMBIAN NONFERROUS METALS EXPLORATION & CON CO LTD*   |
| 23                                     | LIONS GROUP QUARRIES LIMITED*   |
| 24                                     | SINO-METALS LEACH ZAMBIA LTD*   |
| 25                                     | VALE ZAMBIA LIMITED**   |
| 26                                     | NEELKANTH LIME LIMITED**  |
| 27                                     | KALULUSHI CLAY BRICKS LIMITED**   |
| 28                                     | UNITURTLE INDUSTRIES (ZAMBIA) LIMITED**   |
| 29                                     | SYNITE QUARRIES ZAMBIA**  |
| 30                                     | DOLOMITE AGGREGATES LIMITED*  |
| 31                                     | CALCITE LIMITED**   |
| 32                                     | METALCO INDUSTRIES LTD**  |
| 33                                     | DENISON MINES ZAMBIA LIMITED*   |
| 34                                     | ALBIDON ZAMBIA LIMITED*   |
| 35                                     | GRIZZLY MINING LIMITED*   |
| 36                                     | MMG (ZAMBIA) EXPLORATION LIMITED**  |
| 37                                     | BLACKTHORN RESOURCES ZAMBIA LIMITED**   |
| 38                                     | SAN HE (ZAMBIA) LIMITED*  |
| 39                                     | ANGLO EXPLORATION (ZAMBIA) LIMITED**  |
| 40                                     | BHP BILLITON WORLD EXPLORATION INC*   |
| <b><u>Government owned Company</u></b> |   |
| 41                                     | ZCCM INVESTMENTS HOLDINGS PLC*  |

\*30 companies that were included in the 2013 report

\*\* 11 new companies included in 2014 report but not in 2013 report

**Chantente Mining Services Limited** that was selected among the 41 companies was later dropped from the reconciliation scope as we later established that this entity did not possess mineral rights in Zambia as of 2014. We have confirmed from management that the company sold its mineral rights to Grizzly Mining Limited in 2009/2010. Grizzly Mining Limited was already selected and is included in this report. The final number of companies considered for the 2014 report is therefore **40 (Forty)** companies (2013; 30 companies)

For extractive companies which have made payments below ZMW 1 million to ZRA, we recommend the disclosure by Government Entities and ZCCM-IH of the combined benefit stream from these companies as shown in section 1.6 of this report in accordance with EITI Requirement 4.2.b.

### 4.3.3 Government Entities

Based on the scope detailed above, the Government Entities that were required to report for the 2014 EITI Report are:

| Central Entities       |  |    |                             |
|------------------------|--|----|-----------------------------|
| 1                      | Zambian Revenue Authority (ZRA)            | 3  | Ministry of Lands           |
| 2                      | Ministry of Mines and Minerals Development | 4  | Ministry of Finance         |
| Reported owned company |  |    |                             |
| 5                      | ZCCM-IH                                    |    |                             |
| District Councils      |  |    |                             |
| 6                      | Mufulira Municipal Council                 | 16 | Lufwanyama District Council |
| 7                      | Kalulushi District Council                 | 17 | Lusaka City Council         |
| 8                      | Zimba District Council                     | 18 | Mumbwa District Council     |
| 9                      | Kitwe City Council                         | 19 | Sinazongwe District Council |
| 10                     | Chililabombwe District Council             | 20 | Solwezi District Council    |
| 11                     | Luanshya District Council                  | 21 | Kafue District Council      |
| 12                     | Chingola Municipal Council                 | 22 | Kabwe City Council          |
| 13                     | Kabwe District Council                     | 23 | Choma Municipal Council     |
| 14                     | Mazabuka District Council                  | 24 | Chilanga District Council   |
| 15                     | Ndola City Council                         |    |                             |

## 5. RECONCILIATION RESULTS

We present below detailed results of our reconciliation exercise, as well as differences noted between amounts paid by extractive companies and amounts received by Government entities. We have highlighted the amounts initially reported and the adjustments made following our reconciliation work, as well as the final amounts and unreconciled differences.

### 5.1 Payment Reconciliation between Mining Companies and Government Entities

#### 5.1.1 Reconciliation by Extractive Company

The tables below summarise the differences between the payments reported by extractive companies and receipts reported by the various Government Entities.

The tables include consolidated figures based on the reporting templates prepared by every extractive company and Government Entity, adjustments made by us following our reconciliation work and the residual, unreconciled differences. Detailed reconciliation reports for each company are included in **section 5.2** of this report. All amounts in ZMW;

| Company  | Templates originally lodged |             |                  | Adjustments |            | Final amounts     |                |                  |
|--|-----------------------------|-------------|------------------|-------------|------------|-------------------|----------------|------------------|
|  | Company (a)                 | Govt (b)    | Difference (a-b) | Company (d) | Govt (e)   | Company (f) (a+d) | Govt (g) (b+e) | Difference (f-g) |
| ALBIDON ZAMBIA LIMITED                         | 2,113,901                   | 3,060,826   | 946,925          | 947,960     | 1,035      | 3,061,861         | 3,061,861      | -                |
| ANGLO EXPLORATION (ZAMBIA) LIMITED             | 1,361,463                   | 1,361,463   | -                | -           | -          | 1,361,463         | 1,361,463      | -                |
| BHP BILLITON WORLD EXPLORATION INC             | 939,449                     | 1,150,758   | 211,309          | 212,554     | 1,245      | 1,152,003         | 1,152,003      | -                |
| BLACKTHORN RESOURCES ZAMBIA LIMITED            | 3,490,685                   | 1,768,700   | (1,721,985)      | -           | 1,063,028  | 3,490,685         | 2,831,728      | (658,957)        |
| CALCITE LIMITED                                | 2,096,080                   | 1,897,406   | (198,674)        | -           | -          | 2,096,080         | 1,897,406      | (198,674)        |
| CHAMBISHI COPPER SMELTER LIMITED               | 193,452,061                 | 221,498,062 | 28,046,001       | 37,308,005  | 35,540     | 230,760,066       | 221,533,602    | (9,226,464)      |
| CHAMBISHI METALS PLC                           | 294,688,695                 | 285,753,818 | (8,934,877)      | 1,332,101   | 10,266,978 | 296,020,796       | 296,020,796    | -                |
| CHIBULUMA MINES PLC.                           | 239,877,989                 | 244,627,523 | 4,749,534        | 17,932,197  | 13,182,661 | 257,810,186       | 257,810,185    | -                |
| CNMC LUANSHYA COPPER MINES PLC                 | 214,761,588                 | 191,654,299 | (23,107,289)     | 281,532     | 23,388,820 | 215,043,120       | 215,043,119    | -                |
| DENISON MINES ZAMBIA LIMITED                   | 1,964,754                   | 2,107,925   | 143,171          | 395,633     | 252,462    | 2,360,387         | 2,360,387      | -                |
| DOLOMITE AGGREGATES LIMITED                    | 2,357,766                   | 2,871,450   | 513,684          | 550,639     | 36,955     | 2,908,405         | 2,908,405      | -                |
| FIRST QUANTUM MINING AND OPERATIONS LTD-BM M S | 933,963,898                 | 925,980,304 | (7,983,595)      | 28,104,666  | 36,088,262 | 962,068,565       | 962,068,566    | -                |
| GRIZZLY MINING LIMITED                         | 3,246,322                   | 1,500,963   | (1,745,358)      | 189,404     | 1,934,763  | 3,435,726         | 3,435,726      | -                |
| KAGEM MINING LIMITED                           | 114,870,239                 | 121,480,188 | 6,609,949        | 13,100,592  | 6,490,643  | 127,970,831       | 127,970,831    | -                |
| KALULUSHI CLAY BRICKS LIMITED                  | 4,773,512                   | 4,773,512   | -                | -           | -          | 4,773,512         | 4,773,512      | -                |
| KALUMBILA MINERALS LIMITED                     | 622,687,408                 | 667,254,834 | 44,567,426       | 45,402,756  | 835,331    | 668,090,164       | 668,090,165    | -                |

| Company                               | Templates originally lodged |                      |                      | Adjustments        |                      | Final amounts        |                      |                   |
|---------------------------------------|-----------------------------|----------------------|----------------------|--------------------|----------------------|----------------------|----------------------|-------------------|
|                                       | Company (a)                 | Govt (b)             | Difference (a-b)     | Company (d)        | Govt (e)             | Company (f) (a+d)    | Govt (g) (b+e)       | Difference (f-g)  |
| KANSANSHI MINING PLC                  | 3,201,611,004               | 2,527,711,652        | (673,899,351)        | 39,947,254         | 713,846,606          | 3,241,558,258        | 3,241,558,258        | -                 |
| KONKOLA COPPER MINES PLC              | 738,164,432                 | 711,331,130          | (26,833,302)         | 493,631            | (2,677,318)          | 738,658,063          | 708,653,812          | (30,004,251)      |
| LAFARGE CEMENT ZAMBIA PLC             | 354,997,541                 | 378,261,912          | 23,264,371           | 26,940,704         | 3,676,334            | 381,938,245          | 381,938,246          | -                 |
| LIONS GROUP QUARRIES LIMITED          | 8,776,853                   | 9,388,749            | 611,896              | 1,538,219          | -                    | 10,315,072           | 9,388,749            | (926,322)         |
| LUBAMBE COPPER MINE LIMITED           | 197,665,041                 | 207,984,589          | 10,319,549           | 32,195,907         | 21,876,359           | 229,860,948          | 229,860,948          | -                 |
| LUMWANA MINING COMPANY LIMITED        | 721,333,912                 | 699,737,903          | (21,596,009)         | 3,592,929          | 21,767,500           | 724,926,841          | 721,505,403          | (3,421,438)       |
| MAAMBA COLLIERIES LIMITED             | 41,669,760                  | 41,473,184           | (196,576)            | 603,509            | 800,084              | 42,273,269           | 42,273,268           | -                 |
| METALCO INDUSTRIES LTD                | 2,038,092                   | 2,034,892            | (3,200)              | -                  | 3,200                | 2,038,092            | 2,038,092            | -                 |
| MMG (ZAMBIA) EXPLORATION LIMITED      | 1,512,471                   | 1,477,881            | (34,590)             | -                  | -                    | 1,512,471            | 1,477,881            | (34,590)          |
| MOPANI COPPER MINES PLC               | 995,526,489                 | 826,837,063          | (168,689,426)        | 1,026,873          | 169,716,299          | 996,553,362          | 996,553,362          | -                 |
| NDOLA LIME COMPANY LIMITED            | 15,563,149                  | 15,046,825           | (516,324)            | 372,911            | 889,234              | 15,936,060           | 15,936,059           | -                 |
| NEELKANTH LIME LIMITED                | 6,924,283                   | 6,924,283            | -                    | -                  | -                    | 6,924,283            | 6,924,283            | -                 |
| NFC AFRICA MINING PLC                 | 163,049,727                 | 170,739,673          | 7,689,946            | 21,218,744         | 12,812,457           | 184,268,470          | 183,552,130          | (716,341)         |
| SABLE ZINC KABWE LIMITED              | 38,499,242                  | 40,313,307           | 1,814,065            | 1,838,368          | 24,303               | 40,337,610           | 40,337,610           | -                 |
| SAN HE (ZAMBIA) LIMITED               | -                           | 1,347,105            | 1,347,105            | -                  | -                    | -                    | 1,347,105            | 1,347,105         |
| SCIROCCO ENTERPRISES LIMITED          | 15,218,420                  | 14,388,484           | (829,936)            | -                  | -                    | 15,218,420           | 14,388,484           | (829,936)         |
| SINO-METALS LEACH ZAMBIA LTD          | 8,122,860                   | 8,311,247            | 188,387              | 1,572,503          | 1,384,116            | 9,695,363            | 9,695,363            | -                 |
| SYNITE QUARRIES ZAMBIA                | 4,012,182                   | 3,995,232            | (16,950)             | -                  | -                    | 4,012,182            | 3,995,232            | (16,950)          |
| UNITURTLE INDUSTRIES (ZAMBIA) LIMITED | 4,075,502                   | 4,075,502            | -                    | -                  | -                    | 4,075,502            | 4,075,502            | -                 |
| UNIVERSAL MINING INDUSTRIES LIMITED   | 23,593,990                  | 23,786,463           | 192,473              | 209,273            | 16,800               | 23,803,263           | 23,803,263           | -                 |
| VALE ZAMBIA LIMITED                   | 7,352,734                   | 7,352,734            | -                    | -                  | -                    | 7,352,734            | 7,352,734            | -                 |
| ZAMBEZI PORTLAND CEMENT LIMITED       | -                           | 66,996,795           | 66,996,795           | -                  | -                    | -                    | 66,996,795           | 66,996,795        |
| ZAMBIAN NM EXPLORATION CO LTD         | 8,964,082                   | 10,210,675           | 1,246,593            | 1,541,936          | 295,343              | 10,506,018           | 10,506,018           | -                 |
| ZCCM INVESTMENTS HOLDINGS PLC         | 10,943,615                  | 10,333,985           | (609,630)            | 3,427,084          | 219,832              | 14,370,699           | 10,553,817           | (3,816,882)       |
| <b>Total payments</b>                 | <b>9,206,261,188</b>        | <b>8,468,803,299</b> | <b>(737,457,890)</b> | <b>282,277,885</b> | <b>1,038,228,872</b> | <b>9,488,539,073</b> | <b>9,507,032,171</b> | <b>18,493,098</b> |

### 5.1.2 Reconciliation by revenue stream

The table below shows the total Basic Payments reported by extractive companies and Government entities by financial flows, taking into account all adjustments: All amounts in ZMW; Detailed reconciliation reports for each company are included **section 5.2** of this report

| N° | Description of payment                                 | Templates originally lodged |                      |                     | Adjustments        |                    | Final amounts        |                      |                   |
|----|--|-----------------------------|----------------------|---------------------|--------------------|--------------------|----------------------|----------------------|-------------------|
|    |  | Company (a)                 | Govt (b)             | Difference (a-b)    | Company (d)        | Govt (e)           | Company (f)<br>(a+d) | Govt (g)<br>(b+e)    | Difference (f-g)  |
|    | <b>Ministry of Mines, Energy and Water Development</b> | <b>30,126,726</b>           | <b>8,256,955</b>     | <b>(21,869,771)</b> | <b>1,444,425</b>   | <b>23,414,651</b>  | <b>31,571,151</b>    | <b>31,671,606</b>    | <b>100,455</b>    |
| 1  | Application Fees                                       | 81,865                      | 198,680              | 116,815             | 118,340            | 1,525              | 200,205              | 200,205              | -                 |
| 2  | Licence Fees   | 2,506,444                   | 47,677               | (2,458,767)         | 8,426              | 2,239,327          | 2,514,870            | 2,287,004            | (227,866)         |
| 3  | Area Charges   | 6,358,614                   | 7,459,444            | 1,100,830           | 1,244,879          | 105,000            | 7,603,493            | 7,564,444            | (39,049)          |
| 4  | Valuation Fees   | 18,515                      | 32,850               | 14,335              | 20,810             | 6,160              | 39,325               | 39,010               | (315)             |
| 5  | Annual Operating Permit                                | 84,590                      | 33,530               | (51,060)            | 13,220             | 64,520             | 97,810               | 98,050               | 240               |
| 6  | Environmental Protection Fund                          | 20,221,693                  | -                    | (20,221,693)        | -                  | 20,221,693         | 20,221,693           | 20,221,693           | (0)               |
| 7  | Other fees & charges                                   | 855,006                     | 484,774              | (370,231)           | 38,750             | 776,426            | 893,756              | 1,261,200            | 367,445           |
|    | <b>Zambian Revenue Authority (ZRA)</b>                 | <b>8,365,309,610</b>        | <b>8,307,300,618</b> | <b>(58,008,992)</b> | <b>238,294,003</b> | <b>313,618,170</b> | <b>8,603,603,613</b> | <b>8,620,918,788</b> | <b>17,315,175</b> |
| 8  | Pay- As-You-Earn                                       | 1,380,231,759               | 1,385,232,877        | 5,001,118           | 34,902,599         | 42,684,951         | 1,415,134,358        | 1,427,917,828        | 12,783,470        |
| 9  | Import VAT   | 1,963,844,937               | 1,865,504,969        | (98,339,968)        | 62,032,737         | 125,262,198        | 2,025,877,673        | 1,990,767,167        | (35,110,506)      |
| 10 | Mineral Royalty  | 1,812,705,660               | 1,768,935,740        | (43,769,919)        | 7,652,346          | 53,111,123         | 1,820,358,006        | 1,822,046,863        | 1,688,857         |
| 11 | Company Income Tax (Inc. Provisional Tax)              | 1,478,810,160               | 1,562,626,925        | 83,816,765          | 49,744,891         | (37,921,680)       | 1,528,555,051        | 1,524,705,245        | (3,849,806)       |
| 12 | VAT (Net paid)   | 771,710,709                 | 837,078,066          | 65,367,357          | 61,606,971         | 41,821,995         | 833,317,680          | 878,900,061          | 45,582,381        |
| 13 | Import/Customs Duty                                    | 526,722,141                 | 524,483,054          | (2,239,087)         | 9,933,652          | 11,476,328         | 536,655,793          | 535,959,382          | (696,411)         |
| 14 | Withholding Taxes                                      | 356,219,511                 | 308,196,048          | (48,023,463)        | 9,809,916          | 57,139,476         | 366,029,428          | 365,335,524          | (693,903)         |
| 15 | Excise Duty  | 22,675,611                  | 23,455,008           | 779,397             | 910,157            | 326,748            | 23,585,768           | 23,781,756           | 195,988           |
| 16 | Property Transfer Tax                                  | 95,919                      | 118,969              | 23,050              | 23,050             | -                  | 118,969              | 118,969              | (0)               |
| 17 | Wind Fall Tax  | -                           | -                    | -                   | -                  | -                  | -                    | -                    | -                 |
| 18 | Variable profit Tax                                    | -                           | -                    | -                   | -                  | -                  | -                    | -                    | -                 |
| 19 | Advance Income Tax                                     | 26,560,145                  | 26,633,708           | 73,563              | 85,427             | 1,888              | 26,645,572           | 26,635,596           | (9,976)           |
| 20 | Export Levy  | 20,967,002                  | 3,016,740            | (17,950,262)        | 478,743            | 18,429,005         | 21,445,745           | 21,445,745           | -                 |
| 21 | Other taxes (ZRA)                                      | 4,766,055                   | 2,018,514            | (2,747,542)         | 1,113,515          | 1,286,138          | 5,879,570            | 3,304,652            | (2,574,918)       |
|    | <b>Local Councils</b>                                  | <b>81,058,450</b>           | <b>78,264,890</b>    | <b>(2,793,561)</b>  | <b>(367,658)</b>   | <b>3,503,368</b>   | <b>80,690,792</b>    | <b>81,768,258</b>    | <b>1,077,465</b>  |
| 23 | Annual Business Fees                                   | 310,823                     | 911,601              | 600,778             | 867,862            | 260,965            | 1,178,685            | 1,172,566            | (6,119)           |

| N° | Description of payment                           | Templates originally lodged |                      |                      | Adjustments        |                      | Final amounts        |                      |                   |
|----|--|-----------------------------|----------------------|----------------------|--------------------|----------------------|----------------------|----------------------|-------------------|
|    |  | Company (a)                 | Govt (b)             | Difference (a-b)     | Company (d)        | Govt (e)             | Company (f)<br>(a+d) | Govt (g)<br>(b+e)    | Difference (f-g)  |
| 24 | Property Rates                                   | 80,747,627                  | 77,353,289           | (3,394,339)          | (1,235,520)        | 3,242,403            | 79,512,107           | 80,595,692           | 1,083,584         |
|    | <b>Ministry of Lands</b>                         | <b>2,437,642</b>            | <b>13,261,173</b>    | <b>10,823,531</b>    | <b>11,052,224</b>  | <b>228,695</b>       | <b>13,489,866</b>    | <b>13,489,868</b>    | <b>3</b>          |
| 25 | Ground Rent                                      | 2,422,991                   | 6,709,847            | 4,286,856            | 4,500,899          | 214,044              | 6,923,890            | 6,923,891            | 1                 |
| 26 | Consideration Fees                               | 14,000                      | 2,528,055            | 2,514,055            | 2,528,054          | 14,000               | 2,542,054            | 2,542,055            | 1                 |
| 27 | Registration Fees                                | 322                         | 2,878,210            | 2,877,888            | 2,878,210          | 322                  | 2,878,532            | 2,878,532            | (0)               |
| 28 | Preparation fees                                 | 329                         | 1,145,061            | 1,144,732            | 1,145,061          | 329                  | 1,145,390            | 1,145,390            | (0)               |
|    | <b>Ministry of Finance and National Planning</b> | <b>-</b>                    | <b>12,113,800</b>    | <b>12,113,800</b>    | <b>12,113,800</b>  | <b>-</b>             | <b>12,113,800</b>    | <b>12,113,800</b>    | <b>-</b>          |
| 29 | Dividends from Government Shares                 | -                           | 12,113,800           | 12,113,800           | 12,113,800         | -                    | 12,113,800           | 12,113,800           | -                 |
| 30 | Revenues from GRZ shareholding sale              | -                           | -                    | -                    | -                  | -                    | -                    | -                    | -                 |
|    | <b>ZCCM- IH</b>                                  | <b>727,328,760</b>          | <b>49,605,863</b>    | <b>(677,722,897)</b> | <b>19,741,091</b>  | <b>697,463,988</b>   | <b>747,069,851</b>   | <b>747,069,851</b>   | <b>-</b>          |
| 31 | Dividends from ZCCM-IH Shares                    | 727,328,760                 | 49,605,863           | (677,722,897)        | 19,741,091         | 697,463,988          | 747,069,851          | 747,069,851          | -                 |
| 32 | Price participation fees                         | -                           | -                    | -                    | -                  | -                    | -                    | -                    | -                 |
| 33 | Revenues from ZCCM-IH shareholding sale          | -                           | -                    | -                    | -                  | -                    | -                    | -                    | -                 |
| 34 | Revenues from ZCCM-IH mining rights transfer     | -                           | -                    | -                    | -                  | -                    | -                    | -                    | -                 |
|    | <b>Total payments</b>                            | <b>9,206,261,188</b>        | <b>8,468,803,299</b> | <b>(737,457,890)</b> | <b>282,277,885</b> | <b>1,038,228,872</b> | <b>9,488,539,073</b> | <b>9,507,032,171</b> | <b>18,493,098</b> |

Unadjusted residual differences are detailed in Section 5.1.4 of this report



### 5.1.3 Adjustments made to the initial reported payments

The adjustments were carried out on the basis of confirmations from extractive companies and Government Entities and were supported by adequate evidence wherever deemed appropriate. The adjustments made were mainly arising from the following reasons;

1. Tax amount incorrectly reported by either company or government (error)
2. Tax paid company and not reported by them (missed out by error)
3. Tax paid reported by company but outside the period covered
4. Tax paid reported under wrong classification ( classification error)
5. Tax paid and reported in USD but government reported it in ZMW (currency adjustment)

After receiving and examining details of payments sent by extractive companies and government we noted that the amounts originally recorded in the reporting templates had differences. Several taxes were underreported by the companies and in some cases by the government entities. We therefore made adjustments to reported payments based on confirmations from the companies and/or a review of the supporting documents. For all adjustments made, we agreed these with the companies and government entities concerned after reviewing the supporting documents that were provided to us subsequent to initial reporting.

Detailed reconciliation reports for each company showing all adjustments made and the reasons for making them per company and per payment type are included in **Section 5.2 of this report**.

#### 5.1.4 Summary of unreconciled discrepancies

Following our adjustments, the total unreconciled discrepancies of payments amounted to **ZMW 18,493,098** representing **0.19%** of total payments reported by Government Entities. This is the sum of positive differences of **ZMW 67,633,404** (meaning tax paid and reported by the government and not reported by companies) and negative differences amounting to **ZMW (49,140,306)** meaning that the companies reported to have paid these amounts but the government did not report receiving them. These unreconciled differences can be analysed as follows:

| Cause of difference                    | ZMW               |
|--|-------------------|
| Templates not submitted by taxpayers** | 67,633,404        |
| Discrepancies in templates submitted   | (49,140,306)      |
| <b>Total differences</b>               | <b>18,493,098</b> |

\*\*The total positive difference of ZMW 67,633,404 relates to two (2) companies that failed to report for the reconciliation but government reported receipts from them; Details further below in this report.

| At the beginning of reconciliation |                            |                  |                  |                   |
|------------------------------------|----------------------------|------------------|------------------|-------------------|
|                                    | Extractive companies (ZMW) | Government (ZMW) | Difference (ZMW) | % of Govt revenue |
| <b>Total payments declared</b>     | 9,206,261,188              | 8,468,803,299    | (737,457,890)    | -8.71%            |
| At the end of the reconciliation   |                            |                  |                  |                   |
|                                    | Extractive companies (ZMW) | Government (ZMW) | Difference (ZMW) | % of govt revenue |
| <b>Total payments declared</b>     | 9,488,539,073              | 9,507,032,171    | 18,493,098       | 0.19%             |

Below we present the differences remaining after the reconciliation per government entity.

| Differences per government entities             |                   |
|---|-------------------|
| Government entity                               | ZMW               |
| Zambia Revenue Authority                        | 17,315,175        |
| Ministry of Mines, Energy and Water Development | 100,458           |
| Local Councils                                  | 1,077,465         |
| <b>Total difference</b>                         | <b>18,493,098</b> |

Below we present remaining differences after the reconciliation per financial flow and government entity;

| Differences per financial flows |  |                   |
|---------------------------------|--|-------------------|
| No                              | Financial flows  | ZMW               |
|                                 | <b>Ministry of Mines, Energy and Water Development</b> | <b>100,455</b>    |
| 1                               | Application Fees                                       | -                 |
| 2                               | Licence Fees   | (227,866)         |
| 3                               | Area Charges   | (39,049)          |
| 4                               | Valuation Fees   | (315)             |
| 5                               | Annual Operating Permit                                | 240               |
| 6                               | Environmental Protection Fund                          | (0)               |
| 7                               | Other fees & charges                                   | 367,445           |
|                                 | <b>Zambian Revenue Authority (ZRA)</b>                 | <b>17,315,175</b> |
| 8                               | Pay- As-You-Earn                                       | 12,783,470        |
| 9                               | Import VAT   | (35,110,506)      |
| 10                              | Mineral Royalty  | 1,688,857         |
| 11                              | Company Income Tax (Inc. Provisional Tax)              | (3,849,806)       |
| 12                              | VAT (Net paid)   | 45,582,381        |
| 13                              | Import/Customs Duty                                    | (696,411)         |
| 14                              | Withholding Taxes                                      | (693,903)         |
| 15                              | Excise Duty  | 195,988           |
| 16                              | Property Transfer Tax                                  | (0)               |
| 17                              | Wind Fall Tax  | -                 |
| 18                              | Variable profit Tax                                    | -                 |
| 19                              | Advance Income Tax                                     | (9,976)           |
| 20                              | Export Levy  | -                 |
| 21                              | Other taxes (ZRA)                                      | (2,574,918)       |
|                                 | <b>Local Councils</b>                                  | <b>1,077,465</b>  |
| 22                              | Annual Business Fees                                   | (6,119)           |
| 23                              | Property Rates   | 1,083,584         |
|                                 | <b>Ministry of Lands</b>                               | <b>3</b>          |
| 24                              | Ground Rent  | 1                 |
| 25                              | Consideration Fees                                     | 1                 |
| 26                              | Registration Fees                                      | (0)               |
| 27                              | Preparation fees                                       | (0)               |
|                                 | <b>Ministry of Finance and National Planning</b>       | <b>-</b>          |
| 28                              | Dividends from Government Shares                       | -                 |
| 29                              | Revenues from GRZ shareholding sale                    | -                 |
|                                 | <b>ZCCM- IH</b>  | <b>-</b>          |
| 30                              | Dividends from ZCCM-IH Shares                          | -                 |
| 31                              | Price participation fees                               | -                 |
| 32                              | Revenues from ZCCM-IH shareholding sale                | -                 |
| 33                              | Revenues from ZCCM-IH mining rights transfer           | -                 |
|                                 | <b>Total differences</b>                               | <b>18,493,098</b> |

**Below we present remaining differences after reconciliation per company**

| Differences per company |                                     |  |                   |
|-------------------------|-------------------------------------|--|-------------------|
| No                      | Company                             |  | ZMW               |
| 1                       | CALCITE LIMITED                     |  | (198,674)         |
| 2                       | CHAMBISHI COPPER SMELTER LIMITED    |  | (9,226,464)       |
| 3                       | BLACKTHORN RESOURCES ZAMBIA LIMITED |  | (658,957)         |
| 4                       | KONKOLA COPPER MINES PLC            |  | (30,004,251)      |
| 5                       | LIONS GROUP QUARRIES LIMITED        |  | (926,322)         |
| 6                       | LUMWANA MINING COMPANY LIMITED      |  | (3,421,438)       |
| 7                       | MMG (ZAMBIA) EXPLORATION LIMITED    |  | (34,590)          |
| 8                       | NFC AFRICA MINING PLC               |  | (716,341)         |
| 9                       | SAN HE (ZAMBIA) LIMITED             |  | 1,347,105         |
| 10                      | SCIROCCO ENTERPRISES LIMITED        |  | (829,936)         |
| 11                      | SYNITE QUARRIES ZAMBIA              |  | (16,950)          |
| 12                      | ZAMBEZI PORTLAND CEMENT LIMITED     |  | 66,996,797        |
| 13                      | ZCCM INVESTMENTS HOLDINGS PLC       |  | (3,816,882)       |
|                         | <b>Total differences</b>            |  | <b>18,493,099</b> |

## 5.2 Payment reconciliation per company

We present below the initial numbers reported by company and government agencies, adjustments made to the government and company numbers and the reasons for the adjustments made, per tax type and per company.

| Company name:  |  | ALBIDON ZAMBIA LIMITED* |                |                  | Reporting period: |              |                  | 2014             |       |
|--|--|-------------------------|----------------|------------------|-------------------|--------------|------------------|------------------|-------|
| N°   | Description of Payment                           | Per Company             |                |                  | Per Government    |              |                  | Final difference | Notes |
|  |  | Original                | Adjust         | Final            | Original          | Adjust       | Final            |                  |       |
| <b>Ministry of Mines, Energy and Water Development</b>                 |  | <b>490,747</b>          | <b>18,401</b>  | <b>509,148</b>   | <b>509,148</b>    | -            | <b>509,148</b>   | -                |       |
| 1  | Application Fees                                 |                         | -              | -                |                   | -            | -                | -                |       |
| 2  | Licence Fees                                     |                         | -              | -                |                   | -            | -                | -                |       |
| 3  | Area Charges                                     | 490,747                 | 17,186         | 507,933          | 507,933           |              | 507,933          | -                | 2     |
| 4  | Valuation Fees                                   |                         | 315            | 315              | 315               | -            | 315              | -                | 2     |
| 5  | Annual Operating Permit                          |                         | 900            | 900              | 900               | -            | 900              | -                | 2     |
| 6  | Environmental Protection Fund                    |                         | -              | -                |                   | -            | -                | -                |       |
| 7  | Other fees & charges-ERB                         | 0                       |                | 0                |                   | 0            | 0                | -                |       |
| <b>Zambian Revenue Authority (ZRA)</b>                                 |  | <b>961,426</b>          | <b>61,759</b>  | <b>1,023,185</b> | <b>1,023,185</b>  | -            | <b>1,023,185</b> | -                |       |
| 8  | Pay- As-You-Earn                                 | 961,426                 | -              | 961,426          | 961,426           |              | 961,426          | -                |       |
| 9  | Import VAT                                       |                         | 33,866         | 33,866           | 33,866            |              | 33,866           | -                |       |
| 13   | Import/Customs Duty                              |                         |                | -                |                   | -            | -                | -                |       |
| 14   | Withholding Taxes                                |                         | 27,609         | 27,609           | 27,609            |              | 27,609           | -                | 2     |
| 19   | Advance Income Tax                               |                         | 62             | 62               | 62                | -            | 62               | -                | 2     |
| 20   | Export Levy                                      |                         | -              | -                |                   | -            | -                | -                |       |
| 21   | Other taxes                                      |                         | 222            | 222              | 222               |              | 222              | -                | 2     |
| <b>Local Councils</b>  |  | <b>497,835</b>          | -              | <b>497,835</b>   | <b>496,800</b>    | <b>1,035</b> | <b>497,835</b>   | <b>0</b>         |       |
| 23   | Annual Business Fees                             | 1,035                   | -              | 1,035            | -                 | 1,035        | 1,035            | 0                | 1     |
| 24   | Property Rates                                   | 496,800                 |                | 496,800          | 496,800           |              | 496,800          | -                |       |
| <b>Ministry of Lands</b>   |  | <b>163,893</b>          | <b>867,800</b> | <b>1,031,693</b> | <b>1,031,693</b>  | -            | <b>1,031,693</b> | <b>0</b>         |       |
| 25   | Ground Rent                                      | 163,893                 | 866,445        | 1,030,338        | 1,030,338         | -            | 1,030,338        | 0                | 2     |
| 26   | Consideration Fees                               |                         | 1,055          | 1,055            | 1,055             | -            | 1,055            | -                |       |
| 27   | Registration Fees                                |                         | 200            | 200              | 200               | -            | 200              | -                |       |
| 28   | Preparation fees                                 |                         | 100            | 100              | 100               | -            | 100              | -                |       |
| <b>Ministry of Finance and National Planning</b>                       |  | -                       | -              | -                | -                 | -            | -                | -                |       |
| <b>ZCCM- IH</b>  |  | -                       | -              | -                | -                 | -            | -                | -                |       |
| <b>Total payments</b>  |  | <b>2,113,901</b>        | <b>947,960</b> | <b>3,061,861</b> | <b>3,060,826</b>  | <b>1,035</b> | <b>3,061,861</b> | <b>0</b>         |       |
| <b>Social Payments</b>   |  | <b>7,683,289</b>        | -              | <b>7,683,289</b> | -                 | -            | -                | -                |       |
| 35   | Corporate Social Responsibility In kind payments | 7,411,500               | -              | 7,411,500        |                   |              |                  |                  |       |
| 36   | Corporate Social Responsibility cash payments    | 271,789                 | -              | 271,789          |                   |              |                  |                  |       |
| <b>Commentary</b>  |  | <b>Note #</b>           |                |                  | <b>Note #</b>     |              |                  |                  |       |
| Payment missed by govt and now added to govt, confirmed by company     |  |                         | -              |                  | 1                 | 1,035        |                  |                  |       |
| Payments missed by company, confirmed by govt and now added to company |  | 2                       | 947,960        |                  |                   |              |                  |                  |       |
| <b>Grand Total</b>   |  |                         | <b>947,960</b> |                  |                   | <b>1,035</b> |                  |                  |       |

|  |  | Company name: ANGLIO EXPLORATION (ZAMBIA) LIMITED |        |                  | Reporting period: 2014 |        |                  |                  |       |
|--|--|---|--------|------------------|------------------------|--------|------------------|------------------|-------|
| N°   | Description of Payment                           | Per Company                                       |        |                  | Per Government         |        |                  | Final difference | Notes |
|  |  | Original  | Adjust | Final            | Original               | Adjust | Final            |                  |       |
| <b>Ministry of Mines, Energy and Water Development</b>                 |  | <b>84,044</b>                                     | -      | <b>84,044</b>    | <b>84,044</b>          | -      | <b>84,044</b>    | -                |       |
| 1  | Application Fees                                 | 7,800   | -      | 7,800            | 7,800                  | -      | 7,800            | -                |       |
| 2  | Licence Fees                                     | -   | -      | -                | -                      | -      | -                | -                |       |
| 3  | Area Charges                                     | 74,849  | -      | 74,849           | 74,849                 | -      | 74,849           | -                |       |
| 4  | Valuation Fees                                   | 315   | -      | 315              | 315                    | -      | 315              | -                |       |
| 5  | Annual Operating Permit                          | -   | -      | -                | -                      | -      | -                | -                |       |
| 6  | Environmental Protection Fund                    | -   | -      | -                | -                      | -      | -                | -                |       |
| 7  | Other fees & charges                             | 1,080   | -      | 1,080            | 1,080                  | -      | 1,080            | -                |       |
| <b>Zambian Revenue Authority (ZRA)</b>                                 |  | <b>1,277,419</b>                                  | -      | <b>1,277,419</b> | <b>1,277,419</b>       | -      | <b>1,277,419</b> | -                |       |
| 8  | Pay-As-You-Earn                                  | 1,024,717   | -      | 1,024,717        | 1,024,717              | -      | 1,024,717        | -                |       |
| 9  | Import VAT                                       | 112,792   | -      | 112,792          | 112,792                | -      | 112,792          | -                |       |
| 10   | Mineral Royalty                                  | -   | -      | -                | -                      | -      | -                | -                |       |
| 11   | Company Income Tax (Inc. Provisional Tax)        | -   | -      | -                | -                      | -      | -                | -                |       |
| 12   | VAT (Net paid)                                   | -   | -      | -                | -                      | -      | -                | -                |       |
| 13   | Import/Customs Duty                              | 50,449  | -      | 50,449           | 50,449                 | -      | 50,449           | -                |       |
| 14   | Withholding Taxes                                | 89,172  | -      | 89,172           | 89,172                 | -      | 89,172           | -                |       |
| 21   | Other taxes (ZRA)                                | 290   | -      | 290              | 290                    | -      | 290              | -                |       |
| <b>Local Councils</b>  |  | -   | -      | -                | -                      | -      | -                | -                |       |
| 23   | Annual Business Fees                             | -   | -      | -                | -                      | -      | -                | -                |       |
| 24   | Property Rates                                   | -   | -      | -                | -                      | -      | -                | -                |       |
| <b>Ministry of Lands</b>   |  | -   | -      | -                | -                      | -      | -                | -                |       |
| <b>Ministry of Finance and National Planning</b>                       |  | -   | -      | -                | -                      | -      | -                | -                |       |
| 29   | Dividends from Government Shares                 | -   | -      | -                | -                      | -      | -                | -                |       |
| 30   | Revenues from GRZ shareholding sale              | -   | -      | -                | -                      | -      | -                | -                |       |
| <b>ZCCM-IH</b>   |  | -   | -      | -                | -                      | -      | -                | -                |       |
| 34   | Revenues from ZCCM-IH mining rights transfer     | -   | -      | -                | -                      | -      | -                | -                |       |
| <b>Total payments</b>  |  | <b>1,361,463</b>                                  | -      | <b>1,361,463</b> | <b>1,361,463</b>       | -      | <b>1,361,463</b> | -                |       |
| <b>Social Payments</b>   |  | -   | -      | -                | -                      | -      | -                | -                |       |
| 35   | Corporate Social Responsibility In kind payments | -   | -      | -                | -                      | -      | -                | -                |       |
| 36   | Corporate Social Responsibility cash payments    | -   | -      | -                | -                      | -      | -                | -                |       |
| <b>Commentary</b>  |  | <b>Note #</b>                                     |        |                  | <b>Note #</b>          |        |                  |                  |       |
| Payment missed by govt and now added to govt, confirmed by company     |  |   |        |                  |                        |        |                  | -                |       |
| Payments missed by company, confirmed by govt and now added to company |  | 1   |        |                  |                        |        |                  | -                |       |
| <b>Grand Total</b>   |  |   |        |                  |                        |        |                  | -                |       |

|    |   | Company name: BHP BILLITON WORLD EXPLORATION INC* |               |           | Reporting period: 2014 |        |           |                  |       |
|----|---|---|---------------|-----------|------------------------|--------|-----------|------------------|-------|
| N° | Description of Payment  | Per Company                                       |               |           | Per Government         |        |           | Final difference | Notes |
|    |   | Original  | Adjust        | Final     | Original               | Adjust | Final     |                  |       |
|    | <b>Ministry of Mines, Energy and Water Development</b>  | 1,245   | -             | 1,245     | -                      | 1,245  | 1,245     | -                |       |
| 1  | Application Fees  |   | -             | -         |                        | -      | -         | -                |       |
| 2  | Licence Fees  |   | -             | -         |                        | -      | -         | -                |       |
| 3  | Area Charges  |   | -             | -         |                        | -      | -         | -                |       |
| 4  | Valuation Fees  |   | -             | -         |                        | -      | -         | -                |       |
| 5  | Annual Operating Permit   |   | -             | -         |                        | -      | -         | -                |       |
| 6  | Environmental Protection Fund   |   | -             | -         |                        | -      | -         | -                |       |
| 7  | Other fees & charges  | 1,245   |               | 1,245     |                        | 1,245  | 1,245     | -                |       |
|    | <b>Zambian Revenue Authority (ZRA)</b>  | 938,204   | 212,554       | 1,150,758 | 1,150,758              | -      | 1,150,758 | -                |       |
| 8  | Pay-As-You-Earn   | 938,204   | -             | 938,204   | 938,204                |        | 938,204   | -                |       |
| 9  | Import VAT  |   |               | -         |                        |        | -         | -                |       |
| 10 | Mineral Royalty   |   | -             | -         |                        |        | -         | -                |       |
| 11 | Company Income Tax (Inc. Provisional Tax)   |   |               | -         |                        |        | -         | -                |       |
| 12 | VAT (Net paid)  |   | 212,554       | 212,554   | 212,554                |        | 212,554   | -                | 1     |
| 20 | Export Levy   |   | -             | -         |                        |        | -         | -                |       |
| 21 | Other Taxes(ZRA)  |   |               | -         |                        |        | -         | -                |       |
|    | <b>Local Councils</b>   | -   | -             | -         | -                      | -      | -         | -                |       |
| 23 | Annual Business Fees  |   | -             | -         |                        | -      | -         | -                |       |
| 24 | Property Rates  |   |               | -         |                        |        | -         | -                |       |
|    | <b>Ministry of Lands</b>  | -   | -             | -         | -                      | -      | -         | -                |       |
|    | <b>Ministry of Finance and National Planning</b>  | -   | -             | -         | -                      | -      | -         | -                |       |
|    | <b>ZCCM- IH</b>   | -   | -             | -         | -                      | -      | -         | -                |       |
|    | <b>Total payments</b>   | 939,449   | 212,554       | 1,152,003 | 1,150,758              | 1,245  | 1,152,003 | -                |       |
|    | <b>Social Payments</b>  | -   | -             | -         | -                      | -      | -         | -                |       |
| 35 | Corporate Social Responsibility In kind payments  |   | -             | -         |                        |        | -         | -                |       |
| 36 | Corporate Social Responsibility cash payments   |   | -             | -         |                        |        | -         | -                |       |
|    | <b>Commentary</b>   |   | <b>Note #</b> |           |                        |        |           |                  |       |
|    | This was a refund from the company to ZRA for a wrong payment previously made by ZRA to company |   | 1             | 212,554   |                        |        |           |                  |       |
|    |   |   |               | -         |                        |        |           |                  |       |
|    | <b>Grand Total</b>  |   |               | 212,554   |                        |        |           |                  |       |

|  |  | Company name: BLACKTHORN RESOURCES ZAMBIA LIMITED |          |                  | Reporting period: 2014 |                  |                  |                  |       |
|--|--|---|----------|------------------|------------------------|------------------|------------------|------------------|-------|
| N°   | Description of Payment                           | Per Company                                       |          |                  | Per Government         |                  |                  | Final difference | Notes |
|  |  | Original  | Adjust   | Final            | Original               | Adjust           | Final            |                  |       |
| <b>Ministry of Mines, Energy and Water Development</b>                 |  | <b>1,020,418</b>                                  | -        | <b>1,020,418</b> | <b>396,374</b>         | <b>584,995</b>   | <b>981,369</b>   | <b>(39,049)</b>  |       |
| 1  | Application Fees                                 | 34,340  | -        | 34,340           | 34,340                 | -                | 34,340           | -                |       |
| 2  | Licence Fees                                     | -   | -        | -                | -                      | -                | -                | -                |       |
| 3  | Area Charges                                     | 401,083   | -        | 401,083          | 362,034                | -                | 362,034          | (39,049)         |       |
| 4  | Valuation Fees                                   | -   | -        | -                | -                      | -                | -                | -                |       |
| 5  | Annual Operating Permit                          | -   | -        | -                | -                      | -                | -                | -                |       |
| 6  | Environmental Protection Fund                    | 584,995   | -        | 584,995          | -                      | 584,995          | 584,995          | -                | 2     |
| 7  | Other fees & charges                             | -   | -        | -                | -                      | -                | -                | -                |       |
| <b>Zambian Revenue Authority (ZRA)</b>                                 |  | <b>2,454,458</b>                                  | -        | <b>2,454,458</b> | <b>1,372,326</b>       | <b>462,223</b>   | <b>1,834,549</b> | <b>(619,909)</b> |       |
| 8  | Pay-As-You-Earn                                  | 694,637   | -        | 694,637          | 232,414                | 462,223          | 694,637          | -                | 2     |
| 9  | Import VAT                                       | 86,159  | -        | 86,159           | 86,159                 | -                | 86,159           | -                |       |
| 10   | Mineral Royalty                                  | -   | -        | -                | -                      | -                | -                | -                |       |
| 11   | Company Income Tax (Inc. Provisional Tax)        | -   | -        | -                | -                      | -                | -                | -                |       |
| 12   | VAT (Net paid)                                   | -   | -        | -                | -                      | -                | -                | -                |       |
| 13   | Import/Customs Duty                              | 66,051  | -        | 66,051           | 66,051                 | -                | 66,051           | -                |       |
| 14   | Withholding Taxes                                | 1,607,396   | -        | 1,607,396        | 987,487                | -                | 987,487          | (619,909)        |       |
| 20   | Export Levy                                      | -   | -        | -                | -                      | -                | -                | -                |       |
| 21   | Othertaxes (ZRA)                                 | 215   | -        | 215              | 215                    | -                | 215              | -                |       |
| <b>Local Councils</b>  |  | <b>1,045</b>                                      | -        | <b>1,045</b>     | <b>-</b>               | <b>1,045</b>     | <b>1,045</b>     | <b>0</b>         |       |
| 23   | Annual Business Fees                             | 1,045   | -        | 1,045            | -                      | 1,045            | 1,045            | 0                | 2     |
| 24   | Property Rates                                   | -   | -        | -                | -                      | -                | -                | -                |       |
| <b>Ministry of Lands</b>   |  | <b>14,764</b>                                     | -        | <b>14,764</b>    | <b>-</b>               | <b>14,765</b>    | <b>14,765</b>    | <b>1</b>         |       |
| 25   | Ground Rent                                      | 114   | -        | 114              | -                      | 114              | 114              | 0                | 2     |
| 26   | Consideration Fees                               | 14,000  | -        | 14,000           | -                      | 14,000           | 14,000           | 0                | 2     |
| 27   | Registration Fees                                | 322   | -        | 322              | -                      | 322              | 322              | -                | 2     |
| 28   | Preparation fees                                 | 329   | -        | 329              | -                      | 329              | 329              | (0)              | 2     |
| <b>Ministry of Finance and National Planning</b>                       |  | <b>-</b>  | <b>-</b> | <b>-</b>         | <b>-</b>               | <b>-</b>         | <b>-</b>         | <b>-</b>         |       |
| 29   | Dividends from Government Shares                 | -   | -        | -                | -                      | -                | -                | -                |       |
| 30   | Revenues from GRZ shareholding sale              | -   | -        | -                | -                      | -                | -                | -                |       |
| <b>ZCCM- IH</b>  |  | <b>-</b>  | <b>-</b> | <b>-</b>         | <b>-</b>               | <b>-</b>         | <b>-</b>         | <b>-</b>         |       |
| 34   | Revenues from ZCCM-IH mining rights transfer     | -   | -        | -                | -                      | -                | -                | -                |       |
| <b>Total payments</b>  |  | <b>3,490,685</b>                                  | <b>-</b> | <b>3,490,685</b> | <b>1,768,700</b>       | <b>1,063,028</b> | <b>2,831,728</b> | <b>(658,957)</b> |       |
| <b>Social Payments</b>   |  | <b>-</b>  | <b>-</b> | <b>-</b>         | <b>-</b>               | <b>-</b>         | <b>-</b>         | <b>-</b>         |       |
| 35   | Corporate Social Responsibility In kind payments | -   | -        | -                | -                      | -                | -                | -                |       |
| 36   | Corporate Social Responsibility cash payments    | -   | -        | -                | -                      | -                | -                | -                |       |
| <b>Commentary</b>  |  | <b>Note #</b>                                     |          |                  | <b>Note #</b>          |                  |                  |                  |       |
| Payment missed by govt and now added to govt, confirmed by company     |  | 2   |          |                  | 1,063,028              |                  |                  |                  |       |
| Payments missed by company, confirmed by govt and now added to company |  | 1   |          |                  |                        |                  |                  |                  |       |
| <b>Grand Total</b>   |  | <b>-</b>  |          |                  | <b>1,063,028</b>       |                  |                  |                  |       |



| Company name:  |  | CALCITE LIMITED  |        |                  | Reporting period: |        |                  | 2014             |  |
|--|--|------------------|--------|------------------|-------------------|--------|------------------|------------------|--|
| N°   | Description of Payment                           | Per Company      |        |                  | Per Government    |        |                  | Final difference |  |
|  |  | Original         | Adjust | Final            | Original          | Adjust | Final            |                  |  |
| <b>Ministry of Mines, Energy and Water Development</b>                 |  |                  |        |                  |                   |        |                  |                  |  |
|  |  | -                | -      | -                | -                 | -      | -                | -                |  |
| 1  | Application Fees                                 |                  | -      | -                |                   | -      | -                | -                |  |
| 2  | Licence Fees                                     |                  | -      | -                |                   | -      | -                | -                |  |
| 3  | Area Charges                                     |                  | -      | -                |                   | -      | -                | -                |  |
| 4  | Valuation Fees                                   |                  | -      | -                |                   | -      | -                | -                |  |
| 5  | Annual Operating Permit                          |                  | -      | -                |                   | -      | -                | -                |  |
| 6  | Environmental Protection Fund                    |                  | -      | -                |                   | -      | -                | -                |  |
| 7  | Other fees and charges                           |                  | -      | -                |                   | -      | -                | -                |  |
| <b>Zambian Revenue Authority (ZRA)</b>                                 |  | <b>2,088,096</b> | -      | <b>2,088,096</b> | <b>1,897,406</b>  | -      | <b>1,897,406</b> | - <b>190,690</b> |  |
| 8  | Pay-As-You-Earn                                  | 6,040            | -      | 6,040            | 17,580            | -      | 17,580           | 11,540           |  |
| 9  | Import VAT                                       | 1,024,614        | -      | 1,024,614        | 1,023,703         | -      | 1,023,703        | (911)            |  |
| 10   | Mineral Royalty                                  | 212,518          | -      | 212,518          | 201,638           | -      | 201,638          | (10,880)         |  |
| 11   | Company Income Tax (Inc. Provisional Tax)        |                  | -      | -                |                   | -      | -                | -                |  |
| 12   | VAT (Net paid)                                   | 792,160          | -      | 792,160          | 601,721           | -      | 601,721          | (190,439)        |  |
| 13   | Import/Customs Duty                              | 52,558           | -      | 52,558           | 52,558            | -      | 52,558           | -                |  |
| 20   | Export Levy                                      |                  | -      | -                |                   | -      | -                | -                |  |
| 21   | Other Taxes                                      | 206              | -      | 206              | 206               | -      | 206              | -                |  |
| <b>Local Councils</b>  |  | <b>7,984</b>     | -      | <b>7,984</b>     | -                 | -      | -                | <b>(7,984)</b>   |  |
| 23   | Annual Business Fees                             | 3,504            | -      | 3,504            | -                 | -      | -                | (3,504)          |  |
| 24   | Property Rates                                   | 4,480            | -      | 4,480            | -                 | -      | -                | (4,480)          |  |
| <b>Ministry of Lands</b>   |  | -                | -      | -                | -                 | -      | -                | -                |  |
| 25   | Ground Rent                                      |                  | -      | -                |                   | -      | -                | -                |  |
| <b>Ministry of Finance and National Planning</b>                       |  | -                | -      | -                | -                 | -      | -                | -                |  |
| 29   | Dividends from Government Shares                 |                  | -      | -                |                   | -      | -                | -                |  |
| 30   | Revenues from GRZ shareholding sale              |                  | -      | -                |                   | -      | -                | -                |  |
| <b>ZCCM- IH</b>  |  | -                | -      | -                | -                 | -      | -                | -                |  |
| 34   | Revenues from ZCCM-IH mining rights transfer     |                  | -      | -                |                   | -      | -                | -                |  |
| <b>Total payments</b>  |  | <b>2,096,080</b> | -      | <b>2,096,080</b> | <b>1,897,406</b>  | -      | <b>1,897,406</b> | <b>(198,674)</b> |  |
| <b>Social Payments</b>   |  | -                | -      | -                | -                 | -      | -                | -                |  |
| 35   | Corporate Social Responsibility In kind payments |                  | -      | -                |                   | -      | -                | -                |  |
| 36   | Corporate Social Responsibility cash payments    |                  | -      | -                |                   | -      | -                | -                |  |
| <b>Commentary</b>  |  | <b>Note #</b>    |        |                  | <b>Note #</b>     |        |                  |                  |  |
| Payment missed by govt and now added to govt, confirmed by company     |  |                  | -      | -                | 2                 | -      | -                |                  |  |
| Payments missed by company, confirmed by govt and now added to company |  | 1                | -      | -                |                   | -      | -                |                  |  |
| <b>Grand Total</b>   |  |                  | -      | -                |                   | -      | -                |                  |  |

| Company name:  |  | CHAMBISHI COPPER SMELTER LIMITED* |            |               | Reporting period: |        |             | 2014             |       |
|--|--|-----------------------------------|------------|---------------|-------------------|--------|-------------|------------------|-------|
| N°   | Description of Payment                           | Per Company                       |            |               | Per Government    |        |             | Final difference | Notes |
|  |  | Original                          | Adjust     | Final         | Original          | Adjust | Final       |                  |       |
| <b>Ministry of Mines, Energy and Water Development</b>                 |  | -                                 | 30,200     | 30,200        | 30,200            | -      | 30,200      | -                |       |
| 1  | Application Fees                                 |                                   | 28,800     | 28,800        | 28,800            | -      | 28,800      | -                |       |
| 2  | Licence Fees                                     |                                   | -          | -             | -                 | -      | -           | -                |       |
| 3  | Area Charges                                     |                                   | -          | -             | -                 | -      | -           | -                |       |
| 4  | Valuation Fees                                   |                                   | -          | -             | -                 | -      | -           | -                |       |
| 5  | Annual Operating Permit                          |                                   | -          | -             | -                 | -      | -           | -                |       |
| 6  | Environmental Protection Fund                    |                                   | -          | -             | -                 | -      | -           | -                |       |
| 7  | Other fees & charges                             |                                   | 1,400      | 1,400         | 1,400             | -      | 1,400       | 0                | 1     |
| <b>Zambian Revenue Authority (ZRA)</b>                                 |  | 189,266,521                       | 37,248,766 | 226,515,287   | 217,288,823       | -      | 217,288,823 | (9,226,464)      |       |
| 8  | Pay-As-You-Earn                                  | 6,035,527                         | -          | 6,035,527     | 6,035,527         | -      | 6,035,527   | 0                |       |
| 9  | Import VAT                                       | 137,754,888                       | -          | 137,754,888   | 128,604,961       | -      | 128,604,961 | (9,149,927)      |       |
| 10   | Mineral Royalty                                  |                                   | -          | -             | -                 | -      | -           | -                |       |
| 11   | Company Income Tax (Inc. Provisional Tax)        | 4,053,514                         | -          | 4,053,514     | 4,053,514         | -      | 4,053,514   | (0)              |       |
| 12   | VAT (Net paid)                                   |                                   | 36,897,241 | 36,897,241    | 36,897,241        | -      | 36,897,241  | -                | 1     |
| 13   | Import/Customs Duty                              | 13,694,800                        | 85,640     | 13,780,440    | 13,780,440        | -      | 13,780,440  | -                | 1     |
| 14   | Withholding Taxes                                | 2,024,277                         | -          | 2,024,277     | 1,947,740         | -      | 1,947,740   | (76,537)         |       |
| 15   | Excise Duty                                      |                                   | 30,082     | 30,082        | 30,082            | -      | 30,082      | -                | 1     |
| 19   | Advance Income Tax                               | 25,703,515                        | 17,943     | 25,721,458    | 25,721,458        | -      | 25,721,458  | -                | 1     |
| 20   | Export Levy                                      |                                   | 448        | 448           | 448               | -      | 448         | -                | 1     |
| 21   | Other Taxes (ZRA)                                |                                   | 217,412    | 217,412       | 217,412           | -      | 217,412     | -                | 1     |
| <b>Local Councils</b>  |  | 4,185,540                         | -          | 4,185,540     | 4,150,000         | 35,540 | 4,185,540   | (0)              |       |
| 23   | Annual Business Fees                             |                                   | -          | -             | -                 | -      | -           | -                |       |
| 24   | Property Rates                                   | 4,185,540                         | -          | 4,185,540     | 4,150,000         | 35,540 | 4,185,540   | (0)              | 2     |
| <b>Ministry of Lands</b>   |  | -                                 | 29,039     | 29,039        | 29,039            | -      | 29,039      | -                |       |
| 25   | Ground Rent                                      |                                   | 14,322     | 14,322        | 14,322            | -      | 14,322      | -                | 1     |
| 26   | Consideration Fees                               |                                   | 5,675      | 5,675         | 5,675             | -      | 5,675       | -                | 1     |
| 27   | Registration Fees                                |                                   | 3,245      | 3,245         | 3,245             | -      | 3,245       | -                | 1     |
| 28   | Preparation fees                                 |                                   | 5,797      | 5,797         | 5,797             | -      | 5,797       | -                | 1     |
| <b>Ministry of Finance and National Planning</b>                       |  | -                                 | -          | -             | -                 | -      | -           | -                |       |
| <b>ZCCM-IH</b>   |  | -                                 | -          | -             | -                 | -      | -           | -                |       |
| 34   | Revenues from ZCCM-IH mining rights transfer     |                                   | -          | -             | -                 | -      | -           | -                |       |
| <b>Total payments</b>  |  | 193,452,061                       | 37,308,005 | 230,760,066   | 221,498,062       | 35,540 | 221,533,602 | (9,226,464)      |       |
| <b>Social Payments</b>   |  | 218,514                           | -          | 218,514       | -                 | -      | -           | -                |       |
| 35   | Corporate Social Responsibility In kind payments | 218,514                           | -          | 218,514       | -                 | -      | -           | -                |       |
| 36   | Corporate Social Responsibility cash payments    |                                   | -          | -             | -                 | -      | -           | -                |       |
| <b>Commentary</b>  |  | <b>Note #</b>                     |            | <b>Note #</b> |                   |        |             |                  |       |
| Payment missed by govt and now added to govt, confirmed by company     |  |                                   |            | 2             |                   | 35,540 |             |                  |       |
| Payments missed by company, confirmed by govt and now added to company |  | 2                                 |            | 37,308,005    |                   |        |             |                  |       |
| <b>Grand Total</b>   |  | <b>37,308,005</b>                 |            | <b>35,540</b> |                   |        |             |                  |       |

| Company name:  |  | CHAMBISHI METALS PLC* |                  |             | Reporting period: |                   |             | 2014             |       |
|--|--|-----------------------|------------------|-------------|-------------------|-------------------|-------------|------------------|-------|
| N°   | Description of Payment                           | Per Company           |                  |             | Per Government    |                   |             | Final difference | Notes |
|  |  | Original              | Adjust           | Final       | Original          | Adjust            | Final       |                  |       |
| <b>Ministry of Mines, Energy and Water Development</b>                 |  | -                     | 2,260            | 2,260       | 2,260             | -                 | 2,260       | -                |       |
| 1  | Application Fees                                 |                       | -                | -           |                   | -                 | -           | -                |       |
| 2  | Licence Fees                                     |                       | -                | -           |                   | -                 | -           | -                |       |
| 3  | Area Charges                                     |                       | -                | -           |                   | -                 | -           | -                |       |
| 4  | Valuation Fees                                   |                       | 2,260            | 2,260       | 2,260             | -                 | 2,260       | -                | 2     |
| 5  | Annual Operating Permit                          |                       | -                | -           |                   | -                 | -           | -                |       |
| 6  | Environmental Protection Fund                    |                       | -                | -           |                   | -                 | -           | -                |       |
| 7  | Other fees and Charges                           |                       | -                | -           |                   | -                 | -           | -                |       |
| <b>Zambian Revenue Authority (ZRA)</b>                                 |  | 292,417,080           | 1,329,181        | 293,746,261 | 283,749,939       | 9,996,322         | 293,746,261 | -                |       |
| 8  | Pay-As-You-Earn                                  | 14,677,090            | -                | 14,677,090  | 13,207,231        | 1,469,859         | 14,677,090  | -                | 1     |
| 9  | Import VAT                                       | 270,067,817           | -                | 270,067,817 | 262,570,301       | 7,497,516         | 270,067,817 | -                | 1     |
| 10   | Mineral Royalty                                  |                       | -                | -           |                   | -                 | -           | -                |       |
| 11   | Company Income Tax (Inc. Provisional Tax)        | 387,866               | 66,564           | 454,430     | 454,430           | -                 | 454,430     | -                | 2     |
| 12   | VAT (Net paid)                                   |                       | 375,621          | 375,621     | 375,621           | -                 | 375,621     | -                |       |
| 13   | Import/Customs Duty                              | 3,341,338             | -                | 3,341,338   | 3,282,778         | 58,560            | 3,341,338   | -                | 1     |
| 14   | Withholding Taxes                                | 1,510,540             | 788,129          | 2,298,669   | 2,298,669         | -                 | 2,298,669   | -                | 2     |
| 15   | Excise Duty                                      | 1,337,376             | 96,669           | 1,434,045   | 1,434,045         | -                 | 1,434,045   | -                | 2     |
| 18   | Variable profit Tax                              |                       | -                | -           |                   | -                 | -           | -                |       |
| 19   | Advance Income Tax                               |                       | 1,929            | 1,929       | 1,929             | -                 | 1,929       | -                | 2     |
| 20   | Export Levy                                      |                       | 269              | 269         | 269               | -                 | 269         | -                | 2     |
| 21   | Other Taxes(ZRA)                                 | 1,095,053             | -                | 1,095,053   | 124,666           | 970,387           | 1,095,053   | -                |       |
| <b>Local Councils</b>  |  | 2,250,000             | -                | 2,250,000   | 2,000,000         | 250,000           | 2,250,000   | -                |       |
| 23   | Annual Business Fees                             |                       | -                | -           |                   | -                 | -           | -                |       |
| 24   | Property Rates                                   | 2,250,000             | -                | 2,250,000   | 2,000,000         | 250,000           | 2,250,000   | -                | 1     |
| <b>Ministry of Lands</b>   |  | 21,615                | 660              | 22,275      | 1,619             | 20,656            | 22,275      | -                |       |
| 25   | Ground Rent                                      | 21,615                | -                | 21,615      | 959               | 20,656            | 21,615      | -                | 1     |
| 26   | Consideration Fees                               |                       | 532              | 532         | 532               | -                 | 532         | -                | 2     |
| 27   | Registration Fees                                |                       | 66               | 66          | 66                | -                 | 66          | -                | 2     |
| 28   | Preparation fees                                 |                       | 62               | 62          | 62                | -                 | 62          | -                | 2     |
| <b>Ministry of Finance and National Planning</b>                       |  | -                     | -                | -           | -                 | -                 | -           | -                |       |
| 29   | Dividends from Government Shares                 |                       | -                | -           |                   | -                 | -           | -                |       |
| <b>ZCCM- IH</b>  |  | -                     | -                | -           | -                 | -                 | -           | -                |       |
| 34   | Revenues from ZCCM-IH mining rights transfer     |                       | -                | -           |                   | -                 | -           | -                |       |
| <b>Total payments</b>  |  | 294,688,695           | 1,332,101        | 296,020,796 | 285,753,818       | 10,266,978        | 296,020,796 | -                |       |
| <b>Social Payments</b>   |  | 201,724               | -                | 201,724     | -                 | -                 | -           | -                |       |
| 35   | Corporate Social Responsibility In kind payments |                       | -                | -           |                   | -                 | -           | -                |       |
| 36   | Corporate Social Responsibility cash payments    | 201,724               | -                | 201,724     |                   |                   |             |                  |       |
| <b>Commentary</b>  |  | <b>Note #</b>         |                  |             | <b>Note #</b>     |                   |             |                  |       |
| Payment missed by govt and now added to govt, confirmed by company     |  |                       |                  | -           | 1                 | 10,266,978        |             |                  |       |
| Payments missed by company, confirmed by govt and now added to company |  | 2                     | 1,332,101        |             |                   |                   |             |                  |       |
| <b>Grand Total</b>   |  |                       | <b>1,332,101</b> |             |                   | <b>10,266,978</b> |             |                  |       |

|  |  | Company name: CHIBULUMA MINES PLC.* |                   |                    | Reporting period: 2014 |                   |                    |                  |          |
|--|--|-------------------------------------|-------------------|--------------------|------------------------|-------------------|--------------------|------------------|----------|
| N°   | Description of Payment                           | Per Company                         |                   |                    | Per Government         |                   |                    | Final difference | Notes    |
|  |  | Original                            | Adjust            | Final              | Original               | Adjust            | Final              |                  |          |
| <b>Ministry of Mines, Energy and Water Development</b>                 |  | <b>188,780</b>                      | <b>3,690</b>      | <b>192,470</b>     | <b>67,365</b>          | <b>125,104</b>    | <b>192,469</b>     | <b>(1)</b>       |          |
| 1  | Application Fees                                 |                                     | -                 | -                  |                        | -                 | -                  | -                |          |
| 2  | Licence Fees                                     | 125,982                             | -                 | 125,982            | 878                    | 125,104           | 125,982            | (0)              | 2        |
| 3  | Area Charges                                     | 62,798                              | -                 | 62,798             | 62,798                 | -                 | 62,798             | (0)              |          |
| 4  | Valuation Fees                                   |                                     | 630               | 630                | 630                    | -                 | 630                | -                | 1        |
| 5  | Annual Operating Permit                          |                                     | 900               | 900                | 900                    | -                 | 900                | -                | 1        |
| 6  | Environmental Protection Fund                    |                                     | -                 | -                  |                        | -                 | -                  | -                |          |
| 7  | Other fees & charges                             |                                     | 2,160             | 2,160              | 2,160                  | -                 | 2,160              | -                | 1        |
| <b>Zambian Revenue Authority (ZRA)</b>                                 |  | <b>238,677,133</b>                  | <b>7,618,629</b>  | <b>246,295,762</b> | <b>233,359,680</b>     | <b>12,936,081</b> | <b>246,295,761</b> | <b>(1)</b>       |          |
| 8  | Pay-As-You-Earn                                  | 28,967,735                          | 3,965,039         | 32,932,774         | 32,932,774             | -                 | 32,932,774         | -                | 1        |
| 9  | Import VAT                                       | 1,362,425                           | 740,513           | 2,102,938          | 2,102,938              | -                 | 2,102,938          | -                | 1        |
| 10   | Mineral Royalty                                  | 42,650,277                          | -                 | 42,650,277         | 36,485,768             | 6,164,508         | 42,650,276         | (1)              | 2        |
| 11   | Company Income Tax (Inc. Provisional Tax)        | 102,100,000                         | 2,772,582         | 104,872,582        | 104,872,582            | -                 | 104,872,582        | -                | 1        |
| 12   | VAT (Net paid)                                   | 57,857,776                          | -                 | 57,857,776         | 52,020,386             | 5,837,390         | 57,857,776         | (0)              | 2        |
| 13   | Import/Customs Duty                              | 82,901                              | 112,420           | 195,321            | 195,321                | -                 | 195,321            | -                | 1        |
| 14   | Withholding Taxes                                | 5,656,019                           | 22,309            | 5,678,328          | 4,744,145              | 934,183           | 5,678,328          | -                | 2 and 1  |
| 15   | Excise Duty                                      |                                     | 281               | 281                | 281                    | -                 | 281                | -                | 1        |
| 20   | Export Levy                                      | -                                   | 281               | 281                | 281                    | -                 | 281                | -                | 1        |
| 21   | Other taxes (ZRA)                                |                                     | 5,204             | 5,204              | 5,204                  | -                 | 5,204              | -                | 1        |
| <b>Local Councils</b>  |  | <b>1,012,076</b>                    | <b>3,762</b>      | <b>1,015,838</b>   | <b>894,362</b>         | <b>121,476</b>    | <b>1,015,838</b>   | <b>-</b>         |          |
| 23   | Annual Business Fees                             | 19,845                              | -                 | 19,845             | -                      | 19,845            | 19,845             | -                |          |
| 24   | Property Rates                                   | 992,231                             | 3,762             | 995,993            | 894,362                | 101,631           | 995,993            | -                | 2 and 1  |
| <b>Ministry of Lands</b>   |  | <b>-</b>                            | <b>147,733</b>    | <b>147,733</b>     | <b>147,733</b>         | <b>-</b>          | <b>147,733</b>     | <b>-</b>         |          |
| 25   | Ground Rent                                      |                                     | 137,979           | 137,979            | 137,979                | -                 | 137,979            | -                | 1        |
| 26   | Consideration Fees                               |                                     | 4,652             | 4,652              | 4,652                  | -                 | 4,652              | -                | 1        |
| 27   | Registration Fees                                |                                     | 4,109             | 4,109              | 4,109                  | -                 | 4,109              | -                | 1        |
| 28   | Preparation fees                                 |                                     | 993               | 993                | 993                    | -                 | 993                | -                | 1        |
| <b>Ministry of Finance and National Planning</b>                       |  | <b>-</b>                            | <b>-</b>          | <b>-</b>           | <b>-</b>               | <b>-</b>          | <b>-</b>           | <b>-</b>         |          |
| <b>ZCCM- IH</b>  |  | <b>-</b>                            | <b>10,158,383</b> | <b>10,158,383</b>  | <b>10,158,383</b>      | <b>-</b>          | <b>10,158,383</b>  | <b>-</b>         |          |
| 31   | Dividends from ZCCM-IH Shares                    |                                     | 10,158,383        | 10,158,383         | 10,158,383             | -                 | 10,158,383         | -                | 1        |
| <b>Total payments</b>  |  | <b>239,877,989</b>                  | <b>17,932,197</b> | <b>257,810,186</b> | <b>244,627,523</b>     | <b>13,182,661</b> | <b>257,810,185</b> | <b>-</b>         | <b>2</b> |
| <b>Social Payments</b>   |  | <b>3,194,730</b>                    | <b>-</b>          | <b>3,194,730</b>   | <b>-</b>               | <b>-</b>          | <b>-</b>           | <b>-</b>         |          |
| 35   | Corporate Social Responsibility In kind payments | 1,343,157                           | -                 | 1,343,157          |                        |                   |                    |                  |          |
| 36   | Corporate Social Responsibility cash payments    | 1,851,573                           | -                 | 1,851,573          |                        |                   |                    |                  |          |
| <b>Commentary</b>  |  | <b>Note #</b>                       |                   |                    | <b>Note #</b>          |                   |                    |                  |          |
| Payment missed by govt and now added to govt, confirmed by company     |  |                                     |                   | -                  | 2                      |                   | 13,182,661         |                  |          |
| Payments missed by company, confirmed by govt and now added to company |  | 1                                   |                   | 17,931,297         |                        |                   |                    |                  |          |
| <b>Grand Total</b>   |  |                                     |                   | <b>17,931,297</b>  |                        |                   | <b>13,182,661</b>  |                  |          |

| Company name:  |  | CNMC LUANSHYA COPPER MINES PLC* |                |                    | Reporting period:  |                   |                    | 2014             |          |
|--|--|---------------------------------|----------------|--------------------|--------------------|-------------------|--------------------|------------------|----------|
| N°   | Description of Payment                           | Per Company                     |                |                    | Per Government     |                   |                    | Final difference | Notes    |
|  |  | Original                        | Adjust         | Final              | Original           | Adjust            | Final              |                  |          |
| <b>Ministry of Mines, Energy and Water Development</b>                 |  | <b>536,923</b>                  | <b>269,239</b> | <b>806,162</b>     | <b>400,880</b>     | <b>405,282</b>    | <b>806,162</b>     | <b>(0)</b>       |          |
| 1  | Application Fees                                 |                                 | -              | -                  |                    | -                 | -                  | -                |          |
| 2  | Licence Fees                                     | 406,110                         | -              | 406,110            | 828                | 405,282           | 406,110            | (0)              | 1        |
| 3  | Area Charges                                     | 130,813                         | 254,729        | 385,542            | 385,542            |                   | 385,542            | 0                | 2        |
| 4  | Valuation Fees                                   |                                 | -              | -                  |                    | -                 | -                  | -                |          |
| 5  | Annual Operating Permit                          |                                 | 6,300          | 6,300              | 6,300              | -                 | 6,300              | -                | 2        |
| 6  | Environmental Protection Fund                    |                                 | -              | -                  |                    | -                 | -                  | -                |          |
| 7  | Other fees & charges                             |                                 | 8,210          | 8,210              | 8,210              |                   | 8,210              | -                | 2        |
| <b>Zambian Revenue Authority (ZRA)</b>                                 |  | <b>201,515,434</b>              | <b>12,293</b>  | <b>201,527,727</b> | <b>178,544,189</b> | <b>22,983,538</b> | <b>201,527,727</b> | <b>(0)</b>       |          |
| 8  | Pay-As-You-Earn                                  | 38,757,740                      | -              | 38,757,740         | 38,757,740         |                   | 38,757,740         |                  | 1        |
| 9  | Import VAT                                       | 37,468,904                      |                | 37,468,904         | 15,735,953         | 21,732,951        | 37,468,904         | -                | 1        |
| 10   | Mineral Royalty                                  | 112,292,674                     | -              | 112,292,674        | 112,430,452        | (137,778)         | 112,292,674        | (0)              | 1        |
| 11   | Company Income Tax (Inc. Provisional Tax)        | 2,933,841                       |                | 2,933,841          | 2,933,841          |                   | 2,933,841          | (0)              |          |
| 12   | VAT (Net paid)                                   |                                 |                |                    |                    |                   |                    |                  |          |
| 13   | Import/Customs Duty                              | 6,758,288                       |                | 6,758,288          | 5,507,701          | 1,250,587         | 6,758,288          | -                | 1        |
| 14   | Withholding Taxes                                | 3,081,807                       | -              | 3,081,807          | 2,944,029          | 137,778           | 3,081,807          | 0                | 1        |
| 18   | Variable profit Tax                              |                                 |                |                    |                    |                   |                    |                  |          |
| 19   | Advance Income Tax                               | 222,180                         | -              | 222,180            | 222,180            | -                 | 222,180            |                  |          |
| 20   | Export Levy                                      |                                 |                |                    |                    |                   |                    |                  |          |
| 21   | Other taxes (ZRA)                                |                                 | 12,293         | 12,293             | 12,293             |                   | 12,293             | -                | 2        |
| <b>Local Councils</b>  |  | <b>10,853,286</b>               | <b>-</b>       | <b>10,853,286</b>  | <b>10,853,286</b>  | <b>-</b>          | <b>10,853,286</b>  | <b>(0)</b>       |          |
| 23   | Annual Business Fees                             |                                 |                |                    |                    |                   |                    |                  |          |
| 24   | Property Rates                                   | 10,853,286                      |                | 10,853,286         | 10,853,286         |                   | 10,853,286         | (0)              |          |
| <b>Ministry of Lands</b>   |  | <b>1,855,944</b>                | <b>-</b>       | <b>1,855,944</b>   | <b>1,855,944</b>   | <b>-</b>          | <b>1,855,944</b>   | <b>(0)</b>       |          |
| 25   | Ground Rent                                      | 1,855,944                       |                | 1,855,944          | 1,855,944          |                   | 1,855,944          | (0)              |          |
| 28   | Preparation fees                                 |                                 |                |                    |                    |                   |                    |                  |          |
| <b>Ministry of Finance and National Planning</b>                       |  | <b>-</b>                        | <b>-</b>       | <b>-</b>           | <b>-</b>           | <b>-</b>          | <b>-</b>           | <b>-</b>         |          |
| <b>ZCCM- IH</b>  |  | <b>-</b>                        | <b>-</b>       | <b>-</b>           | <b>-</b>           | <b>-</b>          | <b>-</b>           | <b>-</b>         |          |
| 34   | Revenues from ZCCM-IH mining rights transfer     |                                 |                |                    |                    |                   |                    |                  |          |
| <b>Total payments</b>  |  | <b>214,761,588</b>              | <b>281,532</b> | <b>215,043,120</b> | <b>191,654,299</b> | <b>23,388,820</b> | <b>215,043,119</b> | <b>-</b>         | <b>1</b> |
| <b>Social Payments</b>   |  | <b>4,450,955</b>                | <b>-</b>       | <b>4,450,955</b>   | <b>-</b>           | <b>-</b>          | <b>-</b>           | <b>-</b>         |          |
| 35   | Corporate Social Responsibility In kind payments |                                 |                |                    |                    |                   |                    |                  |          |
| 36   | Corporate Social Responsibility cash payments    | 4,450,955                       |                | 4,450,955          |                    |                   |                    |                  |          |
| <b>Commentary</b>  |  | <b>Note #</b>                   |                |                    | <b>Note #</b>      |                   |                    |                  |          |
| Payment missed by govt and now added to govt, confirmed by company     |  |                                 |                |                    | 1                  |                   |                    | 23,388,820       |          |
| Payments missed by company, confirmed by govt and now added to company |  | 2                               |                |                    |                    |                   |                    | 281,532          |          |
| <b>Grand Total</b>   |  | <b>281,532</b>                  |                |                    | <b>23,388,820</b>  |                   |                    |                  |          |

| Company name:  |  | DENISON MINES ZAMBIA LIMITED* |                |                  | Reporting period: |                |                  | 2014             |       |
|--|--|-------------------------------|----------------|------------------|-------------------|----------------|------------------|------------------|-------|
| N°   | Description of Payment                           | Per Company                   |                |                  | Per Government    |                |                  | Final difference | Notes |
|  |  | Original                      | Adjust         | Final            | Original          | Adjust         | Final            |                  |       |
| <b>Ministry of Mines, Energy and Water Development</b>                 |  | <b>474,920</b>                | <b>980</b>     | <b>475,900</b>   | <b>475,900</b>    | <b>-</b>       | <b>475,900</b>   | <b>0</b>         |       |
| 1  | Application Fees                                 |                               | -              | -                |                   | -              | -                | -                |       |
| 2  | Licence Fees                                     |                               | -              | -                |                   | -              | -                | -                |       |
| 3  | Area Charges                                     | 474,920                       |                | 474,920          | 474,920           |                | 474,920          | 0                |       |
| 4  | Valuation Fees                                   |                               | 980            | 980              | 980               |                | 980              | -                | 1     |
| 5  | Annual Operating Permit                          |                               | -              | -                |                   | -              | -                | -                |       |
| 6  | Environmental Protection Fund                    |                               | -              | -                |                   | -              | -                | -                |       |
| 7  | Other fees & charges                             |                               | -              | -                |                   | -              | -                | -                |       |
| <b>Zambian Revenue Authority (ZRA)</b>                                 |  | <b>1,484,431</b>              | <b>394,653</b> | <b>1,879,084</b> | <b>1,626,621</b>  | <b>252,462</b> | <b>1,879,083</b> | <b>(1)</b>       |       |
| 8  | Pay-As-You-Earn                                  | 976,586                       | 355,065        | 1,331,651        | 1,331,651         |                | 1,331,651        | (0)              |       |
| 9  | Import VAT                                       | 85,080                        | 1,356          | 86,436           | 86,436            |                | 86,436           | -                | 1     |
| 10   | Mineral Royalty                                  |                               | -              | -                |                   |                | -                | -                |       |
| 11   | Company Income Tax (Inc. Provisional Tax)        |                               |                | -                |                   |                | -                | -                |       |
| 12   | VAT (Net paid)                                   |                               | 7,512          | 7,512            | 7,512             |                | 7,512            | -                | 1     |
| 13   | Import/Customs Duty                              | 28,070                        |                | 28,070           | 25,598            | 2,472          | 28,070           | 0                | 2     |
| 14   | Withholding Taxes                                | 144,538                       | 30,720         | 175,258          | 175,258           |                | 175,258          | (0)              | 1     |
| 15   | Excise Duty                                      | 380                           |                | 380              |                   | 380            | 380              | (0)              | 2     |
| 21   | Other Taxes                                      | 249,776                       |                | 249,776          | 166               | 249,610        | 249,776          | (0)              | 2     |
| <b>Local Councils</b>  |  | <b>5,404</b>                  | <b>-</b>       | <b>5,404</b>     | <b>5,404</b>      | <b>-</b>       | <b>5,404</b>     | <b>0</b>         |       |
| 23   | Annual Business Fees                             | 5,404                         |                | 5,404            | 5,404             |                | 5,404            | 0                |       |
| 24   | Property Rates                                   |                               |                | -                |                   |                | -                | -                |       |
| <b>Ministry of Lands</b>   |  | <b>-</b>                      | <b>-</b>       | <b>-</b>         | <b>-</b>          | <b>-</b>       | <b>-</b>         | <b>-</b>         |       |
| <b>Ministry of Finance and National Planning</b>                       |  | <b>-</b>                      | <b>-</b>       | <b>-</b>         | <b>-</b>          | <b>-</b>       | <b>-</b>         | <b>-</b>         |       |
| 29   | Dividends from Government Shares                 |                               |                | -                |                   |                | -                | -                |       |
| <b>ZCCM- IH</b>  |  | <b>-</b>                      | <b>-</b>       | <b>-</b>         | <b>-</b>          | <b>-</b>       | <b>-</b>         | <b>-</b>         |       |
| 34   | Revenues from ZCCM-IH mining rights transfer     |                               |                | -                |                   |                | -                | -                |       |
| <b>Total payments</b>  |  | <b>1,964,754</b>              | <b>395,633</b> | <b>2,360,387</b> | <b>2,107,925</b>  | <b>252,462</b> | <b>2,360,387</b> | <b>(0)</b>       |       |
| <b>Social Payments</b>   |  | <b>653,074</b>                | <b>-</b>       | <b>653,074</b>   | <b>-</b>          | <b>-</b>       | <b>-</b>         | <b>-</b>         |       |
| 35   | Corporate Social Responsibility In kind payments | 653,074                       |                | 653,074          |                   |                |                  |                  |       |
| 36   | Corporate Social Responsibility cash payments    |                               |                | -                |                   |                | -                | -                |       |
| <b>Commentary</b>  |  | <b>Note #</b>                 |                |                  | <b>Note #</b>     |                |                  |                  |       |
| Payment missed by govt and now added to govt, confirmed by company     |  |                               |                | -                | 2                 |                | 252,462          |                  |       |
| Payments missed by company, confirmed by govt and now added to company |  | 1                             |                | 395,633          |                   |                |                  |                  |       |
| <b>Grand Total</b>   |  |                               | <b>395,633</b> |                  |                   | <b>252,462</b> |                  |                  |       |

| Company name:  |  | DOLOMITE AGGREGATES LIMITED* |                |                  | Reporting period: |               |                  | 2014             |       |
|--|--|------------------------------|----------------|------------------|-------------------|---------------|------------------|------------------|-------|
| N°   | Description of Payment                           | Per Company                  |                |                  | Per Government    |               |                  | Final difference | Notes |
|  |  | Original                     | Adjust         | Final            | Original          | Adjust        | Final            |                  |       |
| <b>Ministry of Mines, Energy and Water Development</b>                 |  | <b>28,609</b>                | <b>2,040</b>   | <b>30,649</b>    | <b>2,340</b>      | <b>28,309</b> | <b>30,649</b>    | <b>(0)</b>       |       |
| 1  | Application Fees                                 |                              | 1,800          | 1,800            | 1,800             | -             | 1,800            | -                | 1     |
| 2  | Licence Fees                                     |                              | -              | -                |                   | -             | -                | -                |       |
| 3  | Area Charges                                     |                              | -              | -                |                   | -             | -                | -                |       |
| 4  | Valuation Fees                                   |                              | -              | -                |                   | -             | -                | -                |       |
| 5  | Annual Operating Permit                          | 300                          | 240            | 540              | 540               | -             | 540              | -                | 1     |
| 6  | Environmental Protection Fund                    | 28,309                       | -              | 28,309           | -                 | 28,309        | 28,309           | (0)              | 2     |
| 7  | Other fees & charges                             |                              | -              | -                |                   | -             | -                | -                | 1     |
| <b>Zambian Revenue Authority (ZRA)</b>                                 |  | <b>2,320,511</b>             | <b>526,600</b> | <b>2,847,111</b> | <b>2,847,111</b>  | <b>-</b>      | <b>2,847,111</b> | <b>0</b>         |       |
| 8  | Pay-As-You-Earn                                  | 522,008                      | 132,447        | 654,455          | 654,456           |               | 654,456          | 0                |       |
| 9  | Import VAT                                       | 669,999                      |                | 669,999          | 669,999           |               | 669,999          | -                |       |
| 10   | Mineral Royalty                                  | 663,058                      | 118,255        | 781,313          | 781,313           |               | 781,313          | 0                |       |
| 11   | Company Income Tax (Inc. Provisional Tax)        |                              |                |                  |                   |               |                  | -                |       |
| 12   | VAT (Net paid)                                   | 415,045                      | 272,853        | 687,898          | 687,898           |               | 687,898          | (0)              |       |
| 13   | Import/Customs Duty                              |                              |                |                  |                   |               |                  | -                |       |
| 14   | Withholding Taxes                                | 50,400                       | 3,045          | 53,445           | 53,445            |               | 53,445           | -                |       |
| 21   | Other Taxes(ZRA)                                 |                              |                |                  |                   |               |                  | -                |       |
| <b>Local Councils</b>  |  | <b>8,646</b>                 | <b>-</b>       | <b>8,646</b>     | <b>-</b>          | <b>8,646</b>  | <b>8,646</b>     | <b>-</b>         |       |
| 23   | Annual Business Fees                             | 4,500                        | -              | 4,500            | -                 | 4,500         | 4,500            | -                |       |
| 24   | Property Rates                                   | 4,146                        |                | 4,146            |                   | 4,146         | 4,146            | -                |       |
| <b>Ministry of Lands</b>   |  | <b>-</b>                     | <b>21,999</b>  | <b>21,999</b>    | <b>21,999</b>     | <b>-</b>      | <b>21,999</b>    | <b>-</b>         |       |
| 25   | Ground Rent                                      |                              | 13,156         | 13,156           | 13,156            | -             | 13,156           | -                | 1     |
| 26   | Consideration Fees                               |                              | 3,139          | 3,139            | 3,139             | -             | 3,139            | -                | 1     |
| 27   | Registration Fees                                |                              | 3,095          | 3,095            | 3,095             | -             | 3,095            | -                | 1     |
| 28   | Preparation fees                                 |                              | 2,609          | 2,609            | 2,609             | -             | 2,609            | -                | 1     |
| <b>Ministry of Finance and National Planning</b>                       |  | <b>-</b>                     | <b>-</b>       | <b>-</b>         | <b>-</b>          | <b>-</b>      | <b>-</b>         | <b>-</b>         |       |
| <b>ZCCM-IH</b>   |  | <b>-</b>                     | <b>-</b>       | <b>-</b>         | <b>-</b>          | <b>-</b>      | <b>-</b>         | <b>-</b>         |       |
| 34   | Revenues from ZCCM-IH mining rights transfer     |                              |                |                  |                   |               |                  | -                |       |
| <b>Total payments</b>  |  | <b>2,357,766</b>             | <b>550,639</b> | <b>2,908,405</b> | <b>2,871,450</b>  | <b>36,955</b> | <b>2,908,405</b> | <b>0</b>         |       |
| <b>Social Payments</b>   |  | <b>1,100</b>                 | <b>-</b>       | <b>1,100</b>     | <b>-</b>          | <b>-</b>      | <b>-</b>         | <b>-</b>         |       |
| 35   | Corporate Social Responsibility In kind payments | 1,100                        | -              | 1,100            |                   |               |                  |                  |       |
| 36   | Corporate Social Responsibility cash payments    |                              |                |                  |                   |               |                  |                  |       |
| <b>Commentary</b>  |  | <b>Note #</b>                |                |                  | <b>Note #</b>     |               |                  |                  |       |
| Payment missed by govt and now added to govt, confirmed by company     |  |                              |                |                  | 2                 |               |                  | 36,955           |       |
| Payments missed by company, confirmed by govt and now added to company |  | 1                            |                |                  |                   |               |                  | 550,639          |       |
| <b>Grand Total</b>   |  | <b>550,639</b>               |                |                  | <b>36,955</b>     |               |                  |                  |       |

| Company name:  |  | FIRST QUANTUM MINING AND OPERATIONS LTD-BM M S* |                   |                    | Reporting period:  |                   |                    | 2014             |       |
|--|--|---|-------------------|--------------------|--------------------|-------------------|--------------------|------------------|-------|
| N°   | Description of Payment                           | Per Company                                     |                   |                    | Per Government     |                   |                    | Final difference | Notes |
|  |  | Original  | Adjust            | Final              | Original           | Adjust            | Final              |                  |       |
| <b>Ministry of Mines, Energy and Water Development</b>                 |  | <b>413,876</b>                                  | <b>202,087</b>    | <b>615,963</b>     | <b>514,194</b>     | <b>101,769</b>    | <b>615,963</b>     | <b>(0)</b>       |       |
| 1  | Application Fees                                 |   | 4,540             | 4,540              | 4,540              | -                 | 4,540              | -                | 2     |
| 2  | Licence Fees                                     |   | -                 | -                  |                    | -                 | -                  | -                |       |
| 3  | Area Charges                                     | 296,976   | 194,352           | 491,328            | 506,459            | (15,131)          | 491,328            | (0)              | 1     |
| 4  | Valuation Fees                                   |   | 315               | 315                | 315                | -                 | 315                | -                | 2     |
| 5  | Annual Operating Permit                          |   | -                 | -                  |                    | -                 | -                  | -                |       |
| 6  | Environmental Protection Fund                    | 116,900   | -                 | 116,900            | -                  | 116,900           | 116,900            | -                | 1     |
| 7  | Other charges & fees                             | 0   | 2,880             | 2,880              | 2,880              | -                 | 2,880              | -                | 2     |
| <b>Zambian Revenue Authority (ZRA)</b>                                 |  | <b>931,168,772</b>                              | <b>25,582,851</b> | <b>956,751,623</b> | <b>920,765,130</b> | <b>35,986,493</b> | <b>956,751,623</b> | <b>1</b>         |       |
| 8  | Pay-As-You-Earn                                  | 210,970,221                                     | -                 | 210,970,221        | 211,627,135        | (656,914)         | 210,970,221        | (0)              |       |
| 9  | Import VAT                                       | 95,035,765                                      | 12,280,882        | 107,316,647        | 107,316,647        | -                 | 107,316,647        | 0                | 2     |
| 10   | Mineral Royalty                                  |   | -                 | -                  |                    | -                 | -                  | -                |       |
| 11   | Company Income Tax (Inc. Provisional Tax)        | 256,535,462                                     | 9,367,711         | 265,903,173        | 265,903,173        | -                 | 265,903,173        | (0)              | 2     |
| 12   | VAT (Net paid)                                   | 304,104,309                                     | -                 | 304,104,309        | 268,119,704        | 35,984,605        | 304,104,309        | 0                | 1     |
| 13   | Import/Customs Duty                              | 48,104,437                                      | 3,328,122         | 51,432,559         | 51,432,559         | -                 | 51,432,559         | 0                | 2     |
| 14   | Withholding Taxes                                | 16,071,212                                      | 102,471           | 16,173,683         | 15,516,769         | 656,914           | 16,173,683         | (0)              | 2     |
| 15   | Excise Duty                                      | 64,010  | 344               | 64,354             | 64,354             | -                 | 64,354             | -                | 2     |
| 19   | Advance Income Tax                               | 17,618  | -                 | 17,618             | 15,730             | 1,888             | 17,618             | -                |       |
| 20   | Export Levy                                      |   | 438,840           | 438,840            | 438,840            | -                 | 438,840            | -                | 2     |
| 21   | Other Taxes (ZRA)                                | 265,739   | 64,481            | 330,220            | 330,220            | -                 | 330,220            | -                | 2     |
| <b>Local Councils</b>  |  | <b>2,381,251</b>                                | <b>-</b>          | <b>2,381,251</b>   | <b>2,381,251</b>   | <b>-</b>          | <b>2,381,251</b>   | <b>0</b>         |       |
| 23   | Annual Business Fees                             | 24,000  | -                 | 24,000             | 24,000             | -                 | 24,000             | -                |       |
| 24   | Property Rates                                   | 2,357,251                                       | -                 | 2,357,251          | 2,357,251          | -                 | 2,357,251          | 0                |       |
| <b>Ministry of Lands</b>   |  | <b>-</b>  | <b>2,319,728</b>  | <b>2,319,728</b>   | <b>2,319,729</b>   | <b>-</b>          | <b>2,319,729</b>   | <b>1</b>         |       |
| 25   | Ground Rent                                      |   | 29,720            | 29,720             | 29,720             | -                 | 29,720             | -                | 2     |
| 26   | Consideration Fees                               |   | 6,225             | 6,225              | 6,226              | -                 | 6,226              | 1                | 2     |
| 27   | Registration Fees                                |   | 2,283,783         | 2,283,783          | 2,283,783          | -                 | 2,283,783          | -                | 2     |
| <b>Ministry of Finance and National Planning</b>                       |  | <b>-</b>  | <b>-</b>          | <b>-</b>           | <b>-</b>           | <b>-</b>          | <b>-</b>           | <b>-</b>         |       |
| <b>ZCCM- IH</b>  |  | <b>-</b>  | <b>-</b>          | <b>-</b>           | <b>-</b>           | <b>-</b>          | <b>-</b>           | <b>-</b>         |       |
| 33   | Revenues from ZCCM-IH shareholding sale          |   | -                 | -                  |                    | -                 | -                  | -                |       |
| 34   | Revenues from ZCCM-IH mining rights transfer     |   | -                 | -                  |                    | -                 | -                  | -                |       |
| <b>Total payments</b>  |  | <b>933,963,898</b>                              | <b>28,104,666</b> | <b>962,068,565</b> | <b>925,980,304</b> | <b>36,088,262</b> | <b>962,068,566</b> | <b>1</b>         |       |
| <b>Social Payments</b>   |  | <b>81,707</b>                                   | <b>-</b>          | <b>81,707</b>      | <b>-</b>           | <b>-</b>          | <b>-</b>           | <b>-</b>         |       |
| 35   | Corporate Social Responsibility In kind payments | 34,116  | -                 | 34,116             |                    |                   |                    |                  |       |
| 36   | Corporate Social Responsibility cash payments    | 47,591  | -                 | 47,591             |                    |                   |                    |                  |       |
| <b>Commentary</b>  |  | <b>Note #</b>                                   |                   |                    | <b>Note #</b>      |                   |                    |                  |       |
| Payment missed by govt and now added to govt, confirmed by company     |  |   |                   | -                  | 1                  | 36,088,262        |                    |                  |       |
| Payments missed by company, confirmed by govt and now added to company |  | 2   | 28,104,666        |                    |                    |                   |                    |                  |       |
| <b>Grand Total</b>   |  |   | <b>28,104,666</b> |                    |                    | <b>36,088,262</b> |                    |                  |       |



|  |  | Company name: GRIZZLY MINING LIMITED* |                |                  | Reporting period: 2014 |                  |                  |                  |       |
|--|--|---------------------------------------|----------------|------------------|------------------------|------------------|------------------|------------------|-------|
| N°   | Description of Payment                           | Per Company                           |                |                  | Per Government         |                  |                  | Final difference | Notes |
|  |  | Original                              | Adjust         | Final            | Original               | Adjust           | Final            |                  |       |
| <b>Ministry of Mines, Energy and Water Development</b>                 |  | <b>28,558</b>                         | <b>28,918</b>  | <b>57,476</b>    | <b>38,018</b>          | <b>19,458</b>    | <b>57,476</b>    | <b>(0)</b>       |       |
| 1  | Application Fees                                 | 3,525                                 | -              | 3,525            | 2,000                  | 1,525            | 3,525            | -                | 2     |
| 2  | Licence Fees                                     | 17,333                                | -              | 17,333           | 360                    | 16,973           | 17,333           | (0)              | 2     |
| 3  | Area Charges                                     |                                       | 28,918         | 28,918           | 28,918                 |                  | 28,918           | 0                | 1     |
| 4  | Valuation Fees                                   | 7,700                                 | -              | 7,700            | 6,740                  | 960              | 7,700            | -                | 2     |
| 7  | Other fees & charges                             |                                       |                | -                |                        |                  | -                | -                |       |
| <b>Zambian Revenue Authority (ZRA)</b>                                 |  | <b>3,058,579</b>                      | <b>153,228</b> | <b>3,211,807</b> | <b>1,304,590</b>       | <b>1,907,217</b> | <b>3,211,807</b> | <b>0</b>         |       |
| 8  | Pay-As-You-Earn                                  | 1,151,362                             | 110,077        | 1,261,439        | 1,261,439              |                  | 1,261,439        | (0)              |       |
| 9  | Import VAT                                       |                                       | 35,620         | 35,620           | 35,620                 |                  | 35,620           | -                |       |
| 10   | Mineral Royalty                                  | 1,907,217                             | -              | 1,907,217        |                        | 1,907,217        | 1,907,217        | 1                | 2     |
| 11   | Company Income Tax (Inc. Provisional Tax)        |                                       |                | -                |                        |                  | -                | -                |       |
| 12   | VAT (Net paid)                                   |                                       |                | -                |                        |                  | -                | -                |       |
| 13   | Import/Customs Duty                              |                                       | 6,764          | 6,764            | 6,764                  | -                | 6,764            | -                |       |
| 20   | Export Levy                                      |                                       | -              | -                |                        | -                | -                | -                |       |
| 21   | Other Taxes(ZRA)                                 |                                       | 767            | 767              | 767                    |                  | 767              | -                |       |
| <b>Local Councils</b>  |  | <b>159,185</b>                        | <b>-</b>       | <b>159,185</b>   | <b>151,097</b>         | <b>8,088</b>     | <b>159,185</b>   | <b>0</b>         |       |
| 23   | Annual Business Fees                             | 6,840                                 | -              | 6,840            | -                      | 6,840            | 6,840            | -                | 2     |
| 24   | Property Rates                                   | 152,345                               |                | 152,345          | 151,097                | 1,248            | 152,345          | 0                | 2     |
| <b>Ministry of Lands</b>   |  | <b>-</b>                              | <b>7,258</b>   | <b>7,258</b>     | <b>7,258</b>           | <b>-</b>         | <b>7,258</b>     | <b>0</b>         |       |
| 25   | Ground Rent                                      | -                                     | 2,698          | 2,698            | 2,698                  | -                | 2,698            | 0                | 1     |
| 26   | Consideration Fees                               |                                       | 360            | 360              | 360                    | -                | 360              | 0                | 1     |
| 27   | Registration Fees                                |                                       | 200            | 200              | 200                    | -                | 200              | (0)              | 1     |
| 28   | Preparation fees                                 |                                       | 4,000          | 4,000            | 4,000                  | -                | 4,000            | -                | 1     |
| <b>Ministry of Finance and National Planning</b>                       |  | <b>-</b>                              | <b>-</b>       | <b>-</b>         | <b>-</b>               | <b>-</b>         | <b>-</b>         | <b>-</b>         |       |
| <b>ZCCM- IH</b>  |  | <b>-</b>                              | <b>-</b>       | <b>-</b>         | <b>-</b>               | <b>-</b>         | <b>-</b>         | <b>-</b>         |       |
| 34   | Revenues from ZCCM-IH mining rights transfer     |                                       |                | -                |                        |                  | -                | -                |       |
| <b>Total payments</b>  |  | <b>3,246,322</b>                      | <b>189,404</b> | <b>3,435,726</b> | <b>1,500,963</b>       | <b>1,934,763</b> | <b>3,435,726</b> | <b>1</b>         |       |
| <b>Social Payments</b>   |  | <b>41,448</b>                         | <b>-</b>       | <b>41,448</b>    | <b>-</b>               | <b>-</b>         | <b>-</b>         | <b>-</b>         |       |
| 35   | Corporate Social Responsibility In kind payments | 11,448                                | -              | 11,448           |                        |                  |                  |                  |       |
| 36   | Corporate Social Responsibility cash payments    | 30,000                                | -              | 30,000           |                        |                  |                  |                  |       |
| <b>Commentary</b>  |  | <b>Note #</b>                         |                |                  | <b>Note #</b>          |                  |                  |                  |       |
| Payment missed by govt and now added to govt, confirmed by company     |  |                                       |                | -                | 2                      | 1,934,763        |                  |                  |       |
| Payments missed by company, confirmed by govt and now added to company |  | 1                                     | 189,404        |                  |                        |                  |                  |                  |       |
| <b>Grand Total</b>   |  |                                       | <b>189,404</b> |                  |                        | <b>1,934,763</b> |                  |                  |       |

| Company name:  |  | KAGEM MINING LIMITED* |                   |                    | Reporting period:  |                  |                    | 2014             |        |
|--|--|-----------------------|-------------------|--------------------|--------------------|------------------|--------------------|------------------|--------|
| N°   | Description of Payment                           | Per Company           |                   |                    | Per Government     |                  |                    | Final difference | No tes |
|  |  | Original              | Adjust            | Final              | Original           | Adjust           | Final              |                  |        |
| <b>Ministry of Mines, Energy and Water Development</b>                 |  | <b>149,341</b>        | <b>1,030</b>      | <b>150,371</b>     | <b>148,926</b>     | <b>1,445</b>     | <b>150,371</b>     | -                |        |
| 1  | Application Fees                                 |                       | -                 | -                  |                    | -                | -                  | -                |        |
| 2  | Licence Fees                                     |                       | 30                | 30                 | 30                 | -                | 30                 | -                | 3      |
| 3  | Area Charges                                     | 146,796               | -                 | 146,796            | 146,796            | -                | 146,796            | -                |        |
| 4  | Valuation Fees                                   | 1,300                 | -                 | 1,300              | 1,100              | 200              | 1,300              | -                | 2      |
| 5  | Annual Operating Permit                          |                       | 1,000             | 1,000              | 1,000              | -                | 1,000              | -                | 3      |
| 6  | Environmental Protection Fund                    |                       | -                 | -                  | -                  | -                | -                  | -                |        |
| 7  | Other fees & charges                             | 1,245                 | -                 | 1,245              |                    | 1,245            | 1,245              | -                | 2      |
| <b>Zambian Revenue Authority (ZRA)</b>                                 |  | <b>114,628,935</b>    | <b>985,605</b>    | <b>115,614,540</b> | <b>109,167,332</b> | <b>6,447,208</b> | <b>115,614,540</b> | -                |        |
| 8  | Pay-As-You-Earn                                  | 7,182,552             | -                 | 7,182,552          | 6,742,941          | 439,611          | 7,182,552          | -                | 2      |
| 9  | Import VAT                                       |                       | 556,118           | 556,118            | 556,118            | -                | 556,118            | -                | 3      |
| 10   | Mineral Royalty                                  | 52,915,997            | -                 | 52,915,997         | 31,418,997         | 21,497,000       | 52,915,997         | -                | 1      |
| 11   | Company Income Tax (Inc. Provisional Tax)        | 49,400,600            | -                 | 49,400,600         | 64,890,003         | (15,489,403)     | 49,400,600         | -                | 1      |
| 12   | VAT (Net paid)                                   | 5,121,042             | -                 | 5,121,042          | 5,121,042          | -                | 5,121,042          | -                |        |
| 13   | Import/Customs Duty                              |                       | 367,438           | 367,438            | 367,438            | -                | 367,438            | -                | 3      |
| 14   | Withholding Taxes                                | 8,744                 | -                 | 8,744              | 8,744              | -                | 8,744              | -                |        |
| 19   | Advance Income Tax                               |                       | 50,918            | 50,918             | 50,918             | -                | 50,918             | -                |        |
| 20   | Export Levy                                      |                       | -                 | -                  | -                  | -                | -                  | -                |        |
| 21   | Other Taxes(ZRA)                                 |                       | 11,131            | 11,131             | 11,131             | -                | 11,131             | -                |        |
| <b>Local Councils</b>  |  | <b>91,963</b>         | <b>-</b>          | <b>91,963</b>      | <b>49,973</b>      | <b>41,990</b>    | <b>91,963</b>      | -                |        |
| 23   | Annual Business Fees                             |                       | -                 | -                  | -                  | -                | -                  | -                |        |
| 24   | Property Rates                                   | 91,963                | -                 | 91,963             | 49,973             | 41,990           | 91,963             | -                | 2      |
| <b>Ministry of Lands</b>   |  | <b>-</b>              | <b>157</b>        | <b>157</b>         | <b>157</b>         | <b>-</b>         | <b>157</b>         | -                |        |
| 25   | Ground Rent                                      |                       | 157               | 157                | 157                | -                | 157                | -                | 3      |
| <b>Ministry of Finance and National Planning</b>                       |  | <b>-</b>              | <b>12,113,800</b> | <b>12,113,800</b>  | <b>12,113,800</b>  | <b>-</b>         | <b>12,113,800</b>  | -                |        |
| 29   | Dividends from Government Shares                 |                       | 12,113,800        | 12,113,800         | 12,113,800         | -                | 12,113,800         | -                | 3      |
| 30   | Revenues from GRZ shareholding sale              |                       | -                 | -                  | -                  | -                | -                  | -                |        |
| <b>ZCCM-IH</b>   |  | <b>-</b>              | <b>-</b>          | <b>-</b>           | <b>-</b>           | <b>-</b>         | <b>-</b>           | -                |        |
| 34   | Revenues from ZCCM-IH mining rights transfer     |                       | -                 | -                  | -                  | -                | -                  | -                |        |
| <b>Total payments</b>  |  | <b>114,870,239</b>    | <b>13,100,592</b> | <b>127,970,831</b> | <b>121,480,188</b> | <b>6,490,643</b> | <b>127,970,831</b> | -                |        |
| <b>Social Payments</b>   |  | <b>189,620</b>        | <b>-</b>          | <b>189,620</b>     | <b>-</b>           | <b>-</b>         | <b>-</b>           | -                |        |
| 35   | Corporate Social Responsibility In kind payments |                       | -                 | -                  |                    | -                | -                  | -                |        |
| 36   | Corporate Social Responsibility cash payments    | 189,620               | -                 | 189,620            |                    | -                | -                  | -                |        |
| <b>Commentary</b>  |  | <b>Note #</b>         |                   |                    | <b>Note #</b>      |                  |                    |                  |        |
| Amounts wrongly classified and now reclassified                        |  |                       | -                 | -                  | 1                  | 6,007,597        |                    |                  |        |
| Payment missed by govt and now added to govt, confirmed by company     |  |                       | -                 | -                  | 2                  | 483,046          |                    |                  |        |
| Payments missed by company, confirmed by govt and now added to company |  | 3                     | 13,100,592        |                    |                    |                  |                    |                  |        |
| <b>Grand Total</b>   |  |                       | <b>13,100,592</b> |                    |                    | <b>6,490,643</b> |                    |                  |        |

| Company name:  |  | KALULUSHI CLAY BRICKS LIMITED |        |                  | Reporting period: |        |                  | 2014             |       |
|--|--|-------------------------------|--------|------------------|-------------------|--------|------------------|------------------|-------|
| N°   | Description of Payment                           | Per Company                   |        |                  | Per Government    |        |                  | Final difference | Notes |
|  |  | Original                      | Adjust | Final            | Original          | Adjust | Final            |                  |       |
| <b>Ministry of Mines, Energy and Water Development</b>                 |  | <b>53,982</b>                 | -      | <b>53,982</b>    | <b>53,982</b>     | -      | <b>53,982</b>    | -                |       |
| 1  | Application Fees                                 |                               | -      | -                |                   | -      | -                | -                |       |
| 2  | Licence Fees                                     |                               | -      | -                |                   | -      | -                | -                | 1     |
| 3  | Area Charges                                     | 582                           | -      | 582              | 582               | -      | 582              | -                | 1     |
| 4  | Valuation Fees                                   |                               | -      | -                |                   | -      | -                | -                |       |
| 5  | Annual Operating Permit                          | 300                           | -      | 300              | 300               | -      | 300              | -                |       |
| 6  | Environmental Protection Fund                    |                               | -      | -                |                   | -      | -                | -                |       |
| 7  | Other fees & charges                             | 53,100                        | -      | 53,100           | 53,100            | -      | 53,100           | -                | 1     |
| <b>Zambian Revenue Authority (ZRA)</b>                                 |  | <b>4,719,529</b>              | -      | <b>4,719,529</b> | <b>4,719,529</b>  | -      | <b>4,719,529</b> | -                |       |
| 8  | Pay-As-You-Earn                                  | 1,257,732                     | -      | 1,257,732        | 1,257,732         | -      | 1,257,732        | -                | 1     |
| 9  | Import VAT                                       | 868                           | -      | 868              | 868               | -      | 868              | -                | 1     |
| 10   | Mineral Royalty                                  | 49,962                        | -      | 49,962           | 49,962            | -      | 49,962           | -                |       |
| 11   | Company Income Tax (Inc. Provisional Tax)        | 1,142,938                     | -      | 1,142,938        | 1,142,938         | -      | 1,142,938        | -                |       |
| 12   | VAT (Net paid)                                   | 1,921,971                     | -      | 1,921,971        | 1,921,971         | -      | 1,921,971        | -                | 1     |
| 13   | Import/Customs Duty                              | 1,009                         | -      | 1,009            | 1,009             | -      | 1,009            | -                | 1     |
| 14   | Withholding Taxes                                | 345,000                       | -      | 345,000          | 345,000           | -      | 345,000          | -                | 1     |
| 15   | Excise Duty                                      |                               | -      | -                |                   | -      | -                | -                |       |
| 21   | Other taxes (ZRA)                                | 50                            | -      | 50               | 50                | -      | 50               | -                |       |
| <b>Local Councils</b>  |  | -                             | -      | -                | -                 | -      | -                | -                |       |
| <b>Ministry of Lands</b>   |  | -                             | -      | -                | -                 | -      | -                | -                |       |
| <b>Ministry of Finance and National Planning</b>                       |  | -                             | -      | -                | -                 | -      | -                | -                |       |
| 29   | Dividends from Government Shares                 |                               | -      | -                |                   | -      | -                | -                |       |
| 30   | Revenues from GRZ shareholding sale              |                               | -      | -                |                   | -      | -                | -                |       |
| <b>ZCCM- IH</b>  |  | -                             | -      | -                | -                 | -      | -                | -                |       |
| 34   | Revenues from ZCCM-IH mining rights transfer     |                               | -      | -                |                   | -      | -                | -                |       |
| <b>Total payments</b>  |  | <b>4,773,512</b>              | -      | <b>4,773,512</b> | <b>4,773,512</b>  | -      | <b>4,773,512</b> | -                |       |
| <b>Social Payments</b>   |  | -                             | -      | -                | -                 | -      | -                | -                |       |
| 35   | Corporate Social Responsibility In kind payments |                               | -      | -                |                   | -      | -                | -                |       |
| <b>Commentary</b>  |  | <b>Note #</b>                 |        |                  | <b>Note #</b>     |        |                  |                  |       |
| Payment missed by govt and now added to govt, confirmed by company     |  |                               |        |                  |                   |        |                  | -                |       |
| Payments missed by company, confirmed by govt and now added to company |  | 1                             |        |                  |                   |        |                  | -                |       |
| <b>Grand Total</b>   |  |                               |        |                  |                   |        |                  | -                |       |

| Company name:  |  | KALUMBILA MINERALS LIMITED* |                   |                    | Reporting period:  |                |                    | 2014             |       |
|--|--|-----------------------------|-------------------|--------------------|--------------------|----------------|--------------------|------------------|-------|
| N°   | Description of Payment                           | Per Company                 |                   |                    | Per Government     |                |                    | Final difference | Notes |
|  |  | Original                    | Adjust            | Final              | Original           | Adjust         | Final              |                  |       |
| <b>Ministry of Mines, Energy and Water Development</b>                 |  | <b>956,978</b>              | <b>92,767</b>     | <b>1,049,745</b>   | <b>1,048,500</b>   | <b>1,245</b>   | <b>1,049,745</b>   | <b>0</b>         |       |
| 1  | Application Fees                                 |                             | 1,800             | 1,800              | 1,800              | -              | 1,800              | -                |       |
| 2  | Licence Fees                                     |                             | 200               | 200                | 200                | -              | 200                | -                |       |
| 3  | Area Charges                                     | 954,833                     | 88,787            | 1,043,620          | 1,043,620          |                | 1,043,620          | 0                | 1     |
| 4  | Valuation Fees                                   |                             | -                 | -                  |                    | -              | -                  | -                |       |
| 5  | Annual Operating Permit                          | 900                         | 1,980             | 2,880              | 2,880              | -              | 2,880              | -                | 1     |
| 6  | Environmental Protection Fund                    |                             | -                 | -                  |                    | -              | -                  | -                |       |
| 7  | Other fees & charges                             | 1,245                       |                   | 1,245              |                    | 1,245          | 1,245              | -                | 2     |
| <b>Zambian Revenue Authority (ZRA)</b>                                 |  | <b>621,730,431</b>          | <b>45,293,658</b> | <b>667,024,089</b> | <b>666,190,003</b> | <b>834,086</b> | <b>667,024,089</b> | <b>0</b>         |       |
| 8  | Pay- As-You-Earn                                 | 74,732,132                  | -                 | 74,732,132         | 73,898,046         | 834,086        | 74,732,132         | 0                | 2     |
| 9  | Import VAT                                       | 430,203,159                 | 34,193,836        | 464,396,995        | 464,396,995        |                | 464,396,995        | 0                | 1     |
| 10   | Mineral Royalty                                  |                             | -                 | -                  |                    |                | -                  | -                |       |
| 11   | Company Income Tax (Inc. Provisional Tax)        |                             | 320,000           | 320,000            | 320,000            |                | 320,000            | -                | 1     |
| 12   | VAT (Net paid)                                   |                             | 499,961           | 499,961            | 499,961            |                | 499,961            | -                | 1     |
| 13   | Import/Customs Duty                              | 76,694,522                  | 4,399,778         | 81,094,300         | 81,094,300         | -              | 81,094,300         | (0)              | 1     |
| 14   | Withholding Taxes                                | 40,100,618                  | 5,534,737         | 45,635,355         | 45,635,355         |                | 45,635,355         | (0)              | 1     |
| 15   | Excise Duty                                      |                             | 326,330           | 326,330            | 326,330            |                | 326,330            | -                | 1     |
| 19   | Advance Income Tax                               |                             | 7,747             | 7,747              | 7,747              | -              | 7,747              | -                | 1     |
| 20   | Export Levy                                      |                             | 138               | 138                | 138                | -              | 138                | -                | 1     |
| 21   | Other Taxes (ZRA)                                |                             | 11,131            | 11,131             | 11,131             |                | 11,131             | -                |       |
| <b>Local Councils</b>  |  | <b>-</b>                    | <b>-</b>          | <b>-</b>           | <b>-</b>           | <b>-</b>       | <b>-</b>           | <b>-</b>         |       |
| 23   | Annual Business Fees                             |                             | -                 | -                  |                    | -              | -                  | -                |       |
| 24   | Property Rates                                   |                             | -                 | -                  |                    | -              | -                  | -                |       |
| <b>Ministry of Lands</b>   |  | <b>-</b>                    | <b>16,331</b>     | <b>16,331</b>      | <b>16,331</b>      | <b>-</b>       | <b>16,331</b>      | <b>-</b>         |       |
| 25   | Ground Rent                                      |                             | 14,941            | 14,941             | 14,941             | -              | 14,941             | -                | 1     |
| 26   | Consideration Fees                               |                             | 596               | 596                | 596                | -              | 596                | -                | 1     |
| 27   | Registration Fees                                |                             | 704               | 704                | 704                | -              | 704                | -                | 1     |
| 28   | Preparation fees                                 |                             | 90                | 90                 | 90                 | -              | 90                 | -                | 1     |
| <b>Ministry of Finance and National Planning</b>                       |  | <b>-</b>                    | <b>-</b>          | <b>-</b>           | <b>-</b>           | <b>-</b>       | <b>-</b>           | <b>-</b>         |       |
| <b>ZCCM- IH</b>  |  | <b>-</b>                    | <b>-</b>          | <b>-</b>           | <b>-</b>           | <b>-</b>       | <b>-</b>           | <b>-</b>         |       |
| 34   | Revenues from ZCCM-IH mining rights transfer     |                             | -                 | -                  |                    | -              | -                  | -                |       |
| <b>Total payments</b>  |  | <b>622,687,408</b>          | <b>45,402,756</b> | <b>668,090,164</b> | <b>667,254,834</b> | <b>835,331</b> | <b>668,090,165</b> | <b>1</b>         |       |
| <b>Social Payments</b>   |  | <b>84,127,099</b>           | <b>-</b>          | <b>84,127,099</b>  | <b>-</b>           | <b>-</b>       | <b>-</b>           | <b>-</b>         |       |
| 35   | Corporate Social Responsibility In kind payments | 76,311,866                  | -                 | 76,311,866         |                    |                |                    |                  |       |
| 36   | Corporate Social Responsibility cash payments    | 7,815,233                   | -                 | 7,815,233          |                    |                |                    |                  |       |
| <b>Commentary</b>  |  | <b>Note #</b>               |                   |                    | <b>Note #</b>      |                |                    |                  |       |
| Payment missed by govt and now added to govt, confirmed by company     |  |                             |                   | -                  |                    | 2              | 834,086            |                  |       |
| Payments missed by company, confirmed by govt and now added to company |  | 1                           | 45,391,625        |                    |                    |                |                    |                  |       |
| <b>Grand Total</b>   |  |                             | <b>45,391,625</b> |                    |                    | <b>834,086</b> |                    |                  |       |

| Company name:  |  | KANSANSHI MINING PLC* |                    |                      | Reporting period:    |                    |                      | 2014             |       |
|--|--|-----------------------|--------------------|----------------------|----------------------|--------------------|----------------------|------------------|-------|
| N°   | Description of Payment                           | Per Company           |                    |                      | Per Government       |                    |                      | Final difference | Notes |
|  |  | Original              | Adjust             | Final                | Original             | Adjust             | Final                |                  |       |
| <b>Ministry of Mines, Energy and Water Development</b>                 |  | <b>9,113,398</b>      | <b>6,560</b>       | <b>9,119,958</b>     | <b>266,097</b>       | <b>8,853,861</b>   | <b>9,119,958</b>     | <b>0</b>         |       |
| 1  | Application Fees                                 |                       | 4,600              | 4,600                | 4,600                | -                  | 4,600                | -                | 1     |
| 2  | Licence Fees                                     | 814,972               | -                  | 814,972              | 297                  | 814,675            | 814,972              | -                | 2     |
| 3  | Area Charges                                     | 252,140               | -                  | 252,140              | 252,140              | -                  | 252,140              | -                |       |
| 4  | Valuation Fees                                   |                       | 1,960              | 1,960                | 1,960                | -                  | 1,960                | -                | 1     |
| 5  | Annual Operating Permit                          | 3,600                 | -                  | 3,600                | 1,000                | 2,600              | 3,600                | -                | 2     |
| 6  | Environmental Protection Fund                    | 7,900,302             | -                  | 7,900,302            |                      | 7,900,302          | 7,900,302            | -                | 2     |
| 7  | Other fees & charges                             | 142,384               | -                  | 142,384              | 6,100                | 136,284            | 142,384              | 0                | 2     |
| <b>Zambian Revenue Authority (ZRA)</b>                                 |  | <b>2,460,740,969</b>  | <b>41,495,495</b>  | <b>2,502,236,464</b> | <b>2,485,124,999</b> | <b>17,111,464</b>  | <b>2,502,236,464</b> | <b>(0)</b>       |       |
| 8  | Pay- As-You-Earn                                 | 185,010,586           | -                  | 185,010,586          | 205,953,311          | (20,942,725)       | 185,010,586          | (0)              |       |
| 9  | Import VAT                                       | 425,125,194           | -                  | 425,125,194          | 413,290,582          | 11,834,612         | 425,125,194          | -                | 2     |
| 10   | Mineral Royalty                                  | 663,667,561           | -                  | 663,667,561          | 663,667,561          | -                  | 663,667,561          | -                |       |
| 11   | Company Income Tax (Inc. Provisional Tax)        | 838,449,600           | 34,593,350         | 873,042,950          | 873,042,950          | -                  | 873,042,950          | -                | 1     |
| 12   | VAT (Net paid)                                   |                       | 6,266,430          | 6,266,430            | 6,266,430            | -                  | 6,266,430            | -                | 1     |
| 13   | Import/Customs Duty                              | 226,001,657           | -                  | 226,001,657          | 221,051,163          | 4,950,494          | 226,001,657          | -                | 2     |
| 14   | Withholding Taxes                                | 105,581,411           | -                  | 105,581,411          | 84,638,697           | 20,942,715         | 105,581,411          | -                | 2     |
| 15   | Excise Duty                                      | 16,884,346            | -                  | 16,884,346           | 16,557,978           | 326,368            | 16,884,346           | -                | 2     |
| 19   | Advance Income Tax                               |                       | 6,615              | 6,615                | 6,615                | -                  | 6,615                | -                | 1     |
| 20   | Export Levy                                      |                       | 26                 | 26                   | 26                   | -                  | 26                   | -                | 1     |
| 21   | Other taxes (ZRA)                                | 20,613                | 629,074            | 649,687              | 649,687              | -                  | 649,687              | -                |       |
| <b>Local Councils</b>  |  | <b>20,882,741</b>     | <b>- 4,538,534</b> | <b>16,344,208</b>    | <b>16,344,208</b>    | <b>-</b>           | <b>16,344,208</b>    | <b>0</b>         |       |
| 23   | Annual Business Fees                             |                       | -                  | -                    | -                    | -                  | -                    | -                |       |
| 24   | Property Rates                                   | 20,882,741            | (4,538,534)        | 16,344,208           | 16,344,208           | -                  | 16,344,208           | 0                | 3     |
| <b>Ministry of Lands</b>   |  | <b>90,136</b>         | <b>2,983,732</b>   | <b>3,073,868</b>     | <b>3,073,868</b>     | <b>-</b>           | <b>3,073,868</b>     | <b>-</b>         |       |
| 25   | Ground Rent                                      | 90,136                | 860,815            | 950,951              | 950,951              | -                  | 950,951              | -                | 1     |
| 26   | Consideration Fees                               |                       | 2,035,443          | 2,035,443            | 2,035,443            | -                  | 2,035,443            | -                | 1     |
| 27   | Registration Fees                                |                       | 42,090             | 42,090               | 42,090               | -                  | 42,090               | -                | 1     |
| 28   | Preparation fees                                 |                       | 45,384             | 45,384               | 45,384               | -                  | 45,384               | -                | 1     |
| <b>Ministry of Finance and National Planning</b>                       |  | <b>-</b>              | <b>-</b>           | <b>-</b>             | <b>-</b>             | <b>-</b>           | <b>-</b>             | <b>-</b>         |       |
| <b>ZCCM- IH</b>  |  | <b>710,783,760</b>    | <b>-</b>           | <b>710,783,760</b>   | <b>22,902,480</b>    | <b>687,881,280</b> | <b>710,783,760</b>   | <b>-</b>         |       |
| 31   | Dividends from ZCCM-IH Shares                    | 710,783,760           | -                  | 710,783,760          | 22,902,480           | 687,881,280        | 710,783,760          | -                | 2     |
| <b>Total payments</b>  |  | <b>3,201,611,004</b>  | <b>39,947,254</b>  | <b>3,241,558,258</b> | <b>2,527,711,652</b> | <b>713,846,606</b> | <b>3,241,558,258</b> | <b>0</b>         |       |
| <b>Social Payments</b>   |  | <b>29,266,643</b>     | <b>-</b>           | <b>29,266,643</b>    | <b>-</b>             | <b>-</b>           | <b>-</b>             | <b>-</b>         |       |
| 35   | Corporate Social Responsibility In kind payments | 29,266,643            | -                  | 29,266,643           | -                    | -                  | -                    | -                |       |
| <b>Commentary</b>  |  | <b>Note #</b>         |                    |                      | <b>Note #</b>        |                    |                      |                  |       |
| Payment missed by govt and now added to govt, confirmed by company     |  |                       | -                  |                      | 2                    | 713,846,606        |                      |                  |       |
| Payments missed by company, confirmed by govt and now added to company |  | 1                     | 44,485,788         |                      |                      |                    |                      |                  |       |
| Out of scope payments removed from company                             |  | 3                     | (4,538,534)        |                      |                      |                    |                      |                  |       |
| <b>Grand Total</b>   |  |                       | <b>39,947,254</b>  |                      |                      | <b>713,846,606</b> |                      |                  |       |

| Company name:  |  | KONKOLA COPPER MINES PLC* |                    |                    | Reporting period:  |                    |                    | 2014                |       |
|--|--|---------------------------|--------------------|--------------------|--------------------|--------------------|--------------------|---------------------|-------|
| N°   | Description of Payment                           | Per Company               |                    |                    | Per Government     |                    |                    | Final difference    | Notes |
|  |  | Original                  | Adjust             | Final              | Original           | Adjust             | Final              |                     |       |
| <b>Ministry of Mines, Energy and Water Development</b>                         |  | <b>4,000</b>              | <b>9,589</b>       | <b>13,589</b>      | <b>27,054</b>      | <b>-</b>           | <b>27,054</b>      | <b>13,465</b>       |       |
| 1  | Application Fees                                 | -                         | -                  | -                  | -                  | -                  | -                  | -                   |       |
| 2  | Licence Fees                                     | -                         | 6,649              | 6,649              | 6,649              | -                  | 6,649              | (0)                 |       |
| 3  | Area Charges                                     | -                         | -                  | -                  | -                  | -                  | -                  | -                   |       |
| 4  | Valuation Fees                                   | -                         | 2,940              | 2,940              | 2,940              | -                  | 2,940              | -                   |       |
| 5  | Annual Operating Permit                          | 4,000                     | -                  | 4,000              | 4,000              | -                  | 4,000              | -                   |       |
| 6  | Environmental Protection Fund                    | -                         | -                  | -                  | -                  | -                  | -                  | -                   |       |
| 7  | Other fees & charges                             | -                         | -                  | -                  | 13,465             | -                  | 13,465             | 13,465              |       |
| <b>Zambian Revenue Authority (ZRA)</b>   |  | <b>703,305,837</b>        | <b>-</b>           | <b>703,305,837</b> | <b>675,170,127</b> | <b>- 2,677,318</b> | <b>672,492,810</b> | <b>(30,813,027)</b> |       |
| 8  | Pay-As-You-Earn                                  | 242,121,186               | -                  | 242,121,186        | 275,293,227        | (33,172,041)       | 242,121,186        | 0                   | 1     |
| 9  | Import VAT                                       | 103,030,924               | -                  | 103,030,924        | 73,783,221         | -                  | 73,783,221         | (29,247,703)        |       |
| 10   | Mineral Royalty                                  | 276,133,920               | -                  | 276,133,920        | 253,701,643        | 22,432,277         | 276,133,920        | 0                   |       |
| 11   | Company Income Tax (Inc. Provisional Tax)        | 261,839                   | -                  | 261,839            | 22,453,445         | (22,432,277)       | 21,168             | (240,671)           |       |
| 12   | VAT (Net paid)                                   | 8,235,419                 | -                  | 8,235,419          | 8,235,419          | -                  | 8,235,419          | -                   |       |
| 13   | Import/Customs Duty                              | 19,658,671                | -                  | 19,658,671         | 18,016,604         | -                  | 18,016,604         | (1,642,067)         |       |
| 14   | Withholding Taxes                                | 49,594,364                | -                  | 49,594,364         | 19,099,641         | 30,494,723         | 49,594,364         | (0)                 |       |
| 15   | Excise Duty                                      | 4,269,513                 | -                  | 4,269,513          | 4,585,183          | -                  | 4,585,183          | 315,669             |       |
| 21   | Other taxes (ZRA)                                | -                         | -                  | -                  | 1,745              | -                  | 1,745              | 1,745               |       |
| <b>Local Councils</b>  |  | <b>18,309,595</b>         | <b>-</b>           | <b>18,309,595</b>  | <b>19,104,907</b>  | <b>-</b>           | <b>19,104,907</b>  | <b>795,312</b>      |       |
| 23   | Annual Business Fees                             | -                         | -                  | -                  | -                  | -                  | -                  | -                   |       |
| 24   | Property Rates                                   | 18,309,595                | -                  | 18,309,595         | 19,104,907         | -                  | 19,104,907         | 795,312             |       |
| <b>Ministry of Lands</b>   |  | <b>-</b>                  | <b>484,042</b>     | <b>484,042</b>     | <b>484,042</b>     | <b>-</b>           | <b>484,042</b>     | <b>-</b>            |       |
| 25   | Ground Rent                                      | -                         | 423,808            | 423,808            | 423,808            | -                  | 423,808            | -                   |       |
| 26   | Consideration Fees                               | -                         | 31,024             | 31,024             | 31,024             | -                  | 31,024             | -                   |       |
| 27   | Registration Fees                                | -                         | 10,190             | 10,190             | 10,190             | -                  | 10,190             | -                   |       |
| 28   | Preparation fees                                 | -                         | 19,020             | 19,020             | 19,020             | -                  | 19,020             | -                   |       |
| <b>Ministry of Finance and National Planning</b>                               |  | <b>-</b>                  | <b>-</b>           | <b>-</b>           | <b>-</b>           | <b>-</b>           | <b>-</b>           | <b>-</b>            |       |
| 29   | Dividends from Government Shares                 | -                         | -                  | -                  | -                  | -                  | -                  | -                   |       |
| 30   | Revenues from GRZ shareholding sale              | -                         | -                  | -                  | -                  | -                  | -                  | -                   |       |
| <b>ZCCM-IH</b>   |  | <b>16,545,000</b>         | <b>-</b>           | <b>16,545,000</b>  | <b>16,545,000</b>  | <b>-</b>           | <b>16,545,000</b>  | <b>-</b>            |       |
| 31   | Dividends from ZCCM-IH Shares                    | 16,545,000                | -                  | 16,545,000         | 16,545,000         | -                  | 16,545,000         | -                   |       |
| 32   | Price participation fees                         | -                         | -                  | -                  | -                  | -                  | -                  | -                   |       |
| 33   | Revenues from ZCCM-IH shareholding sale          | -                         | -                  | -                  | -                  | -                  | -                  | -                   |       |
| 34   | Revenues from ZCCM-IH mining rights transfer     | -                         | -                  | -                  | -                  | -                  | -                  | -                   |       |
| <b>Total payments</b>  |  | <b>738,164,432</b>        | <b>493,631</b>     | <b>738,658,063</b> | <b>711,331,130</b> | <b>- 2,677,318</b> | <b>708,653,812</b> | <b>(30,004,251)</b> |       |
| <b>Social Payments</b>   |  | <b>8,398,639</b>          | <b>143,423,554</b> | <b>151,822,193</b> |                    |                    |                    |                     |       |
| 35   | Corporate Social Responsibility In kind payments | -                         | -                  | -                  | -                  | -                  | -                  | -                   |       |
| 36   | Corporate Social Responsibility cash payments    | 8,398,639                 | 143,423,554        | 151,822,193        | -                  | -                  | -                  | -                   | 2     |
| <b>Commentary</b>  |  | <b>Note #</b>             |                    |                    | <b>Note #</b>      |                    |                    |                     |       |
| Adjustment made to Social Payments by company and added                        |  | 2                         |                    |                    | 143,423,554        |                    |                    |                     |       |
| Payments reported by error and now removed from govt, missed by Govt now added |  | 1                         |                    |                    | (2,677,318)        |                    |                    |                     |       |
| <b>Grand Total</b>   |  | <b>143,423,554</b>        |                    |                    | <b>-</b>           |                    |                    |                     |       |

| Company name:  |  | LAFARGE CEMENT ZAMBIA PLC* |                   |                    | Reporting period:  |                  |                    | 2014             |       |
|--|--|----------------------------|-------------------|--------------------|--------------------|------------------|--------------------|------------------|-------|
| N°   | Description of Payment                           | Per Company                |                   |                    | Per Government     |                  |                    | Final difference | Notes |
|  |  | Original                   | Adjust            | Final              | Original           | Adjust           | Final              |                  |       |
| <b>Ministry of Mines, Energy and Water Development</b>                 |  | <b>1,664,209</b>           | <b>39,588</b>     | <b>1,703,797</b>   | <b>74,745</b>      | <b>1,629,053</b> | <b>1,703,798</b>   | <b>0</b>         |       |
| 1  | Application Fees                                 |                            | -                 | -                  |                    | -                | -                  | -                |       |
| 2  | Licence Fees                                     | 162                        | 270               | 432                | 432                | -                | 432                | -                | 1     |
| 3  | Area Charges                                     | 31,755                     | 30,958            | 62,713             | 62,713             |                  | 62,713             | -                | 1     |
| 4  | Valuation Fees                                   |                            | -                 | -                  |                    | -                | -                  | -                |       |
| 5  | Annual Operating Permit                          | 3,600                      | -                 | 3,600              | 3,240              | 360              | 3,600              | -                |       |
| 6  | Environmental Protection Fund                    | 1,628,693                  | -                 | 1,628,693          |                    | 1,628,693        | 1,628,693          | 0                |       |
| 7  | Other fees & charges                             |                            | 8,360             | 8,360              | 8,360              | -                | 8,360              | -                | 1     |
| <b>Zambian Revenue Authority (ZRA)</b>                                 |  | <b>351,886,945</b>         | <b>23,937,857</b> | <b>375,824,802</b> | <b>373,970,795</b> | <b>1,854,007</b> | <b>375,824,802</b> | <b>0</b>         |       |
| 8  | Pay-As-You-Earn                                  | 23,010,511                 | 1,547,104         | 24,557,615         | 24,557,615         |                  | 24,557,615         | -                | 1     |
| 9  | Import VAT                                       |                            | 7,840,721         | 7,840,721          | 7,840,721          |                  | 7,840,721          | -                | 1     |
| 10   | Mineral Royalty                                  | 3,961,032                  | -                 | 3,961,032          | 2,107,025          | 1,854,007        | 3,961,032          | 0                |       |
| 11   | Company Income Tax (Inc. Provisional Tax)        | 196,566,407                |                   | 196,566,407        | 196,566,407        |                  | 196,566,407        | (0)              |       |
| 12   | VAT (Net paid)                                   | 95,292,945                 | 11,316,148        | 106,609,093        | 106,609,093        |                  | 106,609,093        | -                | 1     |
| 13   | Import/Customs Duty                              |                            | 3,216,474         | 3,216,474          | 3,216,474          | -                | 3,216,474          | -                | 1     |
| 14   | Withholding Taxes                                | 32,985,132                 | 17,409            | 33,002,541         | 33,002,541         |                  | 33,002,541         | -                | 1     |
| 15   | Excise Duty                                      |                            | -                 | -                  |                    | -                | -                  | -                |       |
| 16   | Property Transfer Tax                            | 70,919                     | -                 | 70,919             | 70,919             | -                | 70,919             | (0)              |       |
| <b>Local Councils</b>  |  | <b>1,241,972</b>           | <b>2,940,959</b>  | <b>4,182,931</b>   | <b>4,182,931</b>   | <b>-</b>         | <b>4,182,931</b>   | <b>-</b>         |       |
| 23   | Annual Business Fees                             |                            | 8,375             | 8,375              | 8,375              | -                | 8,375              | -                | 1     |
| 24   | Property Rates                                   | 1,241,972                  | 2,932,584         | 4,174,556          | 4,174,556          |                  | 4,174,556          | -                | 1     |
| <b>Ministry of Lands</b>   |  | <b>204,415</b>             | <b>22,300</b>     | <b>226,715</b>     | <b>33,441</b>      | <b>193,274</b>   | <b>226,715</b>     | <b>1</b>         |       |
| 25   | Ground Rent                                      | 204,415                    | -                 | 204,415            | 11,141             | 193,274          | 204,415            | 1                |       |
| 26   | Consideration Fees                               |                            | 9,149             | 9,149              | 9,149              | -                | 9,149              | -                | 1     |
| 27   | Registration Fees                                |                            | 4,455             | 4,455              | 4,455              | -                | 4,455              | -                | 1     |
| 28   | Preparation fees                                 |                            | 8,696             | 8,696              | 8,696              | -                | 8,696              | -                | 1     |
| <b>Ministry of Finance and National Planning</b>                       |  | <b>-</b>                   | <b>-</b>          | <b>-</b>           | <b>-</b>           | <b>-</b>         | <b>-</b>           | <b>-</b>         |       |
| <b>ZCCM- IH</b>  |  | <b>-</b>                   | <b>-</b>          | <b>-</b>           | <b>-</b>           | <b>-</b>         | <b>-</b>           | <b>-</b>         |       |
| 34   | Revenues from ZCCM-IH mining rights transfer     |                            | -                 | -                  |                    | -                | -                  | -                |       |
| <b>Total payments</b>  |  | <b>354,997,541</b>         | <b>26,940,704</b> | <b>381,938,245</b> | <b>378,261,912</b> | <b>3,676,334</b> | <b>381,938,246</b> | <b>0</b>         |       |
| <b>Social Payments</b>   |  | <b>1,076,944</b>           | <b>-</b>          | <b>1,076,944</b>   | <b>-</b>           | <b>-</b>         | <b>-</b>           | <b>-</b>         |       |
| 35   | Corporate Social Responsibility In kind payments | 664,968                    | -                 | 664,968            |                    |                  |                    |                  |       |
| 36   | Corporate Social Responsibility cash payments    | 411,976                    | -                 | 411,976            |                    |                  |                    |                  |       |
| <b>Commentary</b>  |  | <b>Note #</b>              |                   |                    | <b>Note #</b>      |                  |                    |                  |       |
| Payment missed by govt and now added to govt, confirmed by company     |  | 2                          |                   |                    | 3,676,334          |                  |                    |                  |       |
| Payments missed by company, confirmed by govt and now added to company |  | 1                          |                   |                    |                    |                  |                    |                  |       |
| <b>Grand Total</b>   |  | <b>26,940,704</b>          |                   |                    | <b>3,676,334</b>   |                  |                    |                  |       |

| Company name:  |  | LIONS GROUP QUARRIES LIMITED* |                  |                   | Reporting period: |          |                  | 2014             |       |
|--|--|-------------------------------|------------------|-------------------|-------------------|----------|------------------|------------------|-------|
| N°   | Description of Payment                           | Per Company                   |                  |                   | Per Government    |          |                  | Final difference | Notes |
|  |  | Original                      | Adjust           | Final             | Original          | Adjust   | Final            |                  |       |
| <b>Ministry of Mines, Energy and Water Development</b>                 |  | -                             | 14               | 14                | 14                | -        | 14               | -                |       |
| 1  | Application Fees                                 |                               | -                | -                 |                   | -        | -                | -                |       |
| 2  | Licence Fees                                     |                               | 14               | 14                | 14                | -        | 14               | -                |       |
| 7  | Other fees & charges                             |                               | -                | -                 |                   | -        | -                | -                |       |
| <b>Zambian Revenue Authority (ZRA)</b>                                 |  | <b>8,776,853</b>              | <b>676,248</b>   | <b>9,453,101</b>  | <b>8,526,779</b>  | <b>-</b> | <b>8,526,779</b> | <b>(926,322)</b> |       |
| 8  | Pay-As-You-Earn                                  | 2,545,708                     | 374,608          | 2,920,316         | 2,920,316         | -        | 2,920,316        | -                | 1     |
| 9  | Import VAT                                       | 190,312                       | 107,334          | 297,646           | 297,646           | -        | 297,646          | -                | 1     |
| 10   | Mineral Royalty                                  | 2,604,666                     | 4,925            | 2,609,591         | 2,609,591         | -        | 2,609,591        | -                | 1     |
| 11   | Company Income Tax (Inc. Provisional Tax)        |                               |                  | -                 |                   |          | -                | -                |       |
| 12   | VAT (Net paid)                                   | 3,406,285                     |                  | 3,406,285         | 2,479,963         |          | 2,479,963        | (926,322)        |       |
| 13   | Import/Customs Duty                              |                               | 183,422          | 183,422           | 183,422           | -        | 183,422          | -                | 1     |
| 14   | Withholding Taxes                                | 29,882                        | 5,959            | 35,841            | 35,841            | -        | 35,841           | -                | 1     |
| 21   | Other taxes (ZRA)                                |                               | -                | -                 |                   | -        | -                | -                |       |
| <b>Local Councils</b>  |  | -                             | <b>850,847</b>   | <b>850,847</b>    | <b>850,847</b>    | <b>-</b> | <b>850,847</b>   | <b>-</b>         |       |
| 23   | Annual Business Fees                             |                               | 850,847          | 850,847           | 850,847           | -        | 850,847          | -                | 1     |
| 24   | Property Rates                                   |                               |                  | -                 |                   |          | -                | -                |       |
| <b>Ministry of Lands</b>   |  | -                             | <b>11,109</b>    | <b>11,109</b>     | <b>11,109</b>     | <b>-</b> | <b>11,109</b>    | <b>-</b>         |       |
| 25   | Ground Rent                                      |                               | 6,275            | 6,275             | 6,275             | -        | 6,275            | -                | 1     |
| 26   | Consideration Fees                               |                               | 289              | 289               | 289               | -        | 289              | -                | 1     |
| 27   | Registration Fees                                |                               | 2,165            | 2,165             | 2,165             | -        | 2,165            | -                | 1     |
| 28   | Preparation fees                                 |                               | 2,380            | 2,380             | 2,380             | -        | 2,380            | -                | 1     |
| <b>Ministry of Finance and National Planning</b>                       |  | -                             | -                | -                 | -                 | -        | -                | -                |       |
| <b>ZCCM- IH</b>  |  | -                             | -                | -                 | -                 | -        | -                | -                |       |
| 34   | Revenues from ZCCM-IH mining rights transfer     |                               |                  | -                 |                   |          | -                | -                |       |
| <b>Total payments</b>  |  | <b>8,776,853</b>              | <b>1,538,219</b> | <b>10,315,072</b> | <b>9,388,749</b>  | <b>-</b> | <b>9,388,749</b> | <b>(926,322)</b> |       |
| <b>Social Payments</b>   |  | -                             | -                | -                 | -                 | -        | -                | -                |       |
| 35   | Corporate Social Responsibility In kind payments |                               |                  | -                 |                   |          | -                | -                |       |
| <b>Commentary</b>  |  | <b>Note #</b>                 |                  |                   | <b>Note #</b>     |          |                  |                  |       |
| Payment missed by govt and now added to govt, confirmed by company     |  |                               |                  |                   |                   |          |                  |                  |       |
| Payments missed by company, confirmed by govt and now added to company |  | 1                             |                  |                   |                   |          |                  |                  |       |
| <b>Grand Total</b>   |  | <b>1,538,219</b>              |                  |                   | <b>-</b>          |          |                  |                  |       |



| Company name:  |  | LUBAMBE COPPER MINE LIMITED* |            |             | Reporting period: |            |             | 2014              |       |
|--|--|------------------------------|------------|-------------|-------------------|------------|-------------|-------------------|-------|
| N°   | Description of Payment                           | Per Company                  |            |             | Per Government    |            |             | Final differences | Notes |
|  |  | Original                     | Adjust     | Final       | Original          | Adjust     | Final       |                   |       |
| <b>Ministry of Mines, Energy and Water Development</b>                 |  | -                            | 237,529    | 237,529     | 237,529           | -          | 237,529     | -                 |       |
| 1  | Application Fees                                 |                              | -          | -           |                   | -          | -           | -                 |       |
| 2  | Licence Fees                                     |                              | 1,131      | 1,131       | 1,131             | -          | 1,131       | -                 | 1     |
| 3  | Area Charges                                     |                              | 229,898    | 229,898     | 229,898           |            | 229,898     | -                 | 1     |
| 4  | Valuation Fees                                   |                              | 350        | 350         | 350               |            | 350         | -                 | 1     |
| 5  | Annual Operating Permit                          |                              | -          | -           |                   | -          | -           | -                 |       |
| 6  | Environmental Protection Fund                    |                              | -          | -           |                   | -          | -           | -                 |       |
| 7  | Other fees & charges                             |                              | 6,150      | 6,150       | 6,150             |            | 6,150       | -                 | 1     |
| <b>Zambian Revenue Authority (ZRA)</b>                                 |  | 197,665,041                  | 31,958,378 | 229,623,419 | 207,747,060       | 21,876,359 | 229,623,419 | -                 |       |
| 8  | Pay- As-You-Earn                                 | 35,319,702                   | 24,597,300 | 59,917,002  | 59,917,002        |            | 59,917,002  | -                 | 1     |
| 9  | Import VAT                                       | 20,217,625                   | 1,899,637  | 22,117,262  | 22,117,262        |            | 22,117,262  | -                 | 1     |
| 10   | Mineral Royalty                                  | 67,247,613                   | -          | 67,247,613  | 66,386,208        | 861,405    | 67,247,613  | -                 | 2     |
| 11   | Company Income Tax (Inc. Provisional Tax)        |                              |            | -           |                   |            | -           | -                 |       |
| 12   | VAT (Net paid)                                   | 34,571,149                   | 2,003,279  | 36,574,428  | 36,574,428        |            | 36,574,428  | -                 | 1     |
| 13   | Import/Customs Duty                              | 5,748,249                    |            | 5,748,249   | 3,162,301         | 2,585,948  | 5,748,249   | -                 | 2     |
| 14   | Withholding Taxes                                | 13,593,700                   | 3,035,760  | 16,629,460  | 16,629,460        |            | 16,629,460  | -                 | 1     |
| 15   | Excise Duty                                      |                              | 379,040    | 379,040     | 379,040           |            | 379,040     | -                 | 1     |
| 20   | Export Levy                                      | 20,967,002                   | -          | 20,967,002  | 2,537,997         | 18,429,005 | 20,967,002  | -                 | 2     |
| 21   | Other taxes (ZRA)                                |                              | 43,362     | 43,362      | 43,362            |            | 43,362      | -                 | 1     |
| <b>Local Councils</b>  |  | -                            | -          | -           | -                 |            | -           | -                 |       |
| <b>Ministry of Lands</b>   |  | -                            | -          | -           | -                 |            | -           | -                 |       |
| <b>Ministry of Finance and National Planning</b>                       |  | -                            | -          | -           | -                 |            | -           | -                 |       |
| 29   | Dividends from Government Shares                 |                              | -          | -           |                   |            | -           | -                 |       |
| 30   | Revenues from GRZ shareholding sale              |                              | -          | -           |                   |            | -           | -                 |       |
| <b>ZCCM - IH</b>   |  | -                            | -          | -           | -                 |            | -           | -                 |       |
| <b>Total payments</b>  |  | 197,665,041                  | 32,195,907 | 229,860,948 | 207,984,589       | 21,876,359 | 229,860,948 | -                 |       |
| <b>Social Payments</b>   |  | 131,580                      | -          | 131,580     | -                 |            | -           | -                 |       |
| 35   | Corporate Social Responsibility In kind payments | 108,237                      | -          | 108,237     |                   |            |             |                   |       |
| 36   | Corporate Social Responsibility cash payments    | 23,344                       | -          | 23,344      |                   |            |             |                   |       |
| <b>Commentary</b>  |  | <b>Note #</b>                |            |             | <b>Note #</b>     |            |             |                   |       |
| Payment missed by govt and now added to govt, confirmed by company     |  |                              |            |             | 2                 |            |             | 21,876,359        |       |
| Payments missed by company, confirmed by govt and now added to company |  | 1                            |            |             |                   |            |             |                   |       |
| <b>Grand Total</b>   |  | <b>32,195,907</b>            |            |             | <b>21,876,359</b> |            |             |                   |       |

| Company name:  |  | LUMWANA MINING COMPANY LIMITED* |                  |                    | Reporting period:  |                   |                    | 2014               |        |
|--|--|---------------------------------|------------------|--------------------|--------------------|-------------------|--------------------|--------------------|--------|
| N°   | Description of Payment                           | Per Company                     |                  |                    | Per Government     |                   |                    | Final difference   | No tes |
|  |  | Original                        | Adjust           | Final              | Original           | Adjust            | Final              |                    |        |
| <b>Ministry of Mines, Energy and Water Development</b>                 |  | <b>4,488,328</b>                | <b>7,476</b>     | <b>4,495,804</b>   | <b>2,169,208</b>   | <b>2,325,996</b>  | <b>4,495,204</b>   | <b>(600)</b>       |        |
| 1  | Application Fees                                 | -                               | -                | -                  | -                  | -                 | -                  | -                  |        |
| 2  | Licence Fees                                     | -                               | 131              | 131                | 131                | -                 | 131                | -                  | 2      |
| 3  | Area Charges                                     | 2,158,332                       | -                | 2,158,332          | 2,156,332          | 2,000             | 2,158,332          | -                  | 1      |
| 4  | Valuation Fees                                   | -                               | 5,845            | 5,845              | 5,845              | -                 | 5,845              | -                  | 2      |
| 5  | Annual Operating Permit                          | 6,000                           | -                | 6,000              | 5,400              | -                 | 5,400              | (600)              |        |
| 6  | Environmental Protection Fund                    | 2,323,996                       | -                | 2,323,996          | -                  | 2,323,996         | 2,323,996          | -                  | 1      |
| 7  | Other fees and Charges                           | -                               | 1,500            | 1,500              | 1,500              | -                 | 1,500              | -                  | 2      |
| <b>Zambian Revenue Authority (ZRA)</b>                                 |  | <b>710,861,954</b>              | <b>3,584,754</b> | <b>714,446,708</b> | <b>692,043,496</b> | <b>19,441,504</b> | <b>711,485,000</b> | <b>(2,961,708)</b> |        |
| 8  | Pay-As-You-Earn                                  | 168,767,951                     | -                | 168,767,951        | 149,326,447        | 19,441,504        | 168,767,951        | -                  | 1      |
| 9  | Import VAT                                       | 72,931,920                      | 1,293,857        | 74,225,777         | 74,225,777         | -                 | 74,225,777         | -                  | 2      |
| 10   | Mineral Royalty                                  | 231,943,658                     | -                | 231,943,658        | 231,943,658        | -                 | 231,943,658        | -                  |        |
| 11   | Company Income Tax (Inc. Provisional Tax)        | 51,876                          | -                | 51,876             | 51,876             | -                 | 51,876             | -                  |        |
| 12   | VAT (Net paid)                                   | 183,705,684                     | 2,289,931        | 185,995,615        | 185,995,615        | -                 | 185,995,615        | -                  | 2      |
| 13   | Import/Customs Duty                              | 44,987,647                      | -                | 44,987,647         | 44,819,189         | -                 | 44,819,189         | (168,458)          |        |
| 14   | Withholding Taxes                                | 5,559,697                       | -                | 5,559,697          | 5,559,697          | -                 | 5,559,697          | -                  |        |
| 15   | Excise Duty                                      | 119,985                         | -                | 119,985            | 304                | -                 | 304                | (119,681)          |        |
| 20   | Export Levy                                      | -                               | 966              | 966                | 966                | -                 | 966                | -                  | 2      |
| 21   | Other taxes (ZRA)                                | 2,793,536                       | -                | 2,793,536          | 119,967            | -                 | 119,967            | (2,673,569)        |        |
| <b>Local Councils</b>  |  | <b>5,983,630</b>                | <b>-</b>         | <b>5,983,630</b>   | <b>5,524,500</b>   | <b>-</b>          | <b>5,524,500</b>   | <b>(459,130)</b>   |        |
| 23   | Annual Business Fees                             | -                               | -                | -                  | -                  | -                 | -                  | -                  |        |
| 24   | Property Rates                                   | 5,983,630                       | -                | 5,983,630          | 5,524,500          | -                 | 5,524,500          | (459,130)          |        |
| <b>Ministry of Lands</b>   |  | <b>-</b>                        | <b>699</b>       | <b>699</b>         | <b>699</b>         | <b>-</b>          | <b>699</b>         | <b>-</b>           |        |
| 25   | Ground Rent                                      | -                               | 699              | 699                | 699                | -                 | 699                | -                  | 2      |
| <b>Ministry of Finance and National Planning</b>                       |  | <b>-</b>                        | <b>-</b>         | <b>-</b>           | <b>-</b>           | <b>-</b>          | <b>-</b>           | <b>-</b>           |        |
| <b>ZCCM- IH</b>  |  | <b>-</b>                        | <b>-</b>         | <b>-</b>           | <b>-</b>           | <b>-</b>          | <b>-</b>           | <b>-</b>           |        |
| 34   | Revenues from ZCCM-IH mining rights transfer     | -                               | -                | -                  | -                  | -                 | -                  | -                  |        |
| <b>Total payments</b>  |  | <b>721,333,912</b>              | <b>3,592,929</b> | <b>724,926,841</b> | <b>699,737,903</b> | <b>21,767,500</b> | <b>721,505,403</b> | <b>(3,421,438)</b> |        |
| <b>Social Payments</b>   |  | <b>2,729,904</b>                | <b>-</b>         | <b>2,729,904</b>   | <b>-</b>           | <b>-</b>          | <b>-</b>           | <b>-</b>           |        |
| 35   | Corporate Social Responsibility In kind payments | 2,714,497                       | -                | 2,714,497          | -                  | -                 | -                  | -                  |        |
| 36   | Corporate Social Responsibility cash payments    | 15,407                          | -                | 15,407             | -                  | -                 | -                  | -                  |        |
| <b>Commentary</b>  |  | <b>Note #</b>                   |                  |                    | <b>Note #</b>      |                   |                    |                    |        |
| Payment missed by govt and now added to govt, confirmed by company     |  | -                               |                  |                    | 1                  |                   |                    | 21,767,500         |        |
| Payments missed by company, confirmed by govt and now added to company |  | 2                               |                  |                    | -                  |                   |                    | 1,302,998          |        |
| <b>Grand Total</b>   |  | <b>1,302,998</b>                |                  |                    | <b>21,767,500</b>  |                   |                    |                    |        |

| Company name:  |  | MAAMBA COLLIERIES LIMITED* |                |                   | Reporting period: |                |                   | 2014             |       |
|--|--|----------------------------|----------------|-------------------|-------------------|----------------|-------------------|------------------|-------|
| N°   | Description of Payment                           | Per Company                |                |                   | Per Government    |                |                   | Final difference | Notes |
|  |  | Original                   | Adjust         | Final             | Original          | Adjust         | Final             |                  |       |
| <b>Ministry of Mines, Energy and Water Development</b>                 |  | <b>762,918</b>             | <b>4,550</b>   | <b>767,468</b>    | <b>5,838</b>      | <b>761,630</b> | <b>767,468</b>    | <b>0</b>         |       |
| 1  | Application Fees                                 |                            | -              | -                 | -                 | -              | -                 | -                |       |
| 2  | Licence Fees                                     | 64,561                     | -              | 64,561            | 298               | 64,263         | 64,561            | -                | 1     |
| 3  | Area Charges                                     |                            | -              | -                 | -                 | -              | -                 | -                |       |
| 4  | Valuation Fees                                   |                            | 4,550          | 4,550             | 4,550             | -              | 4,550             | -                | 2     |
| 5  | Annual Operating Permit                          | 61,950                     | -              | 61,950            | 990               | 60,960         | 61,950            | -                | 1     |
| 6  | Environmental Protection Fund                    |                            | -              | -                 | -                 | -              | -                 | -                |       |
| 7  | Other fees & charges-ERB                         | 636,407                    | -              | 636,407           | -                 | 636,407        | 636,407           | 0                | 1     |
| <b>Zambian Revenue Authority (ZRA)</b>                                 |  | <b>40,857,087</b>          | <b>150,757</b> | <b>41,007,844</b> | <b>41,007,843</b> | <b>-</b>       | <b>41,007,843</b> | <b>(1)</b>       |       |
| 8  | Pay-As-You-Earn                                  | 4,358,844                  | 806            | 4,359,650         | 4,359,650         | -              | 4,359,650         | (0)              | 2     |
| 9  | Import VAT                                       | 1,086,862                  | 1,661,617      | 2,748,479         | 2,748,479         | -              | 2,748,479         | (0)              | 2     |
| 10   | Mineral Royalty                                  | 5,454,913                  | -              | 5,454,913         | 5,454,913         | -              | 5,454,913         | (0)              |       |
| 11   | Company Income Tax (Inc. Provisional Tax)        | 130,423                    | -              | 130,423           | 130,423           | -              | 130,423           | -                |       |
| 12   | VAT (Net paid)                                   | 1,084,810                  | 549,873        | 1,634,683         | 1,634,683         | -              | 1,634,683         | -                | 2     |
| 13   | Import/Customs Duty                              | 4,347,449                  | (2,145,929)    | 2,201,520         | 2,201,520         | -              | 2,201,520         | (0)              | 3     |
| 14   | Withholding Taxes                                | 24,393,785                 | -              | 24,393,785        | 24,393,785        | -              | 24,393,785        | 0                |       |
| 21   | Other taxeds (ZRA)                               |                            | 84,390         | 84,390            | 84,390            | -              | 84,390            | -                | 2     |
| <b>Local Councils</b>  |  | <b>38,454</b>              | <b>-</b>       | <b>38,454</b>     | <b>-</b>          | <b>38,454</b>  | <b>38,454</b>     | <b>-</b>         |       |
| 23   | Annual Business Fees                             | 24,500                     | -              | 24,500            | -                 | 24,500         | 24,500            | -                | 1     |
| 24   | Property Rates                                   | 13,954                     | -              | 13,954            | -                 | 13,954         | 13,954            | -                | 1     |
| <b>Ministry of Lands</b>   |  | <b>11,301</b>              | <b>448,202</b> | <b>459,503</b>    | <b>459,503</b>    | <b>-</b>       | <b>459,503</b>    | <b>-</b>         |       |
| 25   | Ground Rent                                      | 11,301                     | 41,418         | 52,719            | 52,719            | -              | 52,719            | -                | 2     |
| 26   | Consideration Fees                               |                            | 399,843        | 399,843           | 399,843           | -              | 399,843           | -                | 2     |
| 27   | Registration Fees                                |                            | 2,177          | 2,177             | 2,177             | -              | 2,177             | -                | 2     |
| 28   | Preparation fees                                 |                            | 4,764          | 4,764             | 4,764             | -              | 4,764             | -                | 2     |
| <b>Ministry of Finance and National Planning</b>                       |  | <b>-</b>                   | <b>-</b>       | <b>-</b>          | <b>-</b>          | <b>-</b>       | <b>-</b>          | <b>-</b>         |       |
| <b>ZCCM- IH</b>  |  | <b>-</b>                   | <b>-</b>       | <b>-</b>          | <b>-</b>          | <b>-</b>       | <b>-</b>          | <b>-</b>         |       |
| <b>Total payments</b>  |  | <b>41,669,760</b>          | <b>603,509</b> | <b>42,273,269</b> | <b>41,473,184</b> | <b>800,084</b> | <b>42,273,268</b> | <b>(1)</b>       |       |
| <b>Social Payments</b>   |  | <b>-</b>                   | <b>-</b>       | <b>-</b>          | <b>-</b>          | <b>-</b>       | <b>-</b>          | <b>-</b>         |       |
| 35   | Corporate Social Responsibility In kind payments |                            | -              | -                 | -                 | -              | -                 | -                |       |
| <b>Commentary</b>  |  | <b>Note #</b>              |                |                   | <b>Note #</b>     |                |                   |                  |       |
| Payment missed by govt and now added to govt, confirmed by company     |  |                            | -              |                   | 1                 | 800,084        |                   |                  |       |
| Payments missed by company, confirmed by govt and now added to company |  | 2                          | 2,749,438      |                   |                   |                |                   |                  |       |
| Errors on company report now corrected                                 |  | 3                          | (2,145,929)    |                   |                   |                |                   |                  |       |
| <b>Grand Total</b>   |  |                            | <b>603,509</b> |                   |                   | <b>800,084</b> |                   |                  |       |

|  |  | Company name: METALCO INDUSTRIES LTD |        |                  | Reporting period: 2014 |              |                  |                  |          |
|--|--|--------------------------------------|--------|------------------|------------------------|--------------|------------------|------------------|----------|
| N°   | Description of Payment                           | Per Company                          |        |                  | Per Government         |              |                  | Final difference | Notes    |
|  |  | Original                             | Adjust | Final            | Original               | Adjust       | Final            |                  |          |
| <b>Ministry of Mines, Energy and Water Development</b>                 |  | <b>235,390</b>                       | -      | <b>235,390</b>   | <b>235,390</b>         | -            | <b>235,390</b>   | -                |          |
| 1  | Application Fees                                 | 1,800                                | -      | 1,800            | 1,800                  | -            | 1,800            | -                |          |
| 2  | Licence Fees                                     |                                      | -      | -                |                        | -            | -                | -                |          |
| 3  | Area Charges                                     | 233,590                              | -      | 233,590          | 233,590                | -            | 233,590          | -                |          |
| 4  | Valuation Fees                                   |                                      | -      | -                |                        | -            | -                | -                |          |
| 5  | Annual Operating Permit                          |                                      | -      | -                |                        | -            | -                | -                |          |
| 6  | Environmental Protection Fund                    |                                      | -      | -                |                        | -            | -                | -                |          |
| 7  | Other fees & charges                             |                                      | -      | -                |                        | -            | -                | -                |          |
| <b>Zambian Revenue Authority (ZRA)</b>                                 |  | <b>1,799,502</b>                     | -      | <b>1,799,502</b> | <b>1,799,502</b>       | -            | <b>1,799,502</b> | -                |          |
| 8  | Pay-As-You-Earn                                  | 451,350                              | -      | 451,350          | 451,350                | -            | 451,350          | -                |          |
| 9  | Import VAT                                       | 402,419                              | -      | 402,419          | 402,419                | -            | 402,419          | -                |          |
| 10   | Mineral Royalty                                  |                                      | -      | -                |                        | -            | -                | -                |          |
| 11   | Company Income Tax (Inc. Provisional Tax)        |                                      | -      | -                |                        | -            | -                | -                |          |
| 12   | VAT (Net paid)                                   | 839,507                              | -      | 839,507          | 839,507                | -            | 839,507          | -                |          |
| 13   | Import/Customs Duty                              | 89,227                               | -      | 89,227           | 89,227                 | -            | 89,227           | -                |          |
| 14   | Withholding Taxes                                | 10,059                               | -      | 10,059           | 10,059                 | -            | 10,059           | -                |          |
| 21   | Other taxes (ZRA)                                | 6,940                                | -      | 6,940            | 6,940                  | -            | 6,940            | -                |          |
| <b>Local Councils</b>  |  | <b>3,200</b>                         | -      | <b>3,200</b>     | -                      | <b>3,200</b> | <b>3,200</b>     | <b>(0)</b>       |          |
| 23   | Annual Business Fees                             | 3,200                                | -      | 3,200            | -                      | 3,200        | 3,200            | (0)              | 1        |
| 24   | Property Rates                                   |                                      | -      | -                |                        | -            | -                | -                |          |
| <b>Ministry of Lands</b>   |  | -                                    | -      | -                | -                      | -            | -                | -                |          |
| <b>Ministry of Finance and National Planning</b>                       |  | -                                    | -      | -                | -                      | -            | -                | -                |          |
| 29   | Dividends from Government Shares                 |                                      | -      | -                |                        | -            | -                | -                |          |
| 30   | Revenues from GRZ shareholding sale              |                                      | -      | -                |                        | -            | -                | -                |          |
| <b>ZCCM-IH</b>   |  | -                                    | -      | -                | -                      | -            | -                | -                |          |
| 34   | Revenues from ZCCM-IH mining rights transfer     |                                      | -      | -                |                        | -            | -                | -                |          |
| <b>Total payments</b>  |  | <b>2,038,092</b>                     | -      | <b>2,038,092</b> | <b>2,034,892</b>       | <b>3,200</b> | <b>2,038,092</b> | -                | <b>0</b> |
| <b>Social Payments</b>   |  | <b>245,000</b>                       | -      | <b>245,000</b>   | -                      | -            | -                | -                |          |
| 35   | Corporate Social Responsibility In kind payments | 150,000                              | -      | 150,000          |                        |              |                  |                  |          |
| 36   | Corporate Social Responsibility cash payments    | 95,000                               | -      | 95,000           |                        |              |                  |                  |          |
| <b>Commentary</b>  |  | <b>Note #</b>                        |        |                  | <b>Note #</b>          |              |                  |                  |          |
| Payment missed by govt and now added to govt, confirmed by company     |  | 1                                    |        |                  | 3,200                  |              |                  |                  |          |
| Payments missed by company, confirmed by govt and now added to company |  |                                      |        |                  |                        |              |                  |                  |          |
| <b>Grand Total</b>   |  |                                      |        |                  | <b>3,200</b>           |              |                  |                  |          |

| Company name:  |  | MMG (ZAMBIA) EXPLORATION LIMITED |        |                  | Reporting period: |        |                  | 2014             |
|--|--|----------------------------------|--------|------------------|-------------------|--------|------------------|------------------|
| N°   | Description of Payment                           | Per Company                      |        |                  | Per Government    |        |                  | Final difference |
|  |  | Original                         | Adjust | Final            | Original          | Adjust | Final            |                  |
| <b>Ministry of Mines, Energy and Water Development</b>             |  | <b>56,845</b>                    | -      | <b>56,845</b>    | <b>22,255</b>     | -      | <b>22,255</b>    | <b>(34,590)</b>  |
| 1  | Application Fees                                 | 2,000                            | -      | 2,000            | 2,000             | -      | 2,000            | -                |
| 2  | Licence Fees                                     | 32,220                           | -      | 32,220           | -                 | -      | -                | (32,220)         |
| 3  | Area Charges                                     | 19,240                           | -      | 19,240           | 19,240            | -      | 19,240           | (0)              |
| 4  | Valuation Fees                                   | 1,330                            | -      | 1,330            | 1,015             | -      | 1,015            | (315)            |
| 5  | Annual Operating Permit                          | -                                | -      | -                | -                 | -      | -                | -                |
| 6  | Environmental Protection Fund                    | -                                | -      | -                | -                 | -      | -                | -                |
| 7  | Other fees and charges                           | 2,055 0                          | -      | 2,055 0          | 0                 | 0      | 0                | (2,055)          |
| <b>Zambian Revenue Authority (ZRA)</b>                             |  | <b>1,455,625</b>                 | -      | <b>1,455,625</b> | <b>1,455,626</b>  | -      | <b>1,455,626</b> | <b>1</b>         |
| 8  | Pay-As-You-Earn                                  | 1,321,675                        | -      | 1,321,675        | 1,321,675         | -      | 1,321,675        | 0                |
| 9  | Import VAT                                       | 88,809                           | -      | 88,809           | 88,809            | -      | 88,809           | -                |
| 10   | Mineral Royalty                                  | -                                | -      | -                | -                 | -      | -                | -                |
| 11   | Company Income Tax (Inc. Provisional Tax)        | -                                | -      | -                | -                 | -      | -                | -                |
| 12   | VAT (Net paid)                                   | -                                | -      | -                | -                 | -      | -                | -                |
| 13   | Import/Customs Duty                              | 1,851                            | -      | 1,851            | 1,851             | -      | 1,851            | -                |
| 14   | Withholding Taxes                                | 42,992                           | -      | 42,992           | 42,992            | -      | 42,992           | 0                |
| 15   | Excise Duty                                      | -                                | -      | -                | -                 | -      | -                | -                |
| 21   | Other taxes                                      | 299                              | -      | 299              | 299 0             | -      | 299              | -                |
| <b>Local Councils</b>  |  | -                                | -      | -                | -                 | -      | -                | -                |
| 23   | Annual Business Fees                             | -                                | -      | -                | -                 | -      | -                | -                |
| 24   | Property Rates                                   | -                                | -      | -                | -                 | -      | -                | -                |
| <b>Ministry of Lands</b>   |  | -                                | -      | -                | -                 | -      | -                | -                |
| 25   | Ground Rent                                      | -                                | -      | -                | -                 | -      | -                | -                |
| 26   | Consideration Fees                               | -                                | -      | -                | -                 | -      | -                | -                |
| 27   | Registration Fees                                | -                                | -      | -                | -                 | -      | -                | -                |
| 28   | Preparation fees                                 | -                                | -      | -                | -                 | -      | -                | -                |
| <b>Ministry of Finance and National Planning</b>                   |  | -                                | -      | -                | -                 | -      | -                | -                |
| 29   | Dividends from Government Shares                 | -                                | -      | -                | -                 | -      | -                | -                |
| 30   | Revenues from GRZ shareholding sale              | -                                | -      | -                | -                 | -      | -                | -                |
| <b>ZCCM- IH</b>  |  | -                                | -      | -                | -                 | -      | -                | -                |
| 31   | Dividends from ZCCM-IH Shares                    | -                                | -      | -                | -                 | -      | -                | -                |
| 32   | Price participation fees                         | -                                | -      | -                | -                 | -      | -                | -                |
| 33   | Revenues from ZCCM-IH shareholding sale          | -                                | -      | -                | -                 | -      | -                | -                |
| 34   | Revenues from ZCCM-IH mining rights transfer     | -                                | -      | -                | -                 | -      | -                | -                |
| <b>Total payments</b>  |  | <b>1,512,471</b>                 | -      | <b>1,512,471</b> | <b>1,477,881</b>  | -      | <b>1,477,881</b> | <b>(34,590)</b>  |
| <b>Social Payments</b>   |  | <b>7,900</b>                     | -      | <b>7,900</b>     | -                 | -      | -                | -                |
| 35   | Corporate Social Responsibility In kind payments | -                                | -      | -                | -                 | -      | -                | -                |
| 36   | Corporate Social Responsibility cash payments    | 7,900                            | -      | 7,900            | -                 | -      | -                | -                |
| <b>Commentary</b>  |  | <b>Note #</b>                    |        |                  | <b>Note #</b>     |        |                  |                  |
| Payment missed by govt and now added to govt, confirmed by company |  |                                  |        |                  | 2                 |        |                  | -                |
| Payments missed by company, confirmed by govt and now added to     |  | 1                                |        |                  |                   |        |                  | -                |
| <b>Grand Total</b>   |  |                                  |        |                  |                   |        |                  | -                |

| Company name:  |  | MOPANI COPPER MINES PLC* |                  |                    | Reporting period:  |                    |                    | 2014              |       |
|--|--|--------------------------|------------------|--------------------|--------------------|--------------------|--------------------|-------------------|-------|
| N°   | Description of Payment                           | Per Company              |                  |                    | Per Government     |                    |                    | Final differences | Notes |
|  |  | Original                 | Adjust           | Final              | Original           | Adjust             | Final              |                   |       |
| <b>Ministry of Mines, Energy and Water Development</b>                 |  | <b>6,503,139</b>         | <b>8,572</b>     | <b>6,511,711</b>   | <b>32,191</b>      | <b>6,479,520</b>   | <b>6,511,711</b>   | <b>-</b>          |       |
| 1  | Application Fees                                 | -                        | -                | -                  | -                  | -                  | -                  | -                 |       |
| 2  | Licence Fees                                     | 685,609                  | -                | 685,609            | 6,294              | 679,315            | 685,609            | -                 | 2     |
| 3  | Area Charges                                     | -                        | 3,662            | 3,662              | 3,662              | -                  | 3,662              | -                 | 1     |
| 4  | Valuation Fees                                   | -                        | -                | -                  | -                  | -                  | -                  | -                 |       |
| 5  | Annual Operating Permit                          | 1,800                    | -                | 1,800              | 1,800              | -                  | 1,800              | -                 |       |
| 6  | Environmental Protection Fund                    | 5,800,205                | -                | 5,800,205          | -                  | 5,800,205          | 5,800,205          | -                 | 2     |
| 7  | Other fees & charges                             | 15,525                   | 4,910            | 20,435             | 20,435             | -                  | 20,435             | -                 | 1     |
| <b>Zambian Revenue Authority (ZRA)</b>                                 |  | <b>978,919,753</b>       | <b>635,949</b>   | <b>979,555,702</b> | <b>816,318,924</b> | <b>163,236,779</b> | <b>979,555,702</b> | <b>0</b>          |       |
| 8  | Pay-As-You-Earn                                  | 282,519,974              | -                | 282,519,974        | 207,568,147        | 74,951,828         | 282,519,975        | 0                 | 2     |
| 9  | Import VAT                                       | 308,145,142              | -                | 308,145,142        | 223,948,023        | 84,197,119         | 308,145,142        | -                 | 2     |
| 10   | Mineral Royalty                                  | 275,850,429              | -                | 275,850,429        | 275,850,429        | -                  | 275,850,429        | -                 |       |
| 11   | Company Income Tax (Inc. Provisional Tax)        | 19,468,824               | -                | 19,468,824         | 19,468,824         | -                  | 19,468,824         | -                 |       |
| 12   | VAT (Net paid)                                   | -                        | 309,619          | 309,619            | 309,619            | -                  | 309,619            | -                 | 1     |
| 13   | Import/Customs Duty                              | 61,477,025               | -                | 61,477,025         | 59,144,101         | 2,332,924          | 61,477,025         | -                 | 2     |
| 14   | Withholding Taxes                                | 31,458,360               | 241,768          | 31,700,128         | 29,945,219         | 1,754,908          | 31,700,128         | -                 | 2 ar  |
| 15   | Excise Duty                                      | -                        | 64,987           | 64,987             | 64,987             | -                  | 64,987             | -                 | 1     |
| 21   | Other taxes (ZRA)                                | -                        | 19,575           | 19,575             | 19,575             | -                  | 19,575             | -                 | 1     |
| <b>Local Councils</b>  |  | <b>10,089,189</b>        | <b>375,307</b>   | <b>10,464,496</b>  | <b>10,464,496</b>  | <b>-</b>           | <b>10,464,496</b>  | <b>-</b>          |       |
| 23   | Annual Business Fees                             | -                        | 8,640            | 8,640              | 8,640              | -                  | 8,640              | -                 | 1     |
| 24   | Property Rates                                   | 10,089,189               | 366,667          | 10,455,856         | 10,455,856         | -                  | 10,455,856         | -                 | 1     |
| <b>Ministry of Lands</b>   |  | <b>14,408</b>            | <b>7,045</b>     | <b>21,453</b>      | <b>21,453</b>      | <b>-</b>           | <b>21,453</b>      | <b>-</b>          |       |
| 25   | Ground Rent                                      | 14,408                   | 7,045            | 21,453             | 21,453             | -                  | 21,453             | -                 | 1     |
| <b>Ministry of Finance and National Planning</b>                       |  | <b>-</b>                 | <b>-</b>         | <b>-</b>           | <b>-</b>           | <b>-</b>           | <b>-</b>           | <b>-</b>          |       |
| 29   | Dividends from Government Shares                 | -                        | -                | -                  | -                  | -                  | -                  | -                 |       |
| 30   | Revenues from GRZ shareholding sale              | -                        | -                | -                  | -                  | -                  | -                  | -                 |       |
| <b>ZCCM- IH</b>  |  | <b>-</b>                 | <b>-</b>         | <b>-</b>           | <b>-</b>           | <b>-</b>           | <b>-</b>           | <b>-</b>          |       |
| 34   | Revenues from ZCCM-IH mining rights transfer     | -                        | -                | -                  | -                  | -                  | -                  | -                 |       |
| <b>Total payments</b>  |  | <b>995,526,489</b>       | <b>1,026,873</b> | <b>996,553,362</b> | <b>826,837,063</b> | <b>169,716,299</b> | <b>996,553,362</b> | <b>0</b>          |       |
| <b>Social Payments</b>   |  | <b>145,929,250</b>       | <b>-</b>         | <b>145,929,250</b> | <b>-</b>           | <b>-</b>           | <b>-</b>           | <b>-</b>          |       |
| 35   | Corporate Social Responsibility In kind payments | -                        | -                | -                  | -                  | -                  | -                  | -                 |       |
| 36   | Corporate Social Responsibility cash payments    | 145,929,250              | -                | 145,929,250        | -                  | -                  | -                  | -                 |       |
| <b>Commentary</b>  |  | <b>Note #</b>            |                  |                    | <b>Note #</b>      |                    |                    |                   |       |
| Payment missed by govt and now added to govt, confirmed by company     |  |                          |                  | -                  | 2                  | 169,716,299        |                    |                   |       |
| Payments missed by company, confirmed by govt and now added to company |  | 1                        | 1,026,873        |                    |                    |                    |                    |                   |       |
| <b>Grand Total</b>   |  |                          | <b>1,026,873</b> |                    |                    | <b>169,716,299</b> |                    |                   |       |

| Company name:  |  | NDOLA LIME COMPANY LIMITED* |                |                   | Reporting period: |                |                   | 2014             |       |
|--|--|-----------------------------|----------------|-------------------|-------------------|----------------|-------------------|------------------|-------|
| N°   | Description of Payment                           | Per Company                 |                |                   | Per Government    |                |                   | Final difference | No te |
|  |  | Original                    | Adjust         | Final             | Original          | Adjust         | Final             |                  |       |
| <b>Ministry of Mines, Energy and Water Development</b>                 |  | <b>8,151</b>                | <b>-</b>       | <b>8,151</b>      | <b>7,647</b>      | <b>504</b>     | <b>8,151</b>      | <b>0</b>         |       |
| 1  | Application Fees                                 |                             | -              | -                 |                   | -              | -                 | -                |       |
| 2  | Licence Fees                                     | 252                         | -              | 252               | 252               | -              | 252               | -                |       |
| 3  | Area Charges                                     | 7,899                       | -              | 7,899             | 7,395             | 504            | 7,899             | 0                | 1     |
| 4  | Valuation Fees                                   |                             | -              | -                 |                   | -              | -                 | -                |       |
| 7  | Other fees & charges                             |                             | -              | -                 |                   | -              | -                 | -                |       |
| <b>Zambian Revenue Authority (ZRA)</b>                                 |  | <b>15,208,639</b>           | <b>328,224</b> | <b>15,536,863</b> | <b>14,994,491</b> | <b>542,372</b> | <b>15,536,863</b> | <b>(0)</b>       |       |
| 8  | Pay-As-You-Earn                                  | 663,284                     | -              | 663,284           | 418,150           | 245,134        | 663,284           | (0)              | 1     |
| 9  | Import VAT                                       | 794,689                     | 220,657        | 1,015,346         | 1,015,346         |                | 1,015,346         | -                | 2     |
| 10   | Mineral Royalty                                  |                             | -              | -                 |                   | -              | -                 | -                |       |
| 11   | Company Income Tax (Inc. Provisional Tax)        |                             | -              | -                 |                   | -              | -                 | -                |       |
| 12   | VAT (Net paid)                                   |                             | 36,801         | 36,801            | 36,801            |                | 36,801            | -                | 2     |
| 13   | Import/Customs Duty                              | 81,687                      | 26,858         | 108,545           | 108,545           | -              | 108,545           | -                | 2     |
| 14   | Withholding Taxes                                | 13,668,979                  | -              | 13,668,979        | 13,371,741        | 297,238        | 13,668,979        | (0)              | 1     |
| 15   | c  |                             | 2,075          | 2,075             | 2,075             |                | 2,075             | -                | 2     |
| 20   | Export Levy                                      |                             | 37,775         | 37,775            | 37,775            | -              | 37,775            | -                |       |
| 21   | Other taxes (ZRA)                                |                             | 4,058          | 4,058             | 4,058             |                | 4,058             | -                |       |
| <b>Local Councils</b>  |  | <b>346,358</b>              | <b>-</b>       | <b>346,358</b>    | <b>-</b>          | <b>346,358</b> | <b>346,358</b>    | <b>(0)</b>       |       |
| 23   | Annual Business Fees                             |                             | -              | -                 |                   | -              | -                 | -                |       |
| 24   | Property Rates                                   | 346,358                     |                | 346,358           |                   | 346,358        | 346,358           | (0)              |       |
| <b>Ministry of Lands</b>   |  | <b>-</b>                    | <b>44,687</b>  | <b>44,687</b>     | <b>44,687</b>     | <b>-</b>       | <b>44,687</b>     | <b>-</b>         |       |
| 25   | Ground Rent                                      |                             | 44,687         | 44,687            | 44,687            |                | 44,687            | -                | 2     |
| <b>Ministry of Finance and National Planning</b>                       |  | <b>-</b>                    | <b>-</b>       | <b>-</b>          | <b>-</b>          | <b>-</b>       | <b>-</b>          | <b>-</b>         |       |
| 29   | Dividends from Government Shares                 |                             | -              | -                 |                   | -              | -                 | -                |       |
| 30   | Revenues from GRZ shareholding sale              |                             | -              | -                 |                   | -              | -                 | -                |       |
| <b>ZCCM-IH</b>   |  | <b>-</b>                    | <b>-</b>       | <b>-</b>          | <b>-</b>          | <b>-</b>       | <b>-</b>          | <b>-</b>         |       |
| 34   | Revenues from ZCCM-IH mining rights transfer     |                             | -              | -                 |                   | -              | -                 | -                |       |
| <b>Total payments</b>  |  | <b>15,563,149</b>           | <b>372,911</b> | <b>15,936,060</b> | <b>15,046,825</b> | <b>889,234</b> | <b>15,936,059</b> | <b>(1)</b>       |       |
| <b>Social Payments</b>   |  | <b>158,114</b>              | <b>-</b>       | <b>158,114</b>    | <b>-</b>          | <b>-</b>       | <b>-</b>          | <b>-</b>         |       |
| 35   | Corporate Social Responsibility In kind payments | 55,639                      | -              | 55,639            |                   |                |                   |                  |       |
| 36   | Corporate Social Responsibility cash payments    | 102,475                     | -              | 102,475           |                   |                |                   |                  |       |
| <b>Commentary</b>  |  | <b>Note #</b>               |                |                   | <b>Note #</b>     |                |                   |                  |       |
| Payment missed by govt and now added to govt, confirmed by company     |  |                             |                | -                 | 1                 | 889,234        |                   |                  |       |
| Payments missed by company, confirmed by govt and now added to company |  | 2                           | 372,911        |                   |                   |                |                   |                  |       |
| <b>Grand Total</b>   |  |                             | <b>372,911</b> |                   |                   | <b>889,234</b> |                   |                  |       |

| Company name:  |  | NEELKANTH LIME LIMITED |          |                  | Reporting period: |          |                  | 2014             |       |
|--|--|------------------------|----------|------------------|-------------------|----------|------------------|------------------|-------|
| N°   | Description of Payment   | Per Company            |          |                  | Per Government    |          |                  | Final difference | Notes |
|  |  | Original               | Adjust   | Final            | Original          | Adjust   | Final            |                  |       |
| <b>Ministry of Mines, Energy and Water Development</b> |  | <b>2,659</b>           | <b>-</b> | <b>2,659</b>     | <b>2,659</b>      | <b>-</b> | <b>2,659</b>     | <b>-</b>         |       |
| 1  | Application Fees   |                        | -        | -                |                   | -        | -                | -                |       |
| 2  | Licence Fees   |                        | -        | -                |                   | -        | -                | -                |       |
| 3  | Area Charges   | 1,344                  | -        | 1,344            | 1,344             | -        | 1,344            | -                |       |
| 4  | Valuation Fees   | 315                    | -        | 315              | 315               | -        | 315              | -                |       |
| 5  | Annual Operating Permit  | 1,000                  | -        | 1,000            | 1,000             | -        | 1,000            | -                |       |
| <b>Zambian Revenue Authority (ZRA)</b>                 |  | <b>6,921,624</b>       | <b>-</b> | <b>6,921,624</b> | <b>6,921,624</b>  | <b>-</b> | <b>6,921,624</b> | <b>-</b>         |       |
| 8  | Pay-As-You-Earn  | 373,355                | -        | 373,355          | 373,355           | -        | 373,355          | -                |       |
| 9  | Import VAT   | 5,503,472              | -        | 5,503,472        | 5,503,472         | -        | 5,503,472        | -                |       |
| 10   | Mineral Royalty  | 426,117                | -        | 426,117          | 426,117           | -        | 426,117          | -                |       |
| 11   | Company Income Tax (Inc. Provisional Tax)                              |                        | -        | -                |                   | -        | -                | -                |       |
| 12   | VAT (Net paid)   | 359,748                | -        | 359,748          | 359,748           | -        | 359,748          | -                |       |
| 13   | Import/Customs Duty  | 97,653                 | -        | 97,653           | 97,653            | -        | 97,653           | -                |       |
| 14   | Withholding Taxes  | 6,840                  | -        | 6,840            | 6,840             | -        | 6,840            | -                |       |
| 21   | Other taxes (ZRA)  | 154,439                | -        | 154,439          | 154,439           | -        | 154,439          | -                |       |
| <b>Local Councils</b>                                  |  | <b>-</b>               | <b>-</b> | <b>-</b>         | <b>-</b>          | <b>-</b> | <b>-</b>         | <b>-</b>         |       |
| 23   | Annual Business Fees   |                        | -        | -                |                   | -        | -                | -                |       |
| 24   | Property Rates   |                        | -        | -                |                   | -        | -                | -                |       |
| <b>Ministry of Lands</b>                               |  | <b>-</b>               | <b>-</b> | <b>-</b>         | <b>-</b>          | <b>-</b> | <b>-</b>         | <b>-</b>         |       |
| <b>Ministry of Finance and National Planning</b>       |  | <b>-</b>               | <b>-</b> | <b>-</b>         | <b>-</b>          | <b>-</b> | <b>-</b>         | <b>-</b>         |       |
| 29   | Dividends from Government Shares                                       |                        | -        | -                |                   | -        | -                | -                |       |
| 30   | Revenues from GRZ shareholding sale                                    |                        | -        | -                |                   | -        | -                | -                |       |
| <b>ZCCM- IH</b>  |  | <b>-</b>               | <b>-</b> | <b>-</b>         | <b>-</b>          | <b>-</b> | <b>-</b>         | <b>-</b>         |       |
| 34   | Revenues from ZCCM-IH mining rights transfer                           |                        | -        | -                |                   | -        | -                | -                |       |
| <b>Total payments</b>                                  |  | <b>6,924,283</b>       | <b>-</b> | <b>6,924,283</b> | <b>6,924,283</b>  | <b>-</b> | <b>6,924,283</b> | <b>-</b>         |       |
| <b>Social Payments</b>                                 |  | <b>-</b>               | <b>-</b> | <b>-</b>         | <b>-</b>          | <b>-</b> | <b>-</b>         | <b>-</b>         |       |
| 35   | Corporate Social Responsibility In kind payments                       |                        | -        | -                |                   | -        | -                | -                |       |
|  | <b>Commentary</b>  | <b>Note #</b>          |          |                  | <b>Note #</b>     |          |                  |                  |       |
|  | Payment missed by govt and now added to govt, confirmed by company     |                        |          | -                |                   |          | -                |                  |       |
|  | Payments missed by company, confirmed by govt and now added to company |                        |          | -                |                   |          | -                |                  |       |
|  | <b>Grand Total</b>   |                        |          | -                |                   |          | -                |                  |       |



| Company name:  |  | NFC AFRICA MINING PLC* |                   |                    | Reporting period:  |                   |                    | 2014             |       |
|--|--|------------------------|-------------------|--------------------|--------------------|-------------------|--------------------|------------------|-------|
| N°   | Description of Payment                           | Per Company            |                   |                    | Per Government     |                   |                    | Final difference | Notes |
|  |  | Original               | Adjust            | Final              | Original           | Adjust            | Final              |                  |       |
| <b>Ministry of Mines, Energy and Water Development</b>                 |  | <b>2,024,841</b>       | <b>1,900</b>      | <b>2,026,741</b>   | <b>2,624</b>       | <b>1,828,292</b>  | <b>1,830,916</b>   | <b>(195,825)</b> |       |
| 1  | Application Fees                                 | -                      | -                 | -                  | -                  | -                 | -                  | -                |       |
| 2  | Licence Fees                                     | 196,548                | -                 | 196,548            | 724                | -                 | 724                | (195,825)        |       |
| 3  | Area Charges                                     | -                      | -                 | -                  | -                  | -                 | -                  | -                |       |
| 4  | Valuation Fees                                   | -                      | -                 | -                  | -                  | -                 | -                  | -                |       |
| 5  | Annual Operating Permit                          | -                      | 1,900             | 1,900              | 1,900              | -                 | 1,900              | -                | 1     |
| 6  | Environmental Protection Fund                    | 1,828,292              | -                 | 1,828,292          | -                  | 1,828,292         | 1,828,292          | (0)              | 2     |
| 7  | Other fees & charges                             | -                      | -                 | -                  | -                  | -                 | -                  | -                |       |
| <b>Zambian Revenue Authority (ZRA)</b>                                 |  | <b>159,605,986</b>     | <b>9,998,404</b>  | <b>169,604,390</b> | <b>169,083,875</b> | <b>-</b>          | <b>169,083,875</b> | <b>(520,515)</b> |       |
| 8  | Pay-As-You-Earn                                  | 16,270,645             | 2,683,511         | 18,954,156         | 18,954,156         | -                 | 18,954,156         | -                | 1     |
| 9  | Import VAT                                       | 6,004,714              | 478,783           | 6,483,497          | 6,483,497          | -                 | 6,483,497          | -                | 1     |
| 10   | Mineral Royalty                                  | 72,582,759             | 6,825,761         | 79,408,519         | 80,876,033         | (1,467,514)       | 79,408,519         | -                | 1     |
| 11   | Company Income Tax (Inc. Provisional Tax)        | -                      | -                 | -                  | -                  | -                 | -                  | -                |       |
| 12   | VAT (Net paid)                                   | 55,900,034             | -                 | 55,900,034         | 55,900,034         | -                 | 55,900,034         | (0)              |       |
| 13   | Import/Customs Duty                              | 2,841,117              | -                 | 2,841,117          | 2,335,315          | -                 | 2,335,315          | (505,802)        |       |
| 14   | Withholding Taxes                                | 5,380,198              | -                 | 5,380,198          | 3,908,375          | 1,467,514         | 5,375,889          | (4,309)          |       |
| 15   | Excise Duty                                      | -                      | 10,349            | 10,349             | 10,349             | -                 | 10,349             | -                | 1     |
| 19   | Advance Income Tax                               | 616,832                | -                 | 616,832            | 606,856            | -                 | 606,856            | (9,976)          |       |
| 20   | Export Levy                                      | -                      | -                 | -                  | -                  | -                 | -                  | -                |       |
| 21   | Other taxes (ZRA)                                | 9,688                  | -                 | 9,688              | 9,260              | -                 | 9,260              | (428)            |       |
| <b>Local Councils</b>  |  | <b>1,418,900</b>       | <b>-</b>          | <b>1,418,900</b>   | <b>17,443</b>      | <b>1,401,457</b>  | <b>1,418,900</b>   | <b>(0)</b>       |       |
| 23   | Annual Business Fees                             | -                      | -                 | -                  | -                  | -                 | -                  | -                |       |
| 24   | Property Rates                                   | 1,418,900              | -                 | 1,418,900          | 17,443             | 1,401,457         | 1,418,900          | (0)              | 2     |
| <b>Ministry of Lands</b>   |  | <b>-</b>               | <b>1,635,731</b>  | <b>1,635,731</b>   | <b>1,635,731</b>   | <b>-</b>          | <b>1,635,731</b>   | <b>-</b>         |       |
| 25   | Ground Rent                                      | -                      | 35,584            | 35,584             | 35,584             | -                 | 35,584             | -                | 1     |
| 26   | Consideration Fees                               | -                      | 29,173            | 29,173             | 29,173             | -                 | 29,173             | -                | 1     |
| 27   | Registration Fees                                | -                      | 520,707           | 520,707            | 520,707            | -                 | 520,707            | -                | 1     |
| 28   | Preparation fees                                 | -                      | 1,050,267         | 1,050,267          | 1,050,267          | -                 | 1,050,267          | -                | 1     |
| <b>Ministry of Finance and National Planning</b>                       |  | <b>-</b>               | <b>-</b>          | <b>-</b>           | <b>-</b>           | <b>-</b>          | <b>-</b>           | <b>-</b>         |       |
| 29   | Dividends from Government Shares                 | -                      | -                 | -                  | -                  | -                 | -                  | -                |       |
| 30   | Revenues from GRZ shareholding sale              | -                      | -                 | -                  | -                  | -                 | -                  | -                |       |
| <b>ZCCM- IH</b>  |  | <b>-</b>               | <b>9,582,708</b>  | <b>9,582,708</b>   | <b>-</b>           | <b>9,582,708</b>  | <b>9,582,708</b>   | <b>-</b>         |       |
| 31   | Dividends from ZCCM-IH Shares                    | -                      | 9,582,708         | 9,582,708          | -                  | 9,582,708         | 9,582,708          | -                | 2     |
| 32   | Price participation fees                         | -                      | -                 | -                  | -                  | -                 | -                  | -                |       |
| 33   | Revenues from ZCCM-IH shareholding sale          | -                      | -                 | -                  | -                  | -                 | -                  | -                |       |
| 34   | Revenues from ZCCM-IH mining rights transfer     | -                      | -                 | -                  | -                  | -                 | -                  | -                |       |
| <b>Total payments</b>  |  | <b>163,049,727</b>     | <b>21,218,744</b> | <b>184,268,470</b> | <b>170,739,673</b> | <b>12,812,457</b> | <b>183,552,130</b> | <b>(716,341)</b> |       |
| <b>Social Payments</b>   |  | <b>963,846</b>         | <b>-</b>          | <b>963,846</b>     | <b>-</b>           | <b>-</b>          | <b>-</b>           | <b>-</b>         |       |
| 35   | Corporate Social Responsibility In kind payments | -                      | -                 | -                  | -                  | -                 | -                  | -                |       |
| 36   | Corporate Social Responsibility cash payments    | 963,846                | -                 | 963,846            | -                  | -                 | -                  | -                |       |
| <b>Commentary</b>  |  | <b>Note #</b>          |                   |                    | <b>Note #</b>      |                   |                    |                  |       |
| Payment missed by govt and now added to govt, confirmed by company     |  | 2                      |                   |                    | 12,812,457         |                   |                    |                  |       |
| Payments missed by company, confirmed by govt and now added to company |  | 1                      |                   |                    | 21,218,744         |                   |                    |                  |       |
| <b>Grand Total</b>   |  | <b>21,218,744</b>      |                   |                    | <b>12,812,457</b>  |                   |                    |                  |       |

| Company name:  |  | SABLE ZINC KABWE LIMITED* |                  |                   | Reporting period: |               |                   | 2014             |       |
|--|--|---------------------------|------------------|-------------------|-------------------|---------------|-------------------|------------------|-------|
| N°   | Description of Payment                           | Per Company               |                  |                   | Per Government    |               |                   | Final difference | Notes |
|  |  | Original                  | Adjust           | Final             | Original          | Adjust        | Final             |                  |       |
| <b>Ministry of Mines, Energy and Water Development</b>                 |  | <b>630</b>                | <b>-</b>         | <b>630</b>        | <b>630</b>        | <b>-</b>      | <b>630</b>        | <b>-</b>         |       |
| 1  | Application Fees                                 | -                         | -                | -                 | -                 | -             | -                 | -                |       |
| 4  | Valuation Fees                                   | 630                       | -                | 630               | 630               | -             | 630               | -                |       |
| 7  | Other fees & charges                             | -                         | -                | -                 | -                 | -             | -                 | -                |       |
| <b>Zambian Revenue Authority (ZRA)</b>                                 |  | <b>38,498,612</b>         | <b>1,838,368</b> | <b>40,336,980</b> | <b>40,312,677</b> | <b>24,303</b> | <b>40,336,980</b> | <b>-</b>         |       |
| 8  | Pay-As-You-Earn                                  | 6,454,186                 | -                | 6,454,186         | 6,907,689         | (453,503)     | 6,454,186         | -                |       |
| 9  | Import VAT                                       | 30,161,871                | 9,932            | 30,171,803        | 30,171,803        | -             | 30,171,803        | -                | 1     |
| 10   | Mineral Royalty                                  | -                         | -                | -                 | -                 | -             | -                 | -                |       |
| 11   | Company Income Tax (Inc. Provisional Tax)        | -                         | 1,824,684        | 1,824,684         | 1,824,684         | -             | 1,824,684         | -                | 1     |
| 12   | VAT (Net paid)                                   | -                         | -                | -                 | -                 | -             | -                 | -                |       |
| 13   | Import/Customs Duty                              | 78,823                    | 3,752            | 82,575            | 82,575            | -             | 82,575            | -                | 1     |
| 14   | Withholding Taxes                                | 1,779,429                 | -                | 1,779,429         | 1,325,926         | 453,503       | 1,779,429         | -                |       |
| 21   | Other taxes (ZRA)                                | 24,303                    | -                | 24,303            | -                 | 24,303        | 24,303            | -                | 2     |
| <b>Local Councils</b>  |  | <b>-</b>                  | <b>-</b>         | <b>-</b>          | <b>-</b>          | <b>-</b>      | <b>-</b>          | <b>-</b>         |       |
| <b>Ministry of Lands</b>   |  | <b>-</b>                  | <b>-</b>         | <b>-</b>          | <b>-</b>          | <b>-</b>      | <b>-</b>          | <b>-</b>         |       |
| <b>Ministry of Finance and National Planning</b>                       |  | <b>-</b>                  | <b>-</b>         | <b>-</b>          | <b>-</b>          | <b>-</b>      | <b>-</b>          | <b>-</b>         |       |
| 29   | Dividends from Government Shares                 | -                         | -                | -                 | -                 | -             | -                 | -                |       |
| 30   | Revenues from GRZ shareholding sale              | -                         | -                | -                 | -                 | -             | -                 | -                |       |
| <b>ZCCM- IH</b>  |  | <b>-</b>                  | <b>-</b>         | <b>-</b>          | <b>-</b>          | <b>-</b>      | <b>-</b>          | <b>-</b>         |       |
| 34   | Revenues from ZCCM-IH mining rights transfer     | -                         | -                | -                 | -                 | -             | -                 | -                |       |
| <b>Total payments</b>  |  | <b>38,499,242</b>         | <b>1,838,368</b> | <b>40,337,610</b> | <b>40,313,307</b> | <b>24,303</b> | <b>40,337,610</b> | <b>-</b>         |       |
| <b>Social Payments</b>   |  | <b>-</b>                  | <b>-</b>         | <b>-</b>          | <b>-</b>          | <b>-</b>      | <b>-</b>          | <b>-</b>         |       |
| 35   | Corporate Social Responsibility in kind payments | -                         | -                | -                 | -                 | -             | -                 | -                |       |
| <b>Commentary</b>  |  | <b>Note #</b>             |                  |                   | <b>Note #</b>     |               |                   |                  |       |
| Payment missed by govt and now added to govt, confirmed by company     |  |                           |                  | -                 | 2                 | 24,303        |                   |                  |       |
| Payments missed by company, confirmed by govt and now added to company |  | 1                         | 1,838,368        |                   |                   |               |                   |                  |       |
| <b>Grand Total</b>   |  |                           | <b>1,838,368</b> |                   |                   | <b>24,303</b> |                   |                  |       |

| Company name:  |  | SAN HE (ZAMBIA) LIMITED* |        |       | Reporting period: |        |           | 2014             |       |
|--|--|--------------------------|--------|-------|-------------------|--------|-----------|------------------|-------|
| N°   | Description of Payment                           | Per Company              |        |       | Per Government    |        |           | Final difference | Notes |
|  |  | Original                 | Adjust | Final | Original          | Adjust | Final     |                  |       |
| <b>Ministry of Mines, Energy and Water Development</b>                 |  | -                        | -      | -     | 750               | -      | 750       | 750              |       |
| 1  | Application Fees                                 |                          | -      | -     |                   | -      | -         | -                |       |
| 2  | Licence Fees                                     |                          | -      | -     | 180               | -      | 180       | 180              |       |
| 3  | Area Charges                                     |                          | -      | -     |                   | -      | -         | -                |       |
| 4  | Valuation Fees                                   |                          | -      | -     |                   | -      | -         | -                |       |
| 5  | Annual Operating Permit                          |                          | -      | -     | 570               | -      | 570       | 570              |       |
| 6  | Environmental Protection Fund                    |                          | -      | -     |                   | -      | -         | -                |       |
| 7  | Other fees & charges                             |                          | -      | -     |                   | -      | -         | -                |       |
| <b>Zambian Revenue Authority (ZRA)</b>                                 |  | -                        | -      | -     | 1,346,355         | -      | 1,346,355 | 1,346,355        |       |
| 8  | Pay-As-You-Earn                                  |                          | -      | -     | 55,890            | -      | 55,890    | 55,890           |       |
| 9  | Import VAT                                       |                          | -      | -     | 310,105           | -      | 310,105   | 310,105          |       |
| 10   | Mineral Royalty                                  |                          | -      | -     | 718,198           | -      | 718,198   | 718,198          |       |
| 11   | Company Income Tax (Inc. Provisional Tax)        |                          | -      | -     |                   | -      | -         | -                |       |
| 12   | VAT (Net paid)                                   |                          | -      | -     |                   | -      | -         | -                |       |
| 13   | Import/Customs Duty                              |                          | -      | -     | 260,766           | -      | 260,766   | 260,766          |       |
| 21   | Other taxes (ZRA)                                |                          | -      | -     | 1,396             | -      | 1,396     | 1,396            |       |
| <b>Local Councils</b>  |  | -                        | -      | -     | -                 | -      | -         | -                |       |
| 23   | Annual Business Fees                             |                          | -      | -     |                   | -      | -         | -                |       |
| 24   | Property Rates                                   |                          | -      | -     |                   | -      | -         | -                |       |
| <b>Ministry of Lands</b>   |  | -                        | -      | -     | -                 | -      | -         | -                |       |
| <b>Ministry of Finance and National Planning</b>                       |  | -                        | -      | -     | -                 | -      | -         | -                |       |
| 29   | Dividends from Government Shares                 |                          | -      | -     |                   | -      | -         | -                |       |
| 30   | Revenues from GRZ shareholding sale              |                          | -      | -     |                   | -      | -         | -                |       |
| <b>ZCCM- IH</b>  |  | -                        | -      | -     | -                 | -      | -         | -                |       |
| 34   | Revenues from ZCCM-IH mining rights transfer     |                          | -      | -     |                   | -      | -         | -                |       |
| <b>Total payments</b>  |  | -                        | -      | -     | 1,347,105         | -      | 1,347,105 | 1,347,105        |       |
| <b>Social Payments</b>   |  | -                        | -      | -     | -                 | -      | -         | -                |       |
| 35   | Corporate Social Responsibility In kind payments |                          | -      | -     |                   | -      | -         | -                |       |
| <b>Commentary</b>  |  | <b>Note #</b>            |        |       | <b>Note #</b>     |        |           |                  |       |
| Payment missed by govt and now added to govt, confirmed by company     |  |                          |        |       |                   |        |           | -                |       |
| Payments missed by company, confirmed by govt and now added to company |  | 1                        |        |       |                   |        |           | -                |       |
| <b>Grand Total</b>   |  |                          |        |       |                   |        |           | -                |       |

| Company name:  |  | SCIROCCO ENTERPRISES LIMITED* |        |                   | Reporting period: |        |                   | 2014             |       |
|--|--|-------------------------------|--------|-------------------|-------------------|--------|-------------------|------------------|-------|
| N°   | Description of Payment                           | Per Company                   |        |                   | Per Government    |        |                   | Final difference | Notes |
|  |  | Original                      | Adjust | Final             | Original          | Adjust | Final             |                  |       |
| <b>Ministry of Mines, Energy and Water Development</b>                 |  | <b>6,637</b>                  | -      | <b>6,637</b>      | <b>6,637</b>      | -      | <b>6,637</b>      | -                |       |
| 1  | Application Fees                                 |                               | -      | -                 |                   | -      | -                 | -                |       |
| 2  | Licence Fees                                     |                               | -      | -                 |                   | -      | -                 | -                |       |
| 3  | Area Charges                                     | 5,917                         | -      | 5,917             | 5,917             | -      | 5,917             | -                |       |
| 7  | Other fees & charges                             | 720                           | -      | 720               | 720               | -      | 720               | -                |       |
| <b>Zambian Revenue Authority (ZRA)</b>                                 |  | <b>15,211,783</b>             | -      | <b>15,211,783</b> | <b>14,381,847</b> | -      | <b>14,381,847</b> | <b>(829,936)</b> |       |
| 8  | Pay-As-You-Earn                                  | 3,074,818                     | -      | 3,074,818         | 2,719,626         | -      | 2,719,626         | (355,192)        |       |
| 9  | Import VAT                                       | 5,746,199                     | -      | 5,746,199         | 5,746,199         | -      | 5,746,199         | -                |       |
| 12   | VAT (Net paid)                                   | 5,911,753                     | -      | 5,911,753         | 5,437,009         | -      | 5,437,009         | (474,744)        |       |
| 13   | Import/Customs Duty                              | 391,085                       | -      | 391,085           | 391,085           | -      | 391,085           | -                |       |
| 14   | Withholding Taxes                                | 12,742                        | -      | 12,742            | 12,742            | -      | 12,742            | -                |       |
| 20   | Export Levy                                      |                               | -      | -                 |                   | -      | -                 | -                |       |
| 21   | Othertaxes(ZRA)                                  | 75,186                        | -      | 75,186            | 75,186            | -      | 75,186            | -                |       |
| <b>Local Councils</b>  |  | -                             | -      | -                 | -                 | -      | -                 | -                |       |
| 23   | Annual Business Fees                             |                               | -      | -                 |                   | -      | -                 | -                |       |
| 24   | Property Rates                                   |                               | -      | -                 |                   | -      | -                 | -                |       |
| <b>Ministry of Lands</b>   |  | -                             | -      | -                 | -                 | -      | -                 | -                |       |
| <b>Ministry of Finance and National Planning</b>                       |  | -                             | -      | -                 | -                 | -      | -                 | -                |       |
| 29   | Dividends from Government Shares                 |                               | -      | -                 |                   | -      | -                 | -                |       |
| 30   | Revenues from GRZ shareholding sale              |                               | -      | -                 |                   | -      | -                 | -                |       |
| <b>ZCCM- IH</b>  |  | -                             | -      | -                 | -                 | -      | -                 | -                |       |
| 31   | Dividends from ZCCM-IH Shares                    |                               | -      | -                 |                   | -      | -                 | -                |       |
| 32   | Price participation fees                         |                               | -      | -                 |                   | -      | -                 | -                |       |
| 33   | Revenues from ZCCM-IH shareholding sale          |                               | -      | -                 |                   | -      | -                 | -                |       |
| 34   | Revenues from ZCCM-IH mining rights transfer     |                               | -      | -                 |                   | -      | -                 | -                |       |
| <b>Total payments</b>  |  | <b>15,218,420</b>             | -      | <b>15,218,420</b> | <b>14,388,484</b> | -      | <b>14,388,484</b> | <b>(829,936)</b> |       |
| <b>Social Payments</b>   |  | -                             | -      | -                 | -                 | -      | -                 | -                |       |
| 35   | Corporate Social Responsibility In kind payments |                               | -      | -                 |                   | -      | -                 | -                |       |
| <b>Commentary</b>  |  | <b>Note #</b>                 |        |                   | <b>Note #</b>     |        |                   |                  |       |
| Payment missed by govt and now added to govt, confirmed by company     |  |                               | -      |                   |                   | -      |                   |                  |       |
| Payments missed by company, confirmed by govt and now added to company |  |                               | -      |                   |                   | -      |                   |                  |       |
| <b>Grand Total</b>   |  |                               | -      |                   |                   | -      |                   |                  |       |

| Company name:  |  | SINO-METALS LEACH ZAMBIA LTD* |                  |                  | Reporting period: |                  |                  | 2014             |       |
|--|--|-------------------------------|------------------|------------------|-------------------|------------------|------------------|------------------|-------|
| N°   | Description of Payment                           | Per Company                   |                  |                  | Per Government    |                  |                  | Final difference | Notes |
|  |  | Original                      | Adjust           | Final            | Original          | Adjust           | Final            |                  |       |
| <b>Ministry of Mines, Energy and Water Development</b>                 |  | <b>385,001</b>                | <b>3,495</b>     | <b>388,496</b>   | <b>270,269</b>    | <b>118,227</b>   | <b>388,496</b>   | <b>(0)</b>       |       |
| 1  | Application Fees                                 |                               | -                | -                |                   | -                | -                | -                |       |
| 2  | Licence Fees                                     | 28,800                        | -                | 28,800           | 28,800            | -                | 28,800           | -                |       |
| 3  | Area Charges                                     | 355,601                       | -                | 355,601          | 237,974           | 117,627          | 355,601          | (0)              |       |
| 4  | Valuation Fees                                   |                               | 315              | 315              | 315               | -                | 315              | -                |       |
| 5  | Annual Operating Permit                          | 600                           | -                | 600              |                   | 600              | 600              | -                | 2     |
| 6  | Environmental Protection Fund                    |                               | -                | -                |                   | -                | -                | -                |       |
| 7  | Other fees & charges                             |                               | 3,180            | 3,180            | 3,180             | -                | 3,180            | -                | 1     |
| <b>Zambian Revenue Authority (ZRA)</b>                                 |  | <b>6,537,859</b>              | <b>1,569,008</b> | <b>8,106,867</b> | <b>8,040,978</b>  | <b>65,889</b>    | <b>8,106,867</b> | <b>0</b>         |       |
| 8  | Pay-As-You-Earn                                  | 2,786,764                     | -                | 2,786,764        | 2,720,875         | 65,889           | 2,786,764        | (0)              | 2     |
| 9  | Import VAT                                       | 1,194,396                     | 509,006          | 1,703,402        | 1,703,402         | -                | 1,703,402        | 0                | 1     |
| 10   | Mineral Royalty                                  | 2,095,095                     | 703,405          | 2,798,500        | 2,798,500         | -                | 2,798,500        | 0                | 1     |
| 11   | Company Income Tax (Inc. Provisional Tax)        |                               | -                | -                |                   | -                | -                | -                |       |
| 12   | VAT (Net paid)                                   |                               | -                | -                |                   | -                | -                | -                |       |
| 13   | Import/Customs Duty                              | 461,604                       | 348,913          | 810,517          | 810,517           | -                | 810,517          | -                | 1     |
| 20   | Export Levy                                      |                               | -                | -                |                   | -                | -                | -                |       |
| 21   | Other Taxes(ZRA)                                 |                               | 7,684            | 7,684            | 7,684             | -                | 7,684            | -                | 1     |
| <b>Local Councils</b>  |  | <b>1,200,000</b>              | <b>-</b>         | <b>1,200,000</b> | <b>-</b>          | <b>1,200,000</b> | <b>1,200,000</b> | <b>-</b>         |       |
| 23   | Annual Business Fees                             | 200,000                       | -                | 200,000          | -                 | 200,000          | 200,000          | -                |       |
| 24   | Property Rates                                   | 1,000,000                     | -                | 1,000,000        | -                 | 1,000,000        | 1,000,000        | -                |       |
| <b>Ministry of Lands</b>   |  | <b>-</b>                      | <b>-</b>         | <b>-</b>         | <b>-</b>          | <b>-</b>         | <b>-</b>         | <b>-</b>         |       |
| <b>Ministry of Finance and National Planning</b>                       |  | <b>-</b>                      | <b>-</b>         | <b>-</b>         | <b>-</b>          | <b>-</b>         | <b>-</b>         | <b>-</b>         |       |
| 29   | Dividends from Government Shares                 |                               | -                | -                |                   | -                | -                | -                |       |
| 30   | Revenues from GRZ shareholding sale              |                               | -                | -                |                   | -                | -                | -                |       |
| <b>ZCCM- IH</b>  |  | <b>-</b>                      | <b>-</b>         | <b>-</b>         | <b>-</b>          | <b>-</b>         | <b>-</b>         | <b>-</b>         |       |
| 34   | Revenues from ZCCM-IH mining rights transfer     |                               | -                | -                |                   | -                | -                | -                |       |
| <b>Total payments</b>  |  | <b>8,122,860</b>              | <b>1,572,503</b> | <b>9,695,363</b> | <b>8,311,247</b>  | <b>1,384,116</b> | <b>9,695,363</b> | <b>0</b>         |       |
| <b>Social Payments</b>   |  | <b>-</b>                      | <b>-</b>         | <b>-</b>         | <b>-</b>          | <b>-</b>         | <b>-</b>         | <b>-</b>         |       |
| 35   | Corporate Social Responsibility In kind payments |                               | -                | -                |                   | -                | -                | -                |       |
| <b>Commentary</b>  |  | <b>Note #</b>                 |                  | <b>Note #</b>    |                   |                  |                  |                  |       |
| Payment missed by govt and now added to govt, confirmed by company     |  |                               |                  | 2                |                   | 1,266,489        |                  |                  |       |
| Payments missed by company, confirmed by govt and now added to company |  | 1                             |                  |                  |                   |                  |                  |                  |       |
| <b>Grand Total</b>   |  | <b>1,572,503</b>              |                  |                  |                   | <b>1,266,489</b> |                  |                  |       |

| Company name:  |  | SYNITE QUARRIES ZAMBIA |          |                  | Reporting period: |          |                  | 2014             |  |
|--|--|------------------------|----------|------------------|-------------------|----------|------------------|------------------|--|
| N°   | Description of Payment                           | Per Company            |          |                  | Per Government    |          |                  | Final difference |  |
|  |  | Original               | Adjust   | Final            | Original          | Adjust   | Final            |                  |  |
| <b>Ministry of Mines, Energy and Water Development</b>                 |  | <b>4,960</b>           | <b>-</b> | <b>4,960</b>     | <b>4,960</b>      | <b>-</b> | <b>4,960</b>     | <b>-</b>         |  |
| 1  | Application Fees                                 |                        | -        | -                |                   | -        | -                | -                |  |
| 2  | Licence Fees                                     | 180                    | -        | 180              | 180               | -        | 180              | -                |  |
| 3  | Area Charges                                     | 4,240                  | -        | 4,240            | 4,240             | -        | 4,240            | -                |  |
| 4  | Valuation Fees                                   |                        | -        | -                |                   | -        | -                | -                |  |
| 5  | Annual Operating Permit                          | 540                    | -        | 540              | 540               | -        | 540              | -                |  |
| 6  | Environmental Protection Fund                    |                        | -        | -                |                   | -        | -                | -                |  |
| 7  | Other fees and charges                           |                        |          | 0                |                   |          | 0                | 0                |  |
| <b>Zambian Revenue Authority (ZRA)</b>                                 |  | <b>3,990,272</b>       | <b>-</b> | <b>3,990,272</b> | <b>3,990,272</b>  | <b>-</b> | <b>3,990,272</b> | <b>-</b>         |  |
| 8  | Pay-As-You-Earn                                  | 1,726,255              | -        | 1,726,255        | 1,726,255         | -        | 1,726,255        | -                |  |
| 9  | Import VAT                                       | 14,429                 |          | 14,429           | 14,429            |          | 14,429           | -                |  |
| 10   | Mineral Royalty                                  |                        | -        | -                |                   | -        | -                | -                |  |
| 11   | Company Income Tax (Inc. Provisional Tax)        |                        |          | -                |                   |          | -                | -                |  |
| 12   | VAT (Net paid)                                   | 2,235,629              |          | 2,235,629        | 2,235,629         |          | 2,235,629        | -                |  |
| 13   | Import/Customs Duty                              | 8,580                  |          | 8,580            | 8,580             | -        | 8,580            | -                |  |
| 21   | Other taxes                                      | 5,379                  |          | 5,379            | 5,379             | 0        | 5,379            | -                |  |
| <b>Local Councils</b>  |  | <b>16,950</b>          | <b>-</b> | <b>16,950</b>    | <b>-</b>          | <b>-</b> | <b>-</b>         | <b>(16,950)</b>  |  |
| 23   | Annual Business Fees                             | 16,950                 | -        | 16,950           | -                 | -        | -                | (16,950)         |  |
| 24   | Property Rates                                   |                        |          | -                |                   |          | -                | -                |  |
| <b>Ministry of Lands</b>   |  | <b>-</b>               | <b>-</b> | <b>-</b>         | <b>-</b>          | <b>-</b> | <b>-</b>         | <b>-</b>         |  |
| 28   | Preparation fees                                 |                        | -        | -                |                   | -        | -                | -                |  |
| <b>Ministry of Finance and National Planning</b>                       |  | <b>-</b>               | <b>-</b> | <b>-</b>         | <b>-</b>          | <b>-</b> | <b>-</b>         | <b>-</b>         |  |
| 29   | Dividends from Government Shares                 |                        | -        | -                |                   | -        | -                | -                |  |
| 30   | Revenues from GRZ shareholding sale              |                        | -        | -                |                   | -        | -                | -                |  |
| <b>ZCCM- IH</b>  |  | <b>-</b>               | <b>-</b> | <b>-</b>         | <b>-</b>          | <b>-</b> | <b>-</b>         | <b>-</b>         |  |
| 34   | Revenues from ZCCM-IH mining rights transfer     |                        | -        | -                |                   | -        | -                | -                |  |
| <b>Total payments</b>  |  | <b>4,012,182</b>       | <b>-</b> | <b>4,012,182</b> | <b>3,995,232</b>  | <b>-</b> | <b>3,995,232</b> | <b>-16950</b>    |  |
| <b>Social Payments</b>   |  | <b>184,000</b>         | <b>-</b> | <b>184,000</b>   | <b>-</b>          | <b>-</b> | <b>-</b>         | <b>-</b>         |  |
| 35   | Corporate Social Responsibility In kind payments | 84,000                 | -        | 84,000           |                   |          |                  |                  |  |
| 36   | Corporate Social Responsibility cash payments    | 100,000                | -        | 100,000          |                   |          |                  |                  |  |
| <b>Commentary</b>  |  | <b>Note #</b>          |          |                  | <b>Note #</b>     |          |                  |                  |  |
| Payment missed by govt and now added to govt, confirmed by company     |  |                        |          | -                | 2                 |          | -                |                  |  |
| Payments missed by company, confirmed by govt and now added to company |  | 1                      |          | -                |                   |          |                  |                  |  |
| <b>Grand Total</b>   |  |                        |          | -                |                   |          | -                |                  |  |

| Company name:  |  | UNITURTLE INDUSTRIES (ZAMBIA) LIMITED |        |                  | Reporting period: |        | 2014             |                 |   |      |
|--|--|---------------------------------------|--------|------------------|-------------------|--------|------------------|-----------------|---|------|
| N°   | Description of Payment                           | Per Company                           |        |                  | Per Government    |        |                  | Final differenc | s | Note |
|  |  | Original                              | Adjust | Final            | Original          | Adjust | Final            |                 |   |      |
| <b>Ministry of Mines, Energy and Water Development</b>                 |  | <b>1,247</b>                          | -      | <b>1,247</b>     | <b>1,247</b>      | -      | <b>1,247</b>     | -               |   |      |
| 1  | Application Fees                                 |                                       | -      | -                |                   | -      | -                | -               |   |      |
| 2  | Licence Fees                                     |                                       | -      | -                |                   | -      | -                | -               |   |      |
| 3  | Area Charges                                     | 1,247                                 | -      | 1,247            | 1,247             | -      | 1,247            | -               |   |      |
| 7  | Other fees & charges                             |                                       | -      | -                |                   | -      | -                | -               |   |      |
| <b>Zambian Revenue Authority (ZRA)</b>                                 |  | <b>4,074,255</b>                      | -      | <b>4,074,255</b> | <b>4,074,255</b>  | -      | <b>4,074,255</b> | -               |   |      |
| 8  | Pay- As-You-Earn                                 | 327,571                               | -      | 327,571          | 327,571           | -      | 327,571          | -               |   |      |
| 9  | Import VAT                                       | 1,136,857                             | -      | 1,136,857        | 1,136,857         | -      | 1,136,857        | -               |   |      |
| 10   | Mineral Royalty                                  | 46,194                                | -      | 46,194           | 46,194            | -      | 46,194           | -               |   |      |
| 11   | Company Income Tax (Inc. Provisional Tax)        | 679,615                               | -      | 679,615          | 679,615           | -      | 679,615          | -               |   |      |
| 12   | VAT (Net paid)                                   | 1,375,714                             | -      | 1,375,714        | 1,375,714         | -      | 1,375,714        | -               |   |      |
| 13   | Import/Customs Duty                              | 336,625                               | -      | 336,625          | 336,625           | -      | 336,625          | -               |   |      |
| 14   | Withholding Taxes                                | 149,904                               | -      | 149,904          | 149,904           | -      | 149,904          | -               |   |      |
| 15   | Excise Duty                                      |                                       | -      | -                |                   | -      | -                | -               |   |      |
| 20   | Export Levy                                      |                                       | -      | -                |                   | -      | -                | -               |   |      |
| 21   | Other taxes (ZRA)                                | 21,775                                | -      | 21,775           | 21,775            | -      | 21,775           | -               |   |      |
| <b>Local Councils</b>  |  | -                                     | -      | -                | -                 | -      | -                | -               |   |      |
| 23   | Annual Business Fees                             |                                       | -      | -                |                   | -      | -                | -               |   |      |
| 24   | Property Rates                                   |                                       | -      | -                |                   | -      | -                | -               |   |      |
| <b>Ministry of Lands</b>   |  | -                                     | -      | -                | -                 | -      | -                | -               |   |      |
| <b>Ministry of Finance and National Planning</b>                       |  | -                                     | -      | -                | -                 | -      | -                | -               |   |      |
| 29   | Dividends from Government Shares                 |                                       | -      | -                |                   | -      | -                | -               |   |      |
| 30   | Revenues from GRZ shareholding sale              |                                       | -      | -                |                   | -      | -                | -               |   |      |
| <b>ZCCM- IH</b>  |  | -                                     | -      | -                | -                 | -      | -                | -               |   |      |
| 34   | Revenues from ZCCM-IH mining rights transfer     |                                       | -      | -                |                   | -      | -                | -               |   |      |
| <b>Total payments</b>  |  | <b>4,075,502</b>                      | -      | <b>4,075,502</b> | <b>4,075,502</b>  | -      | <b>4,075,502</b> | -               |   |      |
| <b>Social Payments</b>   |  | -                                     | -      | -                | -                 | -      | -                | -               |   |      |
| 35   | Corporate Social Responsibility In kind payments |                                       | -      | -                |                   | -      | -                | -               |   |      |
| <b>Commentary</b>  |  | <b>Note #</b>                         |        |                  | <b>Note #</b>     |        |                  |                 |   |      |
| Payment missed by govt and now added to govt, confirmed by company     |  |                                       | -      | -                |                   | -      | -                | -               |   |      |
| Payments missed by company, confirmed by govt and now added to company |  | 1                                     | -      | -                |                   | -      | -                | -               |   |      |
| <b>Grand Total</b>   |  |                                       | -      | -                |                   | -      | -                | -               |   |      |

| Company name:  |  | UNIVERSAL MINING AND CHEMICAL INDUSTRIES LIMITED* |                |                   | Reporting period: |               |                   | 2014             |       |
|--|--|---|----------------|-------------------|-------------------|---------------|-------------------|------------------|-------|
| N°   | Description of Payment                           | Per Company                                       |                |                   | Per Government    |               |                   | Final difference | Notes |
|  |  | Original  | Adjust         | Final             | Original          | Adjust        | Final             |                  |       |
| <b>Ministry of Mines, Energy and Water Development</b>                 |  | <b>16,800</b>                                     | <b>209,273</b> | <b>226,073</b>    | <b>209,273</b>    | <b>16,800</b> | <b>226,073</b>    | -                |       |
| 1  | Application Fees                                 |   | -              | -                 |                   | -             | -                 | -                |       |
| 2  | Licence Fees                                     | 16,800  | -              | 16,800            |                   | 16,800        | 16,800            | -                | 2     |
| 3  | Area Charges                                     | -   | 208,923        | 208,923           | 208,923           | -             | 208,923           | -                | 1     |
| 4  | Valuation Fees                                   | -   | 350            | 350               | 350               | -             | 350               | -                | 1     |
| 7  | Other fees & charges                             | -   | -              | -                 | -                 | -             | -                 | -                |       |
| <b>Zambian Revenue Authority (ZRA)</b>                                 |  | <b>23,516,023</b>                                 | <b>-</b>       | <b>23,516,023</b> | <b>23,516,023</b> | <b>-</b>      | <b>23,516,023</b> | -                |       |
| 8  | Pay-As-You-Earn                                  | 2,823,308   | -              | 2,823,308         | 2,823,308         | -             | 2,823,308         | -                |       |
| 9  | Import VAT                                       | 6,408,968   | -              | 6,408,968         | 6,408,968         | -             | 6,408,968         | -                |       |
| 10   | Mineral Royalty                                  | -   | -              | -                 | -                 | -             | -                 | -                |       |
| 12   | VAT (Net paid)                                   | 4,125,017   | -              | 4,125,017         | 4,125,017         | -             | 4,125,017         | -                |       |
| 13   | Import/Customs Duty                              | 10,063,956  | -              | 10,063,956        | 10,063,956        | -             | 10,063,956        | -                |       |
| 14   | Withholding Taxes                                | 94,774  | -              | 94,774            | 94,774            | -             | 94,774            | -                |       |
| 15   | Excise Duty                                      | -   | -              | -                 | -                 | -             | -                 | -                |       |
| 21   | Other taxes (ZRA)                                | -   | -              | -                 | -                 | -             | -                 | -                |       |
| <b>Local Councils</b>  |  | <b>-</b>  | <b>-</b>       | <b>-</b>          | <b>-</b>          | <b>-</b>      | <b>-</b>          | <b>-</b>         |       |
| 23   | Annual Business Fees                             | -   | -              | -                 | -                 | -             | -                 | -                |       |
| 24   | Property Rates                                   | -   | -              | -                 | -                 | -             | -                 | -                |       |
| <b>Ministry of Lands</b>   |  | <b>61,167</b>                                     | <b>-</b>       | <b>61,167</b>     | <b>61,167</b>     | <b>-</b>      | <b>61,167</b>     | <b>-</b>         |       |
| 25   | Ground Rent                                      | 61,167  | -              | 61,167            | 61,167            | -             | 61,167            | -                |       |
| <b>Ministry of Finance and National Planning</b>                       |  | <b>-</b>  | <b>-</b>       | <b>-</b>          | <b>-</b>          | <b>-</b>      | <b>-</b>          | <b>-</b>         |       |
| 29   | Dividends from Government Shares                 | -   | -              | -                 | -                 | -             | -                 | -                |       |
| 30   | Revenues from GRZ shareholding sale              | -   | -              | -                 | -                 | -             | -                 | -                |       |
| <b>ZCCM- IH</b>  |  | <b>-</b>  | <b>-</b>       | <b>-</b>          | <b>-</b>          | <b>-</b>      | <b>-</b>          | <b>-</b>         |       |
| 34   | Revenues from ZCCM-IH mining rights transfer     | -   | -              | -                 | -                 | -             | -                 | -                |       |
| <b>Total payments</b>  |  | <b>23,593,990</b>                                 | <b>209,273</b> | <b>23,803,263</b> | <b>23,786,463</b> | <b>16,800</b> | <b>23,803,263</b> | <b>-</b>         |       |
| <b>Social Payments</b>   |  | <b>-</b>  | <b>-</b>       | <b>-</b>          | <b>-</b>          | <b>-</b>      | <b>-</b>          | <b>-</b>         |       |
| 35   | Corporate Social Responsibility In kind payments | -   | -              | -                 | -                 | -             | -                 | -                |       |
| <b>Commentary</b>  |  | <b>Note #</b>                                     |                |                   | <b>Note #</b>     |               |                   |                  |       |
| Payment missed by govt and now added to govt, confirmed by company     |  | 2   |                |                   | 16,800            |               |                   |                  |       |
| Payments missed by company, confirmed by govt and now added to company |  | 1   |                |                   | 209,273           |               |                   |                  |       |
| <b>Grand Total</b>   |  | <b>209,273</b>                                    |                |                   | <b>16,800</b>     |               |                   |                  |       |



| Company name:  |  | VALE ZAMBIA LIMITED |        |                  | Reporting period: |        |                  | 2014          |
|--|--|---------------------|--------|------------------|-------------------|--------|------------------|---------------|
| N°   | Description of Payment                           | Per Company         |        |                  | Per Government    |        |                  | Final differe |
|  |  | Original            | Adjust | Final            | Original          | Adjust | Final            |               |
| <b>Ministry of Mines, Energy and Water Development</b> |  | <b>287,236</b>      | -      | <b>287,236</b>   | <b>287,236</b>    | -      | <b>287,236</b>   | -             |
| 1  | Application Fees                                 | 32,400              | -      | 32,400           | 32,400            | -      | 32,400           | -             |
| 2  | Licence Fees                                     |                     | -      | -                |                   | -      | -                | -             |
| 3  | Area Charges                                     | 252,911             | -      | 252,911          | 252,911           | -      | 252,911          | -             |
| 4  | Valuation Fees                                   | 1,925               | -      | 1,925            | 1,925             | -      | 1,925            | -             |
| 5  | Annual Operating Permit                          |                     | -      | -                |                   | -      | -                | -             |
| 6  | Environmental Protection Fund                    |                     | -      | -                |                   | -      | -                | -             |
| 7  | Other fees & charges                             |                     | -      | -                |                   | -      | -                | -             |
| <b>Zambian Revenue Authority (ZRA)</b>                 |  | <b>7,065,498</b>    | -      | <b>7,065,498</b> | <b>7,065,498</b>  | -      | <b>7,065,498</b> | -             |
| 8  | Pay- As-You-Earn                                 | 5,344,563           | -      | 5,344,563        | 5,344,563         | -      | 5,344,563        | -             |
| 9  | Import VAT                                       | 17,311              | -      | 17,311           | 17,311            | -      | 17,311           | -             |
| 10   | Mineral Royalty                                  |                     | -      | -                |                   | -      | -                | -             |
| 11   | Company Income Tax (Inc. Provisional Tax)        |                     | -      | -                |                   | -      | -                | -             |
| 12   | VAT (Net paid)                                   | 485,105             | -      | 485,105          | 485,105           | -      | 485,105          | -             |
| 13   | Import/Customs Duty                              | 5,413               | -      | 5,413            | 5,413             | -      | 5,413            | -             |
| 14   | Withholding Taxes                                | 1,187,541           | -      | 1,187,541        | 1,187,541         | -      | 1,187,541        | -             |
| 15   | Excise Duty                                      |                     | -      | -                |                   | -      | -                | -             |
| 16   | Property Transfer Tax                            | 25,000              | -      | 25,000           | 25,000            | -      | 25,000           | -             |
| 21   | Othertaxes(ZRA)                                  | 565                 | -      | 565              | 565               | -      | 565              | -             |
| <b>Local Councils</b>                                  |  | -                   | -      | -                | -                 | -      | -                | -             |
| 23   | Annual Business Fees                             |                     | -      | -                |                   | -      | -                | -             |
| 24   | Property Rates                                   |                     | -      | -                |                   | -      | -                | -             |
| <b>Ministry of Lands</b>                               |  | -                   | -      | -                | -                 | -      | -                | -             |
| 28   | Preparation fees                                 |                     | -      | -                |                   | -      | -                | -             |
| <b>Ministry of Finance and National Planning</b>       |  | -                   | -      | -                | -                 | -      | -                | -             |
| 29   | Dividends from Government Shares                 |                     | -      | -                |                   | -      | -                | -             |
| 30   | Revenues from GRZ shareholding sale              |                     | -      | -                |                   | -      | -                | -             |
| <b>ZCCM- IH</b>  |  | -                   | -      | -                | -                 | -      | -                | -             |
| 34   | Revenues from ZCCM-IH mining rights transfer     |                     | -      | -                |                   | -      | -                | -             |
| <b>Total payments</b>                                  |  | <b>7,352,734</b>    | -      | <b>7,352,734</b> | <b>7,352,734</b>  | -      | <b>7,352,734</b> | -             |
| <b>Social Payments</b>                                 |  | -                   | -      | -                | -                 | -      | -                | -             |
| 35   | Corporate Social Responsibility In kind payments |                     | -      | -                |                   | -      | -                | -             |
| 36   | Corporate Social Responsibility cash payments    |                     | -      | -                |                   | -      | -                | -             |

|  |  | Company name: ZAMBEZI PORTLAND CEMENT LIMITED* |        |       | Reporting period: 2014 |        |            |                  |       |
|--|--|--|--------|-------|------------------------|--------|------------|------------------|-------|
| N°   | Description of Payment                           | Per Company                                    |        |       | Per Government         |        |            | Final difference | Notes |
|  |  | Original                                       | Adjust | Final | Original               | Adjust | Final      |                  |       |
| <b>Ministry of Mines, Energy and Water Development</b>                 |  | -  | -      | -     | 356,304                | -      | 356,304    | 270              |       |
| 1  | Application Fees                                 |  | -      | -     |                        | -      | -          | -                |       |
| 4  | Valuation Fees                                   |  | -      | -     |                        | -      | -          | -                |       |
| 5  | Annual Operating Permit                          |  | -      | -     | 270                    | -      | 270        | 270              |       |
| 6  | Environmental Protection Fund                    |  | -      | -     |                        | -      | -          | -                |       |
| 7  | Other fees & charges                             |  | -      | -     | 356,034                | -      | 356,034    |                  |       |
| <b>Zambian Revenue Authority (ZRA)</b>                                 |  | -  | -      | -     | 65,874,274             | -      | 65,874,274 | 65,874,274       |       |
| 8  | Pay-As-You-Earn                                  |  | -      | -     | 13,071,231             | -      | 13,071,231 | 13,071,231       |       |
| 9  | Import VAT                                       |  | -      | -     | 2,977,929              | -      | 2,977,929  | 2,977,929        |       |
| 10   | Mineral Royalty                                  |  | -      | -     | 981,540                | -      | 981,540    | 981,540          |       |
| 11   | Company Income Tax (Inc. Provisional Tax)        |  | -      | -     | 207,747                | -      | 207,747    | 207,747          |       |
| 12   | VAT (Net paid)                                   |  | -      | -     | 47,173,887             | -      | 47,173,887 | 47,173,887       |       |
| 13   | Import/Customs Duty                              |  | -      | -     | 1,359,150              | -      | 1,359,150  | 1,359,150        |       |
| 14   | Withholding Taxes                                |  | -      | -     | 6,852                  | -      | 6,852      | 6,852            |       |
| 20   | Export Levy                                      |  | -      | -     |                        | -      | -          | -                |       |
| 21   | Other taxes (ZRA)                                |  | -      | -     | 95,938                 | -      | 95,938     | 95,938           |       |
| <b>Local Councils</b>  |  | -  | -      | -     | 766,218                | -      | 766,218    | 766,218          |       |
| 23   | Annual Business Fees                             |  | -      | -     | 14,335                 | -      | 14,335     | 14,335           |       |
| 24   | Property Rates                                   |  | -      | -     | 751,883                | -      | 751,883    | 751,883          |       |
| <b>Ministry of Lands</b>   |  | -  | -      | -     | -                      | -      | -          | -                |       |
| <b>Ministry of Finance and National Planning</b>                       |  | -  | -      | -     | -                      | -      | -          | -                |       |
| 29   | Dividends from Government Shares                 |  | -      | -     |                        | -      | -          | -                |       |
| 30   | Revenues from GRZ shareholding sale              |  | -      | -     |                        | -      | -          | -                |       |
| <b>ZCCM- IH</b>  |  | -  | -      | -     | -                      | -      | -          | -                |       |
| 34   | Revenues from ZCCM-IH mining rights transfer     |  | -      | -     |                        | -      | -          | -                |       |
| <b>Total payments</b>  |  | -  | -      | -     | 66,996,795             | -      | 66,996,795 | 66,640,761       |       |
| <b>Social Payments</b>   |  | -  | -      | -     | -                      | -      | -          | -                |       |
| 35   | Corporate Social Responsibility In kind payments |  | -      | -     |                        | -      | -          | -                |       |
| <b>Commentary</b>  |  | <b>Note #</b>                                  |        |       | <b>Note #</b>          |        |            |                  |       |
| Payment missed by govt and now added to govt, confirmed by company     |  |  | -      | -     |                        | -      | -          |                  |       |
| Payments missed by company, confirmed by govt and now added to company |  | 1  | -      | -     |                        | -      | -          |                  |       |
| <b>Grand Total</b>   |  |  | -      | -     |                        | -      | -          |                  |       |

| Company name:  |  | ZAMBIAN NONFERROUS METALS EXPLORATION & CON CO LTD* |                  |                   | Reporting period: |                |                   | 2014             |       |
|--|--|---|------------------|-------------------|-------------------|----------------|-------------------|------------------|-------|
| N°   | Description of Payment                           | Per Company   |                  |                   | Per Government    |                |                   | Final difference | Notes |
|  |  | Original  | Adjust           | Final             | Original          | Adjust         | Final             |                  |       |
| <b>Ministry of Mines, Energy and Water Development</b>                 |  |   |                  |                   |                   |                |                   |                  |       |
| 1  | Application Fees                                 | -   | -                | -                 | -                 | -              | -                 | -                |       |
| 6  | Environmental Protection Fund                    | -   | -                | -                 | -                 | -              | -                 | -                |       |
| 7  | Other fees & charges-ERB                         | 0   | -                | 0                 | 0                 | -              | 0                 | -                |       |
| <b>Zambian Revenue Authority (ZRA)</b>                                 |  |   |                  |                   |                   |                |                   |                  |       |
|  |  | <b>8,964,082</b>                                    | <b>1,541,936</b> | <b>10,506,018</b> | <b>10,210,675</b> | <b>295,343</b> | <b>10,506,018</b> | <b>(0)</b>       |       |
| 8  | Pay-As-You-Earn                                  | 16,972  | 1,007            | 17,979            | 17,979            | -              | 17,979            | 0                | 1     |
| 9  | Import VAT                                       | 1,770,355   | 169,001          | 1,939,356         | 1,939,356         | -              | 1,939,356         | -                |       |
| 10   | Mineral Royalty                                  | -   | -                | -                 | -                 | -              | -                 | -                |       |
| 11   | Company Income Tax (Inc. Provisional Tax)        | 2,037,750   | 800,000          | 2,837,750         | 2,837,750         | -              | 2,837,750         | 0                | 1     |
| 12   | VAT (Net paid)                                   | 3,969,606   | 569,148          | 4,538,754         | 4,538,754         | -              | 4,538,754         | (0)              | 1     |
| 13   | Import/Customs Duty                              | 1,169,399   | -                | 1,169,399         | 874,056           | 295,343        | 1,169,399         | (0)              | 2     |
| 14   | Withholding Taxes                                | -   | -                | -                 | -                 | -              | -                 | -                |       |
| 15   | Excise Duty                                      | -   | -                | -                 | -                 | -              | -                 | -                |       |
| 16   | Property Transfer Tax                            | -   | 50               | 50                | 50                | -              | 50                | -                | 1     |
| 20   | Export Levy                                      | -   | -                | -                 | -                 | -              | -                 | -                |       |
| 21   | Other taxes (ZRA)                                | -   | 2,730            | 2,730             | 2,730             | -              | 2,730             | -                | 1     |
| <b>Local Councils</b>  |  |   |                  |                   |                   |                |                   |                  |       |
| 23   | Annual Business Fees                             | -   | -                | -                 | -                 | -              | -                 | -                |       |
| 24   | Property Rates                                   | -   | -                | -                 | -                 | -              | -                 | -                |       |
| <b>Ministry of Lands</b>   |  |   |                  |                   |                   |                |                   |                  |       |
| <b>Ministry of Finance and National Planning</b>                       |  |   |                  |                   |                   |                |                   |                  |       |
| 29   | Dividends from Government Shares                 | -   | -                | -                 | -                 | -              | -                 | -                |       |
| 30   | Revenues from GRZ shareholding sale              | -   | -                | -                 | -                 | -              | -                 | -                |       |
| <b>ZCCM- IH</b>  |  |   |                  |                   |                   |                |                   |                  |       |
| 34   | Revenues from ZCCM-IH mining rights transfer     | -   | -                | -                 | -                 | -              | -                 | -                |       |
| <b>Total payments</b>  |  | <b>8,964,082</b>                                    | <b>1,541,936</b> | <b>10,506,018</b> | <b>10,210,675</b> | <b>295,343</b> | <b>10,506,018</b> | <b>(0)</b>       |       |
| <b>Social Payments</b>   |  |   |                  |                   |                   |                |                   |                  |       |
| 35   | Corporate Social Responsibility In kind payments | -   | -                | -                 | -                 | -              | -                 | -                |       |
| <b>Commentary</b>  |  | <b>Note #</b>                                       |                  |                   | <b>Note #</b>     |                |                   |                  |       |
| Payments missed by company, confirmed by govt and now added to company |  | 1   |                  |                   | 2                 |                |                   | 295,343          |       |
| <b>Grand Total</b>   |  | <b>1,541,936</b>                                    |                  |                   |                   |                |                   |                  |       |

| Company name:  |  | ZCCM INVESTMENTS HOLDINGS PLC* |                  |                   | Reporting period: |                |                   | 2014               |       |
|--|--|--------------------------------|------------------|-------------------|-------------------|----------------|-------------------|--------------------|-------|
| N°   | Description of Payment                           | Per Company                    |                  |                   | Per Government    |                |                   | Final difference   | Notes |
|  |  | Original                       | Adjust           | Final             | Original          | Adjust         | Final             |                    |       |
| <b>Ministry of Mines, Energy and Water Development</b>                 |  | <b>131,915</b>                 | <b>264,266</b>   | <b>396,181</b>    | <b>264,266</b>    | <b>131,915</b> | <b>396,181</b>    | <b>0</b>           |       |
| 1  | Application Fees                                 |                                | 76,800           | 76,800            | 76,800            | -              | 76,800            | -                  | 1     |
| 2  | Licence Fees                                     | 116,914                        | -                | 116,914           |                   | 116,914        | 116,914           | -                  | 2     |
| 3  | Area Charges                                     | -                              | 187,466          | 187,466           | 187,466           |                | 187,466           | -                  | 1     |
| 4  | Valuation Fees                                   | 5,000                          | -                | 5,000             |                   | 5,000          | 5,000             | -                  | 2     |
| 5  | Annual Operating Permit                          |                                | -                | -                 |                   | -              | -                 | -                  |       |
| 6  | Environmental Protection Fund                    | 10,001                         | -                | 10,001            | -                 | 10,001         | 10,001            | 0                  | 2     |
| 7  | Other fees & charges                             |                                | -                | -                 |                   | -              | -                 | -                  |       |
| <b>Zambian Revenue Authority (ZRA)</b>                                 |  | <b>10,738,453</b>              | <b>1,158,847</b> | <b>11,897,300</b> | <b>8,038,581</b>  | <b>41,838</b>  | <b>8,080,419</b>  | <b>(3,816,881)</b> |       |
| 8  | Pay-As-You-Earn                                  | 6,086,844                      | 1,135,634        | 7,222,478         | 7,222,478         |                | 7,222,478         | (0)                |       |
| 9  | Import VAT                                       |                                | -                | -                 |                   | -              | -                 | -                  |       |
| 10   | Mineral Royalty                                  |                                | -                | -                 |                   | -              | -                 | -                  |       |
| 11   | Company Income Tax (Inc. Provisional Tax)        | 4,609,605                      |                  | 4,609,605         | 792,724           |                | 792,724           | (3,816,881)        |       |
| 16   | Property Transfer Tax                            |                                | 23,000           | 23,000            | 23,000            | -              | 23,000            | -                  | 1     |
| 19   | Advance Income Tax                               |                                | 213              | 213               | 213               | -              | 213               | -                  | 1     |
| 20   | Export Levy                                      |                                | -                | -                 |                   | -              | -                 | -                  |       |
| 21   | Other Taxes (ZRA)                                | 42,004                         |                  | 42,004            | 166               | 41,838         | 42,004            | 0                  | 2     |
| <b>Local Councils</b>  |  | <b>73,246</b>                  | <b>-</b>         | <b>73,246</b>     | <b>27,167</b>     | <b>46,079</b>  | <b>73,246</b>     | <b>(0)</b>         |       |
| 23   | Annual Business Fees                             |                                | -                | -                 |                   | -              | -                 | -                  |       |
| 24   | Property Rates                                   | 73,246                         |                  | 73,246            | 27,167            | 46,079         | 73,246            | (0)                | 2     |
| <b>Ministry of Lands</b>   |  | <b>-</b>                       | <b>2,003,971</b> | <b>2,003,971</b>  | <b>2,003,971</b>  | <b>-</b>       | <b>2,003,971</b>  | <b>-</b>           |       |
| 25   | Ground Rent                                      |                                | 2,001,149        | 2,001,149         | 2,001,149         | -              | 2,001,149         | -                  | 1     |
| 26   | Consideration Fees                               |                                | 899              | 899               | 899               | -              | 899               | -                  | 1     |
| 27   | Registration Fees                                |                                | 1,024            | 1,024             | 1,024             | -              | 1,024             | -                  | 1     |
| 28   | Preparation fees                                 |                                | 899              | 899               | 899               | -              | 899               | -                  | 1     |
| <b>Ministry of Finance and National Planning</b>                       |  | <b>-</b>                       | <b>-</b>         | <b>-</b>          | <b>-</b>          | <b>-</b>       | <b>-</b>          | <b>-</b>           |       |
| <b>ZCCM-IH</b>   |  | <b>-</b>                       | <b>-</b>         | <b>-</b>          | <b>-</b>          | <b>-</b>       | <b>-</b>          | <b>-</b>           |       |
| 34   | Revenues from ZCCM-IH mining rights transfer     |                                | -                | -                 |                   | -              | -                 | -                  |       |
| <b>Total payments</b>  |  | <b>10,943,615</b>              | <b>3,427,084</b> | <b>14,370,699</b> | <b>10,333,985</b> | <b>219,832</b> | <b>10,553,817</b> | <b>(3,816,882)</b> |       |
| <b>Social Payments</b>   |  | <b>60,000</b>                  | <b>-</b>         | <b>60,000</b>     | <b>-</b>          | <b>-</b>       | <b>-</b>          | <b>-</b>           |       |
| 35   | Corporate Social Responsibility In kind payments |                                | -                | -                 |                   | -              | -                 | -                  |       |
| 36   | Corporate Social Responsibility cash payments    | 60,000                         | -                | 60,000            |                   | -              | -                 | -                  |       |
| <b>Commentary</b>  |  | <b>Note #</b>                  |                  |                   | <b>Note #</b>     |                |                   |                    |       |
| Payment missed by govt and now added to govt, confirmed by company     |  |                                |                  | -                 | 2                 | 219,832        |                   |                    |       |
| Payments missed by company, confirmed by govt and now added to company |  | 1                              | 3,427,084        |                   |                   |                |                   |                    |       |
| <b>Grand Total</b>   |  |                                | <b>3,427,084</b> |                   |                   | <b>219,832</b> |                   |                    |       |

### 5.3 Payment reconciliation between mining companies and ZCCM-IH

We present below detailed results of our reconciliation exercise between Dividends paid by extractive companies and those received by ZCCM-IH. We have highlighted the amounts

| No. | Company                  | Templates originally lodged |                   |                      | Adjustments       |                    | Final amounts      |                    |            |
|-----|--------------------------|-----------------------------|-------------------|----------------------|-------------------|--------------------|--------------------|--------------------|------------|
|     |                          | Company                     | ZCCM-IH           | Difference           | Company           | ZCCM-IH            | Company            | ZCCM-IH            | Difference |
| 1   | KANSANSHI MINING PLC     | 710,783,760                 | 22,902,480        | (687,881,280)        | -                 | 687,881,280        | 710,783,760        | 710,783,760        | -          |
| 2   | CHIBULUMA MINES PLC      | -                           | 10,158,383        | 10,158,383           | 10,158,383        | -                  | 10,158,383         | 10,158,383         | -          |
| 3   | KONKOLA COPPER MINES PLC | 16,545,000                  | 16,545,000        | -                    | -                 | -                  | 16,545,000         | 16,545,000         | -          |
| 4   | NFC AFRICA MINING PLC    | -                           | -                 | -                    | 9,582,708         | 9,582,708          | 9,582,708          | 9,582,708          | -          |
|     | <b>Total</b>             | <b>727,328,760</b>          | <b>49,605,863</b> | <b>(677,722,897)</b> | <b>19,741,091</b> | <b>697,463,988</b> | <b>747,069,851</b> | <b>747,069,851</b> | <b>-</b>   |

The adjustments were carried out on the basis of confirmations from extractive companies and Government Entities and were supported by adequate evidence.

We present below details of dividends and other investment paid to ZCCM in the currency of payment:

| Company                  | Revenue stream | Amounts received in ZMW | Amounts received in USD | Amounts received in USD converted to ZMW | Total              |
|--------------------------|----------------|-------------------------|-------------------------|--|--------------------|
| KANSANSHI MINING PLC     | Dividends      | -                       | 103,600,000             | 710,783,760                              | 710,783,760        |
| CHIBULUMA MINES PLC      | Dividends      | 5,497,058               | 750,000                 | 4,661,325                                | 10,158,383         |
| KONKOLA COPPER MINES PLC | Dividends      | 16,545,000              | -                       | -  | 16,545,000         |
| NFC AFRICA MINING PLC    | Dividends      | -                       | 1,499,970               | 9,582,708                                | 9,582,708          |
| <b>Total</b>             |                | <b>22,042,058</b>       | <b>105,849,970</b>      | <b>725,027,793</b>                       | <b>747,069,851</b> |

## 6. CONTEXTUAL INFORMATION ON THE EXTRACTIVE INDUSTRY

### 6.1 Oil and Gas Sector

#### 6.1.1 Oil and gas sector review

Zambia is richly endowed with mineral resources and is one of the largest producer and exporter of copper in Africa. However it has also been increasingly engaged in a quest for its petroleum reserves. Zambia started embracing this vision in the early 1970's as a result of the rise in price of crude oil on the international markets, the dwindling revenue from the country's copper exports.

Historically, the country has had two major exploration programmes by Mobil and Placid Oil undertaken between 1986 and 1991 within the Luangwa Rift Valley, one was terminated before intersecting the most favourable reservoir horizons. Considerable thicknesses of littoral and continental sediments underlain by carbonaceous rocks with oil generating potential are present within the Karoo-age graben of both the Luangwa and Mid-Zambezi Valleys. Recent exploration work for petroleum covering parts of North-Western, Western and Eastern Provinces of Zambia, using the Microbial Prospecting for Oil and Gas technique, indicated that the Okavango and North Luangwa basins have potential for oil and gas. In 2013 the Government tendered the oil blocks for oil and gas prospecting by the private sector.

#### 6.1.2 Legal Framework

The fundamental law governing upstream activities is the Petroleum (exploration and production) Act of 2008. The key regulators include the Minister for Mines, the Petroleum Committee, the Petroleum Technical Committee and the Hydrocarbon Unit. The main regulator is the Minister of Mines and Mineral Development, who is also the issuing authority of all petroleum rights under the Act. Despite wielding considerable power, the Minister of Mines and Mineral Development cannot act without coordinated input from other regulators. For instance, the Minister may not approve the grant or renewal of petroleum rights without first referring the matter to the Technical Committee for scrutiny. Similarly, the Technical Committee is tasked with making recommendations to the Petroleum Committee. Without the approval of the Petroleum Committee, the Minister may not act.

#### 6.1.3 Fiscal Regime

The Zambian government obtains revenue from exploration companies operating in the gas and oil industry through taxation.

Taxation in Zambia is governed by the Income Tax Act, Customs and Excise Act<sup>9</sup>, the Property Transfer Tax Act and the Value Added Tax Act and other related legislation. Under the Income Tax Act, corporate tax on companies holding petroleum development and production licences is charged at 35% per annum. In addition, 15% withholding tax is charged on rentals, bank interest, dividends, and management and consultancy fees.

Fees and rentals for the oil and gas sector are also collected and include:

1. fees for inspection of the register;
2. application fees for the petroleum exploration licence and its renewal;
3. application fee for a development and production licence;
4. annual licence fee (production);
5. annual licence fee (exploration); and
6. Surface rentals.

The Zambian petroleum regime is structured as a royalty/tax or 'concession' system rather than as a production sharing regime, with the rights and obligations of licensees governed principally by the terms and conditions of the licence, and the legislation listed above.

<sup>9</sup> Customs and Excise Act of 2015

#### 6.1.4 Field Developing Extraction Activities - Licensing Rounds

In May 2013, the Government of the Republic of Zambia through the Ministry of Mines and Minerals Development in accordance with Section 9 of the Petroleum (Exploration and Production) Act No.10 of 2008, invited bids for the Petroleum (Oil and Gas) Exploration Licences in thirty-one (31) blocks, in Luapula, Northern, North Western, Western, Eastern and Southern Provinces of Zambia.

The tendering process was formulated by the Petroleum Technical Committee with guidance from the Ministry of Justice and Zambia Public Procurement Authority. This Committee was constituted under section 91(1) of the Petroleum (Exploration and Production) Act 2008 of the laws of Zambia.

According to the evaluation report, the call for bidding of the Petroleum Exploration Licences for Thirty-one (31) was made on 2nd May 2013 in Daily Mail and 6th May 2013 in Times of Zambia local print media. Twenty seven (27) bids were received from thirteen (13) companies by the closing date of 28th June. The evaluators, members of the Petroleum Technical Committee scored each bidder for each particular Oil Block bided for. The average score per Oil Block was obtained. The highest scorer was recommended for awarding.

The committee recommended the companies in the table below to be awarded the respective Oil Blocks:

| Petroleum Companies | Blocks Awarded |
|---------------------|----------------|
| Troisade            | 8              |
| Swala Energy        | 44             |
| Bowleven Oil & Gas  | 25             |
| Sogecoa (Z) Ltd     | 39 - 43        |
| Bowleven Oil & Gas  | 28             |
| Surestream          | 42             |
| Bowleven Oil & Gas  | 29             |
| Rift Petroleum      | 40 - 41        |

In 2014 only Swala Energy (Zambia) Limited was allocated block 44. No other major activities took place in the sector in 2014.

#### 6.1.5 Overview of Licensees in the Oil and Gas Sector

According to the Ministry of Mines Energy and Water Development (MMMD), through the Geological Survey Department, to date seventeen (17) companies were awarded 26 Oil and Gas Exploration Blocks. These companies are presented in the table below:

| Petroleum Companies           | Blocks         |
|-------------------------------|----------------|
| Barotse Petroleum Company Ltd | 20 – 21        |
| Exile Resources Inc.          | 26             |
| Metprosol / Frontier          | 34             |
| Petrodel Resources Limited    | 17             |
| MAJETU                        | 13             |
| Rapid African Energy Holdings | 31             |
| Terralinna (Z) Limited        | 24 - 38        |
| Mafula Energy Limited         | 32             |
| Gapex Resources Limited       | 7              |
| ZCCM Investment Holdings PLC  | 1 - 4 - 6 - 10 |
| Mineks Zambia International   | 27             |
| Chat Milling                  | 5              |
| Rift Petroleum                | 40 - 41        |

| Petroleum Companies      | Blocks       |
|--------------------------|--------------|
| Troisade Energy          | 8            |
| SOGECO                   | 39 - 43      |
| BOWLEVEN Oil and Gas     | 25 - 28 - 29 |
| SWALA ENERGY (Z) LIMITED | 44           |

## 6.2 Mining Sector

### 6.2.1 Mining Sector Overview

Zambia's mining sector is set to continue the recovery seen over the last decade. The country had declining copper output throughout the 1990s, but a mixture of low taxes, privatisation and high copper prices has seen a substantial boost to investment and output. Zambia's mining sector has been highly amenable to foreign investment since the privatisation of Government controlled Zambia Consolidated Copper Mines (ZCCM) at the end of the 1990s.

Copper and cobalt are the key minerals produced in Zambia. The mining industry engages in the production of gold, emerald and lime. The Copperbelt and North-Western provinces have abundant copper and cobalt deposits and are the main focus of mining activities.

Since 1900, when world copper production was less than 500 thousand tonnes, world copper mine production has grown by 3.2% per year to 18.7 million tonnes in 2014. Preliminary figures indicate that global copper mine production in 2014 reached 18.7 million tonnes. The largest producer of mined copper was Chile (almost 5.8 million tonnes). Zambia was ranked 2<sup>nd</sup> in Africa (D.R Congo taking 1<sup>st</sup> position) and 8<sup>th</sup> largest world copper producer in 2014. Kansanshi Mining Plc, the biggest copper producer in Zambia is ranked 13<sup>th</sup> among the world top 20 copper producers by capacity in 2015. In 2014 Zambia's copper production as reported by the major mines was 709k tonnes which represents 4% of the total global production in 2014. Zambia is also a significant producer of semiprecious gemstones. With several expected expansion plans forthcoming, Zambia is viewed as a key growth area for copper production which is likely to rank the country within the top 5 copper producers globally going forward.<sup>10</sup>

According to the 2014 Mof Annual Economic Report, Copper export earnings at US\$ 7,618.50 million were 10.2% higher than US\$ 6,911.40 million in 2013 due increased export volumes. Copper export volumes rose to 1,143,315.4 mt in 2014 from 976, 305.70 mt in 2013. The realised average copper price, however declined by 6.1% to US\$ 6,646.09 per tonne from US\$ 7,079.11 per tonne in 2013. The decline in copper prices on the international market, driven by slow down in global demand accounted for this outturn.

According to the same report, Cobalt export earnings declined to US\$ 123.9 million in 2014 from US\$137.9 million in 2013 and this was attributed to lower export volumes which fell to 4,562.18 mt in 2014 from 5,880.81 mt in 2013 and realised price of growing by 15.8% to US\$ 27,155.38 per tonne from US\$ 23, 454.51 per tonne in 2013. Also gold export earnings declined by 18.0% to US\$ 152.2 million from US\$ 185.6 million in 2013, on account of lower realised prices and export volumes. The realised gold prices at US\$ 1,069. 31 per ounce were 12. 2% lower than US\$ 1,216.22 recorded in 2013. Gold export volumes declined by 6.6% to 142,609 ounces from 152,631 ounces in 2013.

The Government retains minority interest in most of the large copper projects through its holding company the Zambia Consolidated Copper Mines Investments Holdings Plc (ZCCM-IH). The mining sector is administered by the Ministry of Mines and Mineral Development.

<sup>10</sup> The World Copper Factbook 2015



## 6.2.2 Main Exploration and Prospecting activities

### (i) Copper and Cobalt Mining Prospects

The joint venture of Seringa Mining Ltd and Katanga Resources Ltd. began with the construction of a small heap-leach facility at the Mkushi copper project. In 2012, copper ore was loaded on a small heap-leach pad at the Mkushi copper project and a sulfuric acid leach was started. (RTG Mining Inc., 2013, p. 2–3).

A number of cobalt and copper development and exploration projects in Zambia were ongoing. In 2012, Blackthorn Resources Ltd. of Australia completed a scoping study of the development of the Kitumba prospect as an open pit mine. Blackthorn also completed a drill programme of about 14,000 m at the Mumbwa project, which included 19 holes at the Kitumba prospect and 3 holes at the Kakozhi prospect (Blackthorn Resources Ltd., 2013a, p. 5; 2013b, p. 6).

Caledonia Mining Corporation of Canada completed a 20-hole 10,903-m diamond drill programme on the Nama cobalt and copper prospect in the Chililabombwe/Solwezi District in the north of Zambia. In 2012, Caledonia announced that it had reached an agreement with the Ministry of Mines and Minerals Development to start cobalt mining at Nama, to submit a feasibility study and programme of operations for copper production, and to submit an updated estimate of the Nama project's copper-sulphide mineral reserves and resources by 30 June 2013. Caledonia planned to mine and mill about 30,000 metric tons per month of ore initially, and to produce cobalt oxide concentrate. Caledonia also agreed to begin copper production in early 2015 (Caledonia Mining Corp., 2013, p. 18–19).

### (ii) Manganese Prospects

Manganese ore is produced primarily by small-scale operations near Mansa in Luapula Province and Mkushi in Central Province. Kaboko Mining Ltd. continued exploration at the Emmanuel project, which included the Brunelli prospect, the Chowa Mine prospect, and the Kapumba prospect; the Kanona project; and the Northern Manganese project (formerly the Peco project) near Mansa. The Zamanco Minerals Ltd. of Australia (formerly Atticus Resources Ltd.) completed the acquisition of Zamanco Holdings Ltd. of Mauritius, which held interest in two Zambian companies—Zamanco Minerals Ltd. (100% equity interest) and Zamanone Mining Ltd. (75% interest). In 2013, Zamanco continued work on the Serenje manganese project.

### (iii) Uranium Mining Prospects

In Zambia, uranium deposits are available in various geological environments. Uranium oxide (UO) production in Zambia has been limited to only 120,000 kilogram's, from the Nkana mine from 1957–59. Since then, many companies have carried out explorations, focusing on potential mineralisation in Karoo Age sediments, the Copperbelt and the Domes region of the North Western Province<sup>11</sup>.

In 2011, Denison Mines Zambia Ltd., which is a subsidiary of Denison Mines Corp. of Canada, completed a 9,600-m drill program on the Dimbwe East prospect of the Mutanga project. Mutanga mineral resource estimates as of 12 September 2013 are about 41.4 Mlb U3 O8 in measured, indicated and inferred<sup>12</sup>.

### (iv) Coal Mining Prospects

**Sinazongwe coal project** African Energy Resources Ltd. of Australia reported the occurrence of coal in water wells in the Kariba Valley. In January 2012, African Energy completed a 9-hole 1,691-m diamond drill programme to evaluate the coal occurrence (African Energy Resources Ltd., 2012, p. 6)<sup>13</sup>.

**Re-commissioning of Maamba mine** In 2009, Singapore's Nava Bharat Pte acquired a 65% share in Maamba Collieries — Zambia's largest coal producer. In 2011, Nava Bharat established a plan to start the construction of a 300MW coal-fired power plant in Zambia, to be completed by 2014. The investment for

---

11 Metals in Zambia, Zambia Mining, accessed on 29 May 2012

12 USGS, 2011 Minerals Year Book -Zambia

13 Correction From Source: Denison Files New Technical Report On Mutanga Uranium Project, September 2013

the first phase of the project — a new coal mine and the power plant — was projected to be around US\$750 million. The new mine is expected to produce 360,000 metric tons of coal in its first year of operation, and is expected to reach a maximum output capacity of 2 million metric tons of coal per year.

#### (v) Gold Prospects

**Luri Hill gold project**, Luri Gold Ltd. of Australia completed a scoping study for the development of the Dunrobin prospect and started a scoping study for the development of the Matala prospect. Luri Gold also announced an initial measured resource estimate for the Dunrobin prospect of 978,000 mt of ore at a grade of 2.6 grams per metric ton (g/t) gold and indicated and inferred resources of 1.8 Mt of ore at a grade of 1.9 g/t gold (1 g/t cut-off grade) (Luri Gold Ltd., 2012a, b).

### 6.2.3 Legal Framework

The Ministry of Mines and Mineral Development responsible for enacting legislations for the mining sector in Zambia. The Mines and Minerals Act (1995) enacted by the Zambian government simplified licensing procedures significantly, placed minimum reasonable constraints on prospecting and mining activities and created a favourable investment environment. At the same time, the act allowed international arbitration to be written into development agreements, if deemed necessary.

In 2008, this Act was replaced by the Mines and Minerals Development Act 2008, which ruled that no special agreements should be entered into by the government for the development of large-scale mining licenses and annulled the development agreements concluded under the previous Act.

Mining companies now operate under a common legislative framework regulated primarily by Act No. 7 of 2008 (the Mines and Mineral Development Act of 2008). Uranium exploration and mining are regulated by the Mines and Minerals Development (Prospecting, Mining and Milling of Uranium Ores and Other Radioactive Mineral Ores) Regulations of 2008.

On 22 December 2014, the Act was amended and a new Act, Mines and Minerals Development (Amendment) Act [No. 11 of 2015] introduced effective 14<sup>th</sup> August 2015<sup>14</sup>.

Investment in most types of mineral operations are covered by the Zambia Development Agency Act of 2006, although minerals produced for the construction industry, such as clay, sand, and most types of stone, are excluded. The government policy does not participate in exploration or other mining activities, or in any shareholding activity other than in a regulatory and promotional role. The right to explore or produce minerals is authorized by a license granted under the Mines and Minerals Act.

### 6.2.4 Mining Sector Contribution in the Economy

During 2014, the mining sector remained the country's major productive industry with very high contribution in exports and government revenue but progressively lower contribution in investment, GDP and employments as described below.

#### (i) Foreign Direct Investment (FDI)

According to the information from the Zambia Chamber of Mines Since the early 2000s to date, the mining sector has attracted investment in excess of USD 12.4 billion. Below are the amounts spent on major investment projects from 2000 to date according to information received from the Zambia Chamber of Mines.

| Company         | Mopani     | KCM        | Lubambe      | FQM        | Lumwana  | Kansanshi  | Total investment   |
|-----------------|------------|------------|--------------|------------|----------|------------|--------------------|
| Amount Invested | US\$2.24bn | US\$ 2.9bn | US \$ 0.49bn | US\$2.23bn | US \$2bn | US\$2.54bn | <b>US\$ 12.4bn</b> |

(Source; Zambia Chamber of Mines)

<sup>14</sup> See <http://www.zamlil.org/zm/legislation/act/2014/11>

It is projected that investments in the mining sector will reach approximately USD 15 billion on account of new projects under implementation and/or exploration by the year 2017 if the international metal prices hold above levels recorded in 2013<sup>15</sup>.

Zambia still has an exceptionally high level of macro-economic dependence on mining by international standards. Compared to other countries, mining makes an unusually large contribution to total national investment and to total foreign direct investment. In 2012, FDI into mining accounted for 61.7 % of total FDI<sup>16</sup>. However this contribution declined significantly to 3.4% in 2013. In 2014 the contribution declined further to 1.6%.

The mining sector investments pledges over the past three years are detailed as follow:

|  | 2012<br>(US \$billion) | 2013<br>(US \$billion) | 2014<br>(US \$billion) |
|--|------------------------|------------------------|------------------------|
| <i>Investment pledges from mining sector</i>             | 4.296                  | 0.123                  | 0.078                  |
| <b>Total of Sectors</b>                                  | 6.959                  | 3.588                  | 4.864                  |
| <b>% contribution of mining sector to the investment</b> | <b>61.7%</b>           | <b>3.4%</b>            | <b>1.6%</b>            |

(Source: Bank of Zambia, 2014 Annual Report)

## (ii) Exports

The mining sector accounts on average for almost 77.65% of exports earning over the period 2013-2014 with a large contribution of copper mining which accounts of over 96.5% of the sector exports as shown in the table below:

|                                      | 2013<br>(US \$ billion) | 2014<br>(US \$ billion) | Change<br>(US \$ billion) |
|--------------------------------------|-------------------------|-------------------------|---------------------------|
| <b>Mineral exports</b>               | <b>7.234</b>            | <b>7.895</b>            | <b>0.661</b>              |
| <i>Copper exports</i>                | 6.911                   | 7.619                   | 0.708                     |
| <i>Cobalt exports</i>                | 0.138                   | 0.124                   | (0.014)                   |
| <i>Gold</i>                          | 0.186                   | 0.152                   | (0.034)                   |
| <i>Not traditional exports</i>       | 3.558                   | 2.272                   | (1.286)                   |
| <b>Zambia Exports (f.o.b)</b>        | <b>10.793</b>           | <b>10.167</b>           | <b>(0.626)</b>            |
| <b>Contribution of mining sector</b> | <b>67.03%</b>           | <b>77.65%</b>           |                           |

(Source; MOF, 2014 Annual Economic Report)

Copper export earnings at US\$ 7.619 billion were 10.2% higher than US\$ 6.911 billion in 2013 due increased export volumes. Copper export volumes rose to 1,143,315.4 mt in 2014 from 976, 305.70 mt in 2013 (based on Ministry of Finance Annual Economic Report, 2014).

<sup>15</sup> Zambia Development Agency, Zambia Mining Sector Profile, June 2013

<sup>16</sup> Bank of Zambia 2014 Annual Report

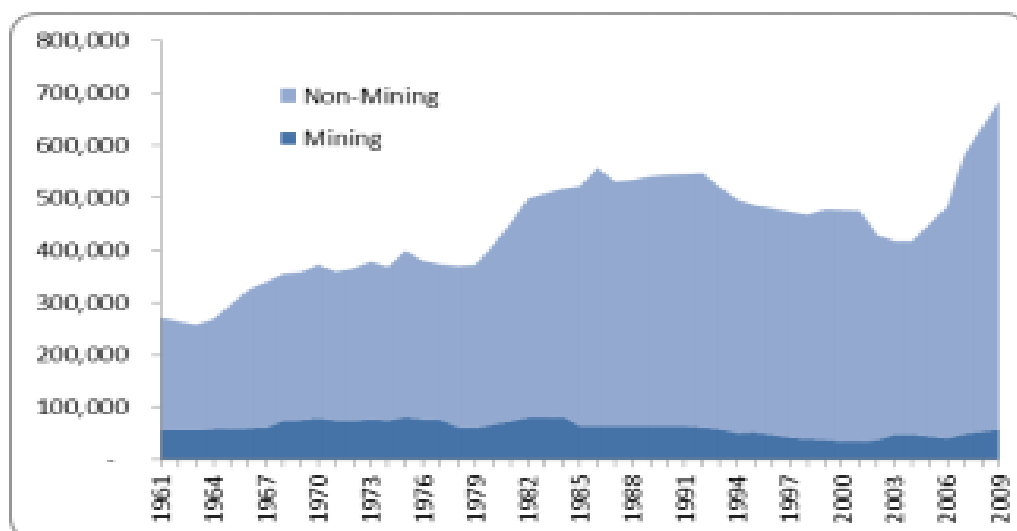
### (i) Government Revenues<sup>17</sup>

From the information of the Zambia Revenue Authority Annual Report for 2014, there has been dismal movement in both ratios (to total tax collections and to GDP) and mining now contributes more than 33% of total government revenue and more than 6% of GDP as seen in the table below;

| Year | GDP         | Total domestic revenues collected (K million) | Total taxes collected (K million) | Revenue from extractive sector (K million) | Extractive sector revenue | Extractive sector revenue | Extractive sector revenue |
|------|-------------|---|-----------------------------------|--|---------------------------|---------------------------|---------------------------|
|      | (K million) |   |                                   |  | % domestic revenues       | % Taxes collected         | % GDP                     |
| 2013 | 125,946     | 24,746  | 23,126                            | 8,205                                      | 33%                       | 35%                       | 7%                        |
| 2014 | 166,480     | 30,576  | 27,631                            | 9,773                                      | 32%                       | 35%                       | 6%                        |

### (ii) Employment

The figure below shows that 22% of the formal Zambian workforce was employed by mining companies in 1964. However, by 2009 (the latest year for which information is available) this dropped to 9%<sup>18</sup>.



Note: Data for 2005 is missing and assumed to be an average of 2004 and 2006 levels

Source: Central Statistical Office

This trend reflects both the expansion of employment in other sectors and fundamental changes within the mining industry. Whereas mining was traditionally a relatively labour intensive industry, modern mining is capital intensive.

The preliminary results of the national Labour Force Survey for 2012 (Central Statistical Office, May 2013) show total formal employment in mining in 2012 of over 90,000, of which 82.5% employed in formal sector. This represents about 1.7% of the labour force, 8.3% of total formal sector jobs and around 25% of total private sector formal jobs in 2012.

<sup>17</sup> ZRA 2014 report

<sup>18</sup> ZIPAR, A Guide to mining taxation in Zambia, June 2013

The information from the Bank of Zambia Annual report regarding pledged investments and jobs in mining is also summarised below and show a very low contribution of the mining sector towards direct employment;

|                                   | 2012                            |        | 2013                            |        | 2014                            |        |
|-----------------------------------|---------------------------------|--------|---------------------------------|--------|---------------------------------|--------|
| Sector                            | Investment pledges US\$ billion | Jobs   | Investment pledges US\$ billion | Jobs   | Investment pledges US\$ billion | Jobs   |
| Mining sector                     | 4.297                           | 5,872  | 0.123                           | 684    | 0.078                           | 1,670  |
| Total all sectors                 | 6.959                           | 29,000 | 3.588                           | 18,546 | 4.864                           | 42,602 |
| Mining percentage of total sector | 61.7%                           | 20.2%  | 3.4%                            | 3.7%   | 1.6%                            | 3.9%   |

(Source; 2014 Bank of Zambia Annual Report)

According to the information obtained from Zambia Chamber of Mines, direct mine employment was about 20,300 employees while the total sector contributed about 147,700 jobs both directly and indirectly in 2014 as shown in the table below.

| Contributions of mining sector to employment in 2014 |                  |                    |                |
|--|------------------|--------------------|----------------|
| Type of Employment                                   | Copper belt Jobs | North-Western Jobs | Total Jobs     |
| Direct employment, mining companies                  | 16,800           | 3,500              | 20,300         |
| Direct employment, contractors                       | 23,800           | 12,100             | 35,900         |
| Indirect employment, service providers               | 1,200            | 2,000              | 3,200          |
| Indirect employment, goods providers                 | 4,200            | -                  | 4,200          |
| Indirect employment, social spending                 | 6,500            | 3,100              | 9,600          |
| Induced employment                                   | 53,000           | 21,500             | 74,500         |
| <b>Total</b>   | <b>105,500</b>   | <b>42,200</b>      | <b>147,700</b> |
| Share of direct employment                           | 16%              | 8%                 | 14%            |

(Source: Zambia Chamber of Mines, 2014)

### 6.2.5 Fiscal Regime

Since the privatisation of Zambia's mining sector, five Tax regimes have been applied:

| Tax regimes  | Key contributions   |
|--|---|
| The Development Agreements (DA) negotiated with individual mines during privatisation (1997 to March 2008) | Agreements were made between the Zambian government and each company that bought the assets of the former national company ZCCM. Each Development Agreement contained a fiscal stability clause.  |
| The "2008 regime" (April 2008 to March 2009)   | The 2008 reforms ruled that no special agreements should be entered into by the government for the development of large-scale mining licenses and annulled the development agreements concluded. A new tax regime with a higher tax burden was introduced by this reform. |
| The "2009 regime" (April 2009 to March 2012)   | In response to the mining companies concerns about the revocation of the Development Agreements, some of the 2008 tax measures were reversed in the 2009 Budget. Details are shown in the table below.  |
| The "2012 regime" (since April 2012)   | Further reforms were made to the mining tax regime in the 2012 Budget. The two main changes for the mining industry were the increase of the mineral royalty rates for copper and   |

| Tax regimes                            | Key contributions  |
|--|--|
|  | cobalt and hedging and operating income were again to be treated separately for income tax purposes.   |
| The "2015 regime" (since January 2015) | The Honourable Alexander B. Chikwanda: Minister of Finance presented the 2015 National Budget on Friday, 10 October 2014 and introduced significant changes to the Mining Fiscal regime in 2015; See details of these changes below. |

The Honourable Alexander B. Chikwanda: Minister of Finance presented the 2015 National Budget on Friday, 10 October 2014 and proposed to introduce significant changes in the Mining Fiscal regime as detailed below; Note that these changes are effective in 2015 and did not have an impact on the taxes paid and reported in this report which is for the year ended 31 December 2014. They will have an impact on the 2015 ZEITI report.

### Changes in corporate income tax in the Mining Sector in 2015

#### i. Mineral royalty introduced as final tax

The Minister proposed to redesign the mining fiscal regime by replacing the current system with a simplified mining tax structure. He had proposed to introduce a mineral royalty of 8% for underground mining operations as a final tax. For open cast mining operations, he proposed to introduce a mineral royalty tax of 20% as a final tax. After several discussions with the mining companies and a six-month standoff with miners over the proposed changes, the final royalties were set at 9% for open cast and underground operations remained at 6% effective July 1, 2015 when they were approved by parliament.

#### ii. Corporate tax on income from tolling

The government introduced a 30% corporate income tax rate on profits earned from tolling.

#### iii. Corporate income tax on profits from processing of purchased mineral ores, concentrates and any other semi-processed minerals

A corporate income tax rate of 30% on profits earned from processing of purchased mineral ores, concentrates and any other semi-processed minerals currently taxed as income from mining operations was introduced.

#### iv. Mineral royalty on industrial minerals

Mineral royalty tax on companies mining industrial minerals was maintained at 6%. This also means that such companies will still be liable to corporate profits tax on the income from their operations.

#### v. Change in the definition of "minerals"

Section 2 of the Income tax act has been amended to align the definition of "minerals" to the definition provided in the Mines and Minerals Development Act No. 7 of 2008 as follows:

*Current definition in the Income Tax Act – "Mineral" includes any valuable crystalline or earthly substance forming part of or found within the earth's surface and produced or deposited there by natural agents, but does not include any clay (other than fire-clay), gravel, sand, stone (other than limestone), or other like substance ordinarily won by the method of surface working known as quarrying".*

*Current definition in the Mines and Minerals Development Act Cap No. 7 of 2008 – "minerals" means any material substance, whether in solid, liquid, or gaseous form, that occurs naturally in or beneath the surface of the earth, but does not include water, petroleum or any substance or thing prescribed by the Minister by regulation.*

The table below shows the various year-on-year tax rates and the changes introduced in 2015

| Category  | Change year    |          |          |
|---|----------------|----------|----------|
|   | 2015           | 2014     | 2013     |
| <b>Corporate tax rate (% of the profit base)</b>  |                |          |          |
| Mining – Base Metals/Gemstones/Precious Metals  | 30%            | 30%      | 30%      |
| Other Mining operations   | 30%            | 30%      | 30%      |
| <b>Mineral royalty rates</b>  |                |          |          |
| Mineral royalty on base metals, precious metals and gemstones - underground mining      | 6%             | 6%       | 6%       |
| Mineral royalty on base metals, precious metals and gemstones - open cast mining        | 9%             | 6%       | 6%       |
| <b>Capital allowances deductions</b>  |                |          |          |
| Mining equipment & related capital expenditure (*claim when asset is brought into use)) | Not applicable | 25%*     | 100%     |
| Commercial motor vehicles & Other plant and machinery                                   | Not applicable | 25%      | 25%      |
| Non commercial motor vehicles   | Not applicable | 20%      | 20%      |
| <b>Carry forward of tax losses</b>  |                |          |          |
| Mining operations   | Not applicable | 10 years | 10 years |
| Prospecting & exploration   | Not applicable | 5 years  | 5 years  |
| <b>Other special incentives</b>   |                |          |          |
| Import duty on certain mining equipment   | Rebate         | Rebate   | Rebate   |
| VAT deferment scheme  | No             | No       | No       |
| <b>Other rates</b>  |                |          |          |
| Withholding tax on dividends  | 0%             | 0%       | 0%       |
| Withholding tax on management fees to non- residents                                    | 20%            | 20%      | 15%      |
| Export duty on Copper & Cobalt concentrates   | 10%            | 10%      | 10%      |
| Export duty on all other unprocessed or semi processed mineral ores                     | 10%            | 10%      | 10%      |
| Thin capitalisation threshold   | 3:1'           | 3:1'     | 3:1'     |
| Taxation of hedging income  | 35%            | 35%      | 35%      |
| Property transfer tax on sale or transfer of mining right                               | 10%            | 10%      | 0%       |
| Transfer pricing rules on interest payments made by mining companies to apply           | Yes            | Yes      | No       |

## 6.2.6 Mining Rights Allocation

### (i) Mining Rights Process

There is a strict requirement that a person shall not prospect for minerals or carry on mining operations or mineral processing operations without the authority of a mining right or mineral processing licence granted under the Mines Act (2008).

The Director of Mines Development Department (MDD) is responsible for granting mineral rights. The act set up two cadastre offices – one at the central level (to process applications for mining rights) and one at the provincial level (to forward applications to the central office).

Normally prospecting licences for mineral resources are granted by the Geological Survey Department, but auctioning may be undertaken in areas where known mineral resources exist. In the latter case the following procedure is followed:

| Stages                            | Procedure  |
|-----------------------------------|--|
| 1. Bids Invitation Notice         | The notice is issued by the Minister of Mines and shall include : <ul style="list-style-type: none"> <li>- a description of the areas in which the bids are to be solicited</li> <li>- the procedures and rules relating to the submission of the bids;</li> <li>- the period within the bids shall be submitted</li> </ul>  |
| 2. Notice publication             | The notice is published in a newspaper of general circulation in Zambia  |
| 3. Bids submission for evaluation | The bids are submitted by the Minister of Mines to the Mining Advisory Committee for evaluation within 5 days of the bid submission deadline   |
| 4. Bids Evaluation                | The evaluation is performed by the Mining Advisory Committee shall consider the following criteria: <ul style="list-style-type: none"> <li>- the investment and financial flows;</li> <li>- the environmental management plan;</li> <li>- in the case of a holder of a mining right, whether the holder has been compliant with regulations and provisions of the Act; and</li> <li>- any other matter relevant for the purpose of the Mines Act.</li> </ul> The Mining Advisory Committee evaluates the bids in accordance with stipulated requirements and advises the Minister on the successful bid. |
| 5. Granting of Licences           | The licence is granted by the Minister of Mines to the holder with the best proposed programme, taking into account the recommendations of the Mining Advisory Committee.  |

According to the information collected during the scoping study, there were no bid processes launched during 2014.

### (ii) Types of Licenses

A number of mining rights can be granted under the Mines Act in Zambia.

- ❖ Three types of licences are available to the large-scale operators (*ownership is not restricted to international companies – they can be held by companies registered in Zambia and individuals*):
  - Large Scale Prospecting Licence: this confers the right to prospect for any mineral over any size of area for a period of two years and is renewable up to a maximum of 7 years;
  - Large Scale Mining Licence: this confers exclusive rights to carry out mining operations and other acts incidental thereto in the area for a maximum of 25 years. An approved environmental Impact Assessment is required to support the application; and
  - Large Scale Gemstone Licence: this confers exclusive rights to carry on prospecting and mining operations and other acts incidental thereto in the area for a maximum of 10 years. An approved environmental Impact Assessment is required to support the application.



- ❖ Similar rights are available to smaller operators, but on a reduced scale (*restricted to citizens or citizen owned companies*).
  - prospecting permit: (300 cadastre units=10km<sup>2</sup>); Valid for 5 years, non-renewable.
  - small-scale mining licence: (120 cadastre units=4km<sup>2</sup>); Valid for 10 years, renewable.
  - small-scale gemstone licence: (120 cadastre units=4km<sup>2</sup>); Valid for 10 years, renewable.
- ❖ Artisanal mining right (*not restricted to mining on a community basis or locals*) may be (and often are) owned by individuals (citizens) with no link to the community. Artisan's mining right (2 cadastre units=0.0668km<sup>2</sup>); Valid for 2 years, renewable.

According to the MMMD information, there are 1,916 (2013; 2,115) mineral rights licenses which were active in 2014. The types of licenses are set out in the table below:

| Code         | Description                  | Active licences in 2014 |
|--------------|------------------------------|-------------------------|
| AMR          | Artisanal Mining Right       | 101                     |
| LGL          | Large Scale Gemstone Licence | 9                       |
| LML          | Large Scale Mining Licence   | 86                      |
| SGL          | Small Scale Gemstone Licence | 142                     |
| PL           | Prospecting Licence          | 690                     |
| SML          | Small Scale Mining Licence   | 365                     |
| PP           | Prospecting Permit           | 523                     |
| <b>Total</b> |                              | <b>1,916</b>            |

These licenses are detailed in Annex 5 to this report.

## 6.3 Collection and Distribution of the Extractive Revenues

### 6.3.1 Budget Process

The Zambian budget process has four main stages involving drafting, legislating, and execution, auditing and publishing.

#### (i) Drafting

This is the first phase in the budget process. In the Medium Term Expenditure Framework (MTEF) arrangement, the government is required to engage in consultations with various stakeholders.

#### (ii) Legislative

Budgets are allocated taking into account the relevant acts in the constitution. Budgetary allocations are enshrined in Article 117 (1) of the Constitution of Zambia. At this stage, the final result still lies heavily with the legislature.

#### (iii) Implementation

At this stage, Parliament concerns itself with the effectiveness and efficiency with which funds are utilised; Members of Parliament look out for issues of service delivery, overspending, misuse and misapplication – to areas other than those authorised or planned for.

#### (iv) Auditing

The budgeting system in Zambia is audited by the office of the Auditor General which verifies whether funds have been spent on the authorised items; also verifies any under or over spending, misappropriation,

theft; and whether resources have been utilised efficiently or not. Post-budget period audits are the responsibility of the Public Accounts Committee (PAC). PAC examines historical records for disbursements and budget performance. A substantial part of the supplementary expenditure is often incurred on items and areas other than those which were originally envisaged. PAC has a specific mandate under the standing orders of Parliament and as such cannot initiate an investigation into any matter of public interest. The PAC only makes recommendations to the Executive which is expected to enforce them.

**(v) Publishing**

Part X of Article 118 of the Republican Constitution requires that the National Treasury prepares and tables the Government's consolidated Annual Financial Report, which includes information on revenues and other funds received and spent by the Government during the financial year. Besides being mandated by legislation, the Annual Financial Report is meant to provide a summary on National Government financial resources and their application for the benefit of the people of Zambia and other interest groups. The 2014 Annual Financial Report is available on the MoF website<sup>19</sup>.

**6.3.2 Revenues Collection**

**(i) Revenues Recorded in National Budget**

Once minerals are monetised, the revenues due to the Government have to be collected through the revenue collection framework. Under the current regime, all the payments are made in cash.

Payments are made by the companies to various Government Entities. Mostly, ZRA receives most of the funds from mining companies. ZRA has two operating divisions which are Customs Services Division and Domestic Taxes Division; with both collecting over 98% of all Zambia's taxes from the mining sector.

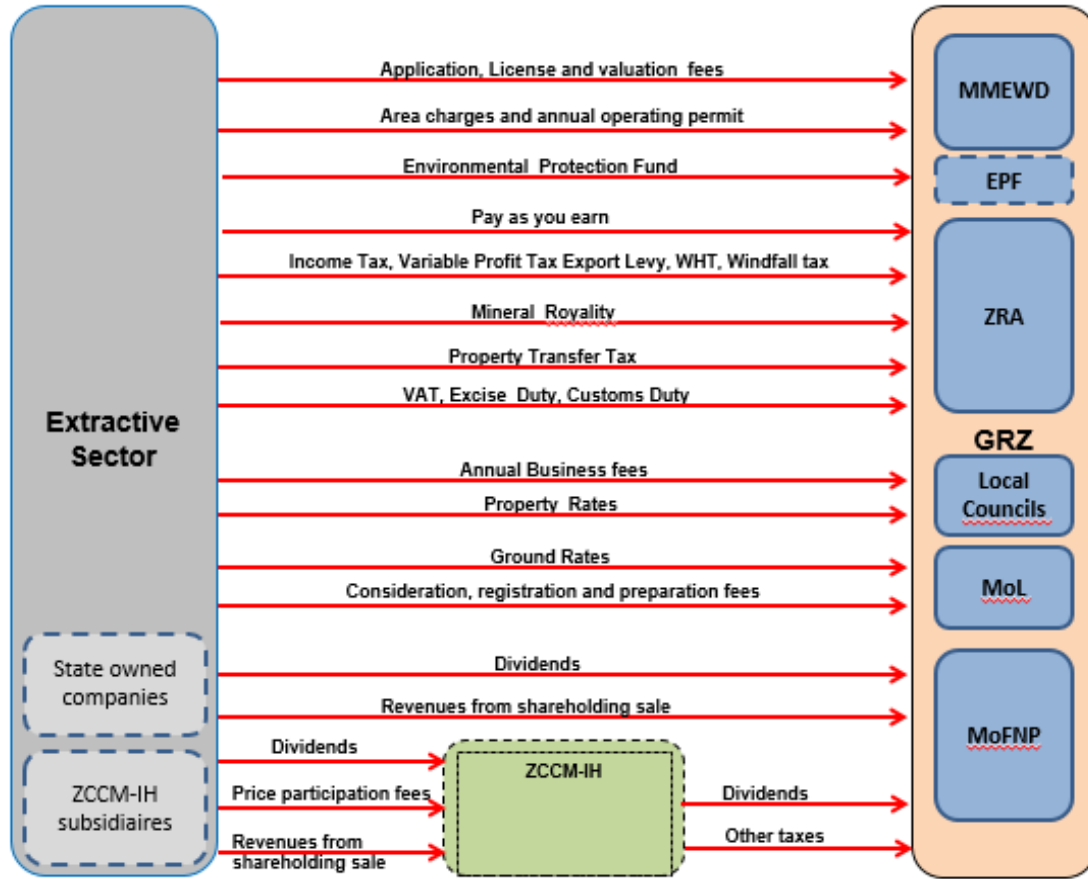
The other payments from the mining sector are made to local councils, where mining companies are based, to MoL and to the Ministry of Mines and Mineral Development.

The Ministry of Finance is also part of the revenues collection framework through investments held in some Zambian mining companies (see section 4 of this report).

The mining revenue collections framework can be represented diagrammatically as follows:

---

<sup>19</sup> <http://www.mofnp.gov.zm>



**(ii) Environmental Protection Fund (EPF)**

The Government enacted the Mines and Minerals Development Act 2008, which stipulates that an Environmental Protection Fund should be set up. This legislation provides for contributions to EPF by mine operators in form of cash as well as lodgement of other forms of security.

The EPF has been established with the appointment of EPF committee members by the Minister of Mines.

The objectives of EPF are to:

- provide assurance to the Director of the Mines Safety Department that the developer shall execute environmental and social impact statements in accordance with the Mines and Minerals (Environmental) Regulations, 1997; and
- provide protection to the Government against the risk of having the obligation to undertake the rehabilitation of mining areas where the mining licence holder fails to do so.

The EPF is supervised by the Minister of Mines, Energy and Water Development through Statutory Instruments, (SIs) in particular SI No. 102 of 1998. EPF operates under the following fundamental guidelines:

- a. cash payment into EPF to be in hard currency;
- b. the developers contributions to the EPF shall be made in the form of a hard currency (Cap. 213, S.76 (2) (b) and S.I 102 of 1998 (Regulation 8 (2)).
- c. the balance on deposits lodged under S.1. 29 of 1997, Regulation 66 (1), (2) and (3) shall be secured with the Fund by the developer by way of lodgement of a Bond or Bank Guarantee to be determined by the Minister (Cap. 213, S. 76 (1) (b);
- d. funds to be Index-Linked, no interest earned;
- e. the developer's contribution shall retain its time-value with respect to inflation as calculated relative to hard currency (S.I. 102 of 1998 Regulation (8) (3)). At the expiry of a licence or permit, the developer shall be refunded the amount deposited to the extent that such amounts were not appropriated by government for payment of any progressive rehabilitation costs (Cap. 213, S. 82 (3) (a) and (b)). The refund shall not accumulate interest ; and
- f. only the Fund Committee can approve withdrawals from EPF.

In the event that a developer is directed by the Director of MSD to take specific remedial action, and fails to do so, the Director shall execute the remedial action using the developer's contributions to the Fund which becomes recoverable (Cap 213, S/78 (1). The developer's fund so used shall not exceed the amount of cash deposit lodged by him to the Fund (Cap 213, S. 82 (3) (b). This therefore means that each developer can use only his contribution and will only get his contribution back.

Administrative expenses of operating the fund shall not exceed 1% of the total income of the Fund except during the commissioning of the office of EPF Manager (S.I. 29, 1997 Regulation (5)).

Payments are made to the Fund in US\$, and are retained in a US\$ bank account. The Fund is audited annually by an auditor appointed by the Committee.

**(iii) ZCCM-IH**

ZCCM-IH is also part of the revenues collection framework through investments held by the company in Zambian mining companies (detailed in section 4).

As a Government owned company, ZCCM-IH pays taxes to various Government Entities in accordance with prevalent laws and also pays dividends to the government shareholder. In addition, the company is entitled to dividends from the private companies in which it holds shares as well as price participation fees from companies, under arrangements dating back to the privatisation of the industry.

The Company publishes annual financial Statements which are audited by KPMG. ZCCM-IH annual reports and 2014 certified financial Statements are available on the company website<sup>20</sup>.

In 2015 the Government has transferred all its shares held in ZCCM-IH to Industrial Development Corporation (IDC). IDC has been created and given been given direct mandate and authorization by the Government of Zambia to oversee performance and accountability of all the Government Owned Enterprises (SOE'S). The IDC is mandated to work to maximize the value of government shareholding and ensure that SOE'S contribute to the Sovereign Wealth Fund (SWF) which will focus on stimulating investment in strategic non-mining industries to increase exports.

**6.3.3 Mining Revenues Management**

The Effective PFM and expenditure management are critical to transforming revenue from natural resources into broad-based sustainable economic and social development. The areas of spending that have broader external benefits for the economy as a whole include infrastructure and education.

However, as Reported under Part III (13) of the Public Finance Act of 2004 of the Republic of Zambia, "There shall be established a Consolidated Fund into which all general revenues and other public moneys accruing to the Treasury shall be credited. The amounts payable to the Consolidated Fund under subsection (1) shall be deposited into the Treasury Account which shall be maintained at the Bank of Zambia."

The contributions by mining companies therefore lose their identity once they are deposited into the consolidated fund. Their use cannot therefore be tracked to public investment/expenditure or to expenditure units/cost centers or projects

**6.3.4 Mining Revenues Transfers to Sub National Level**

The government's 2002 National Decentralisation Policy (officially launched in 2004) sets out greater responsibilities for local government in delivery of public goods and services. However, in practice, the delivery of public goods and services in Zambia remains highly centralised. The budget does not show expenditure by urban or rural areas, but rather by line ministry, which means it is difficult to track where money is actually spent.

During 2010, the Zambian Government introduced a formula-based grant system, with the dual aim of making local government funding more predictable and transparent, and allowing government to better track the usage of grants by councils. Information was not available to assess whether this reform initiative has operated as intended.

However, there are specific contributions by mining companies which are meant to be applied to certain counties or institutions for social development. In accordance with Section 136 of the Mines and Minerals Development Act 2008, the Minister of Finance shall, in consultation with the Minister responsible for Mines, establish a mineral royalty sharing mechanism for distributing royalty revenues. However, there is no provision within the legislation as to what this mechanism should be, thus leaving a legal vacuum in the modalities of the handover and percentage that should be transferred by the central government.

---

<sup>20</sup> <http://www.zccm-ih.com.zm/>.

Therefore, mineral royalties' transfers have yet to be formalised and remains ineffective. This section has been removed from the new Act of 2015.

### 6.3.5 Improving data management of metal production figures-Mine to Metal Accounting Program

Copper mining companies through the Zambia Chamber of Mines in consultation with Zambia Revenue Authority (ZRA) and Ministry of Mines are developing an accounting template to avoid double accounting of processed metal products coming out from various mines.

This reporting template proposed by the Chamber has gained positive attention from Government authorities. The Ministry of Mines and Mineral Development (MMMD) reviewed the template on 7<sup>th</sup> July 2015 and commended the Chamber for its development which adequately dealt with the problem of double counting among others. The Ministry requested the Chamber to merge the template with its own Mineral Production and Sales Return Form 39 with the possibility of formalizing one submission in future. The Chamber's Production Committee met on 15<sup>th</sup> July 2015 to review Form 39. It was decided that most of the information was adequately captured in both templates and therefore only small changes needed to be made to Form 39 to align it with the Chamber's template. On 16<sup>th</sup> and 18<sup>th</sup> July 2015, the Chamber hosted a tripartite meeting with MMMD and ZRA representatives from the Mineral Value Chain Monitoring Team to align the two templates further. The outcomes were significant changes to Form 39 in line with definitions of products and sub-products as well as stages of copper production guided by the Chamber. The MMMD and ZRA will suggest the next steps on this project.

## 6.4 Beneficial Ownership

Zambia requires companies to disclose beneficial ownership information, and government officials must report their financial interests in the sectors they oversee.

The government regularly publishes the level of beneficial ownership in companies operating within the country including mining companies. The information is disclosed in the GRZ Financial Report published annually. The investment portfolio for Government in companies operating in the mining sector for 2014 is detailed in section 3.5.2 of this report.

The same applies for ZCCM-IH, which publishes all the equity stakes in mining companies in its annual audited financial reports publicly available on the company website. The level of beneficial ownership in companies operating in mining sector for 2014 is detailed in Annex 3 of this report.

Information on beneficial ownership is also required from mining companies in the followings cases:

- a. Transfer of control of company: the consent of the Minister of Mines should be obtained before the transfer and the Minister may call for and obtain information in the new owners;
- b. The company is listed: ownership information must be included in the annual report as a note to the accounts. Companies must disclose ownership by any shareholder (other than a director) who directly or indirectly owns 5% or more of any class of shares.

According to the Mines and Minerals Development Act 2008, a person is deemed to have control on a company, if the person holds a total of 50% or more of the equity shares of the company or if the person is entitled to appoint or to prevent the appointment of, half or more than half of the number of Directors of the company

According to the requirement 3.11 of the EITI Standard, the mining companies selected in the reconciliation scope, unless it is publicly listed or is a wholly owned subsidiary, were required to disclose information about their beneficial owners. The information collected is detailed in annex 3 of this report.

The ZEC engaged a consultant to undertake a study of beneficial ownership in the extractive sector in Zambia with a view to collect information regarding ownership from all the companies and produce a report. Significant challenges were encountered by the consultant and very limited information has been collected. The report makes recommendations among which that Zambia should post porn complying with

requirement 3.11 of the EITI standard until all the recommendations in the report have been implemented. The report which was finalised in September 2015 is available at the ZEITI secretariat.

## 6.5 Government Participation in the Extractive Sector

### 6.5.1 ZCCM-IH

The ownership of mines has undergone a sequence of radical changes. Initially a private industry under the colonial administration, the mining industry was nationalised in the early 1970s, with the creation of the Government-owned Zambia Consolidated Copper Mines (ZCCM). Following a combination of low prices and lack of capital to invest resulted in production of copper falling, ZCCM's operations became increasingly unprofitable and the industry was re-privatised in the late 1990s.

Until recently, although the mines are now operated by private companies, the Government retained minority interests in most of the large copper projects through its holding company Zambia Consolidated Copper Mines Investments Holdings Plc (ZCCM-IH).

GRZ is the majority shareholder of ZCCM-IH and therefore the Company has strong links with the government. ZCCM Investments Holdings Plc (ZCCM-IH) is quoted on the Lusaka, London, and Euronext Stock Exchanges.

In 2015 the Government has transferred all its shares held in ZCCM-IH to Industrial Development Corporation (IDC). IDC has been created and given been given direct mandate and authorisation by the Government of Zambia to oversee performance and accountability of all the Government Owned Enterprises (SOE'S). The IDC is mandated to work to maximise the value of government shareholding and ensure that SOE'S contribute to the Sovereign Wealth Fund (SWF) which will focus on stimulating investment in strategic non-mining industries to increase exports.

ZCCM-IH's annual audited financial reports are publicly available and include information on reserves, the names of operating companies, royalties, and dividends. ZCCM-IH also publishes information on its board of directors and decision-making rules<sup>21</sup>.

The Company has close links with two Government ministries namely, Ministry of Mines and Mineral Development and Ministry of Finance. Both ministries have representation on the Board of ZCCM-IH. The Company also maintains a close relationship with Government through representatives of some autonomous Entities on the Board of ZCCM-IH namely the Zambia Revenue Authority and the Bank of Zambia (central bank).

Through its shareholding in mining associate companies, ZCCM-IH serves as an entity holding the government's minority interests in the privatised mining companies.

The investment portfolio for ZCCM-IH comprises primarily investments in Zambian mining companies detailed as follows:

| Extractive company       | Shares held on 31 March 2013(*) | Shares held on 31 March 2014(**) |
|--------------------------|---------------------------------|----------------------------------|
| Ndola Lime Limited       | 100                             | 100                              |
| Kariba Minerals Limited  | 50                              | 50                               |
| Maamba Collieries Ltd    | 35                              | 35                               |
| Konkola Copper Mines Plc | 20.6                            | 20.6                             |
| Kansanshi Mining Plc     | 20                              | 20                               |
| Lubambe Copper Mine Ltd  | 20                              | 20                               |
| Luanshya Copper Mine Plc | 20                              | 20                               |
| NFC Africa Mining Plc    | 15                              | 15                               |

<sup>21</sup> [www.zccm-ih.com.zm/](http://www.zccm-ih.com.zm/)

| Extractive company                                   | Shares held on 31 March 2013(*) | Shares held on 31 March 2014(**) |
|--|---------------------------------|----------------------------------|
| Chibuluma Mines Plc                                  | 15                              | 15                               |
| Chambishi Metals Plc                                 | 10                              | 10                               |
| Mopani Copper Mines Plc                              | 10                              | 10                               |
| Albidon Zambia Ltd                                   | 0.98                            | -                                |
| Nkandabwe Coal Mine                                  | -                               | 100                              |
| Mawe Exploration and Technical Services Ltd          | -                               | 100                              |
| Nkana Alloy Smelting Company Limited                 | -                               | 10                               |
| Misenge Environmental and Technical Services Limited | -                               | 100                              |

(\*)ZCCM-IH Reporting Template (2013)

(\*\*)ZCCM-IH Reporting Template (2014)

ZCCM-IH also contributes to the direct financing of mining projects. According to the company financial reports, funding were granted to its subsidiaries operating in the mining sector; and the terms of the transactions can be summarised as follows:

| Beneficiary  | Terms of the transaction  |
|--|---|
| 1. Ndola Lime Company Limited                        | The loans totalling K335 million (2013: K283 million) due to the company accrues interest at 14% per annum. The tenor of the loan agreements is 84 months and commenced on 30 September 2011 and 31 January 2013 respectively. These shareholder loans are not secured over any Ndola Lime Company assets.  |
| 2. Kariba Minerals Limited.                          | On 10 December 2012, ZCCM-IH and Kariba Minerals Limited entered into an intercompany loan agreement for a cash advance of US\$1.25 million. Repayment was to commence at the end of the 12 months from the date of disbursement and payable annually. The loan attracts an interest rate of 6 % per annum. As at 31 March 2014, no repayments had commenced.   |
| 3. Maamba Collieries Limited                         | As at 31 March 2013, ZCCM –IH had committed to provide an amount of US\$23.53 million as shareholder loan as part of its contribution towards the implementation of the Integrated Mining Project and the establishment of the 300MW Thermal Power plant project. As at year end a total amount of K278 million (2013: K234 million) had been advanced by the Company to Maamba Collieries Limited.                                     |
| 4. Lubambe Copper Mines Limited                      | On 15 September 2012, ZCCM – IH entered into an intercompany loan agreement with Lubambe Copper Mines Limited, for a cash call loan amount of US\$60 million. The loan is not repayable until the mine’s commercial production commences. The outstanding principal is repayable after the expiry of the availability period in 12 equal quarterly instalments. The loan attracts an interest rate of Libor plus 5% and is not secured. |
| 5. Nkandabwe Coal Mines                              | During the year, ZCCM – IH advanced a loan to Nkandabwe Coal Mine of K15.5 million. There are no repayment terms and it is interest free and is not secured.  |
| 6. Mawe Exploration Limited                          | The loans totalling K6 million have no repayment terms and are interest free and are not secured.   |
| Misenge Environmental and Technical Services Limited | The loans totalling K2.5 million have no repayment terms and are interest free and are not secured.   |

(Source: 2014 ZCCM-IH Annual report)



ZCCM-IH is also a holder of prospecting licenses detailed as follows:

| Code            | Resources      | Grant Date | Expiry Date | Map Reference             |
|-----------------|----------------|------------|-------------|---------------------------|
| 13855-HQ-LPL    | Au, Cu, DIA    | 22/06/2010 | 21/06/2012  | Northern, Chinsali        |
| 13856-HQ-LPL    | Ag, Au, Cu, Mn | 22/06/2010 | 21/06/2014  | Northern, Chinsali, Mpika |
| 13857-HQ-LPL    | Au, Cu, DIA    | 20/04/2010 | 19/04/2012  | Northern, Chinsali, Mpika |
| 13860-HQ-LPL    | Ag, Au, Cu, Mn | 18/10/2010 | 17/10/2012  | Northern, Chinsali        |
| 13863-HQ-LPL    | Ag, Au, Cu, Mn | 22/06/2010 | 21/06/2014  | Central, Serenje          |
| 13865-HQ-LPL    | Ag, Au, Cu, Mn | 20/04/2010 | 19/04/2014  | Eastern, Chama            |
| 13871-HQ-LPL    | Ag, Au, Cu, Mn | 05/08/2011 | 04/08/2013  | Central, Kapiri Mposhi    |
| 18713-HQ-SPP    | COA            | 25/02/2013 | 24/02/2018  | Southern, Sinazongwe      |
| PEL012-Block 1  | Oil and Gas    | 23/06/2011 | 22.06.2015  | Western Province          |
| PEL013-Block 4  | Oil and Gas    | 23/06/2011 | 22.06.2015  | Western Province          |
| PEL014-Block 6  | Oil and Gas    | 23/06/2011 | 22.06.2015  | Western Province          |
| PEL015-Block 10 | Oil and Gas    | 23/06/2011 | 22.06.2015  | Western Province          |

### 6.5.2 Government Participation in Mining Companies

Until recently, The Government of Zambia was the major shareholder of ZCCM-IH and therefore the Company had strong links with the government. Through its shareholding in mining associated companies, ZCCM-IH serves as an entity holding the government's minority interests in the privatised mining companies and other new investors in the mining industry.

According to GRZ Financial Report for the year ended 31 December 2014, the investment portfolio for Government comprised investments in companies operating in the mining sector in addition to ZCCM-IH. These participations are held through MoF and are detailed as follows:

| Entity               | 2013 | 2014(*) |
|----------------------|------|---------|
| ZCCM-IH              | 87.6 | 87.52   |
| Kagem Mining Limited | 20   | 20      |

(Source; ZCCM-IH 2014 Annual Report)

In 2015 the Government has transferred all its shares held in ZCCM-IH and Kagem Mining Limited and all other Government owned enterprises to Industrial Development Corporation (IDC). IDC has been created and given been given direct mandate and authorisation by the Government of Zambia to oversee performance and accountability of all the Government Owned Enterprises (SOE'S). The IDC is mandated to work to maximise the value of government shareholding and ensure that SOE'S contribute to the Sovereign Wealth Fund (SWF) which will focus on stimulating investment in strategic non-mining industries to increase exports.

The government's involvement in the mining sector includes also financing ZCCM-IH investment activities. The funds granted by GRZ to ZCCM-IH can be summarised as follow.

| Beneficiary              | Terms of the Transaction   |
|--------------------------|--|
| GRZ Loan                 | This relates to loans advanced to the Company by the Government of the Republic of Zambia (GRZ) and the liability carries no definite repayment terms. The loan is interest free, unsecured and has no repayment terms and conditions. Therefore, it is payable on demand. The outstanding balance as of 31 March 2013 was ZMW 658 million. In 2014 the loan was converted in equity and no longer exists. |
| GRZ/Kariba Minerals Loan | In 2012, GRZ's 50% shareholding in Kariba Minerals Limited (KML) was sold to ZCCM-IH though a loan granted to the latter for an amount of ZMW 14.8 million.  |
| Chambishi Metals         | In May 2005, the Board of Directors of Chambishi Metals Plc resolved to undertake a rights   |

| Beneficiary          | Terms of the Transaction  |
|----------------------|---|
| Plc                  | issue of 25,000,000 new shares at par value of US\$1 per share. ZCCM-IH was offered 2,500,000 ordinary shares at a par value of US\$1 representing 10% of the shareholding of the new shares to be issued. The ZCCM-IH subscription was converted into a deferred loan for 10 years to be serviced by dividend payments when due from Chambishi Metals Plc and Luanshya Copper Mines Plc. The loan carries interest at LIBOR + 3%.  |
| GRZ/World Bank loans | Under the protocol signed on 14 January 1999, between GRZ and the Company, an amount of up to US\$68.5 million became available to the Company for the purpose of retrenching surplus employees and meeting environmental remedial obligations. This amount was initially received by GRZ from IDA and subsequently lent to the Company. No interest is accrued in respect of these balances, the loan is unsecured and has no repayment terms and conditions. Therefore it is payable on demand. |

(Source: 2011- 2012-2013-2014 ZCCM-IH Annual reports)

It should be noted that no payment flows related to barter arrangements involving infrastructure works has been identified nor confirmed by MoF.

## 6.6 Audit and Assurance Practices in Zambia

### 6.6.1 Extractive Companies

The Companies Act requires every company to appoint qualified auditors within 3 months after incorporation and yearly at their annual general meeting. Annual financial statements of extractive companies are not systematically available to the public except for listed companies.

The Securities Act and the Lusaka Stock Exchange listing requirements demands that auditors of listed companies to be practicing members of ZICA and to apply standards set by ZICA. These requirements ensure that only auditors who are ISA compliant can audit these public interest entities.

The Public Finance Act (2004) gives the Auditor General the responsibility of auditing Government-owned enterprises. Section 44 (1) Governments, "It shall be the duty of the Auditor General to audit, in accordance with the provisions of the Public Audit Act the accounts of any statutory corporation." The Auditor General follows the standards issued by the International Organisation of Supreme Audit Institutions (INTOSAI).

The Zambia Revenue Authority does not require companies to have audited accounts for tax purposes. However, it is widely acknowledged that an environment of high-quality financial reporting would also improve efficiency in tax assessment.

### 6.6.2 Government Entities

Audit practises for the budgeting system in Zambia are described above in paragraph 3.3.1 (iv) of this report.

## 7. RECOMMENDATIONS

|   | Recommendation  | ZEC response and target action date | Responsible person |
|---|---|-------------------------------------|--------------------|
| 1 | <p>3 companies selected for the reconciliation failed to report despite several efforts by BDO and the ZEITI secretariat to obtain information from them; Without an EITI law, it's difficult to enforce collection of information from companies refusing to cooperate as regards the reconciliation;</p> <p>An EITI law should be enacted as soon as possible to provide sufficient legal authority that will help ensure that all companies selected report as required.</p>   |                                     |                    |
| 2 | <p>We noted that the Mining Cadastre does not have up-to-date information regarding the extractive companies who hold active licenses. This caused delays as we strived to obtain correct contact details for the selected companies. The register does not include Tax Identification Numbers so it's difficult to reconcile the information from ZRA with the information in the register; The ZEITI secretariat does not have direct access to the register and this makes the process of searching for information ineffective and time consuming; We recommend that;</p> <p>The register should be kept up to date all the time to avoid wrong contact details on file and the related consequences</p> <p>The register should be updated to include Tax Identification Numbers for each of the company in the register to enable ease of reconciliation with ZRA information during the scoping phase of the assignment</p> <p>ZEITI secretariat should be given direct access to the register so it's easy to search for information directly especially during the scoping phase of the reconciliation.</p> |                                     |                    |
| 3 | <p>3 companies included in the scope of the reconciliation did not participate. The ZEC and the government, in accordance with EITI requirement 11, should consider whether any further action is required.</p>   |                                     |                    |
| 4 | <p>The overall value of the remaining unresolved differences was ZMW 33 million amounts to 0.34% of the total government revenues received in 2014. The ZEC should determine whether this difference is material in the context of the 2014 ZEITI reconciliation and follow up actions taken</p>  |                                     |                    |

## 8. ANNEXES

**Annex 1: Reporting template and Supporting Schedule**

This Template is addressed only to extractive companies



### Data Sheet

|   |  |
|---|--|
| Full legal name of the company                            |  |
| TPIN  |  |
| Date of the company establishment                         |  |
| Company's Capital (in ZMW)                                |  |
| Contact address<br>(registered office for legal entities) |  |

|                 |                                      |   |
|-----------------|--------------------------------------|---|
| Employment 201_ | Average number of domestic employees |   |
|                 | Average number of foreign employees  |   |
|                 | Average number of employees          | 0 |

|                      |  |
|----------------------|--|
| Core business        |  |
| Secondary activities |  |

| Active Licenses | Code | Type | Resources | Area (ha) | Location |
|-----------------|------|------|-----------|-----------|----------|
|                 |      |      |           |           |          |
|                 |      |      |           |           |          |
|                 |      |      |           |           |          |
|                 |      |      |           |           |          |
|                 |      |      |           |           |          |
|                 |      |      |           |           |          |
|                 |      |      |           |           |          |

|  |  |
|--|--|
| Please state if the 201_ financial statements have been audited (yes/no) |  |
| Name of the 201_ financial statements Auditor                            |  |

*The soft copy of the audited financial statements should be submitted along with the reporting templates.  
If the audit report is publicly available, it is sufficient to include the reference or the link :*

**Management sign-off**

I, undersigned, for and on behalf of the reporting entity confirm that all information provided in the above declaration is accurate and reliable.

\_\_\_\_\_ Name

\_\_\_\_\_ Position

\_\_\_\_\_ Signature and Stamp

**EITI Payment/Receipt Report**

(From January 201\_ to December 201\_)



|  |  |   |          |
|--|--|---|----------|
| Name of the Entity<br>(Mining company / Government Agency) |  |   |          |
| TPIN   |  | 0 |          |
| Reporting template prepared by                             |  |   | Position |
| Email address  |  |   | Tel.     |

| Ref.   | Type of payment/Revenue                          | Paid/Received Amount         |        | Comments |      |
|--|--|------------------------------|--------|----------|------|
|  |  | ZMW                          | USD    |          |      |
| <b>Ministry of Mines, Energy and Water Development</b> |  |                              |        |          |      |
|  |  | -                            | -      |          |      |
| 1  | Application Fees                                 |                              |        |          |      |
| 2  | Licence Fees                                     |                              |        |          |      |
| 3  | Area Charges                                     |                              |        |          |      |
| 4  | Valuation Fees                                   |                              |        |          |      |
| 5  | Annual Operating Permit                          |                              |        |          |      |
| 6  | Environmental Protection Fund                    |                              |        |          |      |
| 7  | Other fees & charges                             |                              |        |          |      |
| <b>Zambia Revenue Authority</b>                        |  |                              |        |          |      |
|  |  | -                            | -      |          |      |
| 8  | Pay- As-You-Earn                                 |                              |        |          |      |
| 9  | Import VAT                                       |                              |        |          |      |
| 10   | Mineral Royalty                                  |                              |        |          |      |
| 11   | Company Income Tax (Inc. Provisional Tax)        |                              |        |          |      |
| 12   | VAT (Net paid)                                   |                              |        |          |      |
| 13   | Import/Customs Duty                              |                              |        |          |      |
| 14   | Withholding Taxes                                |                              |        |          |      |
| 15   | Excise Duty                                      |                              |        |          |      |
| 16   | Property Transfer Tax                            |                              |        |          |      |
| 17   | Wind Fall Tax                                    |                              |        |          |      |
| 18   | Variable profit Tax                              |                              |        |          |      |
| 19   | Advance Income Tax                               |                              |        |          |      |
| 20   | Export Levy                                      |                              |        |          |      |
| 21   | Other taxes (ZRA)                                |                              |        |          |      |
| 22   | VAT Credit                                       |                              |        |          |      |
| <b>Local Councils</b>                                  |  |                              |        |          |      |
|  |  | -                            | -      |          |      |
| 23   | Annual Business Fees                             |                              |        |          |      |
| 24   | Property Rates                                   |                              |        |          |      |
| <b>Ministry of Lands</b>                               |  |                              |        |          |      |
|  |  | -                            | -      |          |      |
| 25   | Ground Rent                                      |                              |        |          |      |
| 26   | Consideration Fees                               |                              |        |          |      |
| 27   | Registration Fees                                |                              |        |          |      |
| 28   | Preparation fees                                 |                              |        |          |      |
| <b>Ministry of Finance and National Planning</b>       |  |                              |        |          |      |
|  |  | -                            | -      |          |      |
| 29   | Dividends from Government Shares                 |                              |        |          |      |
| 30   | Revenues from GRZ shareholding sale              |                              |        |          |      |
| <b>ZCCM - IH</b>                                       |  |                              |        |          |      |
|  |  | -                            | -      |          |      |
| 31   | Dividends from ZCCM-IH Shares                    |                              |        |          |      |
| 32   | Price participation fees                         |                              |        |          |      |
| 33   | Revenues from ZCCM-IH shareholding sale          |                              |        |          |      |
| 34   | Revenues from ZCCM-IH mining rights transfer     |                              |        |          |      |
| <b>Social Payments</b>                                 |  |                              |        |          |      |
|  |  | -                            | -      |          |      |
| 35   | Corporate Social Responsibility In kind payments |                              |        |          |      |
| 36   | Corporate Social Responsibility cash payments    |                              |        |          |      |
| <b>Total payments</b>                                  |  |                              |        |          |      |
|  |  | -                            | -      |          |      |
| 37. Type of mineral extracted                          | Copper   | [State the stage of [Volume] | Tonnes | [Value]  | US\$ |
|  | Cobalt   | the value chain the          | Tonnes |          | US\$ |
|  | Gold   | product is at?]              | Kg     |          | US\$ |
|  | Coal   |                              | Tonnes |          | US\$ |
|  | .....  |                              | ....   |          | US\$ |
| 38. Type of mineral sold/exported                      | Copper   | [State the stage of [Volume] | Tonnes | [Value]  | US\$ |
|  | Cobalt   | the value chain the          | Tonnes |          | US\$ |
|  | Gold   | product is at?]              | Kg     |          | US\$ |
|  | Coal   |                              | Tonnes |          | US\$ |
|  | .....  |                              | ....   |          | US\$ |

**Management sign-off**

I acknowledge for and on behalf of the above Entity's responsibility for the truthful and fair presentation of the attached reporting template in accordance with the reporting guidelines. Specifically, I confirm the following:

1. The information provided in respect of amounts paid/received is complete and has been faithfully extracted from the Entity accounting records;
2. All the amounts paid/received are supported by genuine receipts and substantiated by documentary evidence;
3. The amounts paid/received exclude payments/income made before 1 January 201\_ and payments/income made after 31 December 201\_
4. The classification of amounts paid/received on each line is accurate and does not include amounts due to be reported on other lines
5. The amounts paid/received do not include amounts paid/received on behalf of other Entities
6. The amounts paid/received only include amounts paid/received by the Entity
7. The accounts of the Entity on which the figures are based have been audited and an unqualified audit opinion issued thereon in accordance with International Standards on Auditing

\_\_\_\_\_ **Name**  
 \_\_\_\_\_ **Position**  
 \_\_\_\_\_ **Signature and Stamp**

**Auditors Certification**

I, **(name)**, registered external auditor, have examined the foregoing ZETI reporting template of **(insert name of Mining Company/Government Agency)** and can confirm that I have tested the completeness and accuracy of the extraction of the payments data included on the reporting template from the audited accounting records/financial statements of the Entity for the period(s) [stat dates] under International Auditing Standards.

Based on this examination, we confirm that the transactions reported therein are in accordance with instructions issued by ZETI, are complete and are in agreement with the books of account for the respective period.

\_\_\_\_\_ **Name**  
 \_\_\_\_\_ **Position within the Audit firm**  
 \_\_\_\_\_ **Name of the Audit Firm (if applicable)**  
 \_\_\_\_\_ **Address of the Audit Firm (or Auditor)**  
 \_\_\_\_\_ **Signature and Stamp**

**Supporting Schedule:**

This Template is addressed to extractive companies and government agencies



Payments Flow details  
 Period covered: 1 January 201\_ to 31 December 201\_

| Date         | Receipt No. | Tax Kind / Type | Tax Code | Amount ZMK | Amount USD | Period Start | Period End | Comments |
|--------------|-------------|-----------------|----------|------------|------------|--------------|------------|----------|
|              |             |                 |          |            |            |              |            |          |
|              |             |                 |          |            |            |              |            |          |
|              |             |                 |          |            |            |              |            |          |
|              |             |                 |          |            |            |              |            |          |
|              |             |                 |          |            |            |              |            |          |
|              |             |                 |          |            |            |              |            |          |
|              |             |                 |          |            |            |              |            |          |
|              |             |                 |          |            |            |              |            |          |
|              |             |                 |          |            |            |              |            |          |
|              |             |                 |          |            |            |              |            |          |
|              |             |                 |          |            |            |              |            |          |
|              |             |                 |          |            |            |              |            |          |
| <b>Total</b> |             |                 |          | -          | -          |              |            |          |

**Management sign-off**  
 I, undersigned, for and on behalf of the reporting entity confirm that all information provided in the above declaration is accurate and reliable.

\_\_\_\_\_ **Name**  
 \_\_\_\_\_ **Position**  
 \_\_\_\_\_ **Signature and Stamp**

This Template is addressed only to extractive companies



**Social Payments Details**  
Period covered: 1 January 201\_ to 31 December 201\_

**MANDATORY SOCIAL PAYMENTS**

| Beneficiary ID | Beneficiary Location | Cash Payments |      | In Kind payments (Projects) |                                   | Legal basis of the payment (Ref to the agreement, Act, ..)* |
|----------------|----------------------|---------------|------|-----------------------------|-----------------------------------|---|
|                |                      | Amount (ZMK)  | Date | Description                 | Project cost incurred during 201_ |   |
|                |                      |               |      |                             |                                   |   |
|                |                      |               |      |                             |                                   |   |
|                |                      |               |      |                             |                                   |   |
|                |                      |               |      |                             |                                   |   |
|                |                      |               |      |                             |                                   |   |
|                |                      |               |      |                             |                                   |   |
|                |                      |               |      |                             |                                   |   |
|                |                      |               |      |                             |                                   |   |
|                |                      |               |      |                             |                                   |   |
|                |                      |               |      |                             |                                   |   |
|                |                      |               |      |                             |                                   |   |
| <b>Total</b>   |                      | 0             |      |                             | 0                                 |   |

*\*(Attach the copy of the agreement of applicable)*

**VOLUNTARY SOCIAL PAYMENTS**

| Beneficiary ID | Beneficiary Location | Cash Payments |      | In Kind payments (Projects) |                                   |
|----------------|----------------------|---------------|------|-----------------------------|-----------------------------------|
|                |                      | Amount (ZMK)  | Date | Description                 | Project cost incurred during 201_ |
|                |                      |               |      |                             |                                   |
|                |                      |               |      |                             |                                   |
|                |                      |               |      |                             |                                   |
|                |                      |               |      |                             |                                   |
|                |                      |               |      |                             |                                   |
|                |                      |               |      |                             |                                   |
|                |                      |               |      |                             |                                   |
|                |                      |               |      |                             |                                   |
|                |                      |               |      |                             |                                   |
|                |                      |               |      |                             |                                   |
|                |                      |               |      |                             |                                   |
| <b>Total</b>   |                      | 0             |      |                             | 0                                 |

**Management sign-off**

I, undersigned, for and on behalf of the reporting entity confirm that all information provided in the above declaration is accurate and reliable.

\_\_\_\_\_ Name  
 \_\_\_\_\_ Position  
 \_\_\_\_\_ Signature and Stamp



This Template is addressed to extractive companies and the Ministry of Mines



**Minerals Production Details**  
 Period covered: 1 January 201\_ to 31 December 201\_

| Mine output /Commodity                         | Project/Mine | Jan | Feb | Mar | Apr | May | Jun | Jul | Aug | Sep | Oct | Nov | Dec | Year Total |
|--|--------------|-----|-----|-----|-----|-----|-----|-----|-----|-----|-----|-----|-----|------------|
| <b>Copper content (Tonnes)</b>                 |              | 0   | 0   | 0   | 0   | 0   | 0   | 0   | 0   | 0   | 0   | 0   | 0   | 0          |
| Copper Content-own production (Mine/Project 1) |              |     |     |     |     |     |     |     |     |     |     |     |     | 0          |
| Copper Content-own production (Mine/Project 2) |              |     |     |     |     |     |     |     |     |     |     |     |     | 0          |
| Copper Content-own production (Mine/Project 3) |              |     |     |     |     |     |     |     |     |     |     |     |     | 0          |
| Copper Content-from locally purchased Ores     |              |     |     |     |     |     |     |     |     |     |     |     |     | 0          |
| Copper Content-imported Ores                   |              |     |     |     |     |     |     |     |     |     |     |     |     | 0          |
| <b>Cobalt content (Tonnes)</b>                 |              | 0   | 0   | 0   | 0   | 0   | 0   | 0   | 0   | 0   | 0   | 0   | 0   | 0          |
| Cobalt content-own production (Mine/Project 1) |              |     |     |     |     |     |     |     |     |     |     |     |     | 0          |
| Cobalt content-own production (Mine/Project 2) |              |     |     |     |     |     |     |     |     |     |     |     |     | 0          |
| Copper Content- Purchased                      |              |     |     |     |     |     |     |     |     |     |     |     |     | 0          |
| <b>Gold in Concentrate (Kg)</b>                |              | 0   | 0   | 0   | 0   | 0   | 0   | 0   | 0   | 0   | 0   | 0   | 0   | 0          |
| Gold -Ow n production (Mine/Project 1)         |              |     |     |     |     |     |     |     |     |     |     |     |     | 0          |
| Gold -Ow n production (Mine/Project 2)         |              |     |     |     |     |     |     |     |     |     |     |     |     | 0          |
| Gold -purchased                                |              |     |     |     |     |     |     |     |     |     |     |     |     | 0          |
| <b>Emerald/Beryl (Kg)</b>                      |              | 0   | 0   | 0   | 0   | 0   | 0   | 0   | 0   | 0   | 0   | 0   | 0   | 0          |
| Emerald/Beryl (Mine/Project 1)                 |              |     |     |     |     |     |     |     |     |     |     |     |     | 0          |
| Emerald/Beryl (Mine/Project 2)                 |              |     |     |     |     |     |     |     |     |     |     |     |     | 0          |
| <b>Cement produced (Tonnes)</b>                |              | 0   | 0   | 0   | 0   | 0   | 0   | 0   | 0   | 0   | 0   | 0   | 0   | 0          |
| Cement produced (Mine/Project 1)               |              |     |     |     |     |     |     |     |     |     |     |     |     | 0          |
| Cement produced (Mine/Project 2)               |              |     |     |     |     |     |     |     |     |     |     |     |     | 0          |
| <b>Coal (Tonnes)</b>                           |              | 0   | 0   | 0   | 0   | 0   | 0   | 0   | 0   | 0   | 0   | 0   | 0   | 0          |
| Coal (Mine/Project 1)                          |              |     |     |     |     |     |     |     |     |     |     |     |     | 0          |
| Coal (Mine/Project 2)                          |              |     |     |     |     |     |     |     |     |     |     |     |     | 0          |
| <b>Lime (Tonnes)</b>                           |              |     |     |     |     |     |     |     |     |     |     |     |     |            |
| Limestone                                      |              |     |     |     |     |     |     |     |     |     |     |     |     |            |
| Quicklime                                      |              |     |     |     |     |     |     |     |     |     |     |     |     |            |
| Hydrated Lime                                  |              |     |     |     |     |     |     |     |     |     |     |     |     |            |
| <b>Other Minerals</b>                          |              |     |     |     |     |     |     |     |     |     |     |     |     |            |
| .....  |              |     |     |     |     |     |     |     |     |     |     |     |     |            |
| .....  |              |     |     |     |     |     |     |     |     |     |     |     |     |            |
| .....  |              |     |     |     |     |     |     |     |     |     |     |     |     |            |
| .....  |              |     |     |     |     |     |     |     |     |     |     |     |     |            |

(\*) content: By concentration or cementation or by Leaching, electrow on

**Management sign-off**

I, undersigned, for and on behalf of the reporting entity confirm that all information provided in the above declaration is accurate and reliable.

\_\_\_\_\_  
 Name  
 \_\_\_\_\_  
 Position  
 \_\_\_\_\_  
 Signature and Stamp

This Template is addressed to extractive companies and the ZRA (Customs)



### Mineral Exports Details

Period covered: 1 January 201\_ to 31 December 201\_

| Mine output /Commodity             | Jan | Feb | Mar | Apr | May | Jun | Jul | Aug | Sep | Oct | Nov | Dec | Year Total |
|------------------------------------|-----|-----|-----|-----|-----|-----|-----|-----|-----|-----|-----|-----|------------|
| Copper sales/exports (Tonnes)      |     |     |     |     |     |     |     |     |     |     |     |     | 0          |
| Copper sales/exports (US\$)        |     |     |     |     |     |     |     |     |     |     |     |     | 0          |
| Copper sales/exports (ZMW)         |     |     |     |     |     |     |     |     |     |     |     |     | 0          |
| Cobalt sales (Tonnes)              |     |     |     |     |     |     |     |     |     |     |     |     | 0          |
| Cobalt sales/exports (US\$)        |     |     |     |     |     |     |     |     |     |     |     |     | 0          |
| Cobalt sales/exports (ZMW)         |     |     |     |     |     |     |     |     |     |     |     |     | 0          |
| Gold sales/exports (Kg)            | 0   | 0   | 0   | 0   | 0   | 0   | 0   | 0   | 0   | 0   | 0   | 0   | 0          |
| Gold sales/exports (US\$)          |     |     |     |     |     |     |     |     |     |     |     |     | 0          |
| Gold sales/exports (KMW)           |     |     |     |     |     |     |     |     |     |     |     |     | 0          |
| Emerald/Beryl sales/exports (Kg)   | 0   | 0   | 0   | 0   | 0   | 0   | 0   | 0   | 0   | 0   | 0   | 0   | 0          |
| Emerald/Beryl sales/exports (US\$) |     |     |     |     |     |     |     |     |     |     |     |     | 0          |
| Emerald/Beryl sales/exports (ZMW)  |     |     |     |     |     |     |     |     |     |     |     |     | 0          |
| Cement Sales/exports (Tonnes)      | 0   | 0   | 0   | 0   | 0   | 0   | 0   | 0   | 0   | 0   | 0   | 0   | 0          |
| Cement Sales/exports (US\$)        |     |     |     |     |     |     |     |     |     |     |     |     | 0          |
| Cement Sales/exports (ZMW)         |     |     |     |     |     |     |     |     |     |     |     |     | 0          |
| Coal sales/exports (Tonnes)        | 0   | 0   | 0   | 0   | 0   | 0   | 0   | 0   | 0   | 0   | 0   | 0   | 0          |
| Coal sales/exports (US\$)          |     |     |     |     |     |     |     |     |     |     |     |     | 0          |
| Coal sales/exports (ZMW)           |     |     |     |     |     |     |     |     |     |     |     |     | 0          |
| Lime sales/exports (Tonnes)        |     |     |     |     |     |     |     |     |     |     |     |     |            |
| Lime sales/exports (Tonnes)        |     |     |     |     |     |     |     |     |     |     |     |     |            |
| Lime sales/exports (Tonnes)        |     |     |     |     |     |     |     |     |     |     |     |     |            |
| Other Minerals                     |     |     |     |     |     |     |     |     |     |     |     |     |            |
| .....                              |     |     |     |     |     |     |     |     |     |     |     |     |            |
| .....                              |     |     |     |     |     |     |     |     |     |     |     |     |            |
| .....                              |     |     |     |     |     |     |     |     |     |     |     |     |            |
| .....                              |     |     |     |     |     |     |     |     |     |     |     |     |            |

**Management sign-off**

I, undersigned, for and on behalf of the reporting entity confirm that all information provided in the above declaration is accurate and reliable.

\_\_\_\_\_  
Name

\_\_\_\_\_  
Position

\_\_\_\_\_  
Signature and Stamp

This Template is addressed only to extractive companies



**Template beneficial ownership declaration form**  
 Period covered: 1 January 201\_ to 31 December 201\_

|                              | Name of the Entity | Nationality of the Entity | % Interest | Listed entity (yes/no) | Stock exchange |
|------------------------------|--------------------|---------------------------|------------|------------------------|----------------|
| Gouvernement of Zambia (GRZ) |                    |                           |            |                        |                |
| ZCCN-IH                      |                    |                           |            |                        |                |
| Private Entities *           |                    |                           |            |                        |                |
|                              |                    |                           |            |                        |                |
|                              |                    |                           |            |                        |                |
|                              |                    |                           |            |                        |                |

**0%** *The total should be equal to 100%*

\* The declaration below is intended only for the Private Shareholders not listed

**Beneficial ownership definition**

In accordance with the EITI Standard, Requirement 3.11.d.i, a beneficial owner in respect of a company means the natural person(s) who directly or indirectly ultimately owns or controls the corporate entity.

Private stackholder (1) :

| Identity of the beneficial owner   | Information about how ownership is held or control over the company is exercised |               |                             |                               | Date when beneficial interest was   | Means of contact   |
|--|--|---------------|-----------------------------|-------------------------------|---|--|
|  | By shares  |               | By % of voting rights       |                               |   |  |
| 1<br>[Full name as it appears on national identify card]<br>[Date of birth and/or national identify number]<br>[Nationality]<br>[Country of residence] | [number of shares]   | [% of shares] | [% of direct voting rights] | [% of indirect voting rights] | [Where control over the company is exercised through other means, details should be provided here.] | [residential/service<br>-----<br>[other contact details] |
| [Full name as it appears on national identify card]<br>[Date of birth and/or national identify number]<br>[Nationality]<br>[Country of residence]      | [number of shares]   | [% of shares] | [% of direct voting rights] | [% of indirect voting rights] | [Where control over the company is exercised through other means, details should be provided here.] | [residential/service<br>-----<br>[other contact details] |

Are any of the beneficial owners a Politically Exposed Person (PEP)\*\* ?

Yes. Name: \_\_\_\_\_, Public office position and role: \_\_\_\_\_ Date when office was assumed: \_\_\_\_ / \_\_\_\_ / \_\_\_\_ Date when office was left, if applicable: \_\_\_\_ / \_\_\_\_ / \_\_\_\_

No.

**Private stackholder (2) :**

| Identity of the beneficial owner   | Information about how ownership is held or control over the company is exercised |                       |                             |                               | Date when beneficial interest was   | Means of contact  |
|--|--|-----------------------|-----------------------------|-------------------------------|---|---|
|  | By shares  | By % of voting rights |                             | Other                         |   |   |
| 1<br>[Full name as it appears on national identify card]<br>[Date of birth and/or national identify number]<br>[Nationality]<br>[Country of residence] | [number of shares]   | [% of shares]         | [% of direct voting rights] | [% of indirect voting rights] | [Where control over the company is exercised through other means, details should be provided here.] | [date]<br><br>[residential/service<br>[other contact details] |
| [Full name as it appears on national identify card]<br>[Date of birth and/or national identify number]<br>[Nationality]<br>[Country of residence]      | [number of shares]   | [% of shares]         | [% of direct voting rights] | [% of indirect voting rights] | [Where control over the company is exercised through other means, details should be provided here.] | [date]<br><br>[residential/service<br>[other contact details] |

Are any of the beneficial owners a Politically Exposed Person (PEP)\*\* ?

Yes. Name: \_\_\_\_\_ .Public office position and role: \_\_\_\_\_ Date when office was assumed: \_\_\_\_ / \_\_\_\_ / \_\_\_\_ Date when office was left, if applicable: \_\_\_\_ / \_\_\_\_ / \_\_\_\_

No.

Companies should provide details about their beneficial owner(s) here. Where there are more than one owner, the information should be provided for all owners.

\*\* **Foreign PEPs** are individuals who are or have been entrusted with prominent public functions by a foreign country, for example Heads of State or of government, senior politicians, senior government, judicial or military officials, senior executives of state owned corporations, important political party officials.

\*\* **Domestic PEPs** are individuals who are or have been entrusted domestically with prominent public functions, for example Heads of State or of government, senior politicians, senior government, judicial or military officials, senior executives of state owned corporations, important political party officials.

\*\* Persons who are or have been entrusted with a prominent function by an international organisation refers to members of senior management, i.e. directors, deputy directors and members of the board or equivalent functions.

\*\* The definition of PEPs is not intended to cover middle ranking or more junior individuals in the foregoing categories.

**Management sign-off**

I acknowledge for and on behalf of the above Entity's responsibility for the truthful and fair presentation of the attached reporting template in accordance with the reporting guidelines.

\_\_\_\_\_  
Name

\_\_\_\_\_  
Position

\_\_\_\_\_  
Signature and Stamp

This Template is addressed only to ZCCM-IH and the Ministry of Finance



**GR/ZCCM-IH interests in Extractive Companies**  
 Period covered: 1 January 201\_ to 31 December 201\_

| Extractive Company | % Interest 31/12/201_ | % Interest 31/12/201_ | In case of change in the % interest |                                 |   | Engagements attached to the equity stake        |  |                                      |
|--------------------|-----------------------|-----------------------|-------------------------------------|---------------------------------|---|---|--|--------------------------------------|
|                    |                       |                       | Nature of the transaction           | Value of the transaction in ZMW | Terms of transaction (cash payments or loan ..) | Beneficiary of the transaction <i>(company)</i> | State if there is responsibility to cover the project expenses ? | terms attached to their equity stake |
|                    |                       |                       |                                     |                                 |   |   |  |                                      |
|                    |                       |                       |                                     |                                 |   |   |  |                                      |
|                    |                       |                       |                                     |                                 |   |   |  |                                      |
|                    |                       |                       |                                     |                                 |   |   |  |                                      |
|                    |                       |                       |                                     |                                 |   |   |  |                                      |
|                    |                       |                       |                                     |                                 |   |   |  |                                      |
|                    |                       |                       |                                     |                                 |   |   |  |                                      |
|                    |                       |                       |                                     |                                 |   |   |  |                                      |
|                    |                       |                       |                                     |                                 |   |   |  |                                      |
|                    |                       |                       |                                     |                                 |   |   |  |                                      |
|                    |                       |                       |                                     |                                 |   |   |  |                                      |
|                    |                       |                       |                                     |                                 |   |   |  |                                      |
|                    |                       |                       |                                     |                                 |   |   |  |                                      |
|                    |                       |                       |                                     |                                 |   |   |  |                                      |
|                    |                       |                       |                                     |                                 |   |   |  |                                      |
|                    |                       |                       |                                     |                                 |   |   |  |                                      |

**Management sign-off**

I, undersigned, for and on behalf of the reporting entity confirm that all information provided in the above declaration is accurate and reliable.

\_\_\_\_\_ **Name**  
 \_\_\_\_\_ **Position**  
 \_\_\_\_\_ **Signature and Stamp**

**This Template is addressed to all Reporting Entities**



**Transactions/Infrastructure provisions and barter arrangements**  
 Period covered: 1 January 201\_ to 31 December 201\_

| Description of the project | Location of the project | Terms of the Transaction               |   |   | Terms of Transaction and legal basis (Ref of the Agreement, date of signature, etc..) |
|----------------------------|-------------------------|--|---|---|---|
|                            |                         | Total budget of the Engagement/Project | Value of engagements/project incurred from 1/1/201_ au 31/12/201_ | Cumulated value of engagements/project incurred on 31/12/201_ |   |
|                            |                         |  |   |   |   |
|                            |                         |  |   |   |   |
|                            |                         |  |   |   |   |
|                            |                         |  |   |   |   |
|                            |                         |  |   |   |   |
|                            |                         |  |   |   |   |
|                            |                         |  |   |   |   |
|                            |                         |  |   |   |   |
|                            |                         |  |   |   |   |
| <b>Total</b>               |                         | 0                                      | 0   | 0   |   |

**Management sign-off**

I, undersigned, for and on behalf of the reporting entity confirm that all information provided in the above declaration is accurate and reliable.

\_\_\_\_\_ **Name**

\_\_\_\_\_ **Position**

\_\_\_\_\_ **Signature and Stamp**

**This Template is addressed only to ZCCM-IH and the Ministry of Finance**



**Loans /Loan guarantee granted to Entities operating in extractive sector**  
**Period covered: 1 January 201\_ to 31 December 201\_**

| Beneficiary<br>(Name of the Entity operating in mining sector) | Total amount of the loan/loan guarantee | Terms of the Transaction |                  |               |   |                                   | Other comments |
|--|---|--------------------------|------------------|---------------|---|-----------------------------------|----------------|
|  |   | Date of the grant        | Repayment period | Interest rate | Outstanding amount not reimbursed on 31/12/201_ | Amount reimbursed during the year |                |
|  |   |                          |                  |               |   |                                   |                |
|  |   |                          |                  |               |   |                                   |                |
|  |   |                          |                  |               |   |                                   |                |
|  |   |                          |                  |               |   |                                   |                |
|  |   |                          |                  |               |   |                                   |                |
|  |   |                          |                  |               |   |                                   |                |
|  |   |                          |                  |               |   |                                   |                |
|  |   |                          |                  |               |   |                                   |                |
|  |   |                          |                  |               |   |                                   |                |
| <b>Total</b>   | <b>0</b>                                | <b>0</b>                 | <b>0</b>         |               | <b>0</b>  | <b>0</b>                          |                |

**Management sign-off**

I, undersigned, for and on behalf of the reporting entity confirm that all information provided in the above declaration is accurate and reliable.

\_\_\_\_\_ **Name**

\_\_\_\_\_ **Position**

\_\_\_\_\_ **Signature and Stamp**

**Annex 2: Tracking table of certified declaration forms**

|    | EXTRACTIVE COMPANIES                           | Reception of the reporting templates | Reporting Templates signed by the management | Reporting Templates certified by an external auditor | 2014 Financial Statements audited(yes/no) | 2014 Financial Statements Auditor |
|----|--|--------------------------------------|--|--|---|-----------------------------------|
| 1  | KANSANSHI MINING PLC                           | 29/10/2015                           | yes  | no   | Yes                                       | PwC                               |
| 2  | KONKOLA COPPER MINES PLC                       | 29/10/2015                           | yes  | no   | Yes                                       | Deloitte                          |
| 3  | FIRST QUANTUM MINING AND OPERATIONS LTD-BM M S | 29/10/2015                           | yes  | no   | Yes                                       | PwC                               |
| 4  | MOPANI COPPER MINES PLC                        | 29/10/2015                           | yes  | yes  | Yes                                       | Deloitte                          |
| 5  | LUMWANA MINING COMPANY LIMITED                 | 29/10/2015                           | yes  | no   | Yes                                       | PwC                               |
| 6  | CHIBULUMA MINES PLC                            | 29/10/2015                           | yes  | yes  | Yes                                       | Deloitte                          |
| 7  | LAFARGE CEMENT ZAMBIA PLC                      | 29/10/2015                           | yes  | no   | Yes                                       | Ernst & Young                     |
| 8  | NFC AFRICA MINING PLC                          | 29/10/2015                           | yes  | no   | Yes                                       | Deloitte                          |
| 9  | KAGEM MINING LIMITED                           | 29/10/2015                           | yes  | yes  | Yes                                       | BDO                               |
| 10 | CNMC LUANSHYA COPPER MINES PLC                 | 29/10/2015                           | yes  | no   | Yes                                       | Deloitte                          |
| 11 | LIONS GROUP QUARRIES LIMITED                   | 29/10/2015                           | yes  | no   | Yes                                       | KPMG                              |
| 12 | SCIROCCO ENTERPRISES LIMITED                   | 21/11/2015                           | yes  | no   | Yes                                       | Moores Rowland Zambia             |
| 13 | LUBAMBE COPPER MINE LIMITED                    | 29/10/2015                           | yes  | no   | Yes                                       | Ernst & Young                     |
| 14 | CHAMBISHI METALS PLC                           | 29/10/2015                           | yes  | no   | Yes                                       | PwC                               |
| 15 | SINO-METALS LEACH ZAMBIA LTD                   | 29/10/2015                           | yes  | no   | Yes                                       | Deloitte                          |
| 16 | NDOLA LIME COMPANY LIMITED                     | 2/11/2015                            | yes  | no   | Yes                                       | PwC                               |
| 17 | MAAMBA COLLIERIES LIMITED                      | 29/10/2015                           | yes  | yes  | Yes                                       | BDO                               |
| 18 | SABLE ZINC KABWE LIMITED                       | 25/11/2015                           | Yes  | no   | Yes                                       | Deloitte                          |
| 19 | ALBIDON ZAMBIA LIMITED                         | 29/10/2015                           | yes  | yes  | Yes                                       | Harrison & Associates             |
| 20 | KALUMBILA MINERALS LIMITED                     | 29/10/2015                           | yes  | no   | Yes                                       | PwC                               |
| 21 | GRIZZLY MINING LIMITED                         | 29/10/2015                           | yes  | no   | Yes                                       | Tom Banda & Co                    |
| 22 | DOLOMITE AGGREGATES LIMITED                    | 29/10/2015                           | yes  | no   | Yes                                       | Harrison & Associates             |
| 23 | UNIVERSAL MINING & CHEMICAL INDUSTRIES LIMITED | 23/11/2015                           | yes  | no   | Yes                                       | Ernst & Young                     |
| 24 | CHAMBISHI COPPER SMELTER LIMITED               | 29/10/2015                           | yes  | no   | no  | n/r                               |
| 25 | DENISON MINES ZAMBIA LIMITED                   | 29/10/2015                           | yes  | no   | no  | n/r                               |



|    | EXTRACTIVE COMPANIES                                    | Reception of the reporting templates | Reporting Templates signed by the management | Reporting Templates certified by an external auditor | 2014 Financial Statements audited(yes/no) | 2014 Financial Statements Auditor |
|----|---|--------------------------------------|--|--|---|-----------------------------------|
| 26 | BHP BILLITON WORLD EXPLORATION INC                      | 29/10/2015                           | yes  | yes  | Yes                                       | Ernst & Young                     |
| 27 | ZAMBIAN NONFERROUS METALS EXPLORATION & CON CO LTD      | 29/10/2015                           | yes  | no   | no  | n/r                               |
| 28 | ZCCM-IH   | 29/10/2015                           | yes  | yes  | yes                                       | KPMG                              |
| 29 | CALCITE LIMITED   | 26/11/2015                           | yes  | no   | no  | n/r                               |
| 30 | KALULUSHI CLAY BRICKS LIMITED                           | 27/11/2015                           | yes  | no   | no  | n/r                               |
| 31 | NEELKANTHE LIME LIMITED                                 | 27/11/2015                           | yes  | no   | n/r                                       | n/r                               |
| 32 | UNITURTLE INDUSTRIES                                    | 27/11/2015                           | yes  | no   | n/r                                       | n/r                               |
| 33 | VALE ZAMBIA LIMITED                                     | 26/11/2015                           | yes  | no   | no  | n/r                               |
| 34 | ZAMBEZI PORTLAND CEMENT LIMITED                         | Not submitted                        | n/s  | n/s  | n/s                                       | n/s                               |
| 35 | SAN HE (ZAMBIA) LIMITED                                 | Not submitted                        | n/s  | n/s  | n/s                                       | n/s                               |
| 36 | ANGLO EXPLORATION ZAMBIA LIMITED                        | 6/12/2015                            | yes  | no   | yes                                       | Deloitte and Touche               |
| 37 | MMG(ZAMBIA) EXPLORATION LIMITED                         | 4/12/2015                            | yes  | No   | No  | N/a                               |
| 38 | BLACKTHORN RESOURCES LIMITED                            | 3/12/2015                            | yes  | no   | yes                                       | KPMG                              |
| 39 | METALCO INDUSTRIES LIMITED                              | 4/12/2015                            | yes  | no   | yes                                       | n/r                               |
| 40 | SYNITE QUARRIES ZAMBIA LIMITED                          | 5/12/2015                            | yes  | no   | yes                                       | Business Support Partners         |
|    | n/r: Information not reported in the reporting template |                                      |  |  |   |                                   |
|    | n/s: Reporting template not submitted                   |                                      |  |  |   |                                   |

| GOVERNMENT ENTITIES                        | Reception of reporting templates | Reporting Templates signed by the management | Reporting Templates certified by an auditor |
|--|----------------------------------|--|---|
| <b>Administrations</b>                     |                                  |  |   |
| Zambian Revenue Authority (ZRA)            | 10/29/2015                       | yes  | no (PWC is external auditor)                |
| Ministry of Mines and Minerals Development | 10/29/2015                       | yes  | no  |
| Ministry of Lands                          | 10/29/2015                       | yes  | no  |
| Ministry of Finance and National Planning  | 10/29/2015                       | yes  | no  |
| <b>Local Councils</b>                      |                                  |  |   |
| Mufurlira Municipal Council                | 10/29/2015                       | yes  | no  |
| Kalulushi Municipal Council                | 10/29/2015                       | yes  | no  |
| Zimba District Council                     | 10/29/2015                       | yes  | no  |
| Kitwe City Council                         | 10/29/2015                       | yes  | no  |
| Chililabombwe Municipal Council            | 10/29/2015                       | yes  | no  |
| Luanshya Municipal Council                 | 10/29/2015                       | yes  | no  |
| Chingola Municipal Council                 | 10/29/2015                       | yes  | no  |
| Kabwe Municipal Council                    | 10/29/2015                       | yes  | no  |
| Mazabuka Municipal Council                 | 10/29/2015                       | yes  | no  |
| Ndola City Council                         | 10/29/2015                       | yes  | no  |
| Lufwanyama District Council                | 10/29/2015                       | yes  | no  |
| Lusaka City Council                        | 10/29/2015                       | yes  | no  |
| Mumbwa District Council                    | 10/29/2015                       | yes  | no  |
| Sinazongwe District Council                | 10/29/2015                       | yes  | no  |
| Solwezi Municipal Council                  | 10/29/2015                       | yes  | no  |
| Kafue District Council                     | 10/29/2015                       | yes  | no  |
| Choma Municipal Council                    | 10/29/2015                       | yes  | no  |
| Chilanga District Council                  | 10/29/2015                       | yes  | no  |

**Annex 3: Extractive companies profile and immediate beneficial ownership**

| Company  | TIN           | Licence Reference | Licence Type               | Employment |         |
|--|---------------|-------------------|----------------------------|------------|---------|
|  |               |                   |                            | Domestic   | Foreign |
| KANSANSHI MINING PLC                           | 1001602517    | 7057-HQ-LML       | Large Scale Mining Licence | n/r        | n/r     |
| KONKOLA COPPER MINES PLC                       | 1001772785    | 7074 - HQ - LML   | Large Scale Mining Licence | n/r        | n/r     |
|  |               | 7075 - HQ - LML   | Large Scale Mining Licence |            |         |
|  |               | 7076 - HQ - LML   | Large Scale Mining Licence |            |         |
|  |               | 102099 - HQ - MPL | Large Scale Mining Licence |            |         |
| FIRST QUANTUM MINING AND OPERATIONS LTD-BM M S | 1000003610011 | 7060-HQ-LML       | Mining Operating Permit    | 4375       | 228     |
| MOPANI COPPER MINES PLC                        | 1001630233    | 7625-HQ-LML       | Large Scale Mining Licence | 9220       | 123     |
|  |               | 7073-HQ-LML       | Large Scale Mining Licence |            |         |
| LUMWANA MINING COMPANY LIMITED                 | 1001828755    | LML49             | Large Scale Mining Licence | 1785       | 103     |
| CHIBULUMA MINES PLC                            | 1001663731    | 7064-HQ-LML       | Large Scale Mining Licence | 590        | 7       |
|  |               | 7065-HQ-LML       | Large Scale Mining Licence |            |         |
| LAFARGE CEMENT ZAMBIA PLC                      | 1001666382    | 8324-HQ-LML       | MINING LICENCE             | 514        | 15      |
|  |               | 8323-HQ-LML       | MINING LICENCE             |            |         |
|  |               | 8325-HQ-LML       | MINING LICENCE             |            |         |

| Company                         | TIN            | Licence Reference | Licence Type                | Employment |         |
|---------------------------------|----------------|-------------------|-----------------------------|------------|---------|
|                                 |                |                   |                             | Domestic   | Foreign |
| NFC AFRICA MINING PLC           | 1001604906     | 7069-HQ-LML       | Large Scale Mining Licence  | 1157       | 67      |
| KAGEM MINING LIMITED            | 10000012955808 | 14105-HQ-LGM      | Large scale Gemstone mining | 542        | 62      |
| CNMC LUANSHYA COPPER MINES PLC  | 1001591709     | 8404-HQ-LML       | Large Scale Mining Licence  | 2781       | 102     |
|                                 |                | 8396-HQ-LML       | Large Scale Mining Licence  |            |         |
|                                 |                | 8395-HQ-LML       | Large Scale Mining Licence  |            |         |
|                                 |                | 8394-HQ-LML       | Large Scale Mining Licence  |            |         |
|                                 |                | 8392-HQ-LML       | Large Scale Mining Licence  |            |         |
|                                 |                | 8393-HQ-LML       | Large Scale Mining Licence  |            |         |
|                                 |                | 8097-HQ-LML       | Large Scale Mining Licence  |            |         |
| ZAMBEZI PORTLAND CEMENT LIMITED | 1000005731306  | n/s               | n/s                         | n/s        | n/s     |
| LIONS GROUP QUARRIES LIMITED    | 1001870755     | n/r               | Small Scale Mining Licence  | 103        | 8       |
| SCIROCCO ENTERPRISES LIMITED    | 1001722079     | 7294-HQ-SML       | Small Scale Mining Licence  | n/r        | n/r     |
| LUBAMBE COPPER MINE LIMITED     | 1001582192     | 7061-HQ-LML       | Large Scale Mining Licence  | 1131       | 34      |
| CHAMBISHI METALS PLC            | 1001657479     | 101976/MPL        | Operating permit            | 729        | 3       |
| SINO-METALS LEACH ZAMBIA LTD    | 1001784618     | 101973-HQ-MPL     | Mineral Processing          | 357        | 31      |
|                                 |                | 18153-HQ-LML      | Large Scale                 |            |         |

| Company                    | TIN            | Licence Reference | Licence Type               | Employment |         |
|----------------------------|----------------|-------------------|----------------------------|------------|---------|
|                            |                |                   |                            | Domestic   | Foreign |
|                            |                | 19619-HQ-LML      | Large Scale                |            |         |
| NDOLA LIME COMPANY LIMITED | 10000000005311 | 281               | PROSPECTING                | n/r        | n/r     |
|                            |                | 53                | INCORPORATION              |            |         |
|                            |                | 7045-HQ-LML       | LARGE SCALE MINING         |            |         |
| MAAMBA COLLIERIES LIMITED  | 1001594184     | 7058HQ LML        | Large Scale Mining Licence | 194        | 21      |
| SAN HE (ZAMBIA) LIMITED    | 1001784228     | 8373-HQ-SML       | Small Scale Mining Licence | n/s        | n/s     |
|                            |                | 8164-HQ-SML       | Small Scale Mining Licence |            |         |
| SABLE ZINC KABWE LIMITED   | 1001731662     | n/r               | n/r                        | n/r        | n/r     |
| ALBIDON ZAMBIA LIMITED     | 1001635991     | 8353-HQ-LML       | Large Scale Mining Licence |            |         |
| KALUMBILA MINERALS LIMITED | 1001862964     | 15868 HQ - LML    | Large Scale Mining Licence | 62         | 2       |
|                            |                | 15869 HQ - LML    | Large Scale Mining Licence |            |         |
|                            |                | 15870 HQ - LML    | Large Scale Mining Licence |            |         |
|                            |                | 15871 HQ - LML    | Large Scale Mining Licence |            |         |
|                            |                | 15872 HQ - LML    | Large Scale Mining Licence |            |         |

| Company  | TIN        | Licence Reference | Licence Type               | Employment |         |
|--|------------|-------------------|----------------------------|------------|---------|
|  |            |                   |                            | Domestic   | Foreign |
| GRIZZLY MINING LIMITED                         | 1001644303 | 14532-HQ-LSGL     | Large Scale Mining Licence | 480        | 36      |
| DOLOMITE AGGREGATES LIMITED                    | 1001789244 | 19456-HQ-LML      | Large Scale Mining Licence | 196        | 8       |
| UNIVERSAL MINING & CHEMICAL INDUSTRIES LIMITED | 1001767200 | 13700-HQ-LML 55   | Large Scale Mining Licence | n/r        | n/r     |
|  |            | LML 66            | Large Scale Mining Licence |            |         |
|  |            | 87 - 21-HQ-SML    | Large Scale Mining Licence |            |         |
|  |            | 8092-HQ-SML       | Large Scale Mining Licence |            |         |
| CHAMBISHI COPPER SMELTER LIMITED               | 1001828755 | 8089-HQ-LML       | Large Scale Mining Licence | 1416       | 153     |
|  |            | 9000-HQ-LML       | Large Scale Mining Licence |            |         |
|  |            | 9001-HQ-LML       | Large Scale Mining Licence |            |         |
|  |            | 9002-HQ-LML       | Large Scale Mining Licence |            |         |
|  |            | 9003-HQ-LML       | Large Scale Mining Licence |            |         |
|  |            | 9004-HQ-LML       | Large Scale Mining Licence |            |         |
| DENISON MINES ZAMBIA LIMITED                   | 1001794912 | 13880             | Large Scale Mining Licence | 10         | 0       |
|  |            | 13881             | Large Scale Mining Licence |            |         |

| Company  | TIN           | Licence Reference   | Licence Type                   | Employment |         |
|--|---------------|---|--------------------------------|------------|---------|
|  |               |   |                                | Domestic   | Foreign |
| BHP BILLITON WORLD EXPLORATION INC                 | 1000001564404 | n/a   | n/a                            | Nil        | Nil     |
| ZAMBIAN NONFERROUS METALS EXPLORATION & CON CO LTD | 1001894456    | n/r   | n/r                            | 1416       | 153     |
| ZCCM-IH  | 1001761145    | Several   | Exploration                    | 41         | 0       |
| VALE ZAMBIA LIMITED                                | 1002041741    | n/r   | n/r                            | n/r        | n/r     |
| NEELKANTH LIME LIMITED                             | 1002021633    | n/r   | n/r                            | n/r        | n/r     |
| KALULUSHI CLAY BRICKS LIMITED                      | 1001607381    | n/r   | n/r                            | n/r        | n/r     |
| UNITURTLE INDUSTRIES (ZAMBIA) LIMITED              | 1001734451    | n/r   | n/r                            | n/r        | n/r     |
| METALCO INDUSTRIES LTD                             | 1001629218    | n/r   | n/r                            | 73         | 4       |
| BLACKTHORN RESOURCES ZAMBIA LIMITED                | 1001974811    | 16385HQ-LPL<br>14266-HQ-LPL<br>14265-HQ-LPL<br>14267-HQ-LIPL<br>19820-HQ-LML                      | Prospecting and Mining License | 2          | 1       |
| ANGLO EXPLORATION (ZAMBIA) LIMITED                 | 1002102982    | 16881-HP-LPL<br>16881-HPL-LPL<br>17363-HPL-LPL<br>17375-HPL-LPL<br>17969-HPL-LPL<br>17971-HPL-LPL | Prospecting                    | 21         | 2       |

| Company   | TIN        | Licence Reference            | Licence Type   | Employment |         |
|---|------------|------------------------------|--|------------|---------|
|   |            |                              |  | Domestic   | Foreign |
| SYNITE QUARRIES ZAMBIA                                  | 1001861407 | 12544-HQ-SML<br>16239-HQ-SML | Small Scale Ming   | 111        | 4       |
| CALCITE LIMITED   | 1001804529 | n/r                          | n/r  | n/r        | n/r     |
| MMG (ZAMBIA)<br>EXPLORATION LIMITED                     | 1002053543 | 17316-HQ-LPL<br>20211-HQ-LPL | Large-scale Prospecting<br>Licence<br>Large-scale Prospecting<br>Licence | 15         | 2       |
| n/r: Information not reported in the reporting template |            |                              |  |            |         |
| n/s: Reporting template not submitted                   |            |                              |  |            |         |

|   | Company  | Public listed company/<br>subsidiary of a public<br>listed company | Shareholder(s)                                      | Beneficial ownership information's (for entity holding a total of 50%<br>or more of the equity shares)   |
|---|--|--|---|--|
| 1 | KANSANSHI MINING PLC                           | Yes  | • First Quantum Minerals FQM (80%) - Private entity | FQM : First Quantum's common shares are listed for trading on the Toronto Stock Exchange in Canada and the London Stock Exchange in the United Kingdom(*). |
|   |  |  | • ZCCM-IH (20%)- Government owned company           |  |
| 2 | KONKOLA COPPER MINES PLC                       | Yes  | • Vedanta Resources (79.42%) - Private entity       | Vedanta Resources is listed on the London Stock Exchange and is a constituent of the FTSE 250 Index(*)   |
|   |  |  | • ZCCM-IH (20.58%) - Government owned company       |  |
| 3 | FIRST QUANTUM MINING AND OPERATIONS LTD-BM M S | No   | • Cover Investments Ltd (99,98%) - Private entity   | Not submitted  |



|   | Company                        | Public listed company/<br>subsidiary of a public<br>listed company | Shareholder(s)  | Beneficial ownership information's (for entity holding a total of 50%<br>or more of the equity shares)  |
|---|--------------------------------|--|---|---|
|   |                                |  | <ul style="list-style-type: none"> <li>• Kwalela M Lamaswala (0,02%)</li> </ul>                         |   |
|   | MOPANI COPPER MINES PLC        | Yes  | <ul style="list-style-type: none"> <li>• First Quantum Minerals FQM (73,1%) - Private entity</li> </ul> | FQM : First Quantum's common shares are listed for trading on the Toronto Stock Exchange in Canada and the London Stock Exchange in the United Kingdom (*)  |
| 4 |                                |  | <ul style="list-style-type: none"> <li>• Glencore Xstrata (16,9%) - Private entity</li> </ul>           |   |
|   |                                |  | <ul style="list-style-type: none"> <li>• ZCCM-IH (10%) - Government owned company</li> </ul>            |   |
| 5 | LUMWANA MINING COMPANY LIMITED | No   | <ul style="list-style-type: none"> <li>• Barrick Africa Copper Limited</li> </ul>                       | n/r   |
| 6 | CHIBULUMA MINES PLC            | Yes  | <ul style="list-style-type: none"> <li>• Metorex (Pty) Limited (85%) - Private entity</li> </ul>        | n/r   |
|   |                                |  | <ul style="list-style-type: none"> <li>• ZCCM-IH (15%) - Government owned company</li> </ul>            | nr  |
|   | LAFARGE CEMENT ZAMBIA PLC      | Yes  | LAFARGE CEMENT ZAMBIA is a Public Listed Company in Lusaka Stock Exchange                               | n/r   |
|   |                                |  | Pan African Cement Mauritian(50%)   |   |
| 7 |                                |  | Financiere Lafarge(LafargeHolcim) (25%)   |   |
|   |                                |  | LUSE Central Share Depository/Public Institutions and Individuals(Zambians/Various) (25%)               |   |
| 8 | NFC AFRICA MINING PLC          | Yes  | <ul style="list-style-type: none"> <li>• CNMC Group (85%) - Private entity</li> </ul>                   | CNMC is a large-scale central enterprise under the management of the Government-owned Assets Supervision and Administration Commission of the Government Council in China. The company is listed on n the Hong Kong Stock Exchange since 2005 (*) |
|   |                                |  | <ul style="list-style-type: none"> <li>• ZCCM-IH (15%) - Government owned company</li> </ul>            |   |

|    | Company                         | Public listed company/<br>subsidiary of a public<br>listed company | Shareholder(s)  | Beneficial ownership information's (for entity holding a total of 50%<br>or more of the equity shares)  |
|----|---------------------------------|--|---|---|
| 9  | KAGEM MINING LIMITED            | Yes  | • GEMFIELDS (75%) - Private entity                                      | GEMFIELDS is traded on the London Stock Exchange Alternative Investment Market  |
|    |                                 |  | • ZCCM-IH(25%) - Private entity   |   |
| 10 | CNMC LUANSHYA COPPER MINES PLC  | Yes  | CNMC Group (85%) - Private entity (*)                                   | CNMC is a large-scale central enterprise under the management of the Government-owned Assets Supervision and Administration Commission of the Government Council in China. The company is listed on n the Hong Kong Stock Exchange since 2005 (*) |
|    |                                 |  | ZCCM-IH (15%) - Government owned company (*)                            |   |
| 11 | ZAMBEZI PORTLAND CEMENT LIMITED | n/s  | n/s   | n/s   |
| 12 | LIONS GROUP QUARRIES LIMITED    | No   | Greyvale Overseas LTD (BVI) (80%) - Private entity •                    | n/r   |
|    |                                 |  | Eferton Resources Africa Limited (20%)                                  | n/r   |
| 13 | SCIROCCO ENTERPRISES LIMITED    | n/r  | n/r   | n/r   |
| 14 | LUBAMBE COPPER MINE LIMITED     | No   | • Konnoco (B) Inc (80%) - Private entity                                | n/r   |
|    |                                 |  | • ZCCM-IH (20%) - Government owned company                              |   |
| 15 | CHAMBISHI METALS PLC            | No   | • ENRC (90%) - Private entity   | ENRCleft London Stock Exchange on 25 November 2013 and became private. Information not submitted on the beneficial ownership.   |
|    |                                 |  | • ZCCM-IH (10%) - Government owned company                              |   |
| 16 | SINO-METALS LEACH ZAMBIA LTD    | Yes  | • China Nonferrous Mining Corporation Ltd – CNMC (55%) - Private entity | CNMC is a large-scale central enterprise under the management of the Government-owned Assets Supervision and Administration Commission of the Government Council in China. The company is listed on n the Hong Kong Stock Exchange since 2005 (*) |
|    |                                 |  | • Non Ferrous Copper Africa Mining PLC (15%) - Private entity           |   |

|    | Company  | Public listed company/<br>subsidiary of a public<br>listed company | Shareholder(s)  | Beneficial ownership information's (for entity holding a total of 50%<br>or more of the equity shares)   |
|----|--|--|---|--|
|    |  |  | <ul style="list-style-type: none"> <li>Hainan Sino-Africa Mining Investment Co., Ltd (30%) - Private entity</li> </ul>                                    |  |
| 17 | NDOLA LIME COMPANY LIMITED                     | Yes  | <ul style="list-style-type: none"> <li>ZCCM-IH (100%) - Government owned company</li> </ul>   | ZCCM Investments Holdings Plc (ZCCM-IH) is quoted on the Lusaka, London, and Euronext Stock Exchanges (*)  |
| 18 | MAAMBA COLLIERIES LIMITED                      | Yes  | <ul style="list-style-type: none"> <li>Nava Bharat(Singapore) Pte Ltd (65%) - Private entity</li> <li>ZCCM-IH (35%) - Government owned company</li> </ul> | n/r  |
| 19 | SAN HE (ZAMBIA) LIMITED                        | n/s  | n/s   | n/s  |
| 20 | SABLE ZINC KABWE LIMITED                       | No   | <ul style="list-style-type: none"> <li>Finges Investments BV (99%) - Private entity</li> <li>Glencore Investments BV (1%) - Private entity</li> </ul>     | n/r  |
| 21 | ALBIDON ZAMBIA LIMITED                         | Yes  | <ul style="list-style-type: none"> <li>Jinchuan Group(100%)</li> </ul>  | n/r  |
| 22 | KALUMBILA MINERALS LIMITED                     | Yes  | <ul style="list-style-type: none"> <li>First Quantum Minerals FQM (80%) (100%) - Private entity</li> </ul>  | FQM : First Quantum's common shares are listed for trading on the Toronto Stock Exchange in Canada and the London Stock Exchange in the United Kingdom (*) |
| 23 | GRIZZLY MINING LIMITED                         | n/r  | n/r   | n/r  |
| 24 | DOLOMITE AGGREGATES LIMITED                    | n/r  | n/r   | n/r  |
| 25 | UNIVERSAL MINING & CHEMICAL INDUSTRIES LIMITED | n/r  | n/r   | n/r  |
| 26 | CHAMBISHI COPPER SMELTER LIMITED               | no   | <ul style="list-style-type: none"> <li>ZCCM-IH(20%)</li> <li>CHINA NONFERROUS MINING HOLDINGS LTD (80%)</li> </ul>  | n/r  |
| 27 | DENISON MINES ZAMBIA LIMITED                   | no   | n/r   | n/r  |

|    | Company   | Public listed company/<br>subsidiary of a public<br>listed company | Shareholder(s)  | Beneficial ownership information's (for entity holding a total of 50%<br>or more of the equity shares)  |
|----|---|--|---|---|
| 28 | BHP BILLITON WORLD EXPLORATION INC                      | Yes  | BHP Billiton Ltd  | BHP Billiton Limited are publicly traded on the Australian Stock Exchange in Australia, the Johannesburg Stock Exchange in South Africa, the London Stock Exchange in the United Kingdom and the New York Stock Exchange in the USA |
| 29 | ZAMBIAN NONFERROUS METALS<br>EXPLORATION & CON CO LTD   | No   | <ul style="list-style-type: none"> <li>• Sinomine resources exploration company ltd (98%) - Private entity</li> <li>• Sinomine resources exploration company (HK)ltd (2%) - Private entity</li> </ul> | n/r   |
| 30 | ZCCM-IH   | Yes  | Government of Zambia and Public   | n/a   |
| 31 | ANGLO EXPLORATION ZAMBIA LIMITED                        | n/s  | n/s   | n/s   |
| 32 | CALCITE LIMITED   | no   | n/r   | n/r   |
| 33 | KALULUSHI CLAY BRICKS LIMITED                           | no   | n/r   | n/r   |
| 34 | MMG(ZAMBIA) EXPLORATION LIMITED                         | n/r  | n/r   | n/r   |
| 35 | BLACKTHORN RESOURCES LIMITED                            | n/s  | n/s   | n/s   |
| 36 | METALCO INDUSTRIES LIMITED                              | no   | n/r   | n/r   |
| 37 | NEELKANTHE LIME LIMITED                                 | no   | n/r   | n/r   |
| 38 | SYNITE QUARRIES ZAMBIA LIMITED                          | n/s  | n/s   | n/s   |
| 39 | UNITURTLE INDUSTRIES(ZAMBIA)                            | no   | n/r   | n/r   |
| 40 | VALE ZAMBIA LIMITED                                     | no   | n/r   | n/r   |
|    | n/r: Information not reported in the reporting template |  |   |   |

|  | Company  | Public listed company/<br>subsidiary of a public<br>listed company | Shareholder(s) | Beneficial ownership information's (for entity holding a total of 50%<br>or more of the equity shares) |
|--|--|--|----------------|--|
|  | n/s: Reporting template not submitted              |  |                |  |
|  | n/a : not applicable                               |  |                |  |
|  | (*) Information collected from the company website |  |                |  |

**Annex 4: List of Oil and Gas companies**

| NUMBER | NAME OF COMPANY                            | BLOCK GRANTED | LICENCE NUMBER | DATE OF GRANT | EXPIRY DATE |
|--------|--|---------------|----------------|---------------|-------------|
| 1      | ZCCM-IH                                    | 1             | PEL 012        | 23/06/2011    | 22.06.2015  |
|        | ZCCM-IH                                    | 4             | PEL013         | 23/06/2011    | 22.06.2015  |
|        | ZCCM-IH                                    | 6             | PEL014         | 23/06/2011    | 22.06.2015  |
|        | ZCCM-IH                                    | 10            | PEL015         | 23/06/2011    | 22.06.2015  |
| 2      | MINEX INT (Z) LTD                          | 27            | PEL017         | 14/09/2011    | 13.09.2015  |
| 3      | PETRODEL RESOURCES                         | 17            | PEL005         | 25/03/2011    | 24.03.2015  |
| 4      | RAPID AFRICAN ENERGY                       | 31            | PEL007         | 13/05/2011    | 13.05.2015  |
| 5      | TERRALINNA (Z) LTD                         | 24            | PEL009         | 23/06/2011    | 22.06.2015  |
|        | TERRALINNA (Z) LTD                         | 38            | PEL010         | 23/06/2012    | 22.06.2015  |
| 6      | FRONTIER RESOURCES INTERNATIONAL/METPROSOL | 34            | PEL004         | 25/03/2011    | 24.03.2015  |
| 7      | MAJETU LIMITED                             | 13            | PEL006         | 20/04/2011    | 19.04.2015  |
| 8      | MAFULA ENERGY LIMITED                      | 32            | PEL008         | 30/06/2011    | 29.06.2015  |
| 9      | GAPEX RESOURCES LIMITED                    | 7             | PEL011         | 23/06/2011    | 22.06.2015  |
| 10     | EXILE RESOURCES                            | 26            | PEL003         | 06/04/2011    | 03.06.2015  |
| 11     | CHAT MILLING                               | 5             | PEL016         | 30/06/2011    | 29.06.2015  |
| 12     | BAROTSE PETROLEUM COMPANY                  | 20            | PEL001         | 01/11/2011    | 10.01.2015  |
|        | BAROTSE PETROLEUM COMPANY                  | 21            | PEL002         | 01/11/2011    | 10.01.2015  |
| 13     | SOGEOA                                     | 39            | PEL 022        | 02.12.2013    | 01.12.2017  |
|        | SOGEOA                                     | 43            | PEL 021        | 02.12.2013    | 01.12.2017  |
| 14     | BOWLEVEN OIL AND GAS                       | 25            | PEL 018        | 02.12.2013    | 01.12.2017  |
|        | BOWLEVEN OIL AND GAS                       | 28            | PEL 019        | 02.12.2013    | 01.12.2017  |
|        | BOWLEVEN OIL AND GAS                       | 29            | PEL 020        | 02.12.2013    | 01.12.2017  |
| 15     | RIFT PETROLEUM                             | 40            | PEL 025        | 02.12.2013    | 01.12.2017  |
|        | RIFT PETROLEUM                             | 41            | PEL 024        | 02.12.2013    | 01.12.2017  |
| 16     | SURESTREAM                                 | 42            | PEL 026        | 02.12.2013    | 01.12.2017  |
| 17     | SWALA OIL AND GAS (ZAMBIA)                 | 44            | 44(PEL 027)    |               |             |

**Annex 5: List of Mining Rights (MMMD)**

| No | Code         | Parties                           | Type | Commodities                                     | Status Group | Status | Grant Date | Expiry Date | Area                   | Official Area Unit | Map Reference             |
|----|--------------|-----------------------------------|------|---|--------------|--------|------------|-------------|------------------------|--------------------|---------------------------|
| 1  | 19683-HQ-AMR | Ackson Chitofu (100%)             | AMR  | SAM   | Active       | Active | 8/5/2014   | 8/4/2016    | 6.6836 ha              | ha                 | North Western, Solwezi    |
| 2  | 19989-HQ-AMR | Albertina Kalembwe Kababa (100%)  | AMR  | AMT, AQM, Au, Co, Cu, Fe, LST, Mn, QTZ, TML, Zn | Active       | Active | 10/28/2014 | 10/27/2016  | 6.6587 ha              | ha                 | Central, Mkushi           |
| 3  | 18163-HQ-AMR | Alfred Muchimba (100%)            | AMR  | AMT, AQM  | Active       | Active | 8/9/2013   | 8/8/2015    | 3.3400 ha              | ha                 | Eastern, Lundazi          |
| 4  | 18531-HQ-AMR | Alfred Zulu (100%)                | AMR  | Co, Cu, LST, Ni                                 | Active       | Active | 3/4/2013   | 3/3/2015    | 6.6700 ha              | ha                 | Copperbelt, Ndola         |
| 5  | 18533-HQ-AMR | Alfred Zulu (100%)                | AMR  | Co, Cu, LST, Mn, Ni                             | Active       | Active | 3/4/2013   | 3/3/2015    | 6.6700 ha              | ha                 | Copperbelt, Ndola         |
| 6  | 13800-HQ-AMR | Allan kimbani (100%)              | AMR  | MS  | Active       | Active | 5/23/2013  | 5/22/2015   | 6.6837 ha              | ha                 |                           |
| 7  | 15131-HQ-AMR | Anilkumar Umedbhai Patel (100%)   | AMR  | LST   | Active       | Active | 5/7/2014   | 5/6/2016    | 6.5896 ha              | ha                 | Lusaka, Kafue             |
| 8  | 19676-HQ-AMR | Augustine Kafwafwa Kasongo (100%) | AMR  | SAM   | Active       | Active | 8/15/2014  | 8/14/2016   | 0.0668 km <sup>2</sup> | km <sup>2</sup>    | North Western, Solwezi    |
| 9  | 18168-HQ-AMR | Beatrice Musuwa (100%)            | AMR  | Ag, Au, Co, Cu, Mn, QTZ, Zn                     | Active       | Active | 11/27/2014 | 11/26/2016  | 0.0663 km <sup>2</sup> | km <sup>2</sup>    | Central, Kapiri Mposhi    |
| 10 | 20118-HQ-AMR | Beatrice Musuwa (100%)            | AMR  | Ag, Au, Co, Cu, Mn, QTZ, Zn                     | Active       | Active | 12/2/2014  | 12/1/2016   | 6.6683 ha              | ha                 | Central, Serenje          |
| 11 | 16182-HQ-AMR | Betha Mwanza (100%)               | AMR  | Au, Co, Cu, Fe, Mn                              | Active       | Active | 8/4/2011   | 8/3/2015    | 3.3298 ha              | ha                 | Central, Mkushi           |
| 12 | 13930-HQ-AMR | Brian Mulopu (100%)               | AMR  | SDG   | Active       | Active | 2/7/2013   | 2/6/2015    | 6.6839 ha              | ha                 |                           |
| 13 | 17412-HQ-AMR | Bright Mulangala (100%)           | AMR  | QTZ   | Active       | Active | 6/4/2014   | 6/3/2016    | 6.6600 ha              | ha                 | Central, Mkushi           |
| 14 | 19750-HQ-AMR | Bubala Namakobo (100%)            | AMR  | Ag, Au, Co, Cu, Fe, Mn, Pb, Pt, Zn              | Active       | Active | 8/21/2014  | 8/20/2016   | 6.6786 ha              | ha                 | Copperbelt, Chililabombwe |
| 15 | 20156-HQ-AMR | Bubala Namakobo (100%)            | AMR  | Ag, Au, Co, Cu, Mn, Pb, Zn                      | Active       | Active | 1/12/2015  | 1/11/2017   | 6.6784 ha              | ha                 | Copperbelt, Chililabombwe |

| No | Code          | Parties                       | Type | Commodities   | Status Group | Status | Grant Date | Expiry Date | Area                   | Official Area Unit | Map Reference              |
|----|---------------|-------------------------------|------|---|--------------|--------|------------|-------------|------------------------|--------------------|----------------------------|
| 16 | 20173-HQ-AMR  | Casient Siamatika (100%)      | AMR  | AMT, AQM, GAR, STN                                    | Active       | Active | 7/1/2015   | 6/30/2017   | 6.5637 ha              | ha                 | Southern, Siavonga         |
| 17 | 19308-HQ-AMR  | Chibwe Chama (100%)           | AMR  | Au, Cu, Fe, Mn  | Active       | Active | 9/29/2014  | 9/28/2016   | 0.0667 km <sup>2</sup> | km <sup>2</sup>    | Northern, Mpika            |
| 18 | 20227-HQ-AMR  | Chilufya Mulenga (100%)       | AMR  | AQM   | Active       | Active | 3/27/2015  | 3/26/2017   | 6.6845 ha              | ha                 | Eastern, Lundazi           |
| 19 | 20004-HQ-AMR  | Clement Hantumbu (100%)       | AMR  | GRT   | Active       | Active | 10/21/2014 | 10/20/2016  | 6.5582 ha              | ha                 | Southern, Choma            |
| 20 | 20005-HQ-AMR  | Clement Hantumbu (100%)       | AMR  | GRT   | Active       | Active | 10/20/2014 | 10/19/2016  | 6.5583 ha              | ha                 | Southern, Choma            |
| 21 | 17185-HQ-AMR  | Cyprian Phiri (100%)          | AMR  | MS, SIL   | Active       | Active | 3/18/2014  | 3/17/2016   | 6.6700 ha              | ha                 | Copperbelt, Kitwe          |
| 22 | 20153-HQ-AMR  | Cyprus Tembo (100%)           | AMR  | AQM, GAR, TML   | Active       | Active | 1/14/2015  | 1/13/2017   | 6.6339 ha              | ha                 | Eastern, Nyimba            |
| 23 | 17761-HQ-AMR  | Dassywell Kapambwe (100%)     | AMR  | Co, Cu  | Active       | Active | 1/8/2014   | 1/7/2016    | 6.6700 ha              | ha                 | Copperbelt, Ndola          |
| 24 | 20222-HQ-AMR  | David Bowa (100%)             | AMR  | Sn, Ta  | Active       | Active | 3/3/2015   | 3/2/2017    | 3.2582 ha              | ha                 | Southern, Kalomo           |
| 25 | 18761-HQ-AMR  | David Mulenga (100%)          | AMR  | SDG   | Active       | Active | 10/14/2014 | 10/13/2016  | 6.6800 ha              | ha                 | Copperbelt, Chingola       |
| 26 | 19460-HQ-AMR  | Delax Chilumbu (100%)         | AMR  | Au, Cu, LST   | Active       | Active | 3/3/2014   | 3/2/2016    | 3.3361 ha              | ha                 | Copperbelt, Masaiti, Ndola |
| 27 | 14012-HQ-AMR  | Doctor Siabusu Joinery (100%) | AMR  | Cu, Cu <sub>2</sub> CO <sub>3</sub> (OH) <sub>2</sub> | Active       | Active | 8/22/2013  | 8/21/2015   | 3.3209 ha              | ha                 | Eastern, Petauke           |
| 28 | 19474-HQ-AMR  | Dorothy Kaonga (100%)         | AMR  | Au, GRF   | Active       | Active | 1/13/2015  | 1/12/2017   | 6.7298 ha              | ha                 | Northern, Isoka            |
| 29 | 18550-HQ-AMR  | Edward Tembo (100%)           | AMR  | Au, Co, Cu, Fe, Mg, Mn                                | Active       | Active | 5/28/2013  | 5/27/2015   | 6.6900 ha              | ha                 | North Western, Solwezi     |
| 30 | 13193 -HQ-AMR | Elia Malikuki (100%)          | AMR  | Cu  | Active       | Active | 5/24/2011  | 5/23/2015   | 6.6815 ha              | ha                 |                            |
| 31 | 13836-HQ-AMR  | Emmanuel J. Chanda (100%)     | AMR  | QTZ, SiO <sub>2</sub>                                 | Active       | Active | 6/27/2011  | 6/26/2015   | 3.3583 ha              | ha                 | Luapula, Mansa             |



| No | Code         | Parties                            | Type | Commodities                | Status Group | Status | Grant Date | Expiry Date | Area                   | Official Area Unit | Map Reference          |
|----|--------------|------------------------------------|------|----------------------------|--------------|--------|------------|-------------|------------------------|--------------------|------------------------|
| 32 | 14387-HQ-AMR | Epiphania Kaundula (100%)          | AMR  | Fe                         | Active       | Active | 10/5/2011  | 10/4/2015   | 6.6116 ha              | ha                 | Central, Chibombo      |
| 33 | 18773-HQ-AMR | Eunice K. Anamela (100%)           | AMR  | Co, Cu, Fe, Mn, Zn         | Active       | Active | 5/13/2013  | 5/12/2015   | 6.7100 ha              | ha                 | Luapula, Mansa         |
| 34 | 18774-HQ-AMR | Eunice K. Anamela (100%)           | AMR  | Co, Cu, Fe, Mn, Zn         | Active       | Active | 5/13/2013  | 5/12/2015   | 6.7100 ha              | ha                 | Luapula, Mansa         |
| 35 | 19647-HQ-AMR | Evans Kunda Musunsa (100%)         | AMR  | AQM, QTZ, TML              | Active       | Active | 9/29/2014  | 9/28/2016   | 0.0666 km <sup>2</sup> | km <sup>2</sup>    | Central, Serenje       |
| 36 | 18167-HQ-AMR | Fridah Siame (100%)                | AMR  | Ag, Au, Co, Cu, Fe, Mn, Zn | Active       | Active | 9/4/2013   | 9/3/2015    | 6.6300 ha              | ha                 | Central, Kapiri Mposhi |
| 37 | 18885-HQ-AMR | Geoffrey Kapansa (100%)            | AMR  | EM, QTZ                    | Active       | Active | 8/22/2013  | 8/21/2015   | 3.3324 ha              | ha                 | Copperbelt, Luanshya   |
| 38 | 8762-HQ-AMR  | George Daka (100%)                 | AMR  | AMT, EM, QTZ               | Active       | Active | 5/22/2013  | 5/21/2015   | 6.6553 ha              | ha                 | Copperbelt, Masaiti    |
| 39 | 15308-HQ-AMR | Getrude NsofwaTuchula Chila (100%) | AMR  | GRT, SDG                   | Active       | Active | 7/20/2011  | 7/19/2015   | 6.5944 ha              | ha                 | Lusaka, Kafue          |
| 40 | 19450-HQ-AMR | Gideon Kajoba (100%)               | AMR  | QTZ                        | Active       | Active | 10/9/2014  | 10/8/2016   | 6.6681 ha              | ha                 | North Western, Solwezi |
| 41 | 20003-HQ-AMR | Gift Sanyinda (100%)               | AMR  | GRT                        | Active       | Active | 10/22/2014 | 10/21/2016  | 6.5466 ha              | ha                 | Southern, Choma        |
| 42 | 13802-HQ-AMR | Godfrey Kikome (100%)              | AMR  | MS                         | Active       | Active | 5/23/2013  | 5/22/2015   | 6.6826 ha              | ha                 |                        |
| 43 | 19981-HQ-AMR | Godfrey, Robert Kayukwa (100%)     | AMR  | AQM, QTZ, TML              | Active       | Active | 11/25/2014 | 11/24/2016  | 6.5913 ha              | ha                 | Southern, Itezhi Tezhi |
| 44 | 19792-HQ-AMR | Goodson Mwape (100%)               | AMR  | Mn                         | Active       | Active | 10/29/2014 | 10/28/2016  | 6.7223 ha              | ha                 | Luapula, Samfya        |
| 45 | 18940-HQ-AMR | Happy Chimbamanga (100%)           | AMR  | MS                         | Active       | Active | 8/7/2013   | 8/6/2015    | 6.6800 ha              | ha                 | North Western, Solwezi |
| 46 | 13999-HQ-AMR | Hurry Ntanga (100%)                | AMR  | SDG                        | Active       | Active | 8/7/2013   | 8/6/2015    | 6.6826 ha              | ha                 |                        |
| 47 | 18547-HQ-AMR | James M Mumbi (100%)               | AMR  | Co, Cu, LST, Mn, Ni        | Active       | Active | 3/4/2013   | 3/3/2015    | 6.6700 ha              | ha                 | Copperbelt, Ndola      |
| 48 | 18530-HQ-AMR | James Mkandawire (100%)            | AMR  | Co, Cu, Mn, Ni             | Active       | Active | 3/4/2013   | 3/3/2015    | 6.6700 ha              | ha                 | Copperbelt, Ndola      |

| No | Code         | Parties                      | Type | Commodities                | Status Group | Status | Grant Date | Expiry Date | Area                   | Official Area Unit | Map Reference             |
|----|--------------|------------------------------|------|----------------------------|--------------|--------|------------|-------------|------------------------|--------------------|---------------------------|
| 49 | 17411-HQ-AMR | Jameson Mwitwa (100%)        | AMR  | QTZ                        | Active       | Active | 6/6/2014   | 6/5/2016    | 6.6591 ha              | ha                 | Central, Mkushi           |
| 50 | 14544-HQ-AMR | Jennipher Mwale Chisala (0%) | AMR  | Cu, Fe, Mn                 | Active       | Active | 4/20/2012  | 4/19/2016   | 6.7228 ha              | ha                 | Northern, Luwingu         |
| 51 | 19831-HQ-AMR | Jignesh P.Soni (100%)        | AMR  | Au, Co, Cu, GRT            | Active       | Active | 8/6/2014   | 8/5/2016    | 6.6788 ha              | ha                 | North Western, Solwezi    |
| 52 | 19830-HQ-AMR | Jigneshi P.Soni (100%)       | AMR  | Au, Co, Cu, GRT            | Active       | Active | 8/6/2014   | 8/5/2016    | 6.6763 ha              | ha                 | North Western, Solwezi    |
| 53 | 19416-HQ-AMR | Joel Mulule Ngo (100%)       | AMR  | SLA, STN, STN1             | Active       | Active | 9/16/2014  | 9/15/2016   |                        | ha                 | Northern, Kasama          |
| 54 | 14036-HQ-AMR | john Kamalamba (100%)        | AMR  | SDG                        | Active       | Active | 11/1/2012  | 10/31/2014  | 6.6828 ha              | ha                 | North Western, Solwezi    |
| 55 | 18994-HQ-AMR | Joseph Gofu Kanyama (100%)   | AMR  | Cu                         | Active       | Active | 5/30/2014  | 5/29/2016   | 6.5933 ha              | ha                 | Central, Mumbwa           |
| 56 | 18995-HQ-AMR | Joseph Gofu Kanyama (100%)   | AMR  | Cu                         | Active       | Active | 5/30/2014  | 5/29/2016   | 6.5933 ha              | ha                 | Central, Mumbwa           |
| 57 | 19850-HQ-AMR | Joseph Phiri (100%)          | AMR  | Ag, Au, Co, Cu             | Active       | Active | 8/14/2014  | 8/13/2016   | 6.6166 ha              | ha                 | Central, Chibombo         |
| 58 | 19851-HQ-AMR | Joseph Phiri (100%)          | AMR  | Ag, Au, Co, Cu             | Active       | Active | 11/5/2014  | 11/4/2016   | 6.6167 ha              | ha                 | Central, Chibombo         |
| 59 | 19722-HQ-AMR | Joseph Shabaya Moyo (100%)   | AMR  | GRT, SAM, STN              | Active       | Active | 7/13/2015  | 7/12/2017   | 0.0666 km <sup>2</sup> | km <sup>2</sup>    | Central, Mkushi           |
| 60 | 20157-HQ-AMR | kabaso Babba Mulenga (100%)  | AMR  | Ag, Au, Co, Cu, Mn, Pb, Zn | Active       | Active | 1/12/2015  | 1/11/2017   | 6.6786 ha              | ha                 | Copperbelt, Chililabombwe |
| 61 | 20158-HQ-AMR | kabaso Babba Mulenga (100%)  | AMR  | Ag, Au, Co, Cu, Mn, Pb, Zn | Active       | Active | 1/12/2015  | 1/11/2017   | 6.6786 ha              | ha                 | Copperbelt, Chililabombwe |
| 62 | 10215-HQ-AMR | Kabunda Joseph Mwape (100%)  | AMR  | TML                        | Active       | Active | 6/20/2011  | 6/19/2015   | 6.7150 ha              | ha                 | Luapula, Mansa            |

| No | Code         | Parties                        | Type | Commodities    | Status Group | Status | Grant Date | Expiry Date | Area                   | Official Area Unit | Map Reference          |
|----|--------------|--------------------------------|------|----------------|--------------|--------|------------|-------------|------------------------|--------------------|------------------------|
| 63 | 19832-HQ-AMR | Katie Evanthia Stavron (100%)  | AMR  | SIL            | Active       | Active | 8/18/2014  | 8/17/2016   | 6.6772 ha              | ha                 | Copperbelt, Chingola   |
| 64 | 16762-HQ-AMR | Kenneth Simbeye (100%)         | AMR  | Mn             | Active       | Active | 11/29/2012 | 11/28/2014  | 6.6855 ha              | ha                 | Northern, Mpika        |
| 65 | 12600-HQ-AMR | Leatetia Hamooba (100%)        | AMR  | MS             | Active       | Active | 12/4/2009  | 12/22/2015  | 6.5748 ha              | ha                 | Southern, Mazabuka     |
| 66 | 18301-HQ-AMR | Lewin Makafu Salimu (100%)     | AMR  | GRT            | Active       | Active | 7/30/2013  | 7/29/2017   | 3.3400 ha              | ha                 | Copperbelt, Ndola      |
| 67 | 18899-HQ-AMR | Lewis Mandeya (100%)           | AMR  | MS             | Active       | Active | 10/1/2013  | 9/30/2015   | 6.6800 ha              | ha                 | North Western, Solwezi |
| 68 | 19543-HQ-AMR | Lubilo Mate (100%)             | AMR  | SDG            | Active       | Active | 5/9/2014   | 5/8/2016    | 6.6800 ha              | ha                 | North Western, Solwezi |
| 69 | 19376-HQ-AMR | Lucia Mupeta (100%)            | AMR  | Au             | Active       | Active | 6/26/2015  | 6/25/2017   | 6.6100 ha              | ha                 | Lusaka, Chongwe        |
| 70 | 17410-HQ-AMR | Malani Ngambi (100%)           | AMR  | QTZ            | Active       | Active | 12/4/2013  | 12/3/2015   | 6.6600 ha              | ha                 | Central, Mkushi        |
| 71 | 18638-HQ-AMR | Marvis Ngoma (100%)            | AMR  | Fe, Sn, Ta     | Active       | Active | 8/22/2013  | 8/21/2015   | 6.5200 ha              | ha                 | Southern, Kalomo       |
| 72 | 19849-HQ-AMR | Messiah Sekani (100%)          | AMR  | Ag, Au, Co, Cu | Active       | Active | 8/14/2014  | 8/13/2016   | 6.6166 ha              | ha                 | Central, Chibombo      |
| 73 | 20108-HQ-AMR | Messres Davis Mwanamoya (100%) | AMR  | AQM, QTZ, TML  | Active       | Active | 12/9/2014  | 12/8/2016   | 6.6780 ha              | ha                 | Eastern, Lundazi       |
| 74 | 19325-HQ-AMR | Mukupa Patrick Malama (100%)   | AMR  | Cu, EM         | Active       | Active | 6/10/2014  | 6/9/2016    | 6.6928 ha              | ha                 | Northern, Mpika        |
| 75 | 19901-HQ-AMR | Mulandu Matoka (100%)          | AMR  | SDG            | Active       | Active | 4/15/2015  | 4/14/2017   | 6.6846 ha              | ha                 | North Western, Solwezi |
| 76 | 19169-HQ-AMR | MULENGA ANGELA CHITALU (100%)  | AMR  | CLY1, GYP, LST | Active       | Active | 10/8/2013  | 10/7/2015   | 6.6826 ha              | ha                 | Northern, Mpika        |
| 77 | 20214-HQ-AMR | Ngowani Makasa (100%)          | AMR  | SDG, SIL       | Active       | Active | 8/10/2015  | 8/9/2017    | 0.0667 km <sup>2</sup> | km <sup>2</sup>    | Copperbelt, Kitwe      |

| No | Code         | Parties                             | Type | Commodities             | Status Group | Status | Grant Date | Expiry Date | Area      | Official Area Unit | Map Reference                         |
|----|--------------|-------------------------------------|------|-------------------------|--------------|--------|------------|-------------|-----------|--------------------|---------------------------------------|
| 78 | 20174-HQ-AMR | Nthambose Jacqueline Mhlanga (100%) | AMR  | GRT, SDG, STN           | Active       | Active | 7/1/2015   | 6/30/2017   | 6.6564 ha | ha                 | Central, Mkushi                       |
| 79 | 10068-HQ-AMR | Pascal Kalwambisha (100%)           | AMR  | Cu                      | Active       | Active | 7/27/2009  | 2/5/2015    | 6.6823 ha | ha                 | North Western, Solwezi, Chief Mulonga |
| 80 | 19952-HQ-AMR | Peter Sito Kalikeka Mwanza (100%)   | AMR  | Cu, Ti                  | Active       | Active | 10/27/2014 | 10/26/2016  | 6.6421 ha | ha                 | Eastern, Petauke                      |
| 81 | 18639-HQ-AMR | Puta Mwambi (100%)                  | AMR  | Fe, Sn, Ta              | Active       | Active | 8/22/2013  | 8/21/2015   | 6.5200 ha | ha                 | Southern, Kalomo                      |
| 82 | 16165-HQ-AMR | Rabby Mulela (100%)                 | AMR  | QTZ, SIL                | Active       | Active | 12/21/2012 | 12/20/2014  | 3.3400 ha | ha                 | Copperbelt, Mufulira                  |
| 83 | 18534-HQ-AMR | Ria Banda (100%)                    | AMR  | Co, Cu, Mn, Ni          | Active       | Active | 3/4/2013   | 3/3/2015    | 6.6700 ha | ha                 | Copperbelt, Ndola                     |
| 84 | 17793-HQ-AMR | Richard Banda (100%)                | AMR  | Ag, Co, Cu, LST, Zn     | Active       | Active | 3/1/2013   | 2/28/2015   | 6.6886 ha | ha                 | North Western, Solwezi                |
| 85 | 17794-HQ-AMR | Richard Banda (100%)                | AMR  | Ag, Co, Cu, LST, Zn     | Active       | Active | 8/2/2013   | 8/1/2015    | 6.6900 ha | ha                 | North Western, Solwezi                |
| 86 | 18527-HQ-AMR | Richard Banda (100%)                | AMR  | Co, Cu, LST, Ni         | Active       | Active | 9/22/2014  | 9/21/2016   | 6.6700 ha | ha                 | Copperbelt, Ndola                     |
| 87 | 19766-HQ-AMR | Richard Kombe (100%)                | AMR  | AMT, AQM, GAR, QTZ, TML | Active       | Active | 12/23/2014 | 12/22/2016  | 6.6678 ha | ha                 | Eastern, Lundazi                      |
| 88 | 17741-HQ-AMR | Sandy Kamzimbi (100%)               | AMR  | Cu, Mn                  | Active       | Active | 5/20/2013  | 5/19/2017   | 6.7222 ha | ha                 |                                       |
| 89 | 18901-HQ-AMR | Shadreck Kalima (100%)              | AMR  | Mn                      | Active       | Active | 9/26/2014  | 9/25/2016   | 6.6272 ha | ha                 | Central, Kapiri Mposhi                |
| 90 | 13056-HQ-AMR | Simion Mwanamambo (100%)            | AMR  | QTZ, TML                | Active       | Active | 8/27/2014  | 8/26/2016   | 6.5906 ha | ha                 | Southern, Itezhi Tezhi                |
| 91 | 19591-HQ-AMR | Solomon Anos Tembo (100%)           | AMR  | Au, Cu, Fe, Mn, Pb, Zn  | Active       | Active | 7/2/2014   | 7/1/2016    | 6.6591 ha | ha                 | Central, Mkushi                       |
| 92 | 16037-HQ-AMR | Stephen Mutale (100%)               | AMR  | Co, Cu, Fe              | Active       | Active | 5/20/2014  | 5/19/2016   | 6.6802 ha | ha                 | Copperbelt, Mufulira                  |
| 93 | 13801-HQ-AMR | Steven Pezulu Kajimanga (100%)      | AMR  | SDG                     | Active       | Active | 1/27/2014  | 1/26/2016   | 6.6837 ha | ha                 |                                       |

| No  | Code          | Parties                                 | Type | Commodities              | Status Group | Status          | Grant Date | Expiry Date | Area          | Official Area Unit | Map Reference                     |
|-----|---------------|---|------|--------------------------|--------------|-----------------|------------|-------------|---------------|--------------------|-----------------------------------|
| 94  | 20074-HQ-AMR  | Sylvia Bubala Chikale Mang'ola (100%)   | AMR  | F, LAT, LST2, STN1, STN2 | Active       | Active          | 11/27/2014 | 11/26/2016  | 6.5686 ha     | ha                 | Southern, Siavonga                |
| 95  | 20075-HQ-AMR  | Sylvia Bubala Chikale Mang'ola (100%)   | AMR  | F, LAT, LST2, STN1, STN2 | Active       | Active          | 11/27/2014 | 11/26/2016  | 6.5687 ha     | ha                 | Southern, Siavonga                |
| 96  | 20119-HQ-AMR  | Winter Libbohola (100%)                 | AMR  | AQM, EM, TML             | Active       | Active          | 5/20/2015  | 5/19/2017   | 6.6683 ha     | ha                 | Central, Serenje                  |
| 97  | 17779-HQ-AMR  | Zamiwe Kausu (100%)                     | AMR  | Ag, Au, Cu, Fe, LST      | Active       | Active          | 5/7/2014   | 5/6/2016    | 6.6900 ha     | ha                 | North Western, Solwezi            |
| 98  | 17780-HQ-AMR  | Zamiwe Kausu (100%)                     | AMR  | Ag, Au, Cu, Fe, LST      | Active       | Active          | 5/7/2014   | 5/6/2016    | 6.6900 ha     | ha                 | North Western, Solwezi            |
| 99  | 15765-HQ-AMR  | David Mulenga (100%)                    | AMR  | MS                       | Active       | Pending Renewal | 5/9/2012   | 5/8/2014    | 6.6671 ha     | ha                 | Copperbelt, Kitwe                 |
| 100 | 15669-HQ-AMR  | Henry Lukanga (100%)                    | AMR  | Fe, Pb, Zn               | Active       | Pending Renewal | 8/23/2013  | 8/22/2015   | 0.0334 ha     | ha                 | Central, Kabwe                    |
| 101 | 13631-HQ-AMR  | Toel Ngobola (100%)                     | AMR  | SDG                      | Active       | Pending Renewal | 6/7/2011   | 6/6/2013    | 3.2903 ha     | ha                 | Southern, Mazabuka                |
| 102 | 19255-HQ-LGL  | Jagoda Gems Limited (100%)              | LGL  | TML                      | Active       | Active          | 11/13/2013 | 11/12/2023  |               | ha                 | Central, Mkushi                   |
| 103 | 15652-HQ-SGML | Purple Stars Investments Limited (100%) | LGL  | EM                       | Active       | Active          | 10/6/2011  | 10/5/2021   |               | ha                 |                                   |
| 104 | 19805-HQ-LGL  | Spearnet Zambia Limited (100%)          | LGL  | GEM                      | Active       | Active          | 8/28/2014  | 8/27/2024   | 1928.3106 ha  | ha                 | Eastern, Lundazi                  |
| 105 | 17448-HQ-LGL  | Tamarisk Investments Ltd (100%)         | LGL  | DIA                      | Active       | Active          | 11/9/2012  | 11/8/2022   | 16516.3700 ha | ha                 | Central, Serenje; Northern, Mpika |
| 106 | 17449-HQ-LGL  | Tamarisk Investments Ltd (100%)         | LGL  | DIA                      | Active       | Active          | 11/8/2012  | 11/7/2022   | 19617.0200 ha | ha                 | Northern, Mpika                   |
| 107 | 13296-HQ-LGL  | Wise Focus Mining Limited (100%)        | LGL  | AMT, QTZ, TML            | Active       | Active          | 6/12/2009  | 6/11/2034   | 511.8600 ha   | ha                 | Northern, Mpika                   |
| 108 | 15071-HQ-LSGL | Zamgem International Limited (100%)     | LGL  | AMT, QTZ, TML            | Active       | Active          | 9/27/2012  | 9/26/2022   | 20052.1500 ha | ha                 | Central, Serenje                  |

| No  | Code         | Parties                                      | Type | Commodities   | Status Group | Status | Grant Date | Expiry Date | Area                     | Official Area Unit | Map Reference              |
|-----|--------------|--|------|---|--------------|--------|------------|-------------|--------------------------|--------------------|----------------------------|
| 109 | 19762-HQ-LGL | Zejun Investment Limited (100%)              | LGL  | Be3Al2(SiO3)6, GAR, QTZ, TML  | Active       | Active | 8/7/2014   | 8/6/2024    | 359.5927 ha              | ha                 | Central, Mkushi            |
| 110 | 19840-HQ-LGL | Zejun Investment Limited (100%)              | LGL  | Be3Al2(SiO3)6, GAR, QTZ, TML  | Active       | Active | 8/7/2014   | 8/6/2024    | 2170.0805 ha             | ha                 | Copperbelt, Lufwanyama     |
| 111 | 8353-HQ-LML  | Albidon Zambia Limited (100%)                | LML  |   | Active       | Active | 5/15/2006  | 5/14/2031   | 23869.0300 ha            | ha                 | Southern, Mazabuka, Mugoto |
| 112 | 19740-HQ-LML | Arab Contractors Zambia Limited (0%)         | LML  | DOL, GRT, LAT, LST  | Active       | Active | 9/24/2014  | 9/23/2039   | 3688.3667 ha             | ha                 | Lusaka, Kafue              |
| 113 | 17164-HQ-LML | Arab Contractors Zambia Limited (100%)       | LML  | GRT, LAT, SDG, SST  | Active       | Active | 8/15/2012  | 8/14/2037   | 4.0835 km <sup>2</sup>   | km <sup>2</sup>    | Lusaka, Kafue              |
| 114 | 19820-HQ-LML | Blackthorn Resources Zambia Limited (100%)   | LML  | Ag, As, Au, Co, Cr, Cu, Fe, Ge, Mn, Mo, Nb, Ni, Pb, REE, S, Sb, Se, Sn, Ta, V, Zn | Active       | Active | 11/21/2014 | 11/20/2039  | 248.1883 km <sup>2</sup> | km <sup>2</sup>    | Central, Mumbwa            |
| 115 | 19624-HQ-LML | Buffalo Consortium Limited                   | LML  | LST   | Active       | Active | 8/1/2014   | 7/31/2039   | 247.1122 km <sup>2</sup> | km <sup>2</sup>    | Lusaka, Chongwe, Kafue     |
| 116 | 8403-HQ-LML  | Chambishi Copper Smelter Limited (100%)      | LML  |   | Active       | Active | 11/8/2006  | 11/7/2031   | 6.6800 ha                | ha                 | Copperbelt, Kalulushi      |
| 117 | 8245-HQ-LML  | Changfa Resources Limited (100%)             | LML  | Ag, Au, Co, Cu, Fe, Pb, Sn, Zn  | Active       | Active | 10/6/2011  | 10/5/2036   | 2184.2200 ha             | ha                 | Copperbelt, Mufulira       |
| 118 | 7064-HQ-LML  | Chibuluma Mines Plc (100%)                   | LML  | Cu  | Active       | Active | 10/6/1997  | 10/5/2022   | 4895.1200 ha             | ha                 | Copperbelt, Kalulushi      |
| 119 | 7065-HQ-LML  | Chibuluma Mines Plc (100%)                   | LML  |   | Active       | Active | 10/6/1997  | 10/5/2022   | 1119.9900 ha             | ha                 | Copperbelt, Lufwanyama     |
| 120 | 8325-HQ-LML  | Chilanga Cement Limited (100%)               | LML  | Fe, LST, PYF  | Active       | Active | 1/24/2006  | 1/23/2031   | 1884.6520 ha             | ha                 | Lusaka, Kafue              |
| 121 | 17878-HQ-LML | China Copper Mines Ltd (100%)                | LML  | Au, Co, Cu  | Active       | Active | 3/5/2013   | 3/4/2038    | 276.9130 ha              | ha                 | Copperbelt, Chingola       |
| 122 | 12634-HQ-LML | Chirundu Joint Venture Zambia Limited (100%) | LML  | U   | Active       | Active | 10/9/2009  | 10/8/2034   | 24806.2700 ha            | ha                 | Southern, Siavonga         |
| 123 | 8097-HQ-LML  | CNMC Luanshya Copper Mines PLC               | LML  | Ag, Au, Bi, Co, Cu, Ni, Pb, SIL, U, Zn  | Active       | Active | 1/23/2004  | 1/22/2024   | 4564.5400 ha             | ha                 | Copperbelt, Luanshya       |

| No  | Code         | Parties  | Type | Commodities                     | Status Group | Status | Grant Date | Expiry Date | Area                    | Official Area Unit | Map Reference              |
|-----|--------------|--|------|---------------------------------|--------------|--------|------------|-------------|-------------------------|--------------------|----------------------------|
| 124 | 8392-HQ-LML  | CNMC Luanshya Copper Mines PLC                   | LML  | Co, Cu                          | Active       | Active | 10/19/2006 | 10/18/2031  | 163.2700 ha             | ha                 | Copperbelt, Luanshya       |
| 125 | 8393-HQ-LML  | CNMC Luanshya Copper Mines PLC                   | LML  | Co, Cu                          | Active       | Active | 10/19/2006 | 10/18/2031  | 7933.2000 ha            | ha                 | Copperbelt, Luanshya       |
| 126 | 8394-HQ-LML  | CNMC Luanshya Copper Mines PLC                   | LML  | Co, Cu                          | Active       | Active | 10/19/2006 | 10/18/2031  | 59.9700 ha              | ha                 | Copperbelt, Luanshya       |
| 127 | 8395-HQ-LML  | CNMC Luanshya Copper Mines PLC                   | LML  | Co, Cu                          | Active       | Active | 10/19/2006 | 10/18/2031  | 116.6000 ha             | ha                 | Copperbelt, Luanshya       |
| 128 | 8396-HQ-LML  | CNMC Luanshya Copper Mines PLC                   | LML  | Co, Cu                          | Active       | Active | 10/19/2006 | 10/18/2031  | 53.2800 ha              | ha                 | Copperbelt, Luanshya       |
| 129 | 8404-HQ-LML  | CNMC Luanshya Copper Mines PLC                   | LML  | Co, Cu                          | Active       | Active | 11/9/2006  | 11/8/2031   | 86.6400 ha              | ha                 | Copperbelt, Luanshya       |
| 130 | 16773-HQ-LML | Dangote Quarries Zambia Limited (100%)           | LML  | LST                             | Active       | Active | 8/3/2012   | 8/2/2037    | 1020.3000 ha            | ha                 | Copperbelt, Masaiti        |
| 131 | 13880-HQ-LML | Denison Mines Zambia Limited (100%)              | LML  |                                 | Active       | Active | 3/26/2010  | 3/25/2035   | 23363.5200 ha           | ha                 | Southern, Siavonga         |
| 132 | 13881-HQ-LML | Denison Mines Zambia Limited (100%)              | LML  | U                               | Active       | Active | 3/26/2010  | 3/25/2035   | 23751.5300 ha           | ha                 | Southern, Siavonga         |
| 133 | 17595-HQ-LML | Dhara Manganese Limited (0%)                     | LML  | Co, Cu, Mn, Pb, Zn              | Active       | Active | 4/11/2014  | 4/10/2039   | 19911.9696 ha           | ha                 | Luapula, Mansa             |
| 134 | 19456-HQ-LML | Dolomite Aggregate Limited (100%)                | LML  | DOL                             | Active       | Active | 3/6/2014   | 3/5/2039    | 214.4000 ha             | ha                 | Lusaka, Kafue              |
| 135 | 19725-HQ-LML | Double impacty Construction Company Ltd (100%)   | LML  | LST, MBL                        | Active       | Active | 8/28/2014  | 8/27/2039   | 10.8189 km <sup>2</sup> | km <sup>2</sup>    | Lusaka, Kafue, Lusaka      |
| 136 | 6990-HQ-LML  | Enviro Processing Limited (100%)                 | LML  | Cu, Mn, Pb, Zn                  | Active       | Active | 11/1/1996  | 10/31/2021  | 573.1300 ha             | ha                 | Central, Kabwe             |
| 137 | 7060-HQ-LML  | First Quantum Mining & Operations Limited (100%) | LML  |                                 | Active       | Active | 5/6/1997   | 5/12/2017   | 5500.2900 ha            | ha                 | Copperbelt, Masaiti, Ndola |
| 138 | 12617-HQ-LML | Jin Ding Mining Limited (100%)                   | LML  | Cu                              | Active       | Active | 1/8/2009   | 1/7/2034    | 2870.4400 ha            | ha                 | Central, Mumbwa            |
| 139 | 15868-HQ-LML | Kalumbila Minerals Limited (100%)                | LML  | Ag, Au, Co, Cu, Fe, Ni, PGM, Se | Active       | Active | 4/20/2011  | 4/19/2036   | 24807.1300 ha           | ha                 | North Western, Solwezi     |

| No  | Code         | Parties                           | Type | Commodities                           | Status Group | Status | Grant Date | Expiry Date | Area                     | Official Area Unit | Map Reference                       |
|-----|--------------|-----------------------------------|------|---------------------------------------|--------------|--------|------------|-------------|--------------------------|--------------------|-------------------------------------|
| 140 | 15869-HQ-LML | Kalumbila Minerals Limited (100%) | LML  | Ag, Au, Co, Cu, Fe, Ni, PGM, Se       | Active       | Active | 4/20/2011  | 4/19/2036   | 24368.7900 ha            | ha                 | North Western, Mwinilunga, Solwezi  |
| 141 | 15870-HQ-LML | Kalumbila Minerals Limited (100%) | LML  | Ag, Au, Co, Cu, Fe, Ni, PGM, Se       | Active       | Active | 4/20/2011  | 4/19/2036   | 23989.9800 ha            | ha                 | North Western, Solwezi              |
| 142 | 15871-HQ-LML | Kalumbila Minerals Limited (100%) | LML  | Ag, Au, Co, Cu, Fe, Ni, PGM, Se       | Active       | Active | 4/20/2011  | 4/19/2036   | 7457.7800 ha             | ha                 | North Western, Solwezi              |
| 143 | 15872-HQ-LML | Kalumbila Minerals Limited (100%) | LML  | Ag, Au, Co, Cu, Fe, Ni, PGM, Se       | Active       | Active | 4/20/2011  | 4/19/2036   | 14101.7900 ha            | ha                 | North Western, Mwinilunga, Solwezi  |
| 144 | 7057-HQ-LML  | Kansanshi Mining Plc (100%)       | LML  | Ag, Au, Co, Cu, S, Se, Te             | Active       | Active | 3/7/1997   | 3/6/2022    | 24864.6550 ha            | ha                 | North Western, Solwezi              |
| 145 | 12647-HQ-LML | Kenneth Konga (100%)              | LML  | Au, Co, Cu                            | Active       | Active | 12/12/2008 | 12/11/2033  | 24459.6600 ha            | ha                 | North Western, Kabompo, Mwinilunga  |
| 146 | 7074-HQ-LML  | Konkola Copper Mines Plc (100%)   | LML  |                                       | Active       | Active | 3/31/2000  | 3/30/2025   | 962.5100 ha              | ha                 | Central, Mumbwa                     |
| 147 | 7075-HQ-LML  | Konkola Copper Mines Plc (100%)   | LML  | Ag, Au, Co, Cu, Se                    | Active       | Active | 3/31/2000  | 3/30/2025   | 11471.1300 ha            | ha                 | Copperbelt, Chililabombwe, Chingola |
| 148 | 7076-HQ-LML  | Konkola Copper Mines Plc (100%)   | LML  | Ag, Au, Co, Cu, S, Se, Te             | Active       | Active | 3/31/2000  | 3/30/2025   | 7183.2300 ha             | ha                 | Copperbelt, Chililabombwe           |
| 149 | 12985-HQ-LML | Kronos Limited (100%)             | LML  | Co, Cu, Zn                            | Active       | Active | 1/8/2009   | 1/7/2034    | 797.8794 ha              | ha                 | Copperbelt, Chingola                |
| 150 | 17894-HQ-LML | L.M. Engineering Limited (100%)   | LML  | Ag, Au, Co, Cr, Cu, Ni, REE, Ti, U, V | Active       | Active | 12/15/2014 | 12/14/2039  | 249.1920 km <sup>2</sup> | km <sup>2</sup>    | North Western, Mwinilunga           |



| No  | Code         | Parties                                       | Type | Commodities  | Status Group | Status | Grant Date | Expiry Date | Area          | Official Area Unit | Map Reference             |
|-----|--------------|---|------|--|--------------|--------|------------|-------------|---------------|--------------------|---------------------------|
| 151 | 8323-HQ-LML  | Larfarge Cement Zambia Plc (100%)             | LML  | PYF  | Active       | Active | 1/24/2006  | 1/23/2031   | 39.5535 ha    | ha                 | Lusaka, Kafue, Lusaka     |
| 152 | 12848-HQ-LML | Leopard Exploration and Mining Limited (100%) | LML  | Pb, Zn   | Active       | Active | 12/11/2014 | 12/10/2039  | 2975.3371 ha  | ha                 | Central, Kabwe            |
| 153 | 19001-HQ-LML | Lions Group Quarries Limited (100%)           | LML  | LST, STN   | Active       | Active | 1/16/2014  | 1/15/2039   | 379.2900 ha   | ha                 | Lusaka, Kafue, Lusaka     |
| 154 | 16032-HQ-LML | Longgan Investment Limited (100%)             | LML  | DOL, LST, STN1   | Active       | Active | 10/4/2011  | 10/3/2036   | 1052.7800 ha  | ha                 | Central, Chibombo         |
| 155 | 7061-HQ-LML  | Lubambe Copper Mine Limited (100%)            | LML  | Co, Cu   | Active       | Active | 4/29/2008  | 4/28/2033   | 22807.3700 ha | ha                 | Copperbelt, Chililabombwe |
| 156 | 8074-HQ-LML  | Luri Gold Mines Limited (100%)                | LML  | Au, CLY, CLY1, DOL, GRT, LST, MBL, MIC, QTZ, SDG, SIL, STN | Active       | Active | 11/13/2003 | 11/12/2028  | 3138.9900 ha  | ha                 | Central, Mumbwa, Matala   |
| 157 | 13287-HQ-LML | Luminu Minerals Limited (100%)                | LML  | Ag, Au, Co, Cu, Mn, Pb, Zn                                 | Active       | Active | 3/2/2010   | 3/1/2035    | 22130.5000 ha | ha                 | Luapula, Mansa, Milenge   |
| 158 | 13555-HQ-LML | Luminu Minerals Limited (100%)                | LML  | Ag, Au, Cu, Mn, Pb   | Active       | Active | 3/2/2010   | 3/1/2035    | 11559.4400 ha | ha                 | Luapula, Mansa            |
| 159 | 8089-HQ-LML  | Lumwana Mining Co. Limited (100%)             | LML  | Ag, Au, Co, Cu, S, U                                       | Active       | Active | 1/6/2004   | 1/5/2029    | 24451.8500 ha | ha                 | North Western, Solwezi    |
| 160 | 9000-HQ-LML  | Lumwana Mining Co. Limited (100%)             | LML  | Ag, Au, Co, Cu, S, U                                       | Active       | Active | 1/6/2004   | 1/5/2029    | 23977.1900 ha | ha                 | North Western, Solwezi    |
| 161 | 9001-HQ-LML  | Lumwana Mining Co. Limited (100%)             | LML  | Ag, Au, Co, Cu, S, U                                       | Active       | Active | 1/6/2004   | 1/5/2029    | 16660.8900 ha | ha                 | North Western, Solwezi    |
| 162 | 9002-HQ-LML  | Lumwana Mining Co. Limited (100%)             | LML  | Ag, Au, Co, Cu, S, U                                       | Active       | Active | 9/17/2012  | 9/16/2037   | 21289.6100 ha | ha                 | North Western, Solwezi    |
| 163 | 9003-HQ-LML  | Lumwana Mining Co. Limited (100%)             | LML  | Ag, Au, Co, Cu, S, U                                       | Active       | Active | 1/6/2004   | 1/5/2029    | 8585.4600 ha  | ha                 | North Western, Solwezi    |

| No  | Code         | Parties                                     | Type | Commodities                     | Status Group | Status | Grant Date | Expiry Date | Area          | Official Area Unit | Map Reference                                    |
|-----|--------------|---|------|---------------------------------|--------------|--------|------------|-------------|---------------|--------------------|--|
| 164 | 9004-HQ-LML  | Lumwana Mining Co. Limited (100%)           | LML  | Ag, Au, Co, Cu, S, U            | Active       | Active | 1/6/2004   | 1/5/2029    | 24342.9295 ha | ha                 | North Western, Solwezi                           |
| 165 | 7058-HQ-LML  | Maamba Coleries Limited (100%)              | LML  | COA                             | Active       | Active | 5/6/1997   | 5/5/2022    | 2664.1500 ha  | ha                 | Southern, Sinazongwe                             |
| 166 | 13207-HQ-LML | Macrolink Resources (z)Limited (100%)       | LML  | Cu                              | Active       | Active | 3/18/2010  | 3/17/2035   | 366.9500 ha   | ha                 | Copperbelt, Ndola                                |
| 167 | 7073-HQ-LML  | Mopani Copper Mines Plc (100%)              | LML  | Cu                              | Active       | Active | 3/31/2000  | 3/30/2025   | 20234.1200 ha | ha                 | Copperbelt, Mufulira                             |
| 168 | 7625-HQ-LML  | Mopani Copper Mines Plc (100%)              | LML  |                                 | Active       | Active | 3/31/2005  | 3/30/2025   | 10080.7600 ha | ha                 | Copperbelt, Kalulushi, Kitwe                     |
| 169 | 18703-HQ-LML | Mpande Limestone Limited (100%)             | LML  | LST                             | Active       | Active | 8/11/2014  | 8/10/2039   | 10799.2359 ha | ha                 |  |
| 170 | 15547-HQ-LML | Mwembeshi Resources Limited (100%)          | LML  | Ag, Au, Co, Cu, Ni, Pb, PGM, Zn | Active       | Active | 3/17/2011  | 3/16/2036   | 24531.1400 ha | ha                 | Lusaka, Chongwe, Luangwa                         |
| 171 | 7045-HQ-LML  | Ndola Lime Company Limited (100%)           | LML  | LST                             | Active       | Active | 1/20/1997  | 1/19/2022   | 676.8392 ha   | ha                 | Copperbelt, Masaiti, Ndola                       |
| 172 | 19159-HQ-LML | Neelkanth Lime Limited (100%)               | LML  | LST                             | Active       | Active | 8/29/2013  | 8/28/2038   | 130.0363 ha   | ha                 | Copperbelt, Masaiti                              |
| 173 | 7069-HQ-LML  | NFC Africa Mining Plc (100%)                | LML  |                                 | Active       | Active | 6/29/1998  | 6/28/2023   | 10016.1957 ha | ha                 | Copperbelt, Chingola, Kalulushi, Kitwe, Mufulira |
| 174 | 20000-HQ-LML | Nizam Crushers Limited (100%)               | LML  | Au, Co, Cu, GRT, LST            | Active       | Active | 10/16/2014 | 10/15/2039  | 15679.8376 ha | ha                 | North Western, Solwezi                           |
| 175 | 7071-HQ-LML  | Nkana Alloy Smelting Company Limited (100%) | LML  | Au, Co, Cu, U                   | Active       | Active | 9/8/1998   | 9/7/2023    | 70.0400 ha    | ha                 | Copperbelt, Kitwe                                |
| 176 | 17868-HQ-LML | Peco Limited (100%)                         | LML  | Mn                              | Active       | Active | 3/14/2014  | 3/13/2039   | 9769.2900 ha  | ha                 |  |
| 177 | 19565-HQ-LML | Phil Resources Ltd (100%)                   | LML  | Mn                              | Active       | Active | 5/22/2014  | 5/21/2039   | 2884.4764 ha  | ha                 | Luapula, Mansa                                   |

| No  | Code         | Parties  | Type | Commodities                   | Status Group | Status | Grant Date | Expiry Date | Area                     | Official Area Unit | Map Reference   |
|-----|--------------|--|------|-------------------------------|--------------|--------|------------|-------------|--------------------------|--------------------|---|
| 178 | 19206-HQ-LML | PLR Projects Zambia Ltd (100%)                         | LML  | Mn                            | Active       | Active | 4/9/2014   | 4/8/2024    | 2362.5158 ha             | ha                 | Luapula, Mansa, Milenge                                     |
| 179 | 8457-HQ-LML  | Redrock Resources Limited (100%)                       | LML  | Co, Cu                        | Active       | Active | 2/21/2007  | 2/20/2032   | 576.9300 ha              | ha                 | Copperbelt, Kitwe   |
| 180 | 18659-HQ-LML | Sino-Kasempa Minerals Limited (100%)                   | LML  | Ag, Al, Au, Co, Cu, Fe, U, Zn | Active       | Active | 5/23/2014  | 5/22/2039   | 24954.8000 ha            | ha                 | North Western, Kasempa                                      |
| 181 | 8474-HQ-LML  | Sino-Metals Leach Zambia Limited (100%)                | LML  | Cu                            | Active       | Active | 3/16/2007  | 3/15/2032   | 23.3672 ha               | ha                 | Copperbelt, Kalulushi                                       |
| 182 | 18153-HQ-LML | Sino-Metals Leach Zambia Limited (100%)                | LML  | Cu                            | Active       | Active | 2/4/2013   | 2/3/2038    | 21967.3900 ha            | ha                 | Copperbelt, Chingola, Kalulushi                             |
| 183 | 19619-HQ-LML | Sino-Metals Leach Zambia Limited (100%)                | LML  |                               | Active       | Active | 12/5/2014  | 12/4/2039   | 105.0242 km <sup>2</sup> | km <sup>2</sup>    | Copperbelt, Chingola, Kalulushi                             |
| 184 | 14666-HQ-LML | Status Mining & Exploration (100%)                     | LML  | Cu, Mn                        | Active       | Active | 8/22/2013  | 8/21/2038   | 2080.7700 ha             | ha                 | Central, Mkushi   |
| 185 | 8625-HQ-LML  | Suhails International Limited                          | LML  | Co, Cu, Fe, Mn, Ni, U         | Active       | Active | 9/26/2008  | 9/25/2033   | 17513.8600 ha            | ha                 | Copperbelt, Chililabombwe, Chingola; North Western, Solwezi |
| 186 | 8628-HQ-LML  | Suhails International Limited (100%)                   | LML  | Au, Co, Cu, Fe, Mn, Ni, U, Zn | Active       | Active | 9/26/2008  | 9/25/2033   | 21562.5400 ha            | ha                 |   |
| 187 | 13283-HQ-LML | Taurian Copper Limited (100%)                          | LML  | Ag, Au, Cu, Mn, Pb            | Active       | Active | 3/2/2010   | 3/1/2035    | 24150.6300 ha            | ha                 | Luapula, Mansa  |
| 188 | 20059-HQ-LML | Tianyu Mining Zambia Limited (100%)                    | LML  | DOL, GRT, LST                 | Active       | Active | 6/23/2015  | 6/22/2040   | 0.9554 km <sup>2</sup>   | km <sup>2</sup>    | Lusaka, Kafue   |
| 189 | 8354-HQ-LML  | Universal Mining and Chemical Industries Limite (100%) | LML  | Au, Cu, Fe, Ni                | Active       | Active | 5/22/2006  | 5/21/2031   | 1746.8300 ha             | ha                 | Central, Mumbwa; Lusaka, Kafue                              |
| 190 | 8622-HQ-LML  | Universal Mining and Chemical Industries Limite (100%) | LML  | Fe                            | Active       | Active | 8/7/2008   | 8/6/2033    | 8316.5600 ha             | ha                 | Central, Mumbwa   |

| No  | Code         | Parties  | Type | Commodities  | Status Group | Status           | Grant Date | Expiry Date | Area                    | Official Area Unit | Map Reference                  |
|-----|--------------|--|------|--|--------------|------------------|------------|-------------|-------------------------|--------------------|--------------------------------|
| 191 | 20147-HQ-LML | Vikram Investment Limited (100%)                             | LML  | DOL, LST   | Active       | Active           | 5/20/2015  | 5/19/2040   | 76.7058 km <sup>2</sup> | km <sup>2</sup>    | Lusaka, Chongwe, Kafue, Lusaka |
| 192 | 14948-HQ-LML | White Lion Enterprises Limited (100%)                        | LML  | Ag, Au, CLY, CLY1, Co, Cu, DOL, GRT, LST, MBL, MIC, Mn, Pb, QTZ, SIL, SST, STN, Zn | Active       | Active           | 10/11/2011 | 10/10/2036  | 24243.9200 ha           | ha                 | Central, Mumbwa                |
| 193 | 19437-HQ-LML | Zambian Gold Tiger Construction and Materials Limited (100%) | LML  | DOL, GRT, LST  | Active       | Active           | 5/9/2014   | 5/8/2039    | 6.7287 km <sup>2</sup>  | km <sup>2</sup>    | Lusaka, Kafue                  |
| 194 | 8611-HQ-LML  | Zhong Rui Mining Investments (100%)                          | LML  | MS   | Active       | Active           | 8/28/2009  | 8/27/2034   | 3072.2800 ha            | ha                 | Central, Kabwe                 |
| 195 | 13837-HQ-LML | Zhonghui Mining Industry Zambia Limited (100%)               | LML  | Co, Cu   | Active       | Active           | 9/30/2009  | 9/29/2038   | 3165.5136 ha            | ha                 | Copperbelt, Kalulushi, Kitwe   |
| 196 | 14182-HQ-LML | First Quantum Mining and Operations Limited (100%)           | LML  |  | Active       | Pending Transfer | 3/8/2010   | 3/7/2035    | 23961.6200 ha           | ha                 | Central, Mkushi                |
| 197 | 15011-HQ-LPL |  | PL   | Au, Co, Cu, Fe, Mn, U  | Active       | Active           | 10/1/2010  | 9/30/2014   | 19315.2300 ha           | ha                 | Western, Kaoma, Lukulu         |
| 198 | 19222-HQ-LPL |  | PL   | Ag, Au, Fe, Ni, Pb, PGM, REE, Zn   | Active       | Active           | 11/1/2013  | 10/31/2015  | 33265.0700 ha           | ha                 | Copperbelt, Lufwanyama         |
| 199 | 15759-HQ-LPL | Abraham Banda (100%)   | PL   | Au, Co, Cu, Fe, Mn, Zn   | Active       | Active           | 4/25/2012  | 4/24/2014   | 42884.3200 ha           | ha                 | Northern, Mporokoso            |
| 200 | 16386-HQ-LPL | ADM Mining Ltd (100%)  | PL   | Co, COA, Cu, DIA, Mn, Pb, REE, Sn, Zn  | Active       | Active           | 7/31/2012  | 7/30/2014   | 1813.1300 ha            | ha                 | North Western, Mufumbwe        |
| 201 | 16547-HQ-LPL | ADM Mining Ltd (100%)  | PL   | Ag, Au, Co, COA, Cu, DIA, Fe, Mn, Pb, REE, Sn, Zn                                  | Active       | Active           | 7/31/2012  | 7/30/2014   | 83361.5400 ha           | ha                 | Eastern, Katete, Petauke       |
| 202 | 13225-HQ-LPL | Adventure Resources Limited (100%)                           | PL   | Au, Co, Cu, Fe, Ni, U  | Active       | Active           | 2/27/2009  | 2/26/2015   | 26712.7200 ha           | ha                 | North Western, Kasempa         |
| 203 | 13301-HQ-LPL | Adventure Resources Limited (100%)                           | PL   | Au, Bi, Cu, Ni, Pb   | Active       | Active           | 8/18/2009  | 8/17/2015   | 20947.2700 ha           | ha                 | Eastern, Chipata               |
| 204 | 16381-HQ-LPL | Afro Asia Mining Zambia Limited (100%)                       | PL   | Ag, Au, Co, Cu, Fe, Mn   | Active       | Active           | 4/2/2012   | 4/1/2014    | 6189.5000 ha            | ha                 | Luapula                        |

| No  | Code         | Parties                                 | Type | Commodities                       | Status Group | Status | Grant Date | Expiry Date | Area                     | Official Area Unit | Map Reference                               |
|-----|--------------|---|------|-----------------------------------|--------------|--------|------------|-------------|--------------------------|--------------------|---|
| 205 | 16382-HQ-LPL | Afro Asia Mining Zambia Limited (100%)  | PL   | Au, Co, Cu, Fe                    | Active       | Active | 4/2/2012   | 4/1/2014    | 4292.8400 ha             | ha                 | Central, Mumbwa                             |
| 206 | 16383-HQ-LPL | Afro Asia Mining Zambia Limited (100%)  | PL   | Co, Cu, Fe, Mn                    | Active       | Active | 6/13/2012  | 6/12/2014   | 6310.2900 ha             | ha                 | Luapula, Kawambwa                           |
| 207 | 16384-HQ-LPL | Afro Asia Mining Zambia Limited (100%)  | PL   | Au, Cu, Fe, Mn                    | Active       | Active | 4/2/2012   | 4/1/2014    | 3384.9900 ha             | ha                 | Central, Kapiri Mposhi                      |
| 208 | 18615-HQ-LPL | Afro Metals Zambia Ltd (100%)           | PL   | CLY, GYP, LST                     | Active       | Active | 6/25/2013  | 6/24/2015   | 3609.2400 ha             | ha                 | Northern, Mpika                             |
| 209 | 19234-HQ-LPL | Agro Fuel Investment Limited (100%)     | PL   | COA                               | Active       | Active | 10/2/2013  | 10/1/2015   | 19672.5900 ha            | ha                 | Southern, Gwembe, Mazabuka, Monze, Siavonga |
| 210 | 18061-HQ-LPL | A-I Mining & Investment Limited (100%)  | PL   | Au, Co, Cu, Mn                    | Active       | Active | 9/20/2013  | 9/19/2015   | 32907.8300 ha            | ha                 | Central, Mkushi, Serenje                    |
| 211 | 18160-HQ-LPL | A-I Mining & Investment Limited (100%)  | PL   | Au, Co, Cu, Mn, U                 | Active       | Active | 9/20/2013  | 9/19/2015   | 95664.0900 ha            | ha                 | Eastern, Chama                              |
| 212 | 13409-HQ-LPL | Amm-Tech Trading Limited (100%)         | PL   | Au, Sn, W                         | Active       | Active | 12/3/2009  | 3/19/2016   | 242.2546 km <sup>2</sup> | km <sup>2</sup>    | Southern, Choma                             |
| 213 | 16881-HQ-LPL | ANGLO Exploration Zambia Limited (100%) | PL   | Ag, Au, Co, Cu, Ni, Pb, Pt, U, Zn | Active       | Active | 1/31/2013  | 1/30/2017   | 25498.3013 ha            | ha                 | North Western, Chavuma                      |
| 214 | 16882-HQ-LPL | ANGLO Exploration Zambia Limited (100%) | PL   | Ag, Au, Co, Cu, Ni, Pb, Pt, U, Zn | Active       | Active | 1/21/2013  | 1/20/2017   | 44955.8517 ha            | ha                 | North Western, Zambezi; Western, Lukulu     |
| 215 | 17363-HQ-LPL | ANGLO Exploration Zambia Limited (100%) | PL   | Ag, Au, Co, Cu, Ni, Pb, Pt, U, Zn | Active       | Active | 3/7/2013   | 3/6/2017    | 40509.4753 ha            | ha                 | North Western, Kabompo, Zambezi             |

| No  | Code         | Parties  | Type | Commodities                       | Status Group | Status | Grant Date | Expiry Date | Area                     | Official Area Unit | Map Reference                          |
|-----|--------------|--|------|-----------------------------------|--------------|--------|------------|-------------|--------------------------|--------------------|--|
| 216 | 17375-HQ-LPL | ANGLO Exploration Zambia Limited (100%)          | PL   | Ag, Au, Co, Cu, Pb, Pt, U, Zn     | Active       | Active | 3/7/2013   | 3/6/2017    | 31319.3400 ha            | ha                 | North Western, Chavuma, Zambezi        |
| 217 | 17969-HQ-LPL | ANGLO Exploration Zambia Limited (100%)          | PL   | Ag, Au, Co, Cu, Ni, Pb, Pt, U, Zn | Active       | Active | 8/18/2014  | 8/17/2016   | 501.5588 km <sup>2</sup> | km <sup>2</sup>    | North Western, Zambezi                 |
| 218 | 17971-HQ-LPL | ANGLO Exploration Zambia Limited (100%)          | PL   | Ag, Au, Co, Cu, Ni, Pb, Pt, U, Zn | Active       | Active | 8/18/2014  | 8/17/2016   | 48805.2400 ha            | ha                 | North Western, Zambezi                 |
| 219 | 17066-HQ-LPL | Anush Mineral Resources Limited (100%)           | PL   | Au, Cu, Fe, Mg                    | Active       | Active | 10/31/2013 | 10/30/2015  | 17197.3300 ha            | ha                 | North Western, Solwezi                 |
| 220 | 17067-HQ-LPL | Anush Mineral Resources Limited (100%)           | PL   | Au, Cu, Fe, Mg                    | Active       | Active | 8/21/2013  | 8/20/2015   | 10806.3300 ha            | ha                 | Southern, Gwembe, Siavonga, Sinazongwe |
| 221 | 19965-HQ-LPL | Athabasca Enterprises Limited (100%)             | PL   | Ag, Au, Co, Cu, Fe                | Active       | Active | 12/4/2014  | 12/3/2016   | 9.3072 km <sup>2</sup>   | km <sup>2</sup>    | North Western, Mufumbwe                |
| 222 | 17117-HQ-LPL | Austin C Chewe (100%)                            | PL   | DOL, LST                          | Active       | Active | 10/23/2014 | 10/22/2016  | 771.6115 ha              | ha                 | Copperbelt, Mpongwe                    |
| 223 | 16659-HQ-LPL | Axion Consultancy (Africa) Zambia Limited (100%) | PL   | Au, Co, Cu, Fe, Mn                | Active       | Active | 8/24/2015  | 8/23/2017   | 88933.0429 ha            | ha                 | North Western, Mwinilunga              |
| 224 | 19191-HQ-LPL | Baudot Cement Zambia Limited (100%)              | PL   | LST                               | Active       | Active | 10/7/2013  | 10/6/2015   | 1405.1838 ha             | ha                 | Lusaka, Kafue                          |
| 225 | 19245-HQ-LPL | Baudot Cement Zambia Limited (100%)              | PL   | LST                               | Active       | Active | 11/26/2013 | 11/25/2015  | 7258.7722 ha             | ha                 | Central, Chibombo; Lusaka, Kafue       |
| 226 | 18549-HQ-LPL | Bengemor Mining Ltd (100%)                       | PL   | Au, Cu, Fe, Mn                    | Active       | Active | 10/7/2013  | 10/6/2015   | 42883.8000 ha            | ha                 |  |
| 227 | 18704-HQ-LPL | BENWELL KASUNGO (100%)                           | PL   | Ag, Au, Cu, Mn                    | Active       | Active | 8/7/2013   | 8/6/2015    | 32905.3400 ha            | ha                 | Central, Chibombo, Kapiri Mposhi       |

| No  | Code         | Parties                                    | Type | Commodities  | Status Group | Status | Grant Date | Expiry Date | Area                     | Official Area Unit | Map Reference                           |
|-----|--------------|--|------|--|--------------|--------|------------|-------------|--------------------------|--------------------|---|
| 228 | 19917-HQ-LPL | Best Mining Company Limited (100%)         | PL   | Ag, Au, Co, Cu, Ni, U  | Active       | Active | 10/21/2014 | 10/20/2016  | 20.2886 km <sup>2</sup>  | km <sup>2</sup>    | Central, Mumbwa                         |
| 229 | 8589-HQ-LPL  | Blackthorn Resources Zambia Limited (100%) | PL   | Ag, Au, Co, Cu, Ni, Pb, Pt, U, Zn  | Active       | Active | 11/14/2007 | 11/13/2014  | 86.1439 km <sup>2</sup>  | km <sup>2</sup>    | Central, Mumbwa; North Western, Kasempa |
| 230 | 14265-HQ-LPL | Blackthorn Resources Zambia Limited (100%) | PL   | Cu   | Active       | Active | 6/16/2011  | 6/15/2017   | 144.8305 km <sup>2</sup> | km <sup>2</sup>    | Central, Mumbwa                         |
| 231 | 14266-HQ-LPL | Blackthorn Resources Zambia Limited (100%) | PL   | Cu   | Active       | Active | 7/8/2011   | 7/7/2017    | 20399.4200 ha            | ha                 | Central, Mumbwa                         |
| 232 | 14267-HQ-LPL | Blackthorn Resources Zambia Limited (100%) | PL   | Ag, As, Au, Cd, Co, Cr, Cu, Fe, Ge, Mo, Nb, Ni, Pb, Pt, REE, Sb, Se, Sn, Ta, Th, U, V, Zn    | Active       | Active | 9/21/2012  | 9/20/2016   | 14703.7800 ha            | ha                 | Central, Mumbwa                         |
| 233 | 16385-HQ-LPL | Blackthorn Resources Zambia Limited (100%) | PL   | Ag, As, Au, CC, Cd, Co, Cr, Cu, Fe, Ge, Mo, Nb, Ni, Pb, Pt, REE, S, Se, Sn, Ta, Th, U, V, Zn | Active       | Active | 1/2/2013   | 1/1/2015    | 25512.6500 ha            | ha                 | Central, Mumbwa                         |
| 234 | 16405-HQ-LPL | Blue Nile Inn Ltd (100%)                   | PL   | Ag, Au, Co, Cu, DIA, Fe, Mn, REE, Sn   | Active       | Active | 6/29/2012  | 6/28/2014   | 5388.6300 ha             | ha                 | Lusaka, Luangwa                         |
| 235 | 18837-HQ-LPL | Brigor (Z) Ltd (100%)                      | PL   | Au, Cu, Fe, Pb, Zn   | Active       | Active | 11/29/2013 | 11/28/2015  | 8392.0900 ha             | ha                 | Central, Mkushi                         |
| 236 | 16801-HQ-LPL | Brinson Services Ltd (100%)                | PL   |  | Active       | Active | 10/10/2013 | 10/9/2015   | 835.0900 ha              | ha                 | North Western, Mufumbwe                 |
| 237 | 20225-HQ-LPL | Brumat Minerals Limited (100%)             | PL   | Ag, Au, Co, Cu, Fe, Mn, Ni, U, Zn  | Active       | Active | 3/11/2015  | 3/10/2017   | 31.6429 km <sup>2</sup>  | km <sup>2</sup>    | North Western, Mwinilunga               |
| 238 | 19043-HQ-LPL | Bumuwino Investments Ltd (100%)            | PL   | Au, Co, Cu, Pb, Zn   | Active       | Active | 8/6/2013   | 8/5/2015    | 3527.0000 ha             | ha                 | North Western, Solwezi                  |

| No  | Code         | Parties                                | Type | Commodities                                    | Status Group | Status | Grant Date | Expiry Date | Area                     | Official Area Unit | Map Reference                               |
|-----|--------------|--|------|--|--------------|--------|------------|-------------|--------------------------|--------------------|---|
| 239 | 19044-HQ-LPL | Bumuwino Investments Ltd (100%)        | PL   | Au, Co, Cu, Pb, Zn                             | Active       | Active | 9/25/2013  | 9/24/2015   | 3796.9200 ha             | ha                 | North Western, Solwezi                      |
| 240 | 18857-HQ-LPL | Bushbuck Resources Limited (100%)      | PL   | Ag, Au, Co, Cu, Fe, Mn, Mo, Ni, Pb, REE, U, Zn | Active       | Active | 8/6/2013   | 8/5/2017    | 890.0095 km <sup>2</sup> | km <sup>2</sup>    | North Western, Kasempa, Mufumbwe            |
| 241 | 19653-HQ-LPL | Bushbuck Resources Limited (100%)      | PL   | Ag, Au, Cu, Fe, Ga, Ge, Mn, Ni, Pb, V, Zn      | Active       | Active | 8/14/2014  | 8/13/2016   | 82.9722 km <sup>2</sup>  | km <sup>2</sup>    | Central, Chibombo, Chongwe; Lusaka, Chongwe |
| 242 | 19804-HQ-LPL | Bushbuck Resources Limited (100%)      | PL   | Au, Co, Cu, Fe, Mn, Mo, Ni, Pb, U, Zn          | Active       | Active | 9/11/2014  | 9/10/2016   | 409.2340 ha              | ha                 | North Western, Mufumbwe                     |
| 243 | 18657-HQ-LPL | Caleb Amos Mulenga (100%)              | PL   | Ag, Au, Co, Cu, Fe                             | Active       | Active | 8/9/2013   | 8/8/2015    | 10077.7000 ha            | ha                 | North Western, Solwezi                      |
| 244 | 18921-HQ-LPL | Caleb Amos Mulenga (100%)              | PL   | Ag, Au, Co, Cu, Fe                             | Active       | Active | 8/9/2013   | 8/8/2015    | 10163.6400 ha            | ha                 | North Western, Mwinilunga, Solwezi          |
| 245 | 13136-HQ-LPL | Catherine Zulu (100%)                  | PL   | Au, Co, Cu, Fe, Mn, Ni, Zn                     | Active       | Active | 6/15/2009  | 6/14/2013   | 30.6260 km <sup>2</sup>  | km <sup>2</sup>    | Luapula, Milenge, Chembe                    |
| 246 | 16807-HQ-LPL | CCGM Geology and Mining (Z) Ltd (100%) | PL   | Au, Co, Cu, Fe, Ni, U                          | Active       | Active | 10/9/2013  | 10/8/2015   | 17585.7519 ha            | ha                 | Northern, Mpika                             |
| 247 | 16819-HQ-LPL | CCGM Geology and Mining (Z) Ltd (100%) | PL   | Au, Co, Cu                                     | Active       | Active | 12/3/2013  | 12/2/2015   | 26798.8800 ha            | ha                 | Eastern, Chama; Northern, Chinsali          |
| 248 | 16851-HQ-LPL | CCGM Geology and Mining (Z) Ltd (100%) | PL   | Au, Cu, Mn                                     | Active       | Active | 9/6/2013   | 9/5/2015    | 85677.7800 ha            | ha                 | Central, Mumbwa; Western, Kaoma             |



| No  | Code         | Parties                                | Type | Commodities                   | Status Group | Status | Grant Date | Expiry Date | Area                     | Official Area Unit | Map Reference  |
|-----|--------------|--|------|-------------------------------|--------------|--------|------------|-------------|--------------------------|--------------------|--|
| 249 | 19404-HQ-LPL | CCGM Geology and Mining (Z) Ltd (100%) | PL   | Au, Cu, DIA, Fe, Mn, Nb       | Active       | Active | 3/24/2014  | 3/23/2016   | 301.7612 km <sup>2</sup> | km <sup>2</sup>    | Northern, Isoka, Nakonde                             |
| 250 | 19406-HQ-LPL | CCGM Geology and Mining (Z) Ltd (100%) | PL   | Au, Cu, DIA, Fe, Mn           | Active       | Active | 2/11/2014  | 2/10/2016   |                          | ha                 | Northern, Chinsali                                   |
| 251 | 17531-HQ-LPL | Chaba Limited (100%)                   | PL   | Co, Cu, Fe, Mn                | Active       | Active | 4/17/2014  | 4/16/2016   | 7414.7000 ha             | ha                 | Luapula, Mansa                                       |
| 252 | 17697-HQ-LPL | Changfa Resources Limited (100%)       | PL   | Co, Cu                        | Active       | Active | 8/20/2013  | 8/19/2015   | 5964.7700 ha             | ha                 | Central, Kapiri Mposhi, Mpongwe; Copperbelt, Mpongwe |
| 253 | 17698-HQ-LPL | Changfa Resources Limited (100%)       | PL   | Co, Cu                        | Active       | Active | 1/13/2014  | 1/12/2016   | 4232.8400 ha             | ha                 | Copperbelt, Mpongwe; North Western, Kasempa          |
| 254 | 18858-HQ-LPL | Chantete Mining Services Ltd (100%)    | PL   | Au, Cu                        | Active       | Active | 5/13/2013  | 5/12/2015   | 26895.8100 ha            | ha                 | Northern, Mbala, Mpulungu                            |
| 255 | 19712-HQ-LPL | Chemopharm Limited (100%)              | PL   | Au, Co, Cu, Fe, Pb, Sn, U, Zn | Active       | Active | 9/19/2014  | 9/18/2016   | 4540.4505 ha             | ha                 | North Western, Solwezi                               |
| 256 | 19716-HQ-LPL | Chemopharm Limited (100%)              | PL   | Au, Cu, Fe, Pb, Sn, U, Zn     | Active       | Active | 9/19/2014  | 9/18/2016   | 556.2365 km <sup>2</sup> | km <sup>2</sup>    | Central, Kapiri Mposhi                               |
| 257 | 19717-HQ-LPL | Chemopharm Limited (100%)              | PL   | Au, Cu, Fe, Pb, Sn, U, Zn     | Active       | Active | 9/19/2014  | 9/18/2016   | 122.5742 km <sup>2</sup> | km <sup>2</sup>    | Central, Kapiri Mposhi                               |
| 258 | 19718-HQ-LPL | Chemopharm Limited (100%)              | PL   | Au, Co, Cu, Fe, Pb, Sn, U, Zn | Active       | Active | 12/29/2014 | 12/28/2016  | 959.3702 km <sup>2</sup> | km <sup>2</sup>    | Central, Kapiri Mposhi, Mpongwe; Copperbelt, Mpongwe |
| 259 | 19806-HQ-LPL | Chemopharm Limited (100%)              | PL   | Au, Co, Cu, Fe, Pb, Sn, U, Zn | Active       | Active | 9/19/2014  | 9/18/2016   | 69758.8936 ha            | ha                 | North Western, Solwezi                               |

| No  | Code         | Parties   | Type | Commodities                                  | Status Group | Status | Grant Date | Expiry Date | Area          | Official Area Unit | Map Reference                            |
|-----|--------------|---|------|--|--------------|--------|------------|-------------|---------------|--------------------|--|
| 260 | 13170-HQ-LPL | Cheowa Resources Limited (100%)                     | PL   | Au, Co, Cu, Mn, Pb, Zn                       | Active       | Active | 4/27/2014  | 4/26/2016   | 19873.6900 ha | ha                 | Lusaka, Chongwe, Chalimbana              |
| 261 | 13171-HQ-LPL | Cheowa Resources Limited (100%)                     | PL   | Au, Co, Cu, Pb                               | Active       | Active | 3/27/2014  | 3/26/2016   | 33963.7600 ha | ha                 | Lusaka, Chongwe, Chayinda                |
| 262 | 18717-HQ-LPL | Chesheni Mineral Ores Ltd (100%)                    | PL   | Au, Co, Cu, Zn                               | Active       | Active | 3/24/2014  | 3/23/2016   | 12740.6000 ha | ha                 | North Western, Zambezi                   |
| 263 | 18718-HQ-LPL | Chesheni Mineral Ores Ltd (100%)                    | PL   | Au, Co, Cu, Mn                               | Active       | Active | 5/13/2013  | 5/12/2015   | 51832.8600 ha | ha                 | Central, Mumbwa                          |
| 264 | 16337-HQ-LPL | Chikoni Hills Mines Ltd (100%)                      | PL   | Au, Co, Cu, Fe, Mn, Ni                       | Active       | Active | 12/24/2012 | 12/23/2014  | 3097.3600 ha  | ha                 | Central, Serenje                         |
| 265 | 19568-HQ-LPL | Chilibwe Mining Limited (100%)                      | PL   | Au, COA, Fe, Pt                              | Active       | Active | 5/29/2014  | 5/28/2016   | 1423.7500 ha  | ha                 | Southern, Sinazongwe                     |
| 266 | 19585-HQ-LPL | Chilibwe Mining Limited (100%)                      | PL   | Au, Cu, LWA                                  | Active       | Active | 9/16/2014  | 9/15/2016   | 54246.1723 ha | ha                 | Southern, Kazungula                      |
| 267 | 19746-HQ-LPL | Chilubi Mineral Prospecting & Mining Co. Ltd (100%) | PL   | Au, Co, Cu                                   | Active       | Active | 5/29/2015  | 5/28/2017   | 98373.3518 ha | ha                 | Northern, Chilubi, Luwingu               |
| 268 | 17224-HQ-LPL | Chilufya Clementina Kopulandi (100%)                | PL   | Ag, Al, Au, Cu, Fe, LST, Mn, Pb, Sn, TLC, Zn | Active       | Active | 10/22/2013 | 10/21/2015  | 11402.5500 ha | ha                 | Central, Kapiri Mposhi, Mkushi           |
| 269 | 18790-HQ-LPL | China Central Mining Corporation Ltd (100%)         | PL   | Au, Co, Cu, Mn                               | Active       | Active | 10/23/2013 | 10/22/2015  | 44254.1727 ha | ha                 | Central, Serenje; Northern, Mpika        |
| 270 | 18809-HQ-LPL | China East Mining Corporation (100%)                | PL   | Au, Co, Cu, Mg                               | Active       | Active | 6/13/2014  | 6/12/2016   | 17507.6300 ha | ha                 | Central, Chibombo, Kapiri Mposhi, Mumbwa |
| 271 | 18810-HQ-LPL | China East Mining Corporation (100%)                | PL   | Au, Co, Cu, Mg                               | Active       | Active | 3/24/2014  | 3/23/2016   | 19320.8500 ha | ha                 | Copperbelt, Lufwanyama, Mpongwe          |

| No  | Code         | Parties   | Type | Commodities                    | Status Group | Status | Grant Date | Expiry Date | Area          | Official Area Unit | Map Reference                           |
|-----|--------------|---|------|--------------------------------|--------------|--------|------------|-------------|---------------|--------------------|---|
| 272 | 18811-HQ-LPL | China East Mining Corporation (100%)                  | PL   | Au, Co, Cu, Mg                 | Active       | Active | 10/15/2014 | 10/14/2016  | 49904.8400 ha | ha                 | North Western, Mufumbwe                 |
| 273 | 20143-HQ-LPL | China Geo-Engineering Corporation (100%)              | PL   | LST                            | Active       | Active | 1/6/2015   | 1/5/2017    | 726.1071 ha   | ha                 | Central, Chibombo                       |
| 274 | 20144-HQ-LPL | China Geo-Engineering Corporation (100%)              | PL   | LST                            | Active       | Active | 1/6/2015   | 1/5/2017    | 4346.6000 ha  | ha                 | Central, Chibombo                       |
| 275 | 14680-HQ-LPL | China Mining Group Corporation Ltd (100%)             | PL   | Ag, Au, Co, Cu, Pb, Sn, Ta, U  | Active       | Active | 3/10/2014  | 3/9/2016    | 9956.3900 ha  | ha                 | North Western, Solwezi                  |
| 276 | 14682-HQ-LPL | China Mining Group Corporation Ltd (100%)             | PL   | Ag, Au, Co, COA, Cu, Sn, U, Zn | Active       | Active | 1/4/2013   | 1/3/2017    | 4969.2800 ha  | ha                 | North Western, Mwinilunga               |
| 277 | 14953-HQ-LPL | China Mining Group Corporation Ltd (100%)             | PL   | Au, Co, Cu, Ni, U              | Active       | Active | 1/4/2013   | 1/3/2017    | 48345.6463 ha | ha                 | North Western, Mufumbwe; Western, Kaoma |
| 278 | 19844-HQ-LPL | China Non-ferrous Kabwe Mining Company Limited (100%) | PL   | Ag, Au, Co, Cu, Mn, Pb, Zn     | Active       | Active | 8/14/2014  | 8/13/2016   | 45571.3979 ha | ha                 |   |
| 279 | 18787-HQ-LPL | China North Mining Corporation Ltd (100%)             | PL   | Au, Co, Cu, Mn, Ni             | Active       | Active | 6/3/2014   | 6/2/2016    | 20014.6900 ha | ha                 | Copperbelt, Lufwanyama, Mpongwe         |
| 280 | 19880-HQ-LPL | Chipapa Infrastructure Limited (100%)                 | PL   | Ag, Au, Co, Cu, Fe             | Active       | Active | 10/16/2014 | 10/15/2016  | 28903.1272 ha | ha                 | North Western, Mwinilunga, Solwezi      |
| 281 | 19881-HQ-LPL | Chipapa Infrastructure Limited (100%)                 | PL   | Ag, Au, Co, Cu, Fe             | Active       | Active | 10/16/2014 | 10/15/2016  | 10426.7064 ha | ha                 | Central, Kapiri Mposhi, Mkushi          |
| 282 | 13642-HQ-LPL | Chirundu Joint Venture Zambia Limited (100%)          | PL   | COA, U                         | Active       | Active | 12/3/2009  | 12/3/2015   | 13404.5800 ha | ha                 | Southern, Gwembe                        |
| 283 | 18747-HQ-LPL | Chiteta Mining Company Ltd (100%)                     | PL   | Ag, Au, Co, Cu, REE, U         | Active       | Active | 1/24/2014  | 1/23/2016   | 1856.7400 ha  | ha                 | Eastern, Petauke                        |

| No  | Code         | Parties  | Type | Commodities                               | Status Group | Status | Grant Date | Expiry Date | Area          | Official Area Unit | Map Reference                                    |
|-----|--------------|--|------|---|--------------|--------|------------|-------------|---------------|--------------------|--|
| 284 | 16299-HQ-LPL | Cholwe Mining & Petroleum Corporation Ltd (100%) | PL   | Au, Co, Cu, Mn, Sn, Zn                    | Active       | Active | 10/4/2013  | 10/3/2015   | 14723.1700 ha | ha                 | Lusaka, Chongwe, Luangwa                         |
| 285 | 19974-HQ-LPL | Chripet Mineral Resources (100%)                 | PL   | Au, Co, Cu                                | Active       | Active | 12/11/2014 | 12/10/2016  | 2195.3810 ha  | ha                 | Central, Kapiri Mposhi                           |
| 286 | 18742-HQ-LPL | Chrishen Resources Ltd (100%)                    | PL   | Au, Co, Cu, Mn                            | Active       | Active | 12/11/2013 | 12/10/2015  | 48216.2000 ha | ha                 | North Western, Mufumbwe; Western, Kaoma, Lukulu  |
| 287 | 14077-HQ-LPL | Chrispin Lubinda (100%)                          | PL   | Au, Cu                                    | Active       | Active | 3/14/2012  | 3/13/2014   | 16822.5600 ha | ha                 | Eastern, Lundazi                                 |
| 288 | 14078-HQ-LPL | Chrispin Lubinda (100%)                          | PL   | Ag, Au, Cu, Fe, Nb, Pb, Sn, Ta, Ti, V, Zn | Active       | Active | 10/10/2014 | 10/9/2016   | 33258.9800 ha | ha                 | Eastern, Petauke                                 |
| 289 | 17069-HQ-LPL | Classic Venture Limited (100%)                   | PL   | Au, Cu, Fe, Mg                            | Active       | Active | 8/29/2013  | 8/28/2015   | 10581.7800 ha | ha                 | North Western, Kabompo, Zambezi; Western, Lukulu |
| 290 | 17070-HQ-LPL | Classic Venture Limited (100%)                   | PL   | Au, Cu, Fe, Mg                            | Active       | Active | 2/27/2013  | 2/26/2015   | 8573.4300 ha  | ha                 | Central, Mumbwa                                  |
| 291 | 14498-HQ-LPL | CNMC Mpongwe Mining Company Limited (100%)       | PL   | Au, Cu, U                                 | Active       | Active | 10/8/2014  | 10/7/2016   | 64317.6000 ha | ha                 | Copperbelt, Luanshya, Masaiti, Mpongwe           |
| 292 | 15437-HQ-LPL | Collum Coal Mining Shaft Six Ltd (100%)          | PL   | Ag, Au, Co, Cu                            | Active       | Active | 5/3/2013   | 5/2/2015    | 4779.6100 ha  | ha                 | North Western, Mwinilunga, Solwezi               |

| No  | Code         | Parties                                  | Type | Commodities                                    | Status Group | Status | Grant Date | Expiry Date | Area          | Official Area Unit | Map Reference                                  |
|-----|--------------|--|------|--|--------------|--------|------------|-------------|---------------|--------------------|--|
| 293 | 12223-HQ-LPL | Copper Zone Resources Ltd (0%)           | PL   | Ag, Au, Co, Cu, Fe, LST, U                     | Active       | Active | 4/30/2015  | 4/29/2017   | 24018.7067 ha | ha                 | Copperbelt, Lufwanyama; North Western, Solwezi |
| 294 | 18323-HQ-LPL | Copper Zone Resources Ltd (100%)         | PL   | Ag, Au, Co, Cu, REE, U                         | Active       | Active | 5/2/2013   | 5/1/2017    | 15572.8737 ha | ha                 | North Western, Solwezi                         |
| 295 | 18846-HQ-LPL | Copperzone Resources Limited (100%)      | PL   | Ag, Au, Co, Cu, Fe, Ni, U                      | Active       | Active | 7/30/2013  | 7/29/2017   | 13737.3100 ha | ha                 | North Western, Solwezi                         |
| 296 | 18865-HQ-LPL | Copperzone Resources Limited (100%)      | PL   | Ag, Au, Co, Cu, Fe, Mn, Pb, REE, U, Zn         | Active       | Active | 5/2/2013   | 5/1/2017    | 11271.2548 ha | ha                 | North Western, Kasempa                         |
| 297 | 18866-HQ-LPL | Copperzone Resources Limited (100%)      | PL   | Ag, Au, Co, Cu, EM, Fe, Mn, Ni, Pb, REE, U, Zn | Active       | Active | 5/2/2013   | 5/1/2017    | 30479.3527 ha | ha                 | North Western, Kabompo                         |
| 298 | 18991-HQ-LPL | C-Ore industries (100%)                  | PL   | Au, Co, Cu, Fe, Mn                             | Active       | Active | 12/11/2013 | 12/10/2015  | 6908.7000 ha  | ha                 | Copperbelt, Masaiti                            |
| 299 | 18996-HQ-LPL | C-Ore industries (100%)                  | PL   | COA  | Active       | Active | 4/22/2014  | 4/21/2016   | 3686.2500 ha  | ha                 | Southern, Gwembe                               |
| 300 | 19100-HQ-LPL | C-Ore Industries Limited (100%)          | PL   | Au, Co, Cu, DOL, Fe, LST, Mn, Zn               | Active       | Active | 10/4/2013  | 10/3/2015   | 18135.2900 ha | ha                 | Central, Kabwe, Kapiri Mposhi                  |
| 301 | 16947-HQ-LPL | Core Value Mining Company Limited (100%) | PL   | Au, Co, Cu, Fe, Mn, Ni, U                      | Active       | Active | 5/6/2013   | 5/5/2015    | 11936.2800 ha | ha                 | North Western, Solwezi                         |
| 302 | 19885-HQ-LPL | Coster Mwaba (100%)                      | PL   | Ag, Au, Co, Cu, Mn, U                          | Active       | Active | 3/18/2015  | 3/17/2017   | 8792.5466 ha  | ha                 | North Western, Mwinilunga, Solwezi             |
| 303 | 19701-HQ-LPL | Cousins Mining Zambia Limited (100%)     | PL   | Au, Co, Cu, Fe, Mn, Ni, Pb, Zn                 | Active       | Active | 7/17/2014  | 7/16/2016   | 1352.1290 ha  | ha                 | Central, Kapiri Mposhi, Mkushi                 |

| No  | Code         | Parties                                | Type | Commodities                            | Status Group | Status | Grant Date | Expiry Date | Area                     | Official Area Unit | Map Reference                    |
|-----|--------------|--|------|--|--------------|--------|------------|-------------|--------------------------|--------------------|----------------------------------|
| 304 | 13662-HQ-LPL | D and B Gem-Ores Limited (100%)        | PL   | GYP                                    | Active       | Active | 1/29/2010  | 1/28/2014   | 3688.7300 ha             | ha                 | Northern, Mpika                  |
| 305 | 14909-HQ-LPL | Daheng Group Zambia Ltd (100%)         | PL   | Ag, Au, Co, Cu                         | Active       | Active | 9/20/2010  | 9/19/2016   | 68.1595 km <sup>2</sup>  | km <sup>2</sup>    | Copperbelt, Mpongwe              |
| 306 | 14911-HQ-LPL | Daheng Group Zambia Ltd (100%)         | PL   | Ag, Au, Co, Cu                         | Active       | Active | 11/16/2010 | 11/15/2016  | 11803.7611 ha            | ha                 | North Western, Solwezi           |
| 307 | 16395-HQ-LPL | Daled Mining Limited (100%)            | PL   | Sn, Ta                                 | Active       | Active | 5/27/2013  | 5/26/2015   | 1163.1171 ha             | ha                 | Southern, Kalomo                 |
| 308 | 13520-HQ-LPL | Dalpet Mining Limited (100%)           | PL   | Co, Cu, Mn, Pb, Zn                     | Active       | Active | 6/29/2010  | 6/28/2016   | 101.5971 km <sup>2</sup> | km <sup>2</sup>    | Luapula, Mansa                   |
| 309 | 12888-HQ-LPL | Dangote Quarries Zambia Limited (100%) | PL   | LST                                    | Active       | Active | 3/5/2009   | 3/4/2015    | 945.9100 ha              | ha                 | Lusaka, Lusaka                   |
| 310 | 12949-HQ-LPL | Dangote Quarries Zambia Limited (100%) | PL   | LST                                    | Active       | Active | 7/21/2014  | 7/20/2016   | 859.9169 ha              | ha                 | Lusaka, Kafue                    |
| 311 | 16425-HQ-LPL | Davison Mabvuto Zimba (100%)           | PL   | Au, Co, Cu, LST, P, Pb, U, Zn          | Active       | Active | 6/21/2013  | 6/20/2015   | 1070.0800 ha             | ha                 | Eastern, Petauke                 |
| 312 | 16184-HQ-LPL | DEEPHOLE Mining Limited (0%)           | PL   | Au, Co, Cu, Fe, Mn, Ni, U              | Active       | Active | 9/27/2011  | 9/26/2015   | 7693.3300 ha             | ha                 | North Western, Mufumbwe          |
| 313 | 15545-HQ-LPL | Deephole Mining Limited (100%)         | PL   | Ag, Au, Co, Cu, Fe, Mn, U              | Active       | Active | 9/27/2011  | 9/26/2015   | 32429.1600 ha            | ha                 | Eastern, Nyimba, Petauke         |
| 314 | 16183-HQ-LPL | DEEPHOLE Mining Limited (100%)         | PL   | Au, Co, Cu, Fe, Mn, Ni, U              | Active       | Active | 7/20/2011  | 7/19/2015   | 46607.8600 ha            | ha                 | North Western, Mufumbwe, Solwezi |
| 315 | 19837-HQ-LPL | Dennis Mapara (100%)                   | PL   | Co, Cu, Mn, Zn                         | Active       | Active | 1/29/2015  | 1/28/2017   | 112.1773 km <sup>2</sup> | km <sup>2</sup>    | Luapula, Mansa                   |
| 316 | 16999-HQ-LPL | DGR Zambia Ltd (100%)                  | PL   | Au, COA, Cu, Fe, Mo, Ni, Pb, Pd, U, Zn | Active       | Active | 8/20/2013  | 8/19/2015   | 4781.9800 ha             | ha                 | North Western, Solwezi           |
| 317 | 16492-HQ-LPL | Dimitri Mining Ltd (100%)              | PL   | REE                                    | Active       | Active | 7/27/2012  | 7/26/2014   | 97798.7200 ha            | ha                 | Western, Senanga, Shang'ombo     |

| No  | Code         | Parties  | Type | Commodities                                       | Status Group | Status | Grant Date | Expiry Date | Area                     | Official Area Unit | Map Reference                                    |
|-----|--------------|--|------|---|--------------|--------|------------|-------------|--------------------------|--------------------|--|
| 318 | 16404-HQ-LPL | Dominic Chola Mulaisho (100%)                        | PL   | COA, DIA  | Active       | Active | 10/29/2012 | 10/28/2014  | 87078.2000 ha            | ha                 | North Western, Kabompo, Zambezi; Western, Lukulu |
| 319 | 15854-HQ-LPL | Donalds Investments Limited (100%)                   | PL   | Au, Co, Cu, Mn, U                                 | Active       | Active | 8/22/2011  | 8/21/2015   | 372.0792 km <sup>2</sup> | km <sup>2</sup>    | Copperbelt, Lufwanyama; North Western, Solwezi   |
| 320 | 19401-HQ-LPL | Dong Hua Exploration & Mining Company Limited (100%) | PL   | Au, Cu  | Active       | Active | 7/29/2014  | 7/28/2016   | 14178.4749 ha            | ha                 | Lusaka, Chongwe                                  |
| 321 | 14040-HQ-LPL | Donzam Investements Zambia Limited (100%)            | PL   | Ag, Au, Co, Cu, Mn, Ni, U                         | Active       | Active | 6/30/2010  | 8/4/2016    | 233.3245 km <sup>2</sup> | km <sup>2</sup>    | North Western, Kasempa, Solwezi                  |
| 322 | 14274-HQ-LPL | Donzam Investements Zambia Limited (100%)            | PL   | Ag, Au, Co, COA, Cu, Mn, Ni, Pb, Sn, U, Zn        | Active       | Active | 6/30/2010  | 6/29/2014   | 11915.6100 ha            | ha                 | Southern, Gwembe, Sinazongwe                     |
| 323 | 19040-HQ-LPL | Double impacty Construction Company Ltd (100%)       | PL   | DOL   | Active       | Active | 7/29/2013  | 7/28/2015   | 1081.8884 ha             | ha                 |  |
| 324 | 16918-HQ-LPL | E & S Ventures Limited (100%)                        | PL   | Ag, Au, Bi, Co, Cu, Mn, Mo, Ni, Pb, Sn, Ta, U, Zn | Active       | Active | 1/22/2013  | 1/21/2017   | 2130.9200 ha             | ha                 | Central, Mumbwa                                  |
| 325 | 19686-HQ-LPL | Eagle Resources and Minerals Company Limited (100%)  | PL   | Ag, Au, Co, Cu, Mn, Pb, Zn                        | Active       | Active | 9/24/2014  | 9/23/2016   | 15923.6814 ha            | ha                 | North Western, Kasempa                           |
| 326 | 19682-HQ-LPL | Eagle Resources and Minerals Company Ltd (100%)      | PL   | Ag, Au, Co, Cu, Mn, Pb, Zn                        | Active       | Active | 7/23/2014  | 7/22/2016   | 6761.6783 ha             | ha                 | Central, Mkushi                                  |
| 327 | 14926-HQ-LPL | Eastern Mineral and Exploration Company (100%)       | PL   | Ag, Au, Co, Cu, Mn, Pb, Zn                        | Active       | Active | 3/16/2011  | 3/15/2013   | 40102.8244 ha            | ha                 | Central, Mkushi                                  |

| No  | Code         | Parties  | Type | Commodities                     | Status Group | Status | Grant Date | Expiry Date | Area                     | Official Area Unit | Map Reference                           |
|-----|--------------|--|------|---------------------------------|--------------|--------|------------|-------------|--------------------------|--------------------|---|
| 328 | 15091-HQ-LPL | Eastern Mineral and Exploration Company (100%) | PL   | Au, Co, Cu, Mn                  | Active       | Active | 4/5/2014   | 4/4/2016    | 5.4433 km <sup>2</sup>   | km <sup>2</sup>    | North Western, Mufumbwe; Western, Kaoma |
| 329 | 11931-HQ-LPL | Elizabeth Zulu (100%)                          | PL   | Ag, Au, Cu, Fe, Mn, Ni          | Active       | Active | 12/10/2008 | 12/9/2014   | 74.0165 km <sup>2</sup>  | km <sup>2</sup>    | North Western, Kabompo, Kabompo         |
| 330 | 16338-HQ-LPL | Elizabeth Zulu (100%)                          | PL   | Au, Co, Cu, DIA, Fe, Mn, Ni, Zn | Active       | Active | 5/30/2014  | 5/29/2016   | 4204.9400 ha             | ha                 | Luapula, Milenge                        |
| 331 | 8696-HQ-LPL  | Elmet Mining and Tech Services Limited (100%)  | PL   | Cu                              | Active       | Active | 5/16/2012  | 5/15/2014   | 8349.6400 ha             | ha                 | Copperbelt, Chililabombwe, Chingola     |
| 332 | 19784-HQ-LPL | Elohim Copperfields Limited (100%)             | PL   | Au, Co, Cu, DOL, LST            | Active       | Active | 8/6/2014   | 8/5/2016    | 19.2886 km <sup>2</sup>  | km <sup>2</sup>    | North Western, Solwezi                  |
| 333 | 19787-HQ-LPL | Elohim Copperfields Limited (100%)             | PL   | Au, Co, Cu, DOL, LST            | Active       | Active | 7/4/2014   | 7/3/2016    | 15.4219 km <sup>2</sup>  | km <sup>2</sup>    | North Western, Solwezi                  |
| 334 | 19797-HQ-LPL | Elohim Copperfields Limited (100%)             | PL   | Au, Co, Cu, DOL, LST            | Active       | Active | 7/4/2014   | 7/3/2016    | 557.0072 km <sup>2</sup> | km <sup>2</sup>    | North Western, Solwezi                  |
| 335 | 19896-HQ-LPL | Elohim Copperfields Limited (100%)             | PL   | Ag, Au, Co, Cu, LST             | Active       | Active | 9/18/2014  | 9/17/2016   | 50141.9939 ha            | ha                 | North Western, Solwezi                  |
| 336 | 15449-HQ-LPL | EMCO Coal Zambian Limited (100%)               | PL   | COA                             | Active       | Active | 12/3/2010  | 12/2/2012   | 21.1807 km <sup>2</sup>  | km <sup>2</sup>    | Southern, Sinazongwe                    |
| 337 | 19689-HQ-LPL | EMCO Holdings Limited (100%)                   | PL   | LST                             | Active       | Active | 7/21/2014  | 7/20/2016   | 146.7572 km <sup>2</sup> | km <sup>2</sup>    | Lusaka, Kafue, Lusaka                   |
| 338 | 19773-HQ-LPL | EMCO Thermal Power Limited (100%)              | PL   | COA                             | Active       | Active | 8/18/2014  | 8/17/2016   | 3.5238 km <sup>2</sup>   | km <sup>2</sup>    | Southern, Sinazongwe                    |



| No  | Code         | Parties  | Type | Commodities   | Status Group | Status | Grant Date | Expiry Date | Area          | Official Area Unit | Map Reference                       |
|-----|--------------|--|------|---|--------------|--------|------------|-------------|---------------|--------------------|-------------------------------------|
| 339 | 19895-HQ-LPL | Emmanuel Mulenga (100%)                            | PL   | Au, Co, Cu, LST                                       | Active       | Active | 11/28/2014 | 11/27/2016  | 40.0869 ha    | ha                 | North Western, Solwezi              |
| 340 | 18876-HQ-LPL | Energtec Mineral Resources Limited (100%)          | PL   | Ag, Au, Cu, Fe, Zn                                    | Active       | Active | 12/30/2013 | 12/29/2015  | 1375.5600 ha  | ha                 | Copperbelt, Chililabombwe, Chingola |
| 341 | 16560-HQ-LPL | Etzam Exploration & Mining Ltd (100%)              | PL   | Ag, Au, Co, Cu, Fe, Mn                                | Active       | Active | 7/4/2012   | 7/3/2014    | 5033.8600 ha  | ha                 | Eastern, Petauke                    |
| 342 | 17602-HQ-LPL | Fahrenheit Twenty Four Limited (100%)              | PL   | Cu, LST, Zn   | Active       | Active | 8/12/2013  | 8/11/2015   | 1291.9900 ha  | ha                 | Lusaka, Kafue                       |
| 343 | 14914-HQ-LPL | Falco Resources Ltd (100%)                         | PL   | Au, COA, Cu, U  | Active       | Active | 8/1/2012   | 7/31/2014   | 76424.5010 ha | ha                 | Eastern, Chipata, Lundazi, Mambwe   |
| 344 | 13722-HQ-LPL | Falling Star Investments Limited (100%)            | PL   | Au, Co, Cu, Fe  | Active       | Active | 10/30/2009 | 10/29/2015  | 40608.0900 ha | ha                 | Copperbelt, Chililabombwe, Chingola |
| 345 | 19631-HQ-LPL | Ferro Alloys Corporation Limited (100%)            | PL   | Cu, Mn  | Active       | Active | 8/19/2014  | 8/18/2016   | 21434.1750 ha | ha                 | Central, Kapiri Mposhi, Mkushi      |
| 346 | 8480-HQ-LPL  | First Quantum Mining and Operations Limited (100%) | PL   | Cu  | Active       | Active | 4/2/2013   | 4/1/2017    | 10958.3702 ha | ha                 | North Western, Solwezi              |
| 347 | 12198-HQ-LPL | Fisherman Mining Limited (100%)                    | PL   | Au, Cu, DIA, Fe, LST, MIC, Mn, Nb, Ni, P, REE, Ta, Zr | Active       | Active | 1/6/2010   | 1/5/2016    | 71600.4600 ha | ha                 | Eastern, Chama; Northern, Isoka     |
| 348 | 15481-HQ-LPL | Flow Flex Suppliers (100%)                         | PL   | Co, COA, Cu, Ni, Sn, U                                | Active       | Active | 8/3/2012   | 8/2/2014    | 97010.6100 ha | ha                 | Southern, Mazabuka, Monze           |
| 349 | 20092-HQ-LPL | Front Sky Mining Company Limited (100%)            | PL   | Au  | Active       | Active | 4/14/2015  | 4/13/2017   | 1831.8930 ha  | ha                 | Eastern, Nyimba                     |

| No  | Code         | Parties   | Type | Commodities                | Status Group | Status | Grant Date | Expiry Date | Area                   | Official Area Unit | Map Reference  |
|-----|--------------|---|------|----------------------------|--------------|--------|------------|-------------|------------------------|--------------------|--|
| 350 | 20093-HQ-LPL | Front Sky Mining Company Limited (100%)           | PL   | Au                         | Active       | Active | 5/28/2015  | 5/27/2017   | 15132.5329 ha          | ha                 | Central, Chongwe, Mkushi; Eastern, Nyimba; Lusaka, Chongwe |
| 351 | 20094-HQ-LPL | Front Sky Mining Company Limited (100%)           | PL   | Au                         | Active       | Active | 3/10/2015  | 3/9/2017    | 1461.4001 ha           | ha                 | Central, Mkushi  |
| 352 | 18508-HQ-LPL | G & G Nation Wide Zambia Limited (100%)           | PL   | Mn                         | Active       | Active | 5/14/2013  | 5/13/2015   | 3099.3600 ha           | ha                 | Luapula, Milenge   |
| 353 | 16164-HQ-LPL | G & I Investments Limited (100%)                  | PL   | Au, Co, Cu, Pt             | Active       | Active | 5/30/2013  | 5/29/2015   | 18396.2800 ha          | ha                 | Central, Chibombo, Kapiri Mposhi, Mkushi                   |
| 354 | 17212-HQ-LPL | G N Mining (100%)                                 | PL   | Ag, Au, Co, Cu, Pb, Zn     | Active       | Active | 10/31/2012 | 10/30/2016  | 55739.7700 ha          | ha                 | North Western, Mufumbwe; Western, Kaoma                    |
| 355 | 18211-HQ-LPL | G.N. Mining Limited (100%)                        | PL   | Ag, Au, Co, Cu, Pb, Zn     | Active       | Active | 12/4/2012  | 12/3/2014   | 99918.6600 ha          | ha                 | Copperbelt, Mpongwe; North Western, Kasempa                |
| 356 | 17109-HQ-LPL | Gan Yuan Mining and Resources Limited (100%)      | PL   | Au, Co, Cu, Fe, Mn, Ni, Zn | Active       | Active | 8/29/2013  | 8/28/2015   | 43443.0000 ha          | ha                 | Lusaka, Kafue; Southern, Mazabuka                          |
| 357 | 19004-HQ-LPL | Gemstone Marketing and Consultancy Limited (100%) | PL   | Ag, Au, Co, Cu, Fe, Mn     | Active       | Active | 9/10/2013  | 9/9/2015    | 2686.9300 ha           | ha                 | North Western, Solwezi                                     |
| 358 | 19693-HQ-LPL | Gemstone Marketing and Consultancy Limited (100%) | PL   | Au                         | Active       | Active | 7/17/2014  | 7/16/2016   | 6.7663 km <sup>2</sup> | km <sup>2</sup>    | Lusaka, Chongwe  |
| 359 | 19864-HQ-LPL | Gemstone Marketing and Consultancy Limited (100%) | PL   | Au                         | Active       | Active | 8/8/2014   | 8/7/2016    | 1578.7154 ha           | ha                 | Southern, Mazabuka   |

| No  | Code         | Parties                                     | Type | Commodities               | Status Group | Status | Grant Date | Expiry Date | Area          | Official Area Unit | Map Reference  |
|-----|--------------|---|------|---------------------------|--------------|--------|------------|-------------|---------------|--------------------|--|
| 360 | 19120-HQ-LPL | Generous Enterprises (100%)                 | PL   | Au, Co, Cu, Fe, Mn        | Active       | Active | 1/17/2014  | 1/16/2016   | 5633.4100 ha  | ha                 | North Western, Solwezi                               |
| 361 | 8369-HQ-LPL  | Geohydro Consulting Services Limited (100%) | PL   | Co, Cu, Mn, Ni, Pb, U, Zn | Active       | Active | 4/24/2013  | 4/23/2015   | 56436.8900 ha | ha                 | Central, Mkushi; Eastern, Nyimba                     |
| 362 | 18878-HQ-LPL | Gewa Investments and Mining Limited (100%)  | PL   | Au, Co, Cu                | Active       | Active | 8/26/2013  | 8/25/2015   | 6241.3100 ha  | ha                 | North Western, Kasempa                               |
| 363 | 19858-HQ-LPL | Gigaton Innovations Limited (100%)          | PL   | Ag, Au, Cu, Mn, W         | Active       | Active | 8/21/2014  | 8/20/2016   | 9893.0367 ha  | ha                 | Central, Mkushi; Eastern, Nyimba                     |
| 364 | 17218-HQ-LPL | Gingnesh Minerals Ltd (100%)                | PL   | Au, Cu, Fe, Mg, Zn        | Active       | Active | 5/31/2013  | 5/30/2015   | 46572.4100 ha | ha                 | Eastern, Nyimba; Lusaka, Chongwe, Luangwa            |
| 365 | 17211-HQ-LPL | GN Mining Ltd (100%)                        | PL   | Ag, Au, Co, Cu, Pb, Zn    | Active       | Active | 10/31/2012 | 10/30/2014  | 99766.4000 ha | ha                 | Copperbelt, Mpongwe; North Western, Kasempa, Solwezi |
| 366 | 14936-HQ-LPL | Gold Bay Zambia Limited (100%)              | PL   | Ag, Au, Co, Cu            | Active       | Active | 3/18/2011  | 3/17/2017   | 10423.4890 ha | ha                 | North Western, Solwezi                               |
| 367 | 19279-HQ-LPL | Golden Source Mining Co. Limited (100%)     | PL   | Ag, Au, Co, Cu, Mn        | Active       | Active | 12/2/2013  | 12/1/2015   | 18374.7500 ha | ha                 | North Western, Mufumbwe; Western, Kaoma              |
| 368 | 19452-HQ-LPL | Golden Sources Mining Co.Ltd (100%)         | PL   | Ag, Au, Co, Cu, Mn        | Active       | Active | 5/5/2014   | 5/4/2016    | 24446.6507 ha | ha                 | Copperbelt, Lufwanyama                               |

| No  | Code         | Parties                             | Type | Commodities                                   | Status Group | Status | Grant Date | Expiry Date | Area          | Official Area Unit | Map Reference                           |
|-----|--------------|-------------------------------------|------|---|--------------|--------|------------|-------------|---------------|--------------------|---|
| 369 | 17168-HQ-LPL | Grassroots Copper Limited (100%)    | PL   | Ag, Au, Co, Cu, Mo, Ni, Pb, Pt, U, Zn         | Active       | Active | 2/8/2013   | 2/7/2017    | 42647.6202 ha | ha                 | North Western, Chavuma, Zambezi         |
| 370 | 17169-HQ-LPL | Grassroots Copper Limited (100%)    | PL   | Ag, Au, Co, Cu, Mo, Ni, Pb, Pd, Pt, U, Zn     | Active       | Active | 2/8/2013   | 2/7/2017    | 46926.5700 ha | ha                 | North Western, Zambezi                  |
| 371 | 17415-HQ-LPL | Grassroots Copper Limited (100%)    | PL   | Ag, Au, Co, Cu, Mo, Ni, Pb, Pt, U, Zn         | Active       | Active | 2/7/2013   | 2/6/2017    | 17608.4099 ha | ha                 | North Western, Zambezi                  |
| 372 | 17416-HQ-LPL | Grassroots Copper Limited (100%)    | PL   | Ag, Co, Cu, Mo, Ni, Pb, Pd, Pt, U             | Active       | Active | 7/24/2013  | 7/23/2017   | 33012.4854 ha | ha                 | North Western, Zambezi; Western, Lukulu |
| 373 | 17461-HQ-LPL | Grassroots Copper Limited (100%)    | PL   | Ag, Au, Co, Cu, Mo, Ni, Pb, Pt, U, Zn         | Active       | Active | 8/28/2013  | 8/27/2015   | 41491.0100 ha | ha                 | North Western, Zambezi                  |
| 374 | 17492-HQ-LPL | Grassroots Copper Limited (100%)    | PL   | Ag, Au, Co, Cu, Fe, Mo, Ni, Pb, Pd, Pt, U, Zn | Active       | Active | 4/12/2013  | 4/11/2017   | 68711.9950 ha | ha                 | North Western, Kabompo                  |
| 375 | 17616-HQ-LPL | Grassroots Copper Limited (100%)    | PL   | Ag, Au, Co, Cu, Mo, Ni, Pb, Pd, Pt, U, Zn     | Active       | Active | 2/8/2013   | 2/7/2017    | 44727.8300 ha | ha                 | North Western, Kabompo, Zambezi         |
| 376 | 19744-HQ-LPL | Grassroots Copper Limited (100%)    | PL   | Ag, Au, Co, Cu, Mo, Ni, Pb, Pd, Pt, U, Zn     | Active       | Active | 4/16/2015  | 4/15/2017   | 54316.5710 ha | ha                 | North Western, Kabompo                  |
| 377 | 15984-HQ-LPL | Great Tang Resources Limited (100%) | PL   | Au, Co, Cu, Fe                                | Active       | Active | 10/2/2013  | 10/1/2017   | 32337.1988 ha | ha                 | North Western, Kasempa                  |
| 378 | 19433-HQ-LPL | Greenex Portland Limited (100%)     | PL   | LST   | Active       | Active | 2/27/2014  | 2/26/2016   | 954.5643 ha   | ha                 | Eastern, Nyimba                         |

| No  | Code         | Parties                                  | Type | Commodities                            | Status Group | Status | Grant Date | Expiry Date | Area                     | Official Area Unit | Map Reference                               |
|-----|--------------|--|------|--|--------------|--------|------------|-------------|--------------------------|--------------------|---|
| 379 | 19077-HQ-LPL | Grizzly copper Mines Limited (100%)      | PL   | Ag, Au, Cu, Fe, Zn                     | Active       | Active | 10/2/2013  | 10/1/2015   | 3438.8100 ha             | ha                 | North Western, Mwinilunga, Solwezi          |
| 380 | 19154-HQ-LPL | Grizzly copper Mines Limited (100%)      | PL   | Au, Co, Cu                             | Active       | Active | 10/2/2013  | 10/1/2015   | 7708.8000 ha             | ha                 | North Western, Mwinilunga                   |
| 381 | 20217-HQ-LPL | Grizzly copper Mines Limited (100%)      | PL   | Ag, Au, Co, Cu, LST, Mn                | Active       | Active | 2/17/2015  | 2/16/2017   | 1076.7165 ha             | ha                 | North Western, Solwezi                      |
| 382 | 19809-HQ-LPL | Ground Focus Limited (100%)              | PL   | Ag, Au, Co, Cu, Fe, Mn, Ni, REE, U, Zn | Active       | Active | 8/7/2014   | 8/6/2016    | 225.3193 ha              | ha                 | Central, Mkushi                             |
| 383 | 19269-HQ-LPL | Grovenor Resources Zambia Limited (100%) | PL   | Ag, Au, Co, Cu, Fe, Mn                 | Active       | Active | 2/27/2014  | 2/26/2016   | 17166.5800 ha            | ha                 | North Western, Kasempa                      |
| 384 | 16788-HQ-LPL | Grovenor Resources Zambia Ltd (100%)     | PL   | Ag, Au, Co, Cu, Fe, Mn, U, Zn          | Active       | Active | 7/16/2013  | 7/15/2015   | 20236.2500 ha            | ha                 | Lusaka, Kafue; Southern, Siavonga           |
| 385 | 20048-HQ-LPL | GSR Ventures Zambia Limited (100%)       | PL   | Cu, DOL, Fe, Mn, Zn                    | Active       | Active | 12/1/2014  | 11/30/2016  | 145.8099 km <sup>2</sup> | km <sup>2</sup>    | Luapula, Luwingu, Mwense; Northern, Luwingu |
| 386 | 20049-HQ-LPL | GSR Ventures Zambia Limited (100%)       | PL   | Cu, DOL, Fe, Mn, Zn                    | Active       | Active | 12/1/2014  | 11/30/2016  | 286.8958 km <sup>2</sup> | km <sup>2</sup>    | Northern, Chinsali                          |
| 387 | 20067-HQ-LPL | GSR Ventures Zambia Limited (100%)       | PL   | Cu, DOL, Fe, Mn, Zn                    | Active       | Active | 1/30/2015  | 1/29/2017   | 98.2639 km <sup>2</sup>  | km <sup>2</sup>    | Luapula, Kawambwa                           |
| 388 | 20068-HQ-LPL | GSR Ventures Zambia Limited (100%)       | PL   | Cu, DOL, Fe, Mn, Zn                    | Active       | Active | 1/29/2015  | 1/28/2017   | 67.8586 km <sup>2</sup>  | km <sup>2</sup>    | Luapula, Mansa                              |
| 389 | 20069-HQ-LPL | GSR Ventures Zambia Limited (100%)       | PL   | Cu, DOL, Fe, Mn, Zn                    | Active       | Active | 1/29/2015  | 1/28/2017   | 77.5406 km <sup>2</sup>  | km <sup>2</sup>    | Luapula, Mansa                              |
| 390 | 20177-HQ-LPL | GSY Construction Zambia Limited (100%)   | PL   | Ag, Au, Co, Cu, U                      | Active       | Active | 1/12/2015  | 1/11/2017   | 18.1292 km <sup>2</sup>  | km <sup>2</sup>    | North Western, Solwezi                      |

| No  | Code         | Parties                                | Type | Commodities                            | Status Group | Status | Grant Date | Expiry Date | Area                     | Official Area Unit | Map Reference             |
|-----|--------------|--|------|--|--------------|--------|------------|-------------|--------------------------|--------------------|---------------------------|
| 391 | 19763-HQ-LPL | GSY Construction Zambia Limited (100%) | PL   | LST                                    | Active       | Active | 8/8/2014   | 8/7/2016    | 1667.9934 ha             | ha                 | Lusaka, Chongwe, Kafue    |
| 392 | 19764-HQ-LPL | GSY Construction Zambia Limited (100%) | PL   | LST                                    | Active       | Active | 10/27/2014 | 10/26/2016  | 484.6074 ha              | ha                 | North Western, Solwezi    |
| 393 | 19894-HQ-LPL | GSY Construction Zambia Limited (100%) | PL   | Ag, Au, Co, Cu                         | Active       | Active | 11/6/2014  | 11/5/2016   | 678.9821 ha              | ha                 | North Western, Solwezi    |
| 394 | 20012-HQ-LPL | GSY Construction Zambia Limited (100%) | PL   | LST                                    | Active       | Active | 10/27/2014 | 10/26/2016  | 467.4674 ha              | ha                 | North Western, Solwezi    |
| 395 | 16400-HQ-LPL | GTD Mining Ltd (100%)                  | PL   | Au, Co, Cu, DIA, Mn, Zn                | Active       | Active | 5/29/2013  | 5/28/2015   | 450.7067 ha              | ha                 | Central, Mkushi           |
| 396 | 16435-HQ-LPL | GTD Mining Ltd (100%)                  | PL   | Au, Co, Cu, Fe, Mn                     | Active       | Active | 12/14/2012 | 12/13/2014  | 28932.3500 ha            | ha                 | North Western, Kasempa    |
| 397 | 16503-HQ-LPL | GTD Mining Ltd (100%)                  | PL   | Ag, Co, Cu, Fe, Mn, Zn                 | Active       | Active | 3/26/2014  | 3/25/2016   | 22417.6900 ha            | ha                 | Lusaka, Chongwe           |
| 398 | 20182-HQ-LPL | GTJ Mining Limited (100%)              | PL   | Au, Cu, GRT, LST, P                    | Active       | Active | 3/31/2015  | 3/30/2017   | 6772.4565 ha             | ha                 | Eastern, Katete, Petauke  |
| 399 | 13026-HQ-LPL | Gunty Enterprises (100%)               | PL   | Au, U                                  | Active       | Active | 3/18/2009  | 3/11/2013   | 324.1131 km <sup>2</sup> | km <sup>2</sup>    | Northern, Mbala           |
| 400 | 17942-HQ-LPL | H.J Van Blerk (100%)                   | PL   | Ag, Au, Cu                             | Active       | Active | 3/18/2014  | 3/17/2016   | 42116.5100 ha            | ha                 | Eastern, Chadiza          |
| 401 | 19727-HQ-LPL | Headframe Resources (Z) Ltd (100%)     | PL   | Ag, Co, Cu, Fe, Ni, U                  | Active       | Active | 8/8/2014   | 8/7/2016    | 189.2629 km <sup>2</sup> | km <sup>2</sup>    | North Western, Mwinilunga |
| 402 | 19808-HQ-LPL | Headframe Resources (Z) Ltd (100%)     | PL   | Ag, Au, Co, Cu, Fe, Mn, Ni, REE, U, Zn | Active       | Active | 12/5/2014  | 12/4/2016   | 16420.4169 ha            | ha                 | Luapula                   |
| 403 | 19846-HQ-LPL | Headframe Resources (Z) Ltd (100%)     | PL   | Ag, Au, Co, Cu, Fe, Ni, U              | Active       | Active | 8/14/2014  | 8/13/2016   | 30351.4407 ha            | ha                 | Luapula                   |

| No  | Code         | Parties   | Type | Commodities                             | Status Group | Status | Grant Date | Expiry Date | Area                    | Official Area Unit | Map Reference                     |
|-----|--------------|---|------|---|--------------|--------|------------|-------------|-------------------------|--------------------|-----------------------------------|
| 404 | 19916-HQ-LPL | Headframe Resources (Z) Ltd (100%)                  | PL   | Ag, Au, Co, Cu, Fe, Ni, U               | Active       | Active | 12/5/2014  | 12/4/2016   | 7984.4745 ha            | ha                 | North Western, Mwinilunga         |
| 405 | 19958-HQ-LPL | Headframe Resources (Z) Ltd (100%)                  | PL   | Ag, Co, Cu, Fe, Mn, Ni, U               | Active       | Active | 3/18/2015  | 3/17/2017   | 24766.6900 ha           | ha                 | Luapula, Mansa                    |
| 406 | 16520-HQ-LPL | Henan Mining Corporation Zambia Ltd (100%)          | PL   | Ag, Au, Co, Cu, Mn                      | Active       | Active | 9/3/2012   | 9/2/2014    | 4437.7500 ha            | ha                 | North Western, Kasempa            |
| 407 | 17196-HQ-LPL | Henan Mining Corporation Zambia Ltd (100%)          | PL   | Ag, Au, Co, Cu, Fe, Mn, Ni, Pb, Pt, REE | Active       | Active | 1/4/2013   | 1/3/2015    | 12765.0200 ha           | ha                 | Luapula, Northern, Kaputa         |
| 408 | 19539-HQ-LPL | HJM and Associates Limited (100%)                   | PL   | Ag, Au, Co, Cu, Fe, Mn, Sn, Ta          | Active       | Active | 6/27/2014  | 6/26/2016   | 5085.9500 ha            | ha                 | Central, Serenje; Northern, Mpika |
| 409 | 19869-HQ-LPL | HJM and Associates Limited (100%)                   | PL   | Ag, Al, Au, Co, Cu, Fe, LST, Pb, Zn     | Active       | Active | 9/23/2014  | 9/22/2016   | 4306.6637 ha            | ha                 | Copperbelt, Lufwanyama            |
| 410 | 18650-HQ-LPL | HL Conty Geo Mining Resources Ltd (100%)            | PL   | Ag, Au, Co, Cu, Fe, Mn, Zn              | Active       | Active | 7/9/2013   | 7/8/2015    | 31823.7900 ha           | ha                 | North Western, Mufumbwe           |
| 411 | 18474-HQ-LPL | Hope Distributors Ltd (100%)                        | PL   | Ag, Au, Co, Cu, Mn                      | Active       | Active | 1/15/2014  | 1/14/2016   | 1952.0900 ha            | ha                 | Central, Kapiri Mposhi            |
| 412 | 16289-HQ-LPL | Hwatai Mining Investment Corporation Limited (100%) | PL   | Ag, Au, Co, Cu, Mn, Ta, U, Zn           | Active       | Active | 8/10/2011  | 8/9/2015    | 45.3800 km <sup>2</sup> | km <sup>2</sup>    | Copperbelt, Lufwanyama            |
| 413 | 19105-HQ-LPL | Hyper Sky Mining Investments Limited (100%)         | PL   | Ag, Al, Au, Cu, Fe, Mn, Pt, Sn, Ta, Zn  | Active       | Active | 9/20/2013  | 9/19/2015   | 5916.0100 ha            | ha                 | Central, Mkushi                   |
| 414 | 16523-HQ-LPL | IMME Investment Limited (100%)                      | PL   | Ag, Cu, Mn                              | Active       | Active | 9/3/2012   | 9/2/2016    | 43721.4010 ha           | ha                 | Central, Mkushi                   |
| 415 | 18680-HQ-LPL | Impili materilas Ltd (100%)                         | PL   | DOL, LST                                | Active       | Active | 5/9/2013   | 5/8/2015    | 5642.2100 ha            | ha                 | North Western, Solwezi            |

| No  | Code         | Parties                                      | Type | Commodities                       | Status Group | Status | Grant Date | Expiry Date | Area                     | Official Area Unit | Map Reference                                |
|-----|--------------|--|------|-----------------------------------|--------------|--------|------------|-------------|--------------------------|--------------------|--|
| 416 | 16757-HQ-LPL | Infinity Minerals and Resources Ltd (100%)   | PL   | Cu                                | Active       | Active | 12/4/2012  | 12/3/2016   | 41012.8999 ha            | ha                 | North Western, Kabompo, Mufumbwe, Mwinilunga |
| 417 | 16759-HQ-LPL | Infinity Minerals and Resources Ltd (100%)   | PL   | Cu                                | Active       | Active | 12/4/2012  | 12/3/2016   | 35810.7471 ha            | ha                 | North Western, Kabompo                       |
| 418 | 20228-HQ-LPL | Intergrated Mineral Resources Limited (100%) | PL   | F, FLD                            | Active       | Active | 4/13/2015  | 4/12/2017   | 5348.8440 ha             | ha                 | Southern, Siavonga                           |
| 419 | 20241-HQ-LPL | Intergrated Mineral Resources Ltd (100%)     | PL   | F, FLD                            | Active       | Active | 5/11/2015  | 5/10/2017   | 7200.9736 ha             | ha                 | Southern, Siavonga                           |
| 420 | 19558-HQ-LPL | Izumaka Limited (100%)                       | PL   | Co, Cu, Ni                        | Active       | Active | 3/21/2014  | 3/20/2016   | 4583.9600 ha             | ha                 | North Western, Solwezi                       |
| 421 | 19559-HQ-LPL | Izumaka Limited (100%)                       | PL   | Co, Cu, Ni                        | Active       | Active | 3/21/2014  | 3/20/2016   | 12837.0700 ha            | ha                 | North Western, Mwinilunga, Solwezi           |
| 422 | 19309-HQ-LPL | J & D Manganese Explorers Limited (100%)     | PL   | Co, Cu, Fe                        | Active       | Active | 3/31/2014  | 3/30/2016   | 26938.5200 ha            | ha                 | Copperbelt, Mpongwe; North Western, Solwezi  |
| 423 | 15671-HQ-LPL | Jamii Investments Ltd (100%)                 | PL   | Au, Co, Cu                        | Active       | Active | 4/11/2011  | 4/10/2015   | 4741.7100 ha             | ha                 | Central, Mkushi                              |
| 424 | 13370-HQ-LPL | Jason Mfula (100%)                           | PL   | Co, Cu, Mn                        | Active       | Active | 8/24/2011  | 8/23/2015   | 244.5530 km <sup>2</sup> | km <sup>2</sup>    | Luapula, Mansa, Mwense                       |
| 425 | 16639-HQ-LPL | Jefferson Mwenda Mulyatila (100%)            | PL   | Fe, Nb                            | Active       | Active | 12/21/2012 | 12/20/2014  | 6166.1100 ha             | ha                 | Eastern, Chama                               |
| 426 | 16796-HQ-LPL | Jennifer Duckstrom Phiri (100%)              | PL   | Ag, Au, Co, Cu, Fe, Mn, Pb, U, Zn | Active       | Active | 9/10/2013  | 9/9/2015    | 1209.4900 ha             | ha                 | Central, Kapiri Mposhi                       |



| No  | Code         | Parties                                       | Type | Commodities                            | Status Group | Status | Grant Date | Expiry Date | Area          | Official Area Unit | Map Reference                                |
|-----|--------------|---|------|--|--------------|--------|------------|-------------|---------------|--------------------|--|
| 427 | 13723-HQ-LPL | Jilin Nonferrous Mining zambia Limited (100%) | PL   | Ag, Au, Co, Cu, Mn, Ni, U              | Active       | Active | 9/9/2009   | 9/8/2015    | 1534.6700 ha  | ha                 | North Western, Mufumbwe                      |
| 428 | 18034-HQ-LPL | Jilungu Mining Limited (100%)                 | PL   | Ag, Co, Cu                             | Active       | Active | 10/4/2013  | 10/3/2015   | 501.6000 ha   | ha                 | North Western, Solwezi                       |
| 429 | 19810-HQ-LPL | Jimmy Mubashi (100%)                          | PL   | Ag, Au, Co, Cu, Fe, Mn, Ni, REE, U, Zn | Active       | Active | 8/7/2014   | 8/6/2016    | 1794.3864 ha  | ha                 | Eastern, Petauke                             |
| 430 | 17053-HQ-LPL | Jin Africa Limited (100%)                     | PL   | Cu, Mn                                 | Active       | Active | 1/20/2014  | 1/19/2016   | 15168.0100 ha | ha                 | North Western, Kasempa                       |
| 431 | 17865-HQ-LPL | Jing De Zham Enterprises Ltd (100%)           | PL   | Ag, Au, Co, COA, Cu, Fe, Mn, U         | Active       | Active | 2/17/2014  | 2/16/2016   | 10198.3400 ha | ha                 | Southern, Choma, Gwembe                      |
| 432 | 19956-HQ-LPL | Jing De Zham Enterprises Ltd (100%)           | PL   | Au, Co, Cu, Fe, Mn                     | Active       | Active | 10/20/2014 | 10/19/2016  | 21161.9709 ha | ha                 | Copperbelt, Chingola; North Western, Solwezi |
| 433 | 20043-HQ-LPL | Jiwundu Minerals Ltd (100%)                   | PL   | Au, Co, Cu, Zn                         | Active       | Active | 11/6/2014  | 11/5/2016   | 1047.6748 ha  | ha                 | North Western, Solwezi                       |
| 434 | 12976-HQ-LPL | Jonah Mining zambia Limited (100%)            | PL   | Au, Co, Cu, Pb                         | Active       | Active | 10/14/2010 | 10/13/2016  | 20099.5400 ha | ha                 | North Western, Kasempa                       |
| 435 | 19760-HQ-LPL | Jonah Mining Zambia Ltd (100%)                | PL   | Ag, As, Au, Co, Cu, Fe, Mn, U, Zn      | Active       | Active | 8/7/2014   | 8/6/2016    | 43808.9187 ha | ha                 | North Western, Kasempa                       |
| 436 | 19270-HQ-LPL | Joseph Lwando Chipili (100%)                  | PL   | Au, Co, Cu, Mn, Zn                     | Active       | Active | 8/12/2014  | 8/11/2016   | 75513.7000 ha | ha                 | Luapula, Milenge                             |
| 437 | 19544-HQ-LPL | Joseph Musonda (100%)                         | PL   | Ag, Au, Fe, LST, MGS, Mn, U            | Active       | Active | 7/16/2014  | 7/15/2016   | 56334.2000 ha | ha                 | Central, Chibombo, Kabwe                     |

| No  | Code         | Parties   | Type | Commodities   | Status Group | Status | Grant Date | Expiry Date | Area             | Official Area Unit | Map Reference                                    |
|-----|--------------|---|------|---|--------------|--------|------------|-------------|------------------|--------------------|--|
| 438 | 16413-HQ-LPL | Joyce Mary Kadilila (100%)                      | PL   | Cu  | Active       | Active | 7/4/2014   | 7/3/2016    | 2898.4900<br>ha  | ha                 | North Western,<br>Zambezi                        |
| 439 | 18101-HQ-LPL | JRB Holdings Ltd (100%)                         | PL   | Cu, Ni  | Active       | Active | 8/25/2014  | 8/24/2016   | 21867.3600<br>ha | ha                 | Southern,<br>Kalomo                              |
| 440 | 16452-HQ-LPL | Jungle Pride Mining Group Ltd (100%)            | PL   | Ag, Al, Au, Co, Cu,<br>Fe, Mn, Ni, Pt, U,<br>Zn           | Active       | Active | 7/5/2012   | 7/4/2014    | 2568.3600<br>ha  | ha                 | Central, Mkushi                                  |
| 441 | 16646-HQ-LPL | Jungle Pride Mining Group Ltd (100%)            | PL   | Ag, Al, Au, Co,<br>COA, Cu, DIA, Fe,<br>Mn, Ni, Pt, U, Zn | Active       | Active | 12/18/2012 | 12/17/2014  | 26052.3300<br>ha | ha                 | Central,<br>Mumbwa                               |
| 442 | 16991-HQ-LPL | K.P.R Investments Limited (100%)                | PL   | Ag, Au, Co, Cu, Fe,<br>Mn, Mo, Ni, Pb, U,<br>Zn           | Active       | Active | 10/15/2012 | 10/14/2016  | 61320.8000<br>ha | ha                 | Copperbelt,<br>Masaiti,<br>Mpongwe               |
| 443 | 16993-HQ-LPL | K.P.R Investments Limited (100%)                | PL   | Ag, Au, Co, Cu, Fe,<br>Mn, Mo, Ni, Pb, U,<br>Zn           | Active       | Active | 2/22/2013  | 2/21/2017   | 77506.0344<br>ha | ha                 | Copperbelt,<br>Chingola,<br>Lufwanyama           |
| 444 | 17339-HQ-LPL | K.P.R Investments Limited (100%)                | PL   | Ag, Au, Co, Cu, Fe,<br>Mn, Mo, Ni, Pb, U,<br>Zn           | Active       | Active | 2/22/2013  | 2/21/2017   | 93181.0198<br>ha | ha                 | Copperbelt,<br>Kalulushi,<br>Lufwanyama          |
| 445 | 19015-HQ-LPL | Kabulashinshi Mine Limited (100%)               | PL   | Ag, Au, Co, Cu, Ni  | Active       | Active | 12/12/2013 | 12/11/2015  | 45432.1100<br>ha | ha                 | North Western,<br>Mufumbwe,<br>Solwezi           |
| 446 | 18073-HQ-LPL | Kadam' Manja Mining Company Limited (100%)      | PL   | Au, Co, Cu, Zn  | Active       | Active | 10/2/2013  | 10/1/2015   | 14180.6600<br>ha | ha                 | Central, Kapiri<br>Mposhi, Mkushi                |
| 447 | 15439-HQ-LPL | Kafue Copper Development Company Limited (100%) | PL   | Ag, Au, Co, Cu, Fe,<br>Mn                                 | Active       | Active | 8/8/2013   | 8/7/2015    | 1667.5000<br>ha  | ha                 | Central,<br>Mumbwa; North<br>Western,<br>Kasempa |

| No  | Code         | Parties   | Type | Commodities            | Status Group | Status | Grant Date | Expiry Date | Area          | Official Area Unit | Map Reference                           |
|-----|--------------|---|------|------------------------|--------------|--------|------------|-------------|---------------|--------------------|---|
| 448 | 17882-HQ-LPL | Kafue Copper Development Company Limited (100%)                           | PL   | Ag, Au, Co, Cu, Fe, Mn | Active       | Active | 8/8/2013   | 8/7/2015    | 20453.0600 ha | ha                 | Central, Mumbwa; North Western, Kasempa |
| 449 | 8295-HQ-LPL  | Kalambo Mining and Exploration Ltd (100%)                                 | PL   | Ag, Au, Cu             | Active       | Active | 4/2/2013   | 4/1/2015    | 12638.9400 ha | ha                 | Central, Mkushi                         |
| 450 | 16941-HQ-SPP | Kalumbe Enterprises Ltd (100%)  | PL   | Au, Co, Cu, Pb         | Active       | Active | 1/17/2014  | 1/16/2016   | 89.9901 ha    | ha                 | Copperbelt, Masaiti                     |
| 451 | 13753-HQ-LPL | Kalumbila Minerals Limited (100%)   | PL   | Ag, Au, Fe, PGM        | Active       | Active | 9/4/2009   | 9/3/2015    | 20469.3000 ha | ha                 |   |
| 452 | 13754-HQ-LPL | Kalumbila Minerals Limited (100%)   | PL   | Ag, Au, Fe, PGM, U     | Active       | Active | 9/4/2009   | 2/4/2016    | 15567.5900 ha | ha                 |   |
| 453 | 20159-HQ-LPL | Kalunkumya Chiefdom Community Resources Development Foundation Ltd (100%) | PL   | Co, Cu, DOL, LST, Mn   | Active       | Active | 6/3/2015   | 6/2/2017    | 25325.6689 ha | ha                 | Copperbelt, Mpongwe                     |
| 454 | 16953-HQ-LPL | Kambosha Mining Investements Ltd (100%)                                   | PL   | Au, Co, Cu, Ni         | Active       | Active | 9/27/2013  | 9/26/2015   | 98314.5400 ha | ha                 | North Western, Mwinilunga               |
| 455 | 19877-HQ-LPL | Kams Mining and Engineering Ltd (100%)                                    | PL   | Au, Cu, Mn, Sn         | Active       | Active | 9/26/2014  | 9/25/2016   | 84036.1549 ha | ha                 | Central, Serenje; Northern, Mpika       |
| 456 | 17897-HQ-LPL | Kanachi Contractors Limited (100%)  | PL   | Au, Co, Cu             | Active       | Active | 10/4/2013  | 10/3/2015   | 4016.7000 ha  | ha                 | North Western, Kasempa                  |
| 457 | 18688-HQ-LPL | Kanachi Contractors Limited (100%)  | PL   | Co, Cu                 | Active       | Active | 5/17/2013  | 5/16/2015   | 1760.4500 ha  | ha                 | Copperbelt, Chililabombwe               |
| 458 | 17019-HQ-LPL | Kansanshi Mining Plc (100%)   | PL   | Au, Co, Cu, Fe         | Active       | Active | 12/5/2012  | 12/4/2016   | 12480.6902 ha | ha                 | North Western, Solwezi                  |
| 459 | 17004-HQ-LPL | Kapembwa Simukulwa (100%)   | PL   | Au, Co, Cu, Fe, Sn     | Active       | Active | 1/28/2014  | 1/27/2016   | 9745.4500 ha  | ha                 | North Western, Mwinilunga, Solwezi      |

| No  | Code         | Parties                                  | Type | Commodities        | Status Group | Status | Grant Date | Expiry Date | Area                     | Official Area Unit | Map Reference  |
|-----|--------------|--|------|--------------------|--------------|--------|------------|-------------|--------------------------|--------------------|--|
| 460 | 18656-HQ-LPL | Kapembwa Simukulwa (100%)                | PL   | Cu, GRT, LST       | Active       | Active | 10/1/2013  | 9/30/2015   | 32408.1067 ha            | ha                 | Lusaka, Kafue, Lusaka; Southern, Mazabuka              |
| 461 | 18987-HQ-LPL | Kapetamendo Mineral Resources Ltd (100%) | PL   | LST                | Active       | Active | 11/26/2014 | 11/25/2016  | 23.3515 ha               | ha                 | Copperbelt, Masaiti, Ndola                             |
| 462 | 19875-HQ-LPL | Kasakalabwe Investment Zambia Ltd (100%) | PL   | Au, Cu, Fe, Mn     | Active       | Active | 9/11/2014  | 9/10/2016   | 50342.3766 ha            | ha                 | North Western, Kabompo                                 |
| 463 | 15427-HQ-LPL | Kasempa Copper Foundry Limited (100%)    | PL   | Au, Co, Cu         | Active       | Active | 3/24/2011  | 4/7/2015    | 1613.6800 ha             | ha                 | North Western, Kasempa                                 |
| 464 | 16506-HQ-LPL | Kasempa Copper Foundry Limited (100%)    | PL   | Au, Co, Cu, Fe     | Active       | Active | 4/20/2012  | 4/19/2016   | 174.7076 km <sup>2</sup> | km <sup>2</sup>    | Central, Kapiri Mposhi, Mumbwa; North Western, Kasempa |
| 465 | 16507-HQ-LPL | kasempa Copper Foundry Limited (100%)    | PL   | Au, Co, Cu, Fe     | Active       | Active | 4/5/2012   | 4/4/2016    | 139.1652 km <sup>2</sup> | km <sup>2</sup>    | North Western, Mwinilunga, Solwezi                     |
| 466 | 14817-HQ-LPL | Kasni Investments Ltd (100%)             | PL   | Au, Co, Cu, Fe     | Active       | Active | 9/17/2012  | 9/16/2014   | 46027.3200 ha            | ha                 | North Western, Kasempa, Mufumbwe                       |
| 467 | 19082-HQ-LPL | Katchiungo Trading Limited (100%)        | PL   | Ag, Au, Co, Cu, Fe | Active       | Active | 10/4/2013  | 10/3/2015   | 17224.7057 ha            | ha                 | North Western, Mufumbwe                                |
| 468 | 15657-HQ-LPL | Kate King investments Limited (100%)     | PL   | Au, Co, Cu, Fe     | Active       | Active | 11/30/2012 | 11/29/2014  | 46131.5900 ha            | ha                 | Eastern, Chadiza, Chipata                              |

| No  | Code         | Parties                                     | Type | Commodities                     | Status Group | Status | Grant Date | Expiry Date | Area          | Official Area Unit | Map Reference  |
|-----|--------------|---|------|---------------------------------|--------------|--------|------------|-------------|---------------|--------------------|--|
| 469 | 17505-HQ-LPL | Kavuluvulu Resources Limited (100%)         | PL   | DOL, GRT, LAT, LST, SIL         | Active       | Active | 5/21/2013  | 5/20/2015   | 7256.3100 ha  | ha                 | Eastern, Chama; Northern, Chinsali                   |
| 470 | 19121-HQ-LPL | Kedrick Siame (100%)                        | PL   | Ag, Au, Co, Cu, Fe, Mn          | Active       | Active | 1/6/2014   | 1/5/2016    | 6725.0885 ha  | ha                 | North Western, Solwezi                               |
| 471 | 16446-HQ-LPL | Kennedy Mayumbelo (100%)                    | PL   | Ag, Au, Co, Cu, Mn, Pb          | Active       | Active | 7/30/2012  | 7/29/2014   | 2492.8100 ha  | ha                 | Northern, Mpika                                      |
| 472 | 16447-HQ-LPL | Kennedy Mayumbelo (100%)                    | PL   | Au, Co, Cu, Mn                  | Active       | Active | 7/30/2012  | 7/29/2014   | 3965.8500 ha  | ha                 | Northern, Mpika                                      |
| 473 | 16448-HQ-LPL | Kennedy Mayumbelo (100%)                    | PL   | Ag, Au, Co, Cu, Fe, Mn, Pb      | Active       | Active | 7/30/2012  | 7/29/2014   | 7297.0300 ha  | ha                 | Northern, Chinsali                                   |
| 474 | 17842-HQ-LPL | Kilimangaro Resources Limited (100%)        | PL   | Au, Co, COA, Cu, Mn, REE        | Active       | Active | 7/15/2014  | 7/14/2016   | 46660.3600 ha | ha                 | Luapula, Mansa                                       |
| 475 | 19566-HQ-LPL | King Edward Mining Services Limited (0%)    | PL   | Au, Cu                          | Active       | Active | 3/24/2014  | 3/23/2016   | 11988.1234 ha | ha                 | Eastern, Petauke                                     |
| 476 | 19117-HQ-LPL | Kishi Mining and General Contractors (100%) | PL   | Ag, Au, Co, Cu, Fe, Zn          | Active       | Active | 11/13/2013 | 11/12/2015  | 402.2400 ha   | ha                 | Copperbelt, Mpongwe; North Western, Kasempa, Solwezi |
| 477 | 17398-HQ-LPL | Knievel Lombe (100%)                        | PL   | Au, Cu, Fe, Mn, Pb, PGM, Sn, Zn | Active       | Active | 11/28/2013 | 11/27/2015  | 9432.8500 ha  | ha                 | Luapula  |
| 478 | 16638-HQ-LPL | Kohlenstoff Resouces Developers (100%)      | PL   | Ag, Au, Co, Cu, Fe, Mn          | Active       | Active | 5/9/2013   | 5/8/2015    | 86732.1400 ha | ha                 | North Western, Kasempa, Mufumbwe                     |
| 479 | 19135-HQ-LPL | Konkola Copper Mines Plc (100%)             | PL   | Ag, Au, Co, Cu, Ni, Zn          | Active       | Active | 9/27/2013  | 9/26/2015   | 49559.5000 ha | ha                 | Central, Kapiri Mposhi; North Western, Kasempa       |

| No  | Code         | Parties  | Type | Commodities               | Status Group | Status | Grant Date | Expiry Date | Area                    | Official Area Unit | Map Reference  |
|-----|--------------|--|------|---------------------------|--------------|--------|------------|-------------|-------------------------|--------------------|--|
| 480 | 19168-HQ-LPL | Konkola Copper Mines Plc (100%)                  | PL   | Ag, Au, Co, Cu, Ni, Zn    | Active       | Active | 1/21/2014  | 1/20/2016   | 92410.3300 ha           | ha                 | Central, Chibombo, Mumbwa                            |
| 481 | 15713-HQ-LPL | Kouri Mining Ltd (100%)                          | PL   | REE                       | Active       | Active | 4/13/2012  | 4/12/2014   | 89200.7200 ha           | ha                 | Western, Shang'ombo                                  |
| 482 | 16489-HQ-LPL | Kouri Mining Ltd (100%)                          | PL   | REE                       | Active       | Active | 7/27/2012  | 7/26/2014   | 86981.1600 ha           | ha                 | Western, Shang'ombo                                  |
| 483 | 16490-HQ-LPL | Kouri Mining Ltd (100%)                          | PL   | REE                       | Active       | Active | 7/27/2012  | 7/26/2014   | 98233.7900 ha           | ha                 | Western, Shang'ombo                                  |
| 484 | 19156-HQ-LPL | Kroup Mining and Processing Limited (100%)       | PL   | Ag, Au, Cu, Fe, Zn        | Active       | Active | 10/2/2013  | 10/1/2015   | 51324.4900 ha           | ha                 | Copperbelt, Lufwanyama                               |
| 485 | 19203-HQ-LPL | Kroup Mining and Processing Limited (100%)       | PL   | Co, Cu                    | Active       | Active | 8/8/2014   | 8/7/2016    | 41.5824 km <sup>2</sup> | km <sup>2</sup>    | North Western, Mwinilunga                            |
| 486 | 19336-HQ-LPL | Kroup Mining and Processing Limited (100%)       | PL   | Co, Cu                    | Active       | Active | 3/11/2014  | 3/10/2016   | 7867.0700 ha            | ha                 | North Western, Mufumbwe                              |
| 487 | 19282-HQ-LPL | Kunyuuan Nonferrous Mining Zambia Limited (100%) | PL   | Ag, Au, Cu, Mn, Ni        | Active       | Active | 11/14/2013 | 11/13/2015  | 72702.2700 ha           | ha                 | Copperbelt, Lufwanyama, Mpongwe                      |
| 488 | 19283-HQ-LPL | Kunyuuan Nonferrous Mining Zambia Limited (100%) | PL   | Ag, Au, Co, Cu, Mn, Ni    | Active       | Active | 11/14/2013 | 11/13/2015  | 48894.6600 ha           | ha                 | Central, Kapiri Mposhi, Mpongwe; Copperbelt, Mpongwe |
| 489 | 19284-HQ-LPL | Kunyuuan Nonferrous Mining Zambia Limited (100%) | PL   | Ag, Au, Co, Cu, Mn, Ni, U | Active       | Active | 11/14/2013 | 11/13/2015  | 18730.3841 ha           | ha                 | Copperbelt, Mpongwe                                  |
| 490 | 19326-HQ-LPL | Kunyuuan Nonferrous Mining Zambia Limited (100%) | PL   | Ag, Au, Co, Cu, Mn, Ni, U | Active       | Active | 5/15/2014  | 5/14/2016   | 24885.8500 ha           | ha                 | Copperbelt, Lufwanyama, Mpongwe                      |

| No  | Code         | Parties   | Type | Commodities                                 | Status Group | Status | Grant Date | Expiry Date | Area                     | Official Area Unit | Map Reference  |
|-----|--------------|---|------|---|--------------|--------|------------|-------------|--------------------------|--------------------|--|
| 491 | 19327-HQ-LPL | Kunyuan Nonferrous Mining Zambia Limited (100%)     | PL   | Ag, Au, Co, Cu, Mn, Ni, U                   | Active       | Active | 5/15/2014  | 5/14/2016   | 144.0420 km <sup>2</sup> | km <sup>2</sup>    | Central, Kapiri Mposhi, Mpongwe; Copperbelt, Mpongwe; North Western, Solwezi |
| 492 | 13819-HQ-LPL | Kunyuan Nonferrous Mining Zambia Limited (80%)      | PL   | Ag, Au, Co, Cu, Mn, Ni, U                   | Active       | Active | 1/13/2010  | 1/12/2016   | 248.6790 km <sup>2</sup> | km <sup>2</sup>    |  |
| 493 | 19876-HQ-LPL | Les Tiliat Investments Ltd (100%)                   | PL   | Ag, Au, Cu, FLD, GRF, MIC, Mn, PYR, Sn, STN | Active       | Active | 9/1/2014   | 8/31/2016   | 90048.8704 ha            | ha                 | Northern, Mpika  |
| 494 | 12107-HQ-LPL | Londoloza Resources Corporation (100%)              | PL   | Au, Co, COA, Cu, Ni, Pb, Sn, U, Zn          | Active       | Active | 10/26/2012 | 10/25/2014  | 31093.3000 ha            | ha                 | Central, Kapiri Mposhi   |
| 495 | 16968-HQ-LPL | Lonestar Mining Limited (100%)                      | PL   | Au, Co, Cu, Zn                              | Active       | Active | 5/7/2013   | 5/6/2015    | 3754.7200 ha             | ha                 | North Western, Mufumbwe  |
| 496 | 13758-HQ-LPL | Long jiang Non-Ferrous Mining Zambia Limited (100%) | PL   | Au, Co, Cu, Fe, Mn, Ni, U                   | Active       | Active | 9/18/2009  | 9/17/2015   | 20499.0800 ha            | ha                 | North Western, Solwezi   |
| 497 | 19392-HQ-LPL | Lu Hang Stone Mining Company Limited (100%)         | PL   | DOL, LST                                    | Active       | Active | 3/3/2014   | 3/2/2016    | 26.3625 ha               | ha                 | Lusaka, Kafue  |
| 498 | 17646-HQ-LPL | Luanginga Mining Ltd (100%)                         | PL   | LST, STN                                    | Active       | Active | 9/5/2013   | 9/4/2015    | 39.9431 km <sup>2</sup>  | km <sup>2</sup>    | Lusaka, Kafue  |
| 499 | 16144-HQ-LPL | Luangwa Bicycles Limited (100%)                     | PL   | Au, Co, Cu, Fe, U                           | Active       | Active | 6/13/2012  | 6/12/2014   | 46246.4100 ha            | ha                 | Copperbelt, Lufwanyama, Mpongwe; North Western, Solwezi                      |
| 500 | 16162-HQ-LPL | Luangwa Bicycles Limited (100%)                     | PL   | Au, Co, Cu, Fe, U                           | Active       | Active | 6/13/2012  | 6/12/2014   | 50408.3800 ha            | ha                 | Central, Chibombo, Mumbwa  |

| No  | Code         | Parties  | Type | Commodities                                | Status Group | Status | Grant Date | Expiry Date | Area                     | Official Area Unit | Map Reference  |
|-----|--------------|--|------|--|--------------|--------|------------|-------------|--------------------------|--------------------|--|
| 501 | 14029-HQ-LPL | Lufilian Mining Limited (100%)                   | PL   |  | Active       | Active | 7/29/2010  | 7/28/2014   | 44129.3500 ha            | ha                 | Western, Kaoma, Lukulu                               |
| 502 | 8445-HQ-LPL  | Lukusashi Mining Limited (100%)                  | PL   | Au, Cu, Mo, Pb, Zn                         | Active       | Active | 4/24/2013  | 4/23/2015   | 24356.9900 ha            | ha                 | Eastern, Nyimba                                      |
| 503 | 19348-HQ-LPL | Luluusho Gold Mines Limited (100%)               | PL   | Au, Cu                                     | Active       | Active | 3/24/2014  | 3/23/2016   | 5120.4728 ha             | ha                 | Central, Mkushi; Eastern, Nyimba                     |
| 504 | 19487-HQ-LPL | Lunga Minerals and Exploration Limited (100%)    | PL   | Ag, Au, Co, Cu, Zn                         | Active       | Active | 4/8/2014   | 4/7/2016    | 151.8623 km <sup>2</sup> | km <sup>2</sup>    | Central, Kapiri Mposhi, Mpongwe; Copperbelt, Mpongwe |
| 505 | 19275-HQ-LPL | Lwambo Copper Mines Limited (100%)               | PL   | Au, Co, Cu, U                              | Active       | Active | 12/9/2013  | 12/8/2015   | 46956.4300 ha            | ha                 | North Western, Kabompo, Mufumbwe                     |
| 506 | 16948-HQ-LPL | Lwansobe Investments Limited (100%)              | PL   | Au, Co, Cu, Fe, Mn, Ni, U                  | Active       | Active | 7/31/2013  | 7/30/2015   | 32712.7700 ha            | ha                 | Copperbelt, Lufwanyama                               |
| 507 | 18915-HQ-LPL | Lyampamba Investments Limited (100%)             | PL   | Au, Cu, Fe, LST                            | Active       | Active | 3/21/2014  | 3/20/2016   | 62.2951 km <sup>2</sup>  | km <sup>2</sup>    | Lusaka, Kafue  |
| 508 | 18107-HQ-LPL | M.G.I Kruz Auto Link Ltd (100%)                  | PL   | Ag, Al, Au, Co, Cu, Fe, Mn, Pt, Sn, Ta, Zn | Active       | Active | 2/15/2013  | 2/14/2017   | 27676.0500 ha            | ha                 | Central, Chibombo                                    |
| 509 | 19590-HQ-LPL | M.G.I KRUIZ AUTO LINK LTD (100%)                 | PL   | Au, Cu, Fe, Mn, Pb, Zn                     | Active       | Active | 5/19/2014  | 5/18/2016   | 5244.0442 ha             | ha                 | Central, Chibombo                                    |
| 510 | 13820-HQ-LPL | Macedonia Resources Ltd (100%)                   | PL   | Au, Co, Cu, Fe, Ni, U                      | Active       | Active | 9/3/2009   | 9/2/2011    | 48156.4500 ha            | ha                 | Southern, Mazabuka, Siavonga                         |
| 511 | 20023-HQ-LPL | Magnum Resources Limited (100%)                  | PL   | Ag, Au, Co, Cu, LST                        | Active       | Active | 10/22/2014 | 10/21/2016  | 49617.6202 ha            | ha                 | North Western, Solwezi                               |
| 512 | 18841-HQ-LPL | Make Makwesa Farming and Construction Ltd (100%) | PL   | Au, Cu, Mn                                 | Active       | Active | 8/15/2014  | 8/14/2016   | 23.3400 km <sup>2</sup>  | km <sup>2</sup>    | Central, Mkushi                                      |



| No  | Code         | Parties                                  | Type | Commodities                     | Status Group | Status | Grant Date | Expiry Date | Area                     | Official Area Unit | Map Reference                   |
|-----|--------------|--|------|---------------------------------|--------------|--------|------------|-------------|--------------------------|--------------------|---------------------------------|
| 513 | 19618-HQ-LPL | Maliche Corporation Limited (100%)       | PL   | Au, Co, Cu, Ni                  | Active       | Active | 5/25/2014  | 5/24/2016   | 412.8574 ha              | ha                 | North Western, Kasempa          |
| 514 | 18685-HQ-LPL | Manto Mining Resources Zambia Ltd (100%) | PL   | Au, Cu, DOL, Ni, Pb, Zn         | Active       | Active | 5/24/2013  | 5/23/2017   | 50805.9000 ha            | ha                 | North Western, Solwezi          |
| 515 | 18664-HQ-LPL | Maravi Mines Ltd (100%)                  | PL   | Ag, Au, Co, Cu, Ni, Pt, U, Zn   | Active       | Active | 1/15/2014  | 1/14/2016   | 4035.0497 ha             | ha                 | North Western, Solwezi          |
| 516 | 16910-HQ-LPL | Mary Kabemba (100%)                      | PL   | Co, Cu, Zn                      | Active       | Active | 3/21/2013  | 3/20/2015   | 6206.6900 ha             | ha                 | Luapula, Nchelenge              |
| 517 | 17006-HQ-LPL | Mary Michosa (100%)                      | PL   | Au, Cu, Fe, Mn                  | Active       | Active | 2/25/2013  | 2/24/2015   | 42674.9700 ha            | ha                 | Luapula, Milenge, Samfya        |
| 518 | 20234-HQ-LPL | Matrix Mining Ltd (100%)                 | PL   | Ag, Au, Co, Cu, Fe, Mn, Zn      | Active       | Active | 5/7/2015   | 5/6/2017    | 146.8598 km <sup>2</sup> | km <sup>2</sup>    | Lusaka, Chongwe                 |
| 519 | 17820-HQ-LPL | Maybach Mining Services Ltd (100%)       | PL   | Au, Co, Cu                      | Active       | Active | 5/3/2013   | 5/2/2015    | 30570.9500 ha            | ha                 | Central, Mkushi                 |
| 520 | 19976-HQ-LPL | Maybach Mining Services Ltd (100%)       | PL   | Ag, Au, Co, Cu, LST, Mn, Pb, Zn | Active       | Active | 10/20/2014 | 10/19/2016  | 1597.6222 ha             | ha                 | Central, Mkushi                 |
| 521 | 18377-HQ-LPL | MBK Mining Limited (100%)                | PL   | Au, Co, Cu, Mn                  | Active       | Active | 1/21/2014  | 1/20/2016   | 12227.8100 ha            | ha                 | North Western, Kasempa          |
| 522 | 19024-HQ-LPL | MBK Mining Limited (100%)                | PL   | Au, Co, Cu, Fe                  | Active       | Active | 1/13/2014  | 1/12/2016   | 2755.5200 ha             | ha                 | North Western, Kabompo, Zambezi |
| 523 | 19037-HQ-LPL | MBK Mining Limited (100%)                | PL   | Au, Co, Cu, Fe                  | Active       | Active | 1/13/2014  | 1/12/2016   | 23.4300 ha               | ha                 | North Western, Mwinilunga       |

| No  | Code         | Parties                                       | Type | Commodities                               | Status Group | Status | Grant Date | Expiry Date | Area                     | Official Area Unit | Map Reference                                    |
|-----|--------------|---|------|---|--------------|--------|------------|-------------|--------------------------|--------------------|--|
| 524 | 17594-HQ-LPL | Metalco Industries Company Limited (100%)     | PL   | Ag, Au, Co, Cu, Fe, Mn                    | Active       | Active | 2/27/2013  | 2/26/2015   | 83449.5700 ha            | ha                 | North Western, Kabompo, Zambezi; Western, Lukulu |
| 525 | 18293-HQ-LPL | Metalco Industries Company Limited (100%)     | PL   | Ag, Au, Co, Cu, Fe, Mn                    | Active       | Active | 11/26/2013 | 11/25/2015  | 67929.6000 ha            | ha                 | North Western, Mwinilunga                        |
| 526 | 19262-HQ-LPL | Metex Mining Limited (100%)                   | PL   | Co, Cu, Fe, Mn                            | Active       | Active | 12/6/2013  | 12/5/2015   | 1106.2800 ha             | ha                 | Central, Kapiri Mposhi                           |
| 527 | 16211-HQ-LPL | Metmin Limited (100%)                         | PL   | Bi, Co, Cu, Mn, Mo, Ni, Pb, Sn, Ta, U, Zn | Active       | Active | 12/5/2012  | 12/4/2014   | 2854.4100 ha             | ha                 | Copperbelt, Lufwanyama                           |
| 528 | 17787-HQ-LPL | MGB Mining Limited (100%)                     | PL   | Co, Cu                                    | Active       | Active | 2/22/2013  | 2/21/2015   | 25708.7700 ha            | ha                 | North Western, Kabompo, Mufumbwe, Mwinilunga     |
| 529 | 19041-HQ-LPL | MGI Kruz Auto Link Ltd (100%)                 | PL   | Au, Cu, Fe, Mn, Sn                        | Active       | Active | 8/12/2014  | 8/11/2016   | 202.9837 km <sup>2</sup> | km <sup>2</sup>    | Central, Mumbwa; Lusaka, Kafue                   |
| 530 | 16630-HQ-LPL | Mid-Nuclear (Z) Mining Development Ltd (100%) | PL   | Co  | Active       | Active | 10/15/2012 | 10/14/2014  | 83443.5600 ha            | ha                 | Central, Chibombo                                |
| 531 | 14997-HQ-LPL | Mineral Ventures Zambia Ltd (100%)            | PL   | Au, Cu                                    | Active       | Active | 9/10/2013  | 9/9/2015    | 1312.6100 ha             | ha                 | Eastern, Lundazi                                 |
| 532 | 15809-HQ-LPL | Misheck Mutumbwe (100%)                       | PL   | Ag, Au, Co, Cu, Fe                        | Active       | Active | 4/27/2012  | 4/26/2014   | 281.0726 ha              | ha                 | North Western, Solwezi                           |
| 533 | 17316-HQ-LPL | MMG (Zambia) Exploration Limited (100%)       | PL   | Ag, Au, Cu, Fe, Ni, Pb, S, U, Zn          | Active       | Active | 6/26/2013  | 6/25/2017   | 10205.4800 ha            | ha                 | North Western, Kasempa                           |
| 534 | 20211-HQ-LPL | MMG (Zambia) Exploration Limited (100%)       | PL   | Ag, Au, Co, Cu, Fe, Ni, Pb, S, Zn         | Active       | Active | 3/31/2015  | 3/30/2017   | 371.7801 km <sup>2</sup> | km <sup>2</sup>    | North Western, Kasempa                           |

| No  | Code         | Parties   | Type | Commodities                            | Status Group | Status | Grant Date | Expiry Date | Area                     | Official Area Unit | Map Reference                           |
|-----|--------------|---|------|--|--------------|--------|------------|-------------|--------------------------|--------------------|---|
| 535 | 19921-HQ-LPL | MMRP Mining Company Limited (100%)                    | PL   | Au, Co, Cu, Mn                         | Active       | Active | 10/21/2014 | 10/20/2016  | 971.0787 km <sup>2</sup> | km <sup>2</sup>    | Luapula, Mansa, Mwense                  |
| 536 | 19950-HQ-LPL | MMRP Mining Company Limited (100%)                    | PL   | Au, Co, Cu, Mn                         | Active       | Active | 10/21/2014 | 10/20/2016  | 49356.0099 ha            | ha                 | Luapula, Mansa                          |
| 537 | 17666-HQ-LPL | Momboshi Gold Mine Limited (100%)                     | PL   | Au, Cu                                 | Active       | Active | 5/9/2013   | 5/8/2015    | 4515.2700 ha             | ha                 | Central, Chibombo, Kapiri Mposhi        |
| 538 | 18767-HQ-LPL | Momboshi Gold Mine Limited (100%)                     | PL   | Au, Cu                                 | Active       | Active | 5/9/2013   | 5/8/2015    | 3385.8973 ha             | ha                 | Central, Chibombo                       |
| 539 | 18569-HQ-LPL | MPK Mineral & Mining Ltd (100%)                       | PL   | Ag, Au, Co, Cu, Fe, Mn, Pb, U, Zn      | Active       | Active | 7/15/2014  | 7/14/2016   | 27971.2500 ha            | ha                 | North Western, Kabompo; Western, Lukulu |
| 540 | 19800-HQ-LPL | Muchinga Energy Resources Limited (100%)              | PL   | COA, U                                 | Active       | Active | 2/23/2015  | 2/22/2017   | 25111.7356 ha            | ha                 | Southern, Gwembe, Siavonga              |
| 541 | 16566-HQ-LPL | Muchinga Energy Resources Ltd (100%)                  | PL   | COA, U                                 | Active       | Active | 7/4/2012   | 8/13/2016   | 5.2612 km <sup>2</sup>   | km <sup>2</sup>    | Southern, Sinazongwe                    |
| 542 | 16775-HQ-LPL | Muchinga Energy Resources Ltd (100%)                  | PL   | COA, U                                 | Active       | Active | 9/26/2012  | 9/25/2016   | 8.3304 km <sup>2</sup>   | km <sup>2</sup>    | Southern, Sinazongwe                    |
| 543 | 17234-HQ-LPL | Mufumbwe Swiss Exploration Investments Limited (100%) | PL   | Ag, Co, Cu, Ni, Zn                     | Active       | Active | 5/23/2013  | 5/22/2015   | 9643.2400 ha             | ha                 | North Western, Mufumbwe                 |
| 544 | 19860-HQ-LPL | Mulamachi Investments Limited (100%)                  | PL   | Ag, Au, Co, Cu, Fe, Ni, Pb, PGM, U, Zn | Active       | Active | 8/21/2014  | 8/20/2016   | 3520.4455 ha             | ha                 | North Western, Kasempa                  |
| 545 | 16765-HQ-LPL | Mulenga Kanyanta (100%)                               | PL   | COA                                    | Active       | Active | 1/9/2014   | 1/8/2016    | 10654.2100 ha            | ha                 | Southern, Kalomo, Sinazongwe            |

| No  | Code           | Parties                               | Type | Commodities   | Status Group | Status | Grant Date | Expiry Date | Area                     | Official Area Unit | Map Reference   |
|-----|----------------|---------------------------------------|------|---|--------------|--------|------------|-------------|--------------------------|--------------------|---|
| 546 | 19201-HQ-LPL   | Mumena Resources Limited (100%)       | PL   | Co, Cu  | Active       | Active | 12/11/2013 | 12/10/2015  | 4361.2000 ha             | ha                 | North Western, Kasempa, Solwezi                           |
| 547 | 13292 - HQ-LPL | Musamu Resources Ltd (100%)           | PL   | Ag, Au, Co, Cu, Mn, Ni, PGM                               | Active       | Active | 7/1/2009   | 6/30/2016   | 473.0726 km <sup>2</sup> | km <sup>2</sup>    | Luapula, Mansa, Mwense                                    |
| 548 | 13293-HQ-LPL   | Musamu Resources Ltd (100%)           | PL   | Ag, Au, Co, Fe, Ni, Pb, PGM                               | Active       | Active | 7/1/2009   | 12/29/2015  | 154.5619 km <sup>2</sup> | km <sup>2</sup>    | Luapula, Mansa  |
| 549 | 16324-HQ-LPL   | Musempe Investments Ltd (100%)        | PL   | COA, Cu, Fe   | Active       | Active | 3/27/2013  | 3/26/2015   | 45060.6400 ha            | ha                 | Northern, Isoka   |
| 550 | 8694-HQ-LPL    | Musompa Diamond Mining Limited (100%) | PL   | DIA   | Active       | Active | 10/13/2010 | 10/12/2016  | 470.9502 km <sup>2</sup> | km <sup>2</sup>    | North Western, Chavuma, Kabompo, Zambezi; Western, Lukulu |
| 551 | 14537-HQ-LPL   | Musompa Diamond Mining Limited (100%) | PL   | Cu, DIA   | Active       | Active | 10/13/2010 | 10/12/2016  | 465.7568 km <sup>2</sup> | km <sup>2</sup>    | North Western, Kabompo, Zambezi                           |
| 552 | 14538-HQ-LPL   | Musompa Diamond Mining Limited (100%) | PL   | DIA   | Active       | Active | 10/13/2010 | 10/12/2016  | 466.9094 km <sup>2</sup> | km <sup>2</sup>    | North Western, Kabompo, Zambezi                           |
| 553 | 14539-HQ-LPL   | Musompa Diamond Mining Limited (100%) | PL   | Ag, Au, Co, COA, Cu, DIA, Fe, LST, Ni, Pb, SUL, Ta, U, Zn | Active       | Active | 10/13/2010 | 10/12/2016  | 468.5890 km <sup>2</sup> | km <sup>2</sup>    | North Western, Zambezi                                    |
| 554 | 14540-HQ-LPL   | Musompa Diamond Mining Limited (100%) | PL   | Ag, Au, Co, COA, Cu, DIA, Fe, LST, Ni, Pb, SUL, Ta, U, Zn | Active       | Active | 10/13/2010 | 10/12/2016  | 479.0889 km <sup>2</sup> | km <sup>2</sup>    | North Western, Zambezi                                    |

| No  | Code         | Parties   | Type | Commodities                       | Status Group | Status | Grant Date | Expiry Date | Area                     | Official Area Unit | Map Reference  |
|-----|--------------|---|------|-----------------------------------|--------------|--------|------------|-------------|--------------------------|--------------------|--|
| 555 | 14493-HQ-LPL | MUTAMBE ROYAL ESTABLISHMENT (100%)                      | PL   | Au, Co, Cu, Fe, Mn, Pb, Sn, U, Zn | Active       | Active | 11/3/2012  | 11/2/2014   | 97478.9700 ha            | ha                 | Northern, Chinsali, Mpika                            |
| 556 | 16284-HQ-LPL | Mutumbi Real EGovernments Limited (100%)                | PL   | Co, COA, Cu, Ni, U                | Active       | Active | 4/4/2012   | 4/3/2016    | 2712.0754 ha             | ha                 | Southern, Sinazongwe                                 |
| 557 | 20060-HQ-LPL | Mwanangwa Resources Limited (100%)                      | PL   | Co, Cu                            | Active       | Active | 11/5/2014  | 11/4/2016   | 239.9487 km <sup>2</sup> | km <sup>2</sup>    | North Western, Solwezi                               |
| 558 | 13510-HQ-LPL | Mwelo Mines Limited (100%)                              | PL   | Au, Co, Cu, Mn                    | Active       | Active | 4/1/2011   | 3/31/2015   | 451.8072 km <sup>2</sup> | km <sup>2</sup>    | Central, Kapiri Mposhi                               |
| 559 | 18902-HQ-LPL | Mwilwa Investements and Minerals Zambia Limited. (100%) | PL   | Ag, Au, Co, Cu, GRF, Mn, Ni, U    | Active       | Active | 6/5/2014   | 6/4/2016    | 122.4158 km <sup>2</sup> | km <sup>2</sup>    | Central, Kapiri Mposhi, Mpongwe; Copperbelt, Mpongwe |
| 560 | 16121-HQ-LPL | Mwombezhi Resources Limited (100%)                      | PL   | Ag, Au, Co, Cu, Fe, Mn, Ni        | Active       | Active | 7/21/2011  | 7/20/2017   | 57467.2278 ha            | ha                 | North Western, Solwezi                               |
| 561 | 16158-HQ-LPL | Natwange Mining Limited (100%)                          | PL   | Cu                                | Active       | Active | 7/13/2012  | 7/12/2016   | 248.9615 km <sup>2</sup> | km <sup>2</sup>    | North Western, Kabompo, Mwinilunga                   |
| 562 | 14313-HQ-LPL | Nestar Mining & Exploration Limited (100%)              | PL   | Cu                                | Active       | Active | 8/6/2010   | 8/5/2012    | 33154.1500 ha            | ha                 | Copperbelt, Lufwanyama, Mpongwe                      |
| 563 | 19961-HQ-LPL | Nizam Crushers Limited (100%)                           | PL   | Co, Cu, GRT, LST                  | Active       | Active | 10/22/2014 | 10/21/2016  | 4.8030 km <sup>2</sup>   | km <sup>2</sup>    | North Western, Solwezi                               |
| 564 | 20034-HQ-LPL | Nkem Mining and Oil Refinery Co Ltd (100%)              | PL   | Au, Co, Cu, U                     | Active       | Active | 1/7/2015   | 1/6/2017    | 42454.3525 ha            | ha                 | North Western, Kasempa, Solwezi                      |
| 565 | 18191-HQ-LPL | Noah Sambo (100%)                                       | PL   | Ag, Au, Co, Cu, Fe, Zn            | Active       | Active | 2/24/2014  | 2/23/2016   | 3335.0000 ha             | ha                 | Copperbelt, Chingola, Mufulira                       |

| No  | Code         | Parties                                       | Type | Commodities            | Status Group | Status | Grant Date | Expiry Date | Area                     | Official Area Unit | Map Reference                              |
|-----|--------------|---|------|------------------------|--------------|--------|------------|-------------|--------------------------|--------------------|--|
| 566 | 18961-HQ-LPL | Noble Drilling and Exploration Ltd (100%)     | PL   | Ag, Au, Cu, Fe, Mn     | Active       | Active | 8/29/2013  | 8/28/2015   | 13622.1000 ha            | ha                 | Luapula, Milenge, Samfya                   |
| 567 | 17804-HQ-LPL | Nomad Minerals Ltd (100%)                     | PL   | Au, Co, Cu             | Active       | Active | 5/3/2013   | 5/2/2015    | 3359.6500 ha             | ha                 | North Western, Kasempa, Mufumbwe, Solwezi  |
| 568 | 17879-HQ-LPL | Nomad Minerals Ltd (100%)                     | PL   | Au, Co, Cu             | Active       | Active | 5/3/2013   | 5/2/2015    | 2515.6900 ha             | ha                 | Northern, Mpika                            |
| 569 | 14649-HQ-LPL | Ofia Investments Limited (100%)               | PL   | Ag, Au, Cu, Fe         | Active       | Active | 9/27/2012  | 9/26/2014   | 13674.7200 ha            | ha                 | Central, Mumbwa                            |
| 570 | 19897-HQ-LPL | Omax Mineral and Metals Zambia (100%)         | PL   | Cu, Fe, Mn             | Active       | Active | 11/10/2014 | 11/9/2016   | 2311.4863 ha             | ha                 | Luapula, Samfya                            |
| 571 | 19898-HQ-LPL | Omax Mineral and Metals Zambia (100%)         | PL   | Cu, DOL, Fe, Mn, Zn    | Active       | Active | 11/10/2014 | 11/9/2016   | 98622.7406 ha            | ha                 | Central, Serenje                           |
| 572 | 19914-HQ-LPL | Omax Mineral and Metals Zambia (100%)         | PL   | Cu, DOL, Fe, Mn, Zn    | Active       | Active | 11/10/2014 | 11/9/2016   | 62.2680 km <sup>2</sup>  | km <sup>2</sup>    | Central, Serenje; Eastern, Nyimba          |
| 573 | 19942-HQ-LPL | Omax Mineral and Metals Zambia (100%)         | PL   | Cu, DOL, Fe, Mn, Zn    | Active       | Active | 11/10/2014 | 11/9/2016   | 160.3889 km <sup>2</sup> | km <sup>2</sup>    | Luapula, Luwingu, Mansa; Northern, Luwingu |
| 574 | 19957-HQ-LPL | Omax Mineral and Metals Zambia (100%)         | PL   | Cu, DOL, Fe, Mn, Zn    | Active       | Active | 11/10/2014 | 11/9/2016   | 44646.4839 ha            | ha                 | Central, Mkushi                            |
| 575 | 19522-HQ-LPL | P & C Prach Investment Zambia Limited (100%)  | PL   | Co, Cu, Sn, Ta         | Active       | Active | 6/23/2014  | 6/22/2016   | 22.7463 km <sup>2</sup>  | km <sup>2</sup>    | Southern, Choma                            |
| 576 | 19425-HQ-LPL | P & C PRACH INVESTMENTS ZAMBIA LIMITED (100%) | PL   | Cu, Mn                 | Active       | Active | 5/9/2014   | 5/8/2016    | 17698.5800 ha            | ha                 | Luapula, Mansa                             |
| 577 | 19426-HQ-LPL | P & C PRACH INVESTMENTS ZAMBIA LIMITED (100%) | PL   | Ag, Au, Co, Cu, Fe, Ni | Active       | Active | 5/4/2015   | 5/3/2017    | 164.8428 km <sup>2</sup> | km <sup>2</sup>    | North Western, Mufumbwe                    |

| No  | Code         | Parties                                       | Type | Commodities                     | Status Group | Status | Grant Date | Expiry Date | Area                     | Official Area Unit | Map Reference                           |
|-----|--------------|---|------|---------------------------------|--------------|--------|------------|-------------|--------------------------|--------------------|---|
| 578 | 19430-HQ-LPL | P & C PRACH INVESTMENTS ZAMBIA LIMITED (100%) | PL   | Au, Co, Cu                      | Active       | Active | 4/29/2014  | 4/28/2016   | 6057.1100 ha             | ha                 | Central, Mumbwa; North Western, Kasempa |
| 579 | 19431-HQ-LPL | P & C PRACH INVESTMENTS ZAMBIA LIMITED (100%) | PL   | Au, Cu, LST                     | Active       | Active | 5/9/2014   | 5/8/2016    | 17990.3100 ha            | ha                 | Southern, Mazabuka                      |
| 580 | 19432-HQ-LPL | P & C PRACH INVESTMENTS ZAMBIA LIMITED (100%) | PL   | Au, Co, Cu                      | Active       | Active | 4/29/2014  | 4/28/2016   | 343.5274 km <sup>2</sup> | km <sup>2</sup>    | Central, Chibombo, Mumbwa               |
| 581 | 17869-HQ-LPL | P Hassan Zambia Limited (100%)                | PL   | Ag, Au, Co, Cu, Pb, Zn          | Active       | Active | 8/14/2013  | 8/13/2015   | 30506.4100 ha            | ha                 | Lusaka, Chongwe                         |
| 582 | 19320-HQ-LPL | PAN-Africa Non-Ferrous Mining (100%)          | PL   | Ag, Au, Co, Cu, Fe, Mn, U       | Active       | Active | 5/27/2014  | 5/26/2016   | 3502.0000 ha             | ha                 | North Western, Mwinilunga               |
| 583 | 17219-HQ-LPL | Panayum Minerals Ltd (100%)                   | PL   | Au, Cu, Fe                      | Active       | Active | 10/2/2013  | 10/1/2015   | 9810.7600 ha             | ha                 | Southern, Kalomo, Sinazongwe            |
| 584 | 19310-HQ-LPL | Pangeni Mineral Resources Limited (100%)      | PL   | Au, Co, Cu, Pb, Zn              | Active       | Active | 6/18/2014  | 6/17/2016   | 57568.2400 ha            | ha                 | North Western, Kabompo                  |
| 585 | 19514-HQ-LPL | Patand National Wide (Z) Ltd (0%)             | PL   | Au, Co, Cu                      | Active       | Active | 5/9/2014   | 5/8/2016    | 4970.8964 ha             | ha                 | Copperbelt, Lufwanyama                  |
| 586 | 19517-HQ-LPL | Patand National Wide (Z) Ltd (0%)             | PL   | Be3Al2(SiO3)6, Co, COA, Cu, LST | Active       | Active | 3/19/2015  | 3/18/2017   |                          | ha                 | Southern, Mazabuka, Monze               |
| 587 | 19518-HQ-LPL | Patand National Wide (Z) Ltd (100%)           | PL   | COA                             | Active       | Active | 5/4/2015   | 5/3/2017    | 10397.5925 ha            | ha                 | Southern, Gwembe                        |
| 588 | 19521-HQ-LPL | Patand National Wide (Z) Ltd (100%)           | PL   | Au, Co, Cu, Fe, LST, Mn         | Active       | Active | 5/9/2014   | 5/8/2016    | 26239.7819 ha            | ha                 | Southern, Mazabuka                      |
| 589 | 16257-HQ-LPL | Pelwa General Dealers Limited (100%)          | PL   | Co, Cu, Fe, Mn                  | Active       | Active | 3/14/2013  | 3/13/2015   | 914.4500 ha              | ha                 | Luapula, Northern, Kaputa               |

| No  | Code         | Parties  | Type | Commodities  | Status Group | Status | Grant Date | Expiry Date | Area                     | Official Area Unit | Map Reference   |
|-----|--------------|--|------|--|--------------|--------|------------|-------------|--------------------------|--------------------|---|
| 590 | 13708-HQ-LPL | Penetrative Exploration and Mining Ltd (100%)      | PL   | Au, Co, COA, Cu, LST, Mn, U                        | Active       | Active | 1/5/2010   | 1/4/2014    | 30679.9600 ha            | ha                 | Southern, Choma, Gwembe, Monze                              |
| 591 | 18804-HQ-LPL | Penetrative Exploration and Mining Ltd (100%)      | PL   | Ag, Au, Co, Cu, LST, Pb                            | Active       | Active | 10/1/2013  | 9/30/2015   | 10149.4722 ha            | ha                 | Copperbelt, Masaiti, Ndola                                  |
| 592 | 17424-HQ-LPL | Peter Kasapatu (100%)                              | PL   | Au, Co, Cu, Mn, Zn                                 | Active       | Active | 3/6/2014   | 3/5/2016    | 11033.0800 ha            | ha                 | Copperbelt, Chililabombwe, Chingola; North Western, Solwezi |
| 593 | 19340-HQ-LPL | Pioneer Cement Limited (100%)                      | PL   | Ag, Au, Co, Cu, DOL, Fe, LST, Ni, Pb, Pt, S, U, Zn | Active       | Active | 9/16/2014  | 9/15/2016   | 67025.3700 ha            | ha                 | Central, Chibombo, Mumbwa; Lusaka, Kafue                    |
| 594 | 18487-HQ-LPL | PLR Projects Zambia Ltd (100%)                     | PL   | Co, Cu, Fe, Mn                                     | Active       | Active | 7/17/2013  | 7/16/2015   | 1345.8200 ha             | ha                 | Luapula, Mansa  |
| 595 | 19918-HQ-LPL | Powlar Industrial & Mining Dynamics Limited (100%) | PL   | Au, Co, Cu, Fe                                     | Active       | Active | 5/21/2015  | 5/20/2017   | 286.6030 km <sup>2</sup> | km <sup>2</sup>    | North Western, Mwinilunga, Solwezi                          |
| 596 | 19761-HQ-LPL | PQ&C Investments Limited (100%)                    | PL   | GRT, LST   | Active       | Active | 8/18/2014  | 8/17/2016   | 629.6117 ha              | ha                 | Southern, Choma   |
| 597 | 18928-HQ-LPL | Prarv Resources Zambia Limited (100%)              | PL   | Au, Ca, Co, Cu                                     | Active       | Active | 9/26/2013  | 9/25/2015   | 44848.1846 ha            | ha                 | Lusaka, Chongwe, Kafue; Southern, Mazabuka, Siavonga        |
| 598 | 18985-HQ-LPL | Prarv Resources Zambia Limited (100%)              | PL   | Au, Co, Cu   | Active       | Active | 9/1/2014   | 8/31/2016   | 599.8116 km <sup>2</sup> | km <sup>2</sup>    | North Western, Kasempa, Solwezi                             |



| No  | Code         | Parties                                    | Type | Commodities                     | Status Group | Status | Grant Date | Expiry Date | Area                     | Official Area Unit | Map Reference                    |
|-----|--------------|--|------|---------------------------------|--------------|--------|------------|-------------|--------------------------|--------------------|----------------------------------|
| 599 | 19902-HQ-LPL | Prarv Resources Zambia Limited (100%)      | PL   | Au, Cu, Mn                      | Active       | Active | 6/8/2015   | 6/7/2017    | 461.6983 km <sup>2</sup> | km <sup>2</sup>    | Northern, Mbala, Mungwi          |
| 600 | 19065-HQ-LPL | Premuzarose Enterprises (100%)             | PL   | Au, Co, Cu, Mn, PGM, U          | Active       | Active | 1/24/2014  | 1/23/2016   | 43786.6300 ha            | ha                 | Eastern, Chama                   |
| 601 | 19280-HQ-LPL | Premuzarose Enterprises (100%)             | PL   | Ag, Au, Cu, Fe, Mn, Ni          | Active       | Active | 1/18/2014  | 1/17/2016   | 17273.2200 ha            | ha                 | Luapula, Milenge                 |
| 602 | 18766-HQ-LPL | Professional Touch Investments Ltd (100%)  | PL   | Au, Cu                          | Active       | Active | 5/9/2013   | 5/8/2015    | 5118.6800 ha             | ha                 | Central, Chibombo                |
| 603 | 18731-HQ-LPL | Proservice Mining Company Ltd (100%)       | PL   | Au                              | Active       | Active | 9/18/2013  | 9/17/2015   | 10120.3200 ha            | ha                 | Eastern, Lundazi                 |
| 604 | 12130-HQ-LPL | Providence Resources Zambia Limited (100%) | PL   | Ag, Au, Co, Cu, Fe, GEM, LST, U | Active       | Active | 3/21/2011  | 3/20/2017   | 41.1905 km <sup>2</sup>  | km <sup>2</sup>    | North Western, Mwinilunga        |
| 605 | 18880-HQ-LPL | Providence Resources Zambia Limited (100%) | PL   | Ag, Au, Co, Cu, Fe, Mn, REE     | Active       | Active | 7/30/2013  | 7/29/2015   | 1871.9600 ha             | ha                 | North Western, Solwezi           |
| 606 | 18881-HQ-LPL | Providence Resources Zambia Limited (100%) | PL   | Ag, Au, Co, Cu, Fe, Mn, REE, U  | Active       | Active | 7/30/2013  | 7/29/2015   | 21167.0400 ha            | ha                 | Central, Chibombo                |
| 607 | 19192-HQ-LPL | Quistin Chalwe (100%)                      | PL   | Ag, Co, Cu, Fe, Sn              | Active       | Active | 6/6/2014   | 6/5/2016    | 1497.8800 ha             | ha                 | North Western, Mufumbwe          |
| 608 | 16888-HQ-LPL | Rabby Kamaukwamba (100%)                   | PL   | Ag, Au, Co, Cu, Fe, Pb, Zn      | Active       | Active | 4/22/2013  | 4/21/2017   | 39986.3984 ha            | ha                 | North Western, Kabompo, Mufumbwe |
| 609 | 18982-HQ-LPL | Rabby M Kamukwamba (100%)                  | PL   | Ag, Au, Co, Cu, Fe, REE, U      | Active       | Active | 7/30/2013  | 7/29/2015   | 4993.9600 ha             | ha                 | North Western, Solwezi           |
| 610 | 19039-HQ-LPL | Rabby M Kamukwamba (100%)                  | PL   | Ag, Au, Co, Cu, Fe, Ni, U       | Active       | Active | 9/10/2013  | 9/9/2015    | 11128.0200 ha            | ha                 |                                  |
| 611 | 19567-HQ-LPL | Rabya Mining & Construction (0%)           | PL   | Cu, LST                         | Active       | Active | 4/8/2014   | 4/7/2016    | 4017.1137 ha             | ha                 | North Western, Solwezi           |

| No  | Code         | Parties                                     | Type | Commodities                           | Status Group | Status | Grant Date | Expiry Date | Area                    | Official Area Unit | Map Reference                    |
|-----|--------------|---|------|---------------------------------------|--------------|--------|------------|-------------|-------------------------|--------------------|----------------------------------|
| 612 | 19654-HQ-LPL | Rajnish Sharma (100%)                       | PL   | LST                                   | Active       | Active | 7/17/2014  | 7/16/2016   | 47.2829 km <sup>2</sup> | km <sup>2</sup>    | Central, Chibombo                |
| 613 | 19445-HQ-LPL | Rajnish Sharma (100%)                       | PL   | Au                                    | Active       | Active | 3/5/2014   | 3/4/2016    | 962.9621 ha             | ha                 | North Western, Solwezi           |
| 614 | 19446-HQ-LPL | Rajnish Sharma (100%)                       | PL   | Au                                    | Active       | Active | 3/5/2014   | 3/4/2016    | 962.9528 ha             | ha                 | North Western, Solwezi           |
| 615 | 19889-HQ-LPL | Rajnish Sharma (100%)                       | PL   | LST                                   | Active       | Active | 9/16/2014  | 9/15/2016   | 553.9016 ha             | ha                 | Lusaka, Chongwe                  |
| 616 | 20015-HQ-LPL | Rajnish Sharma (100%)                       | PL   | COA                                   | Active       | Active | 10/21/2014 | 10/20/2016  | 1033.0268 ha            | ha                 | Southern, Gwembe                 |
| 617 | 16863-HQ-LPL | Reddy Resources Zambia Ltd (100%)           | PL   | Cu                                    | Active       | Active | 2/13/2013  | 2/12/2015   | 60288.8600 ha           | ha                 | Western, Mongu, Senanga          |
| 618 | 19075-HQ-LPL | Reddy Resources Zambia Ltd (100%)           | PL   | Ag, Au, Co, Cu                        | Active       | Active | 9/6/2013   | 9/5/2015    | 5022.5800 ha            | ha                 | North Western, Solwezi           |
| 619 | 20065-HQ-LPL | Reddy Resources Zambia Ltd (100%)           | PL   | Cu                                    | Active       | Active | 7/24/2015  | 7/23/2017   | 15.9749 km <sup>2</sup> | km <sup>2</sup>    | North Western, Mufumbwe          |
| 620 | 17955-HQ-LPL | Rio Tinto Exploration Zambia Limited (100%) | PL   | Au, Co, Cu, Fe, Mo, Ni, PGM, U        | Active       | Active | 1/28/2013  | 1/27/2017   | 25091.5456 ha           | ha                 | Copperbelt, Lufwanyama           |
| 621 | 20066-HQ-LPL | Rio Tinto Exploration Zambia Limited (100%) | PL   | Ag, Au, Co, Cu, Fe, Mn, Ni, Pb, U, Zn | Active       | Active | 12/17/2014 | 12/16/2016  | 31.1360 km <sup>2</sup> | km <sup>2</sup>    | North Western, Kabompo           |
| 622 | 16460-HQ-LPL | Rio Tinto Exploration Zambia Ltd (100%)     | PL   | Ag, Au, Co, Cu, Fe, Mn, Ni, Pb, U, Zn | Active       | Active | 10/19/2012 | 10/18/2016  | 22719.9329 ha           | ha                 | Copperbelt, Lufwanyama           |
| 623 | 20193-HQ-LPL | Rio Tinto Exploration Zambia Ltd (100%)     | PL   | Ag, Au, Co, Cu, Fe, Mn, Ni, Pb, U, Zn | Active       | Active | 5/8/2015   | 5/7/2017    | 98049.6930 ha           | ha                 | North Western, Kabompo, Mufumbwe |
| 624 | 19491-HQ-SPP | Roads Development Agency (100%)             | PL   | GRT                                   | Active       | Active | 7/10/2014  | 7/9/2016    | 0.1327 km <sup>2</sup>  | km <sup>2</sup>    | Eastern, Chadiza                 |

| No  | Code         | Parties                                       | Type | Commodities               | Status Group | Status | Grant Date | Expiry Date | Area          | Official Area Unit | Map Reference                              |
|-----|--------------|---|------|---------------------------|--------------|--------|------------|-------------|---------------|--------------------|--|
| 625 | 19719-HQ-LPL | Rockstone Industry Company (100%)             | PL   | LST, MBL, STN, TLC        | Active       | Active | 1/16/2015  | 1/15/2017   | 39.5802 ha    | ha                 | Lusaka, Kafue                              |
| 626 | 16356-HQ-LPL | Rose Garden Mining development Limited (100%) | PL   | Au, Co, Cu, Fe, Pb, U     | Active       | Active | 11/14/2012 | 9/13/2016   | 6131.9756 ha  | ha                 | Lusaka, Chongwe                            |
| 627 | 12165-HQ-LPL | Roster Nachilima (100%)                       | PL   | Cu                        | Active       | Active | 3/30/2013  | 3/29/2015   | 28248.2500 ha | ha                 | Eastern, Chama                             |
| 628 | 19389-HQ-LPL | Sable Transport Limited (100%)                | PL   | Au, Cu, Fe, Mn            | Active       | Active | 3/25/2014  | 3/24/2016   | 46737.2929 ha | ha                 | Central, Chibombo, Kabwe                   |
| 629 | 19147-HQ-LPL | Sack Mining Limited (100%)                    | PL   | Ag, Au, Cu, Fe, Ta        | Active       | Active | 1/10/2014  | 1/9/2016    | 50933.1900 ha | ha                 | Central, Serenje; Eastern, Nyimba, Petauke |
| 630 | 19414-HQ-LPL | Sacko Mining Limited (100%)                   | PL   | Ag, Au, Co, Cu            | Active       | Active | 2/26/2014  | 2/25/2016   | 82.5625 ha    | ha                 | Central, Mumbwa                            |
| 631 | 19459-HQ-LPL | Sacko Mining Limited (100%)                   | PL   | Au, Co, Cu, Fe, Pb, Zn    | Active       | Active | 7/4/2014   | 7/3/2016    | 7370.9300 ha  | ha                 | Central, Mumbwa; Southern, Itezhi Tezhi    |
| 632 | 19485-HQ-LPL | Samfuel Limited (100%)                        | PL   | Au, Cu, Mn, Ni, Pb, U, Zn | Active       | Active | 12/22/2014 | 12/21/2016  | 5099.1096 ha  | ha                 | Central, Mkushi                            |
| 633 | 18796-HQ-LPL | Samstone Crushing Limited (100%)              | PL   | Au, Cu, Fe, LST, Pb, Zn   | Active       | Active | 3/21/2014  | 3/20/2016   | 2911.4438 ha  | ha                 | Copperbelt, Masaiti, Ndola                 |
| 634 | 19484-HQ-LPL | Samstone crushing limited (100%)              | PL   | Au, Co, Cu, Fe, Mn, Pb, U | Active       | Active | 9/30/2014  | 9/29/2016   | 46141.2200 ha | ha                 | Central, Mkushi, Serenje; Eastern, Nyimba  |
| 635 | 12411-HQ-LPL | Samtrade Limited (100%)                       | PL   | Cu                        | Active       | Active | 10/19/2009 | 10/18/2015  | 49493.3200 ha | ha                 | North Western, Mufumbwe                    |
| 636 | 15690-HQ-LPL | Samtrade Limited (100%)                       | PL   | Co, Cu, LST, Pb, U, Zn    | Active       | Active | 4/15/2011  | 4/14/2015   | 856.5800 ha   | ha                 | Copperbelt, Masaiti, Ndola                 |

| No  | Code         | Parties                                  | Type | Commodities   | Status Group | Status | Grant Date | Expiry Date | Area                     | Official Area Unit | Map Reference                                |
|-----|--------------|--|------|---|--------------|--------|------------|-------------|--------------------------|--------------------|--|
| 637 | 15757-HQ-LPL | Samtrade Limited (100%)                  | PL   | Co, Cu, LST, Mn, Pb, U, Zn                          | Active       | Active | 7/12/2011  | 7/11/2015   | 723.4400 ha              | ha                 | Copperbelt, Masaiti, Ndola                   |
| 638 | 17228-HQ-LPL | Sanga Minerals Ltd (100%)                | PL   | Ag, Au, Co, Cu, Fe, GRF, Mn, Ni, Th, U              | Active       | Active | 1/25/2013  | 1/24/2015   | 96830.6500 ha            | ha                 | Northern, Chilubi, Luwingu                   |
| 639 | 18699-HQ-LPL | Sanga Minerals Ltd (100%)                | PL   | Ag, Au, Co, Cu, Fe, Ni, REE, U, Zn                  | Active       | Active | 8/28/2013  | 8/27/2015   | 5613.3300 ha             | ha                 | Central, Mumbwa                              |
| 640 | 18803-HQ-LPL | Sanga Minerals Ltd (100%)                | PL   | Ag, Au, Co, Cu, Fe, Ni, REE, U, Zn                  | Active       | Active | 10/4/2013  | 10/3/2015   | 54954.1600 ha            | ha                 | Central, Mumbwa                              |
| 641 | 18270-HQ-LPL | Sanga Mumbwa Limited (100%)              | PL   | Au, Co, Cu, Fe, Mn, REE, Zn                         | Active       | Active | 6/10/2013  | 6/9/2017    | 7252.3870 ha             | ha                 | Central, Mumbwa                              |
| 642 | 17662-HQ-LPL | SEAM Investments Limited (100%)          | PL   | Ag, Co, Cu, Fe, GRF                                 | Active       | Active | 2/28/2013  | 2/27/2015   | 9979.8400 ha             | ha                 | Eastern, Chama; Northern, Isoka              |
| 643 | 16777-HQ-LPL | Seam Investments Ltd (100%)              | PL   | Ag, Au, Co, Cu                                      | Active       | Active | 3/25/2013  | 3/24/2015   | 1534.9400 ha             | ha                 | Copperbelt, Mpongwe                          |
| 644 | 18975-HQ-LPL | Secure Mines and Minerals Limited (100%) | PL   | Ag, Au, Cr, Cu, Mn, QTZ, Se, V                      | Active       | Active | 8/26/2013  | 8/25/2015   | 2152.8400 ha             | ha                 | Copperbelt, Mpongwe                          |
| 645 | 8194-HQ-LPL  | Sedgwick Resources Limited (100%)        | PL   | Ag, ASB, Au, BIT, Cu, Fe, Ni, Pb, REE, U, Zn        | Active       | Active | 8/30/2004  | 6/30/2014   | 83106.8700 ha            | ha                 | Copperbelt, Chingola; North Western, Solwezi |
| 646 | 8198-HQ-LPL  | Sedgwick Resources Limited (100%)        | PL   | Ag, As, Au, Bi, Co, Cu, Ni, Pb, PGM, REE, Sb, U, Zn | Active       | Active | 9/3/2004   | 6/30/2016   | 46597.5500 ha            | ha                 | Central, Chibombo, Mumbwa                    |
| 647 | 8199-HQ-LPL  | Sedgwick Resources Limited (100%)        | PL   | Ag, ASB, Au, Bi, Co, Cu, Fe, Ni, Pb, REE, U, Zn     | Active       | Active | 9/3/2004   | 9/2/2010    | 377.3471 km <sup>2</sup> | km <sup>2</sup>    | Central, Mumbwa; Southern, Itezhi Tezhi      |

| No  | Code         | Parties                               | Type | Commodities   | Status Group | Status | Grant Date | Expiry Date | Area                     | Official Area Unit | Map Reference                                  |
|-----|--------------|---------------------------------------|------|---|--------------|--------|------------|-------------|--------------------------|--------------------|--|
| 648 | 13404-HQ-LPL | Sedgwick Resources Limited (100%)     | PL   | Ag, Au, Co, Cu, Fe, Ni, Pb, REE, U, Zn                | Active       | Active | 9/13/2012  | 9/12/2016   | 94299.3100 ha            | ha                 | Copperbelt, Lufwanyama; North Western, Solwezi |
| 649 | 13405-HQ-LPL | Sedgwick Resources Limited (100%)     | PL   | Al, ASB, Au, Bi, Co, COA, Cu, Fe, Ni, REE, U          | Active       | Active | 6/4/2012   | 6/3/2016    | 39704.2200 ha            | ha                 | North Western, Solwezi                         |
| 650 | 19627-HQ-LPL | Sellome investments Limited (100%)    | PL   | Au, Co, Cu, Fe, Ni, TLC                               | Active       | Active | 8/19/2014  | 8/18/2016   | 140.9385 km <sup>2</sup> | km <sup>2</sup>    | North Western, Solwezi                         |
| 651 | 19628-HQ-LPL | Sellome investments Limited (100%)    | PL   | Au, Co, Cu, Zn  | Active       | Active | 8/19/2014  | 8/18/2016   | 180.8723 km <sup>2</sup> | km <sup>2</sup>    | Central, Kapiri Mposhi; North Western, Kasempa |
| 652 | 8761-HQ-LPL  | Sensele Enterprises Limited (100%)    | PL   | Cu, Cu <sub>2</sub> CO <sub>3</sub> (OH) <sub>2</sub> | Active       | Active | 2/27/2015  | 2/26/2017   | 79.7371 km <sup>2</sup>  | km <sup>2</sup>    | Copperbelt, Luanshya, Masaiti                  |
| 653 | 17936-HQ-LPL | Serenje Manganese (Z) Ltd (100%)      | PL   | Au, Fe, Mn, Ni, Pb                                    | Active       | Active | 6/12/2014  | 6/11/2016   | 4953.8993 ha             | ha                 | Northern, Mpika                                |
| 654 | 17033-HQ-LPL | Sew Trident(Zambia)Private Ltd (100%) | PL   | Co, Cu, Fe, Ni  | Active       | Active | 5/6/2013   | 5/5/2015    | 24606.9100 ha            | ha                 | North Western, Kasempa, Mufumbwe               |
| 655 | 17477-HQ-LPL | Sew Trident(Zambia)Private Ltd (100%) | PL   | Au, Cu, Mn  | Active       | Active | 3/24/2014  | 3/23/2016   | 19743.8700 ha            | ha                 | Luapula, Mansa, Mwense                         |
| 656 | 18621-HQ-LPL | Sew Trident(Zambia)Private Ltd (100%) | PL   | Ag, Au, Co, Cu, Fe, Mn                                | Active       | Active | 11/29/2013 | 11/28/2015  | 34181.3000 ha            | ha                 | Central, Chibombo, Kapiri Mposhi               |
| 657 | 19586-HQ-LPL | Sew Trident(Zambia)Private Ltd (100%) | PL   | Mn  | Active       | Active | 8/15/2014  | 8/14/2016   | 1517.3355 ha             | ha                 | Central, Kapiri Mposhi                         |
| 658 | 19710-HQ-LPL | Shahid Ali Saiyed (100%)              | PL   | Au  | Active       | Active | 7/18/2014  | 7/17/2016   | 1289.5002 ha             | ha                 | Lusaka, Chongwe                                |

| No  | Code         | Parties  | Type | Commodities         | Status Group | Status | Grant Date | Expiry Date | Area                     | Official Area Unit | Map Reference                     |
|-----|--------------|--|------|---------------------|--------------|--------|------------|-------------|--------------------------|--------------------|-----------------------------------|
| 659 | 19447-HQ-LPL | Shaid Ali Zahidali Saiyed (100%)                       | PL   | Au                  | Active       | Active | 3/5/2014   | 3/4/2016    | 962.9443 ha              | ha                 | North Western, Solwezi            |
| 660 | 19435-HQ-LPL | Shan-Hua Exploration Mining Limited (100%)             | PL   | Au, Co, Cu, Fe      | Active       | Active | 8/19/2014  | 8/18/2016   | 36335.6400 ha            | ha                 | Lusaka, Kafue                     |
| 661 | 16854-HQ-LPL | Shani Minerals Ltd (100%)                              | PL   | Au, Cu, Mn          | Active       | Active | 7/29/2013  | 7/28/2015   | 1796.5200 ha             | ha                 | Central, Serenje; Eastern, Nyimba |
| 662 | 19030-HQ-LPL | Shearzone Resources Limited (100%)                     | PL   | Au, Cu, Fe, Ni      | Active       | Active | 8/16/2013  | 8/15/2015   | 14547.1800 ha            | ha                 | North Western, Solwezi            |
| 663 | 19475-HQ-LPL | Shearzone Resources Limited (100%)                     | PL   | Au, Co, Cu, DIA, Ni | Active       | Active | 7/10/2014  | 7/9/2016    | 88345.4158 ha            | ha                 | North Western, Mwinilunga         |
| 664 | 15319-HQ-LPL | Sino West Mining Company (100%)                        | PL   | Ag, Au, Co, Cu, Mn  | Active       | Active | 4/4/2011   | 4/3/2015    | 380.8709 km <sup>2</sup> | km <sup>2</sup>    | Central, Serenje                  |
| 665 | 15973-HQ-LPL | Sino West Mining Company (100%)                        | PL   | Ag, Au, Co, Cu, Mn  | Active       | Active | 6/23/2011  | 6/22/2017   | 12693.3829 ha            | ha                 | Eastern, Nyimba                   |
| 666 | 19174-HQ-LPL | Sino West Mining Company (100%)                        | PL   | Ag, Au, Co, Cu, Mn  | Active       | Active | 12/19/2013 | 12/18/2015  | 98796.0900 ha            | ha                 | Central, Chibombo                 |
| 667 | 19667-HQ-LPL | Sinohydro Zambia Ltd (Musonda Falls Hydropower) (100%) | PL   | LST, LWA, STN       | Active       | Active | 6/19/2014  | 6/18/2016   | 13.4652 ha               | ha                 | Northern, Luwingu                 |
| 668 | 8416-HQ-LPL  | Sino-Kasempa Minerals Limited (100%)                   | PL   | Cu                  | Active       | Active | 12/6/2006  | 12/5/2014   | 20735.7000 ha            | ha                 | North Western, Kasempa, Mufumbwe  |
| 669 | 19367-HQ-LPL | Skyline Quarry Limited (100%)                          | PL   | LST                 | Active       | Active | 2/25/2014  | 2/24/2016   | 26.3700 ha               | ha                 | Lusaka, Kafue                     |
| 670 | 20070-HQ-LPL | Spearnet Zambia Limited (100%)                         | PL   | Au, Co, Cu, Pb, Zn  | Active       | Active | 12/12/2014 | 12/11/2016  | 12.1221 km <sup>2</sup>  | km <sup>2</sup>    | Eastern, Lundazi                  |
| 671 | 18635-HQ-LPL | Spectra Mining Ventures Limited (100%)                 | PL   | DIT                 | Active       | Active | 2/14/2014  | 2/13/2016   | 38438.6600 ha            | ha                 |                                   |
| 672 | 15825-HQ-LPL | Starfield Minerals Limited (100%)                      | PL   | Li, Nb, Sn, Ta      | Active       | Active | 8/17/2011  | 8/16/2015   | 33849.6200 ha            | ha                 | Southern, Choma, Sinazongwe       |

| No  | Code         | Parties   | Type | Commodities   | Status Group | Status | Grant Date | Expiry Date | Area                     | Official Area Unit | Map Reference                       |
|-----|--------------|---|------|---|--------------|--------|------------|-------------|--------------------------|--------------------|-------------------------------------|
| 673 | 19557-HQ-LPL | Stork -LL-Resources Limited (100%)              | PL   | Co, Cu, Mn, Zn                                      | Active       | Active | 6/26/2014  | 6/25/2016   | 23092.4033 ha            | ha                 | Luapula, Mansa                      |
| 674 | 18286-HQ-LPL | Suhails International Limited (100%)            | PL   | Ag, Au, Co, Cu, Pb, Zn                              | Active       | Active | 12/23/2013 | 12/22/2015  | 88293.6200 ha            | ha                 | Eastern, Katete, Mambwe, Petauke    |
| 675 | 19728-HQ-LPL | Suyog Natural Resources Limited (100%)          | PL   | Ag, Au, Co, Cu, Mn, Ni                              | Active       | Active | 9/11/2014  | 9/10/2016   | 247.4109 km <sup>2</sup> | km <sup>2</sup>    | Luapula, Mwense                     |
| 676 | 18152-HQ-LPL | Sydney Musonda Kalema (100%)                    | PL   | Au, Cu, Mn  | Active       | Active | 8/8/2013   | 8/7/2015    | 18682.1900 ha            | ha                 | Central, Serenje; Northern, Mpika   |
| 677 | 18188-HQ-LPL | Sydney Musonda Kalema (100%)                    | PL   | Cu, Mn  | Active       | Active | 2/3/2014   | 2/2/2016    | 2286.2200 ha             | ha                 | Central, Kapiri Mposhi              |
| 678 | 19176-HQ-LPL | Tabita Phiri (100%)                             | PL   | Ag, Au, Co, Cr, Cu, Fe, LST, Mn, Ni, Pb, Sn, TLC, W | Active       | Active | 12/9/2013  | 12/8/2015   | 6244.9300 ha             | ha                 | Central, Mkushi                     |
| 679 | 20057-HQ-LPL | Tailung Mining Investment Limited (100%)        | PL   | Ag, Au, Co, Cu, Fe, Ni, PGM, REE                    | Active       | Active | 1/14/2015  | 1/13/2017   | 89.3526 km <sup>2</sup>  | km <sup>2</sup>    |                                     |
| 680 | 17451-HQ-LGL | Tamarisk Investments Ltd (100%)                 | PL   | DIA   | Active       | Active | 11/8/2012  | 11/7/2014   | 24747.0000 ha            | ha                 | Central, Serenje; Northern, Mpika   |
| 681 | 19735-HQ-LPL | Tanganyika Energy and Construction Limited (0%) | PL   | Au, Co, Cu, LST, U                                  | Active       | Active | 8/14/2014  | 8/13/2016   | 2092.3558 ha             | ha                 | North Western, Solwezi              |
| 682 | 19736-HQ-LPL | Tanganyika Energy and Construction Limited (0%) | PL   | Au, Co, Cu, U, Zn                                   | Active       | Active | 8/14/2014  | 8/13/2016   | 14024.3024 ha            | ha                 | Copperbelt, Chililabombwe, Chingola |
| 683 | 19737-HQ-LPL | Tanganyika Energy and Construction Limited (0%) | PL   | Au, Cu, U   | Active       | Active | 8/14/2014  | 8/13/2016   | 32107.7072 ha            | ha                 | Eastern, Chama; Northern, Chinsali  |
| 684 | 17799-HQ-LPL | Tangeray Resources Zambia Ltd (100%)            | PL   | Au, Co, Cu  | Active       | Active | 5/3/2013   | 5/2/2017    | 23933.7964 ha            | ha                 | Copperbelt, Lufwanyama              |

| No  | Code         | Parties                                   | Type | Commodities                             | Status Group | Status | Grant Date | Expiry Date | Area                    | Official Area Unit | Map Reference                   |
|-----|--------------|---|------|---|--------------|--------|------------|-------------|-------------------------|--------------------|---------------------------------|
| 685 | 15325-HQ-LPL | Taurian Manganese Ltd (100%)              | PL   | COA                                     | Active       | Active | 4/4/2012   | 4/3/2014    | 6776.2200 ha            | ha                 | Eastern, Chama                  |
| 686 | 20024-HQ-LPL | Tchagra Farming Limited (100%)            | PL   | LST                                     | Active       | Active | 2/17/2015  | 2/16/2017   | 2875.5497 ha            | ha                 |                                 |
| 687 | 14805-HQ-LPL | Techno chem Agengies Ltd (100%)           | PL   | Co, Cu                                  | Active       | Active | 7/9/2014   | 7/8/2016    | 13452.7600 ha           | ha                 | North Western, Kabompo          |
| 688 | 15813-HQ-LPL | Tian Di Ren investements Limited (100%)   | PL   | CLY1, CLY3, Cu, Fe, Mn, Pb, Zn          | Active       | Active | 12/14/2012 | 12/13/2014  | 7624.4000 ha            | ha                 | Central, Mkushi                 |
| 689 | 18966-HQ-LPL | Tinedy Mining Limited (100%)              | PL   | Ag, Au, Co, Cu, Fe, Mn                  | Active       | Active | 6/5/2014   | 6/4/2016    | 8690.6300 ha            | ha                 | North Western, Solwezi          |
| 690 | 18976-HQ-LPL | Tong Bao Invetsments Limited (100%)       | PL   | Ag, Au, Co, Cu, Fe, Mn, Ni, Pb, REE, Zn | Active       | Active | 9/5/2013   | 9/4/2015    | 1667.8000 ha            | ha                 | Eastern, Petauke                |
| 691 | 19632-HQ-LPL | Topfat Gold Mining Limited (100%)         | PL   | Ag, Au, Co, Cu, Fe, Ni                  | Active       | Active | 8/18/2014  | 8/17/2016   | 3580.3295 ha            | ha                 | North Western, Mufumbwe         |
| 692 | 19711-HQ-LPL | Topfat Gold Mining Limited (100%)         | PL   | Ag, Au, Cu, Fe, Ni, REE                 | Active       | Active | 7/23/2014  | 7/22/2016   | 24680.5773 ha           | ha                 | North Western, Kasempa, Solwezi |
| 693 | 18478-HQ-LPL | Tornado Investment Co. Ltd (100%)         | PL   | Au, Co, Cu, Fe, Mn, Ni, REE, Zn         | Active       | Active | 6/21/2013  | 6/20/2015   | 1040.7300 ha            | ha                 | Lusaka, Chongwe, Luangwa        |
| 694 | 17588-HQ-LPL | Trident Alloys Zambia Limited (100%)      | PL   | Ag, Au, Cu, Fe, Ni, S, U, Zn            | Active       | Active | 8/15/2014  | 8/14/2016   | 27.8577 km <sup>2</sup> | km <sup>2</sup>    | Central, Mumbwa                 |
| 695 | 17439-HQ-LPL | Trident Eight Zambia Limited (100%)       | PL   | Au, Cu, Mn                              | Active       | Active | 5/8/2013   | 5/7/2015    | 12506.9100 ha           | ha                 | Central, Mkushi                 |
| 696 | 19662-HQ-LPL | Trilith Resources (Zambia) Limited (100%) | PL   | Ag, Au, Co, Cu, Fe, Ni, REE, U, Zn      | Active       | Active | 10/14/2014 | 10/13/2016  | 66265.3219 ha           | ha                 | North Western, Kabompo, Zambezi |



| No  | Code         | Parties                                  | Type | Commodities                        | Status Group | Status | Grant Date | Expiry Date | Area                    | Official Area Unit | Map Reference                      |
|-----|--------------|--|------|------------------------------------|--------------|--------|------------|-------------|-------------------------|--------------------|------------------------------------|
| 697 | 19640-HQ-LPL | Trilith Resources(Zambia) Limited (100%) | PL   | Ag, Au, Co, Cu, Fe, Ni, REE, U, Zn | Active       | Active | 10/28/2014 | 10/27/2016  | 30473.0574 ha           | ha                 | North Western, Kabompo, Mwinilunga |
| 698 | 19848-HQ-LPL | Trilith Resources(Zambia) Limited (100%) | PL   | Ag, Au, Co, Cu, Fe, Mn, Ni, U      | Active       | Active | 8/14/2014  | 8/13/2016   | 37097.3139 ha           | ha                 | Luapula, Mansa, Mwense             |
| 699 | 19859-HQ-LPL | Tropical Land Investments (100%)         | PL   | F, FLD, GRT, MIC                   | Active       | Active | 8/14/2014  | 8/13/2016   | 3201.4326 ha            | ha                 | Southern, Siavonga                 |
| 700 | 20082-HQ-LPL | Tubombeshe Mining Limited (100%)         | PL   | Au, Co, Cu, Fe, Mn, Ni, U, Zn      | Active       | Active | 2/24/2015  | 2/23/2017   | 8531.7863 ha            | ha                 | North Western, Mufumbwe            |
| 701 | 18596-HQ-LPL | Tuibombele Corporation Ltd (100%)        | PL   | Au, Co, Cu, Zn                     | Active       | Active | 5/13/2013  | 5/12/2017   | 4450.8181 ha            | ha                 | North Western, Kabompo, Zambezi    |
| 702 | 18697-HQ-LPL | Tuibombele Corporation Ltd (100%)        | PL   | Au, Co, Cu                         | Active       | Active | 6/3/2014   | 6/2/2016    | 584.3500 ha             | ha                 | Copperbelt, Mufulira               |
| 703 | 19878-HQ-LPL | Tuntulu Investment Limited (100%)        | PL   | Au, Cu, Fe, Mn, SAO, SHO           | Active       | Active | 12/29/2014 | 12/28/2016  | 9926.7919 ha            | ha                 | North Western, Kasempa             |
| 704 | 12199-HQ-LPL | Turnpike Mines Limited (100%)            | PL   | Co, Cu, Ni                         | Active       | Active | 1/5/2010   | 1/4/2016    | 36.5361 km <sup>2</sup> | km <sup>2</sup>    | North Western, Kasempa, Mufumbwe   |
| 705 | 18762-HQ-LPL | Twampane Enterprises Limited (100%)      | PL   | Cu                                 | Active       | Active | 9/11/2013  | 9/10/2015   | 3991.4300 ha            | ha                 | North Western, Mwinilunga          |
| 706 | 19540-HQ-LPL | Twiga Mining Limited (100%)              | PL   | Au, Cu                             | Active       | Active | 8/14/2014  | 8/13/2016   | 2622.7110 ha            | ha                 | Central, Mkushi                    |
| 707 | 19166-HQ-LPL | Ujamaa Mining Limited (100%)             | PL   | Ag, Au, Co, Cu, Fe, Mn, U          | Active       | Active | 10/17/2013 | 10/16/2015  | 4020.4100 ha            | ha                 | North Western, Kasempa             |

| No  | Code         | Parties   | Type | Commodities               | Status Group | Status | Grant Date | Expiry Date | Area                     | Official Area Unit | Map Reference  |
|-----|--------------|---|------|---------------------------|--------------|--------|------------|-------------|--------------------------|--------------------|--|
| 708 | 16961-HQ-LPL | Uni-Source Investments LTD (100%)                                 | PL   | Au, Co, Fe, Mn, Ni, Zn    | Active       | Active | 6/20/2013  | 6/19/2015   | 2377.8100 ha             | ha                 | Copperbelt, Chililabombwe                                  |
| 709 | 19062-HQ-LPL | Universal Precious Metals Gold Mines and Gemstones (Z) Ltd (100%) | PL   | Ag, Au, Co, Cu, Fe, Pt    | Active       | Active | 9/24/2014  | 9/23/2016   | 71712.0270 ha            | ha                 | Eastern, Chadiza, Chipata                                  |
| 710 | 19064-HQ-LPL | Universal Precious Metals Gold Mines and Gemstones (Z) Ltd (100%) | PL   | Ag, Au, Cu, Fe            | Active       | Active | 9/24/2014  | 9/23/2016   | 2789.9568 ha             | ha                 | Central, Mkushi  |
| 711 | 19470-HQ-LPL | Universal Precious Metals Gold Mines and Gemstones (Z) Ltd (100%) | PL   | Au, Co, Cu, Fe            | Active       | Active | 9/24/2014  | 9/23/2016   | 7602.4300 ha             | ha                 | Central, Mkushi  |
| 712 | 19471-HQ-LPL | Universal Precious Metals Gold Mines and Gemstones (Z) Ltd (100%) | PL   | Au, Cu, Fe                | Active       | Active | 9/24/2014  | 9/23/2016   | 32983.2608 ha            | ha                 | Eastern, Nyimba  |
| 713 | 19195-HQ-LPL | Vale Zambia Limited (100%)  | PL   | Ag, Au, Cu, Ni, U         | Active       | Active | 11/1/2013  | 10/31/2015  | 18176.1000 ha            | ha                 | Southern, Kazungula  |
| 714 | 19196-HQ-LPL | Vale Zambia Limited (100%)  | PL   | Ag, Au, Cu, Ni, U         | Active       | Active | 10/10/2013 | 10/9/2015   | 59836.7400 ha            | ha                 | Western, Kaoma   |
| 715 | 15082-HQ-LPL | Vanco Investment Ltd (100%)                                       | PL   | Au, Cu                    | Active       | Active | 8/31/2010  | 8/30/2014   | 45106.7000 ha            | ha                 | Eastern, Nyimba; Lusaka, Chongwe                           |
| 716 | 14052-HQ-LPL | Victory Resources Limited (100%)                                  | PL   | Au, Co, Cu, Fe, Mn, Ni, U | Active       | Active | 4/30/2010  | 4/29/2016   | 155.2144 km <sup>2</sup> | km <sup>2</sup>    | Central, Mkushi  |
| 717 | 19334-HQ-LPL | VIDAYU Holdings Corporation Zambia Limited (100%)                 | PL   | Sn, Ta                    | Active       | Active | 1/23/2014  | 1/22/2016   | 119.5184 km <sup>2</sup> | km <sup>2</sup>    | Southern, Choma  |
| 718 | 16901-HQ-LPL | Vikram Investment Limited (100%)                                  | PL   | Co, Cu, Fe, Mn            | Active       | Active | 9/5/2014   | 9/4/2016    | 51.7724 km <sup>2</sup>  | km <sup>2</sup>    | Central, Mkushi  |
| 719 | 17562-HQ-LPL | VS Cargo Management Services Limited (100%)                       | PL   | Au, Co, Cu                | Active       | Active | 10/10/2013 | 10/9/2015   | 24249.8600 ha            | ha                 | Central, Chongwe, Mkushi; Eastern, Nyimba; Lusaka, Chongwe |

| No  | Code         | Parties                                     | Type | Commodities   | Status Group | Status | Grant Date | Expiry Date | Area                     | Official Area Unit | Map Reference                           |
|-----|--------------|---|------|---|--------------|--------|------------|-------------|--------------------------|--------------------|---|
| 720 | 17563-HQ-LPL | VS Cargo Management Services Limited (100%) | PL   | Au, Co, Cu  | Active       | Active | 10/10/2013 | 10/9/2015   | 7900.6000 ha             | ha                 | Lusaka, Chongwe, Kafue                  |
| 721 | 17577-HQ-LPL | VS Cargo Management Services Limited (100%) | PL   | Au, Co, Cu  | Active       | Active | 10/10/2013 | 10/9/2015   | 4759.0100 ha             | ha                 | Lusaka, Chongwe, Kafue                  |
| 722 | 19495-HQ-LPL | Wasaye Mining Limited (100%)                | PL   | CLY   | Active       | Active | 6/11/2014  | 6/10/2016   | 15508.0600 ha            | ha                 | Southern, Kazungula                     |
| 723 | 16995-HQ-LPL | Waterbuck Resources Ltd (100%)              | PL   | Ag, Au, Co, Cu, Fe, Mn, Mo, Ni, Pb, U, Zn                         | Active       | Active | 12/21/2012 | 12/20/2016  | 69828.0896 ha            | ha                 | North Western, Solwezi                  |
| 724 | 17783-HQ-LPL | Waterbuck Resources Ltd (100%)              | PL   | Ag, Au, Co, COA, Cu, Fe, Mn, Mo, Ni, Pb, Sc, Th, U, V, Yt, Zn, Zr | Active       | Active | 2/20/2013  | 2/19/2017   | 23699.4819 ha            | ha                 | Southern, Itezhi Tezhi                  |
| 725 | 18501-HQ-LPL | Waterbuck Resources Ltd (100%)              | PL   | Ag, Au, Co, Cu, Fe, Mo, Ni, Pb, U, Zn                             | Active       | Active | 9/16/2013  | 9/15/2017   | 11839.2300 ha            | ha                 | North Western, Solwezi                  |
| 726 | 20061-HQ-LPL | White Horse Ventures Limited (100%)         | PL   | Ag, Au, Co, Cu, Zn  | Active       | Active | 1/7/2015   | 1/6/2017    | 130.2289 km <sup>2</sup> | km <sup>2</sup>    | North Western, Kasempa, Mufumbwe        |
| 727 | 20062-HQ-LPL | White Horse Ventures Limited (100%)         | PL   | Ag, Au, Co, Cu, Zn  | Active       | Active | 1/7/2015   | 1/6/2017    | 818.2579 km <sup>2</sup> | km <sup>2</sup>    | North Western, Mufumbwe; Western, Kaoma |
| 728 | 19387-HQ-LPL | Willie R. Sweta (100%)                      | PL   | Au, Cu, Fe, LST, Pb, U, Zn  | Active       | Active | 4/10/2014  | 4/9/2016    | 22589.9600 ha            | ha                 | Central, Kabwe                          |
| 729 | 17659-HQ-LPL | Willoughby Minerals Limited (100%)          | PL   | Ag, Au, Cu, Mn, Ni  | Active       | Active | 5/12/2014  | 5/11/2016   | 59699.8800 ha            | ha                 | North Western, Kabompo, Mwinilunga      |
| 730 | 15480-HQ-LPL | WORKMAN CONSTRUCTION (Z) LIMITED (100%)     | PL   | Co, COA, Cu, Ni, Sn, U  | Active       | Active | 8/14/2012  | 8/13/2014   | 99033.8800 ha            | ha                 | Southern, Monze                         |

| No  | Code         | Parties                                 | Type | Commodities                | Status Group | Status | Grant Date | Expiry Date | Area                     | Official Area Unit | Map Reference  |
|-----|--------------|---|------|----------------------------|--------------|--------|------------|-------------|--------------------------|--------------------|--|
| 731 | 19937-HQ-LPL | Workman Construction (Z)Limited (100%)  | PL   | Au, Co, Cu                 | Active       | Active | 11/5/2014  | 11/4/2016   | 13.8559 km <sup>2</sup>  | km <sup>2</sup>    | Copperbelt, Chililabombwe, Chingola                                    |
| 732 | 15168-HQ-LPL | Xianghe Macrolink Mining (Z) Ltd (100%) | PL   | U                          | Active       | Active | 11/12/2010 | 11/11/2014  | 26086.9500 ha            | ha                 | Southern, Gwembe, Mazabuka, Monze, Siavonga                            |
| 733 | 19729-HQ-LPL | Xingzam Non Ferro Mining (Z) Ltd (0%)   | PL   | Au, Cu, Mn, Ni, Sn, Ta, Zn | Active       | Active | 7/22/2014  | 7/21/2016   | 599.9869 km <sup>2</sup> | km <sup>2</sup>    | Copperbelt, Chililabombwe, Chingola, Kalulushi, Kitwe, Mufulira, Ndola |
| 734 | 19482-HQ-LPL | Yaawar Mining Comapny Limited (100%)    | PL   | COA                        | Active       | Active | 2/28/2014  | 2/27/2016   | 1693.0200 ha             | ha                 | Southern, Siavonga   |
| 735 | 18598-HQ-LPL | Yacheshe Investments Ltd (100%)         | PL   | Au, Co, Cu                 | Active       | Active | 3/24/2014  | 3/23/2016   | 1198.9900 ha             | ha                 | North Western, Kasempa   |
| 736 | 18470-HQ-LPL | Yasac Investments Ltd (100%)            | PL   | Au, Cu, Fe, Pb, Sn, Zn     | Active       | Active | 10/22/2014 | 10/21/2016  | 409.2961 km <sup>2</sup> | km <sup>2</sup>    | North Western, Kasempa   |
| 737 | 15687-HQ-LPL | Yathu Engineering Limited (100%)        | PL   | Au, Cu, LST                | Active       | Active | 7/13/2012  | 7/12/2014   | 21.3141 km <sup>2</sup>  | km <sup>2</sup>    | Copperbelt, Masaiti, Ndola   |
| 738 | 16000-HQ-LPL | Yathu Engineering Limited (100%)        | PL   | Au, Co, Cu, Fe, LST        | Active       | Active | 6/24/2011  | 6/23/2013   | 65239.5598 ha            | ha                 | Central, Mumbwa  |
| 739 | 14501-HQ-LPL | YAWAR MINING COMPANY LIMITED (100%)     | PL   | Au, Co, Cu, Zn             | Active       | Active | 2/25/2013  | 2/24/2015   | 7361.5600 ha             | ha                 | North Western, Solwezi   |
| 740 | 14502-HQ-LPL | YAWAR MINING COMPANY LIMITED (100%)     | PL   | Au, Co, Cu, Zn             | Active       | Active | 6/17/2010  | 6/16/2015   | 762.3900 ha              | ha                 | North Western, Solwezi   |

| No  | Code         | Parties                                   | Type | Commodities                    | Status Group | Status | Grant Date | Expiry Date | Area                    | Official Area Unit | Map Reference                                      |
|-----|--------------|---|------|--------------------------------|--------------|--------|------------|-------------|-------------------------|--------------------|--|
| 741 | 19776-HQ-LPL | YESU AHURIRE Enterprises Limited (100%)   | PL   | Au, Co, Cu                     | Active       | Active | 10/17/2014 | 10/16/2016  | 77.8711 km <sup>2</sup> | km <sup>2</sup>    | North Western, Mufumbwe                            |
| 742 | 18861-HQ-LPL | Yuzan Mining Co.Ltd (100%)                | PL   | Ag, Au, Co, Cu, Fe, Mn, Ni, Zn | Active       | Active | 8/8/2013   | 8/7/2017    | 14647.8618 ha           | ha                 | North Western, Solwezi                             |
| 743 | 20047-HQ-LPL | Yuzan Mining Company Limited (100%)       | PL   | Ag, Au, Co, Cu, Fe, Mn, Ni, Zn | Active       | Active | 12/3/2014  | 12/2/2016   | 71.4881 km <sup>2</sup> | km <sup>2</sup>    | Copperbelt, Lufwanyama                             |
| 744 | 20168-HQ-LPL | Zaaminco Mining Limited (100%)            | PL   | Au, Co, Cu, Fe, Mn             | Active       | Active | 7/8/2015   | 7/7/2017    | 82183.1432 ha           | ha                 | Central, Mkushi                                    |
| 745 | 20178-HQ-LPL | Zaaminco Mining Limited (100%)            | PL   | Au, Co, Cu, LST, Mn, Zn        | Active       | Active | 7/8/2015   | 7/7/2017    | 45.3983 km <sup>2</sup> | km <sup>2</sup>    | Central, Kapiri Mposhi, Mkushi                     |
| 746 | 20179-HQ-LPL | Zaaminco Mining Limited (100%)            | PL   | Au, Co, Cu, Zn                 | Active       | Active | 7/8/2015   | 7/7/2017    | 19626.0776 ha           | ha                 | Northern, Kaputa                                   |
| 747 | 18956-HQ-LPL | Zaman Three Minerals Limited (100%)       | PL   | Au, Cu, Fe, Mn, Pb             | Active       | Active | 6/10/2014  | 6/9/2016    | 38140.0400 ha           | ha                 | Luapula, Luwingu, Mansa, Samfya; Northern, Luwingu |
| 748 | 17585-HQ-LPL | Zamanfour Minerals Limited (100%)         | PL   | Cu, Fe, Mn                     | Active       | Active | 5/15/2013  | 5/14/2015   | 419.9300 ha             | ha                 | Central, Mkushi                                    |
| 749 | 16820-HQ-LPL | Zambain Yuedi Mining Co. Ltd (100%)       | PL   | Ag, Au, Co, Cu, Mn, Pd, U, Zn  | Active       | Active | 11/27/2012 | 11/26/2014  | 41565.3000 ha           | ha                 | Eastern, Chama; Northern, Chinsali                 |
| 750 | 19496-HQ-LPL | Zambia Manganese Mining Limited (100%)    | PL   | Au, Cu, Fe, Mn, Pb, Zn         | Active       | Active | 8/8/2014   | 8/7/2016    | 46811.5652 ha           | ha                 | Central, Chibombo, Kabwe, Kapiri Mposhi            |
| 751 | 15689-HQ-LPL | Zambian Central Mining Corporation (100%) | PL   | Au, Co, Cu, Mn, U, Zn          | Active       | Active | 4/27/2011  | 4/26/2015   | 33.1481 km <sup>2</sup> | km <sup>2</sup>    | Copperbelt, Luanshya, Masaiti, Ndola               |

| No  | Code         | Parties   | Type | Commodities             | Status Group | Status | Grant Date | Expiry Date | Area          | Official Area Unit | Map Reference                               |
|-----|--------------|---|------|-------------------------|--------------|--------|------------|-------------|---------------|--------------------|---|
| 752 | 17724-HQ-LPL | Zambian Central Mining Corporation (100%)                           | PL   | Au, Co, Cu, Ni          | Active       | Active | 4/16/2015  | 4/15/2017   | 48976.3925 ha | ha                 | North Western, Mufumbwe                     |
| 753 | 18129-HQ-LPL | Zambian East Mining Corporation Ltd (100%)                          | PL   | Au, Co, Cu, DIA, Mn, Zn | Active       | Active | 8/22/2013  | 8/21/2015   | 41910.7200 ha | ha                 |   |
| 754 | 12837-HQ-LPL | Zambian Goldcommon Mining Development Company Limited (100%)        | PL   | Au, Co, Cu, Fe, Ni, U   | Active       | Active | 12/23/2008 | 12/22/2014  | 6761.6700 ha  | ha                 | Copperbelt                                  |
| 755 | 12124-HQ-LPL | Zambian High light Mining Investment Limited (100%)                 | PL   | Au, Co, Cu, Fe, Ni, U   | Active       | Active | 12/23/2009 | 12/22/2015  | 28764.8600 ha | ha                 | North Western, Solwezi                      |
| 756 | 14039-HQ-LPL | Zambian High light Mining Investment Limited (100%)                 | PL   | Au, Co, Cu, Fe, Ni, U   | Active       | Active | 3/25/2010  | 3/24/2016   | 21822.9600 ha | ha                 | North Western, Solwezi                      |
| 757 | 17291-HQ-LPL | Zambian International Trade and Investment Centre Limited (100%)    | PL   | Ag, Au, Cu, Mn, Pb, Zn  | Active       | Active | 5/29/2013  | 5/28/2015   | 34020.0800 ha | ha                 | North Western, Solwezi                      |
| 758 | 12067-HQ-LPL | Zambian Louking Mining Company Limited (100%)                       | PL   | Au, Co, Cu, Ni, U       | Active       | Active | 5/11/2009  | 5/3/2015    | 24327.7600 ha | ha                 | Central, Kapiri Mposhi; Copperbelt, Mpongwe |
| 759 | 12842-HQ-LPL | Zambian Louking Mining Company Limited (100%)                       | PL   | Au, Co, Cu, Fe, Ni, U   | Active       | Active | 1/13/2009  | 1/12/2017   | 10732.5862 ha | ha                 | Copperbelt, Lufwanyama, Mpongwe             |
| 760 | 16849-HQ-LPL | Zambian Nonferrous Metals Exploration & Construction Co. Ltd (100%) | PL   | Ag, Au, Co, Cu, Mn      | Active       | Active | 11/7/2013  | 11/6/2015   | 5746.4200 ha  | ha                 | Central, Mumbwa                             |
| 761 | 16850-HQ-LPL | Zambian Nonferrous Metals Exploration & Construction Co. Ltd (100%) | PL   | Ag, Au, Co, Cu, Mn      | Active       | Active | 11/7/2013  | 11/6/2015   | 8347.2500 ha  | ha                 | Central, Mumbwa                             |
| 762 | 18137-HQ-LPL | Zambian Nonferrous Metals Exploration & Construction Co. Ltd (100%) | PL   | Ag, Au, Co, Cu, Mn      | Active       | Active | 8/28/2013  | 8/27/2015   | 17216.2500 ha | ha                 | Copperbelt, Lufwanyama                      |
| 763 | 18138-HQ-LPL | Zambian Nonferrous Metals Exploration & Construction Co. Ltd (100%) | PL   | Ag, Au, Co, Cu, Mn      | Active       | Active | 9/5/2013   | 9/4/2015    | 14893.4400 ha | ha                 | Copperbelt, Lufwanyama                      |
| 764 | 18706-HQ-LPL | Zambian North Mining Corporation Limited (100%)                     | PL   | Au, Co, Cu, Mn, Zn      | Active       | Active | 10/16/2014 | 10/15/2016  | 4552.4500 ha  | ha                 | Copperbelt, Mpongwe                         |

| No  | Code         | Parties  | Type | Commodities                   | Status Group | Status | Grant Date | Expiry Date | Area                    | Official Area Unit | Map Reference                               |
|-----|--------------|--|------|-------------------------------|--------------|--------|------------|-------------|-------------------------|--------------------|---|
| 765 | 17131-HQ-LPL | Zambian Originate Resources Holdings Ltd (100%)  | PL   | Au, Co, Cu, Fe, Mn, Ni, Zn    | Active       | Active | 6/4/2014   | 6/3/2016    | 96132.7400 ha           | ha                 | Eastern, Chama; Northern, Chinsali, Isoka   |
| 766 | 15594-HQ-LPL | Zambian United Mining Corporation Limited (100%) | PL   | Au, Co, Cu, DIA, Mn, Ni, Zn   | Active       | Active | 12/24/2010 | 12/23/2014  | 29374.1900 ha           | ha                 | Northern, Kaputa, Mporokoso                 |
| 767 | 15596-HQ-LPL | Zambian United Mining Corporation Limited (100%) | PL   | Au, Co, Cu, DIA, Mn, Zn       | Active       | Active | 1/4/2013   | 1/3/2015    | 39419.1700 ha           | ha                 | Northern, Kaputa, Mporokoso                 |
| 768 | 15665-HQ-LPL | Zambian West Mining Corporation (100%)           | PL   | Au, Cu, Mn, Pb, U, Zn         | Active       | Active | 4/27/2011  | 4/26/2015   | 3451.3513 ha            | ha                 | North Western, Zambezi                      |
| 769 | 15668-HQ-LPL | Zambian West Mining Corporation (100%)           | PL   | Au, Cu, Mn, Pb, U, Zn         | Active       | Active | 4/27/2011  | 4/26/2015   | 51.2254 km <sup>2</sup> | km <sup>2</sup>    | North Western, Mufumbwe                     |
| 770 | 18719-HQ-LPL | Zambian West Mining Corporation (100%)           | PL   | Au, Cu, Mn                    | Active       | Active | 3/24/2014  | 3/23/2016   | 21843.4600 ha           | ha                 | Luapula, Luwingu, Mwense; Northern, Luwingu |
| 771 | 18720-HQ-LPL | Zambian West Mining Corporation (100%)           | PL   | Au, Co, Cu, Mn                | Active       | Active | 10/15/2014 | 10/14/2016  | 6649.3800 ha            | ha                 | Central, Serenje                            |
| 772 | 16808-HQ-LPL | Zambian Yuedi Mining Co. Ltd (100%)              | PL   | Ag, Au, Cu, Fe, Pt, U         | Active       | Active | 3/20/2014  | 3/19/2016   | 89267.5800 ha           | ha                 |   |
| 773 | 16809-HQ-LPL | Zambian Yuedi Mining Co. Ltd (100%)              | PL   | Ag, Au, Co, Cu, Fe, Pt        | Active       | Active | 11/27/2012 | 11/26/2014  | 75324.0800 ha           | ha                 | Northern, Mpika                             |
| 774 | 16822-HQ-LPL | Zambian Yuedi Mining Co. Ltd (100%)              | PL   | Ag, Au, Co, Cu, Mn, Pd, U, Zn | Active       | Active | 10/25/2013 | 10/24/2015  | 63468.9800 ha           | ha                 |   |
| 775 | 19350-HQ-LPL | Zambian Yuedi Mining Co. Ltd (100%)              | PL   | Ag, Au, Cu, U                 | Active       | Active | 3/20/2014  | 3/19/2016   | 21265.1363 ha           | ha                 | Southern, Siavonga                          |
| 776 | 19352-HQ-LPL | Zambian Yuedi Mining Co. Ltd (100%)              | PL   | Ag, Au, Cu, DIA, Fe, Mn       | Active       | Active | 3/20/2014  | 3/19/2016   |                         | ha                 | Northern, Chinsali                          |
| 777 | 19353-HQ-LPL | Zambian Yuedi Mining Co. Ltd (100%)              | PL   | Ag, Au, Cu, DIA, Fe, Mn       | Active       | Active | 2/11/2014  | 2/10/2016   |                         | ha                 | Northern, Chinsali                          |

| No  | Code         | Parties                                | Type | Commodities                 | Status Group | Status | Grant Date | Expiry Date | Area          | Official Area Unit | Map Reference             |
|-----|--------------|--|------|-----------------------------|--------------|--------|------------|-------------|---------------|--------------------|---------------------------|
| 778 | 19354-HQ-LPL | Zambian Yuedi Mining Co. Ltd (100%)    | PL   | Ag, Au, Cu, DIA, Fe, Mn     | Active       | Active | 3/20/2014  | 3/19/2016   |               | ha                 | Northern, Chinsali        |
| 779 | 16553-HQ-LPL | Zambia-Zhengyuan Mining Co. Ltd (100%) | PL   | Ag, Au, Co, Cu, Mn, Ni, Zn  | Active       | Active | 11/22/2012 | 11/21/2016  | 33267.4975 ha | ha                 | Eastern, Nyimba, Petauke  |
| 780 | 17245-HQ-LPL | Zambia-Zhengyuan Mining Co. Ltd (100%) | PL   | Au, Co, Cu, Mn, Ni, U       | Active       | Active | 5/3/2013   | 5/2/2015    | 51142.3100 ha | ha                 | Northern, Kasama, Mungwi  |
| 781 | 18030-HQ-LPL | Zambia-Zhengyuan Mining Co. Ltd (100%) | PL   | Au, Co, Cu, Fe, Mn, Ni, Zn  | Active       | Active | 2/19/2013  | 2/18/2017   | 36079.0110 ha | ha                 | Eastern, Chipata, Mambwe  |
| 782 | 16112-HQ-LPL | Zambia-Zhengyuan Mining Limited (100%) | PL   | Au, Co, Cu, Fe, Ni, Zn      | Active       | Active | 7/21/2011  | 7/20/2017   | 8865.4083 ha  | ha                 | Central, Mumbwa           |
| 783 | 16806-HQ-LPL | Zambia-Zhengyuan Mining Limited (100%) | PL   | Au, Cu, Mn, Ni, Pb, Zn      | Active       | Active | 5/3/2013   | 5/2/2017    | 10403.4832 ha | ha                 | Northern, Mbala, Mpulungu |
| 784 | 14174-HQ-LPL | Zamming Company Limited (100%)         | PL   | Ag, Au, Co, Cu, Mn, Pb, Zn  | Active       | Active | 3/12/2010  | 10/15/2016  | 1773.6300 ha  | ha                 | Copperbelt, Chililabombwe |
| 785 | 13810-HQ-LPL | Zamming Company Ltd (100%)             | PL   | Ag, Au, Co, Cu, Ni          | Active       | Active | 12/22/2009 | 12/21/2015  | 14347.7600 ha | ha                 | Lusaka, Chongwe           |
| 786 | 19906-HQ-LPL | Zamsort Limited (100%)                 | PL   | Au, Co, Cu, Ni, U, Zn       | Active       | Active | 9/10/2014  | 9/9/2016    | 99928.4059 ha | ha                 | North Western, Mwinilunga |
| 787 | 20007-HQ-LPL | Zawar Natural Resources (100%)         | PL   | Au, Co, Cu, Mn, Ni, PGM, Ti | Active       | Active | 11/12/2014 | 11/11/2016  | 98594.3193 ha | ha                 | Eastern, Chadiza, Katete  |
| 788 | 20008-HQ-LPL | Zawar Natural Resources (100%)         | PL   | Au, Co, Cu, Mn, Ni, PGM, Ti | Active       | Active | 11/12/2014 | 11/11/2016  | 98108.1427 ha | ha                 | Eastern, Katete, Petauke  |
| 789 | 20009-HQ-LPL | Zawar Natural Resources (100%)         | PL   | Au, Co, Cu, Mn, Ni, PGM, Ti | Active       | Active | 11/12/2014 | 11/11/2016  | 97907.8754 ha | ha                 | Eastern, Chama, Lundazi   |



| No  | Code         | Parties                            | Type | Commodities                 | Status Group | Status | Grant Date | Expiry Date | Area                     | Official Area Unit | Map Reference                           |
|-----|--------------|------------------------------------|------|-----------------------------|--------------|--------|------------|-------------|--------------------------|--------------------|---|
| 790 | 16939-HQ-LPL | Zawar Natural Resources Ltd (100%) | PL   | Au, Co, Cu, Ni              | Active       | Active | 11/21/2012 | 11/20/2014  | 4194.8900 ha             | ha                 | North Western, Mufumbwe                 |
| 791 | 16940-HQ-LPL | Zawar Natural Resources Ltd (100%) | PL   | Au, Co, Cu, Ni              | Active       | Active | 11/21/2012 | 11/20/2014  | 482.3000 ha              | ha                 | North Western, Mufumbwe                 |
| 792 | 17947-HQ-LPL | Zawar Natural Resources Ltd (100%) | PL   | Au, Co, Cu                  | Active       | Active | 4/17/2013  | 4/16/2015   | 2575.1300 ha             | ha                 | North Western, Mufumbwe                 |
| 793 | 19648-HQ-LPL | Zawar Natural Resources Ltd (100%) | PL   | Au, Co, Cu, Mn, Ni, PGM, Ta | Active       | Active | 6/13/2014  | 6/12/2016   | 801.1689 km <sup>2</sup> | km <sup>2</sup>    | Central, Serenje                        |
| 794 | 19652-HQ-LPL | Zawar Natural Resources Ltd (100%) | PL   | Au, Co, Cu, Mn, Ni, PGM, Ti | Active       | Active | 6/13/2014  | 6/12/2016   | 919.4811 km <sup>2</sup> | km <sup>2</sup>    | North Western, Mufumbwe; Western, Kaoma |
| 795 | 19675-HQ-LPL | Zawar Natural Resources Ltd (100%) | PL   | LST                         | Active       | Active | 6/10/2014  | 6/9/2016    | 68.7131 km <sup>2</sup>  | km <sup>2</sup>    | Eastern, Nyimba                         |
| 796 | 19816-HQ-LPL | Zawar Natural Resources Ltd (100%) | PL   | Au, Co, Cu, Mn, Ni, PGM, Ti | Active       | Active | 8/18/2014  | 8/17/2016   | 30231.4059 ha            | ha                 | North Western, Solwezi                  |
| 797 | 13855-HQ-LPL | ZCCM IH Plc (100%)                 | PL   | Au, Cu, DIA                 | Active       | Active | 6/22/2010  | 6/21/2016   | 748.1254 km <sup>2</sup> | km <sup>2</sup>    | Northern, Chinsali                      |
| 798 | 13856-HQ-LPL | ZCCM IH Plc (100%)                 | PL   | Ag, Au, Cu, Mn              | Active       | Active | 6/22/2010  | 6/21/2016   | 79364.2100 ha            | ha                 | Northern, Chinsali, Mpika               |
| 799 | 13857-HQ-LPL | ZCCM IH Plc (100%)                 | PL   | Au, Cu, DIA                 | Active       | Active | 4/20/2010  | 4/19/2016   | 817.6119 km <sup>2</sup> | km <sup>2</sup>    | Northern, Chinsali, Mpika               |
| 800 | 13863-HQ-LPL | ZCCM IH Plc (100%)                 | PL   | Ag, Au, Cu, Mn              | Active       | Active | 6/22/2010  | 6/21/2016   | 32875.6400 ha            | ha                 | Central, Serenje                        |
| 801 | 13865-HQ-LPL | ZCCM IH Plc (100%)                 | PL   | Ag, Au, Cu, Mn              | Active       | Active | 4/20/2010  | 4/19/2016   | 187.8339 km <sup>2</sup> | km <sup>2</sup>    | Eastern, Chama                          |

| No  | Code         | Parties                                     | Type | Commodities                     | Status Group | Status              | Grant Date | Expiry Date | Area                     | Official Area Unit | Map Reference  |
|-----|--------------|---|------|---------------------------------|--------------|---------------------|------------|-------------|--------------------------|--------------------|--|
| 802 | 13871-HQ-LPL | ZCCM IH Plc (100%)                          | PL   | Ag, Au, Cu, Mn                  | Active       | Active              | 8/5/2011   | 8/4/2015    | 175.8905 km <sup>2</sup> | km <sup>2</sup>    | Central, Kapiri Mposhi   |
| 803 | 19913-HQ-LPL | Zejun Investment Limited (100%)             | PL   | Ag, Au, Co, Cu, Fe, Mn, Pb, Zn  | Active       | Active              | 4/8/2015   | 4/7/2017    | 19624.4444 ha            | ha                 | Copperbelt, Lufwanyama   |
| 804 | 14616-HQ-LPL | Zhongdi Mining Group Corp.Ltd (100%)        | PL   | Ag, Au, Co, COA, Cu, DIA, Fe, U | Active       | Active              | 1/4/2013   | 1/3/2017    | 52298.1300 ha            | ha                 | Copperbelt, Masaiti  |
| 805 | 14617-HQ-LPL | Zhongdi Mining Group Corp.Ltd (100%)        | PL   | Ag, Au, Co, COA, Cu, DIA, Fe, U | Active       | Active              | 1/4/2013   | 1/3/2015    | 86403.2700 ha            | ha                 | North Western, Chavuma, Zambezi  |
| 806 | 14618-HQ-LPL | Zhongdi Mining Group Corp.Ltd (100%)        | PL   | Ag, Au, Co, Cu, DIA, Fe, U      | Active       | Active              | 1/4/2013   | 1/3/2015    | 78504.5900 ha            | ha                 | North Western, Chavuma, Zambezi  |
| 807 | 15598-HQ-LPL | Zhonghe Investment Group Cooperation (100%) | PL   | Au, Co, Cu, DIA, Mn, Ni, Zn     | Active       | Active              | 1/4/2013   | 1/3/2015    | 91071.0400 ha            | ha                 | Northern, Kaputa   |
| 808 | 15599-HQ-LPL | Zhonghe Investment Group Cooperation (100%) | PL   | Au, Co, Cu, DIA, Mn, Ni, Zn     | Active       | Active              | 1/16/2012  | 1/15/2014   | 77901.0000 ha            | ha                 | Northern, Kaputa   |
| 809 | 15601-HQ-LPL | Zhonghe Investment Group Cooperation (100%) | PL   | Au, Co, Cu, DIA, Mn, Ni, Zn     | Active       | Active              | 2/25/2013  | 2/24/2015   | 79874.2000 ha            | ha                 | Northern, Kaputa   |
| 810 | 17717-HQ-LPL | Zhuofeng Mining Limited (100%)              | PL   | Au, Co, Cu                      | Active       | Active              | 5/17/2013  | 5/16/2015   | 10116.8400 ha            | ha                 | Central, Kapiri Mposhi, Mpongwe; Copperbelt, Mpongwe; North Western, Kasempa |
| 811 | 19767-HQ-LPL | Vale Zambia Limited (100%)                  | PL   | Ag, Au, Co, Cu, Fe, Ni, U       | Active       | Pending Abandonment | 9/11/2014  | 9/10/2016   | 989.2939 km <sup>2</sup> | km <sup>2</sup>    | Northern, Chinsali, Mungwi, Nakonde  |

| No  | Code         | Parties   | Type | Commodities                            | Status Group | Status              | Grant Date | Expiry Date | Area                     | Official Area Unit | Map Reference  |
|-----|--------------|---|------|--|--------------|---------------------|------------|-------------|--------------------------|--------------------|--|
| 812 | 19768-HQ-LPL | Vale Zambia Limited (100%)  | PL   | Ag, Au, Co, Cu, Fe, Ni, U              | Active       | Pending Abandonment | 9/11/2014  | 9/10/2016   | 631.5402 km <sup>2</sup> | km <sup>2</sup>    | Northern, Chinsali, Isoka, Nakonde   |
| 813 | 13091-HQ-LPL | Beatrice Musuwa (100%)  | PL   | Co, Cu, Mn, Pb, U, Zn                  | Active       | Pending Renewal     | 8/25/2009  | 8/24/2011   | 110.8529 km <sup>2</sup> | km <sup>2</sup>    |  |
| 814 | 16321-HQ-LPL | Blue Oceans Venture Zambia Ltd (100%)   | PL   | Co, Cu, DIA, Mn, REE                   | Active       | Pending Renewal     | 11/15/2012 | 11/14/2014  | 24811.1418 ha            | ha                 | Luapula, Samfya  |
| 815 | 15621-HQ-LPL | Blue Square Minerals(Zambia) Limited (100%)   | PL   | Ag, Au, Co, Cu, U                      | Active       | Pending Renewal     | 4/29/2011  | 4/28/2015   | 92890.4500 ha            | ha                 | North Western, Solwezi   |
| 816 | 18988-HQ-LPL | Borniface Ng'uni (100%)   | PL   | Au, Co, Cu, Pb, REE, Zn                | Active       | Pending Renewal     | 9/6/2013   | 9/5/2015    | 20317.6900 ha            | ha                 | Copperbelt, Lufwanyama, Mpongwe  |
| 817 | 19038-HQ-LPL | Bushbuck Resources Limited (100%)   | PL   | Ag, Au, Co, Cu, Fe, Mn, Mo, Ni, Pb, Zn | Active       | Pending Renewal     | 10/15/2013 | 10/14/2015  | 25626.5802 ha            | ha                 | Copperbelt, Lufwanyama, Mpongwe  |
| 818 | 19162-HQ-LPL | Bushbuck Resources Limited (100%)   | PL   | LST                                    | Active       | Pending Renewal     | 10/15/2013 | 10/14/2015  | 9076.7956 ha             | ha                 | Lusaka, Chongwe  |
| 819 | 12405-HQ-LPL | Chibote Mining Company Limited (100%)   | PL   | Ag, Au, Co, Cu                         | Active       | Pending Renewal     | 10/29/2008 | 10/28/2012  | 510.7083 km <sup>2</sup> | km <sup>2</sup>    | Copperbelt, Chingola, Kalulushi, Lufwanyama, Mpongwe; North Western, Solwezi |
| 820 | 15916-HQ-LPL | China Jiangxi corporation For International Economic and Technical Cooperation Zambia Mining Limited (100%) | PL   | Cu                                     | Active       | Pending Renewal     | 4/27/2011  | 4/26/2013   | 41088.7700 ha            | ha                 | North Western, Kasempa, Mufumbwe   |
| 821 | 15852-HQ-LPL | Chiteta Mining Company Ltd (100%)   | PL   | Ag, Au, REE                            | Active       | Pending Renewal     | 4/18/2012  | 4/17/2014   | 20486.7800 ha            | ha                 | Lusaka, Chongwe, Kafue   |

| No  | Code         | Parties                                   | Type | Commodities                                       | Status Group | Status          | Grant Date | Expiry Date | Area                     | Official Area Unit | Map Reference   |
|-----|--------------|---|------|---|--------------|-----------------|------------|-------------|--------------------------|--------------------|---|
| 822 | 8684-HQ-LPL  | Copper Zone Resources Ltd (0%)            | PL   | Au, Co, Cu  | Active       | Pending Renewal | 1/28/2010  | 1/27/2014   | 5721.1700 ha             | ha                 | North Western, Mwinilunga, Luamata                    |
| 823 | 12131-HQ-LPL | Copper Zone Resources Ltd (0%)            | PL   | Ag, Au, Co, Cu, Fe, GEM1, LST, U                  | Active       | Pending Renewal | 8/26/2010  | 8/26/2015   | 49321.6000 ha            | ha                 | North Western, Kabompo, Mufumbwe, Mwinilunga, Solwezi |
| 824 | 12132-HQ-LPL | Copper Zone Resources Ltd (0%)            | PL   | Ag, Au, Co, Cu, Fe, GEM, LST, U                   | Active       | Pending Renewal | 8/20/2010  | 8/19/2014   | 195.7036 km <sup>2</sup> | km <sup>2</sup>    | North Western, Mwinilunga                             |
| 825 | 14522-HQ-LPL | Copper Zone Resources Ltd (100%)          | PL   | Ag, Au, Co, Cu, Fe, U                             | Active       | Pending Renewal | 7/28/2010  | 7/27/2014   | 282.9914 km <sup>2</sup> | km <sup>2</sup>    | Central, Kabwe, Chipepo; Kapiri Mposhi                |
| 826 | 14824-HQ-LPL | Copper Zone Resources Ltd (100%)          | PL   | Ag, Au, Co, Cu, Fe, U                             | Active       | Pending Renewal | 7/28/2010  | 8/7/2015    | 854.8399 km <sup>2</sup> | km <sup>2</sup>    | North Western, Solwezi                                |
| 827 | 16054-HQ-LPL | Copper Zone Resources Ltd (100%)          | PL   | Ag, Au, Co, Cu, Fe, U, Zn                         | Active       | Pending Renewal | 5/2/2013   | 5/1/2015    | 54458.5800 ha            | ha                 | North Western, Kasempa                                |
| 828 | 13184-HQ-LPL | Dangote Quarries Zambia Limited (100%)    | PL   | LST   | Active       | Pending Renewal | 3/17/2009  | 3/16/2011   | 9.4065 km <sup>2</sup>   | km <sup>2</sup>    | Copperbelt, Masaiti, Ndola                            |
| 829 | 16007-HQ-LPL | Dimitri Mining Limited (100%)             | PL   | Ag, Au, Co, COA, Cu, DIA, Ni, Pt, REE, Sn         | Active       | Pending Renewal | 7/25/2011  | 7/24/2013   | 87.2583 km <sup>2</sup>  | km <sup>2</sup>    | North Western, Solwezi                                |
| 830 | 13839-HQ-LPL | Donzam Investements Zambia Limited (100%) | PL   | Ag, Au, Co, Cu, Mn, Ni, U                         | Active       | Pending Renewal | 9/20/2010  | 9/19/2014   | 12483.8400 ha            | ha                 | Copperbelt, Chingola                                  |
| 831 | 16748-HQ-LPL | E & S Ventures Limited (100%)             | PL   | Ag, Au, Bi, Co, Cu, Mn, Mo, Ni, Pb, Sn, Ta, U, Zn | Active       | Pending Renewal | 12/5/2012  | 12/4/2014   | 38911.8500 ha            | ha                 | Central, Mumbwa; North Western, Kasempa               |

| No  | Code         | Parties                                       | Type | Commodities                            | Status Group | Status          | Grant Date | Expiry Date | Area                     | Official Area Unit | Map Reference  |
|-----|--------------|---|------|--|--------------|-----------------|------------|-------------|--------------------------|--------------------|--|
| 832 | 14248-HQ-LPL | Emmanuel Chungu.K (100%)                      | PL   | Au, Co, Cu, Fe, Mn                     | Active       | Pending Renewal | 8/28/2012  | 8/27/2014   | 153.0642 km <sup>2</sup> | km <sup>2</sup>    | Luapula, Mansa   |
| 833 | 15363-HQ-LPL | Epimax Mining Limited (100%)                  | PL   | Ag, Au, Co, Cu, DIA, Fe, Mn, Sn, U, Zn | Active       | Pending Renewal | 6/13/2011  | 6/12/2013   | 62669.3000 ha            | ha                 | North Western, Solwezi                                 |
| 834 | 8685-HQ-LPL  | Equinox Zambia Limited (100%)                 | PL   | Cu                                     | Active       | Pending Renewal | 8/8/2011   | 8/7/2015    | 48517.8100 ha            | ha                 | Central, Kapiri Mposhi, Mumbwa; North Western, Kasempa |
| 835 | 8584-HQ-LPL  | Euro Africa Kalengwa Mines Limited (100%)     | PL   | Ag, Au, Co, Cu, DIA, Fe                | Active       | Pending Renewal | 11/2/2007  | 11/1/2011   | 967.5301 km <sup>2</sup> | km <sup>2</sup>    | North Western, Mufumbwe                                |
| 836 | 13740-HQ-LPL | Falling Star Investments Limited (100%)       | PL   | Au, Co, Cu, Fe                         | Active       | Pending Renewal | 1/28/2010  | 1/27/2012   | 45612.0700 ha            | ha                 | Northern, Mpika  |
| 837 | 13302-HQ-LPL | Gan Xin Mining and Resources Limited (100%)   | PL   | Au, Bi, Cu, Fe, Ni                     | Active       | Pending Renewal | 8/4/2009   | 8/3/2015    | 16973.0202 ha            | ha                 | Eastern, Chadiza                                       |
| 838 | 18066-HQ-LPL | GTJ Mining Limited (100%)                     | PL   | Co, Cu, LST                            | Active       | Pending Renewal | 3/1/2013   | 2/28/2015   | 13728.5633 ha            | ha                 | Eastern, Nyimba  |
| 839 | 16760-HQ-LPL | Infinity Minerals and Resources Ltd (100%)    | PL   | Cu                                     | Active       | Pending Renewal | 12/4/2012  | 12/3/2014   | 43251.4404 ha            | ha                 | North Western, Kabompo, Mwinilunga                     |
| 840 | 13030-HQ-LPL | Innovative Mining Limited (100%)              | PL   | Co, Cu, Fe, Mn, Ti, Zn                 | Active       | Pending Renewal | 3/10/2012  | 3/9/2014    | 52590.1600 ha            | ha                 | Luapula, Luwingu, Mansa, Samfya; Northern, Luwingu     |
| 841 | 15817-HQ-LPL | Jack Joseph Stuart (100%)                     | PL   | Mn                                     | Active       | Pending Renewal | 5/3/2012   | 5/2/2014    | 47737.2911 ha            | ha                 | Luapula, Mansa, Milenge                                |
| 842 | 12967-HQ-LPL | Jilin Nonferrous Mining zambia Limited (100%) | PL   | Au, Cu, Mn                             | Active       | Pending Renewal | 11/7/2008  | 11/6/2014   | 2251.8757 ha             | ha                 | Eastern, Petauke                                       |

| No  | Code         | Parties   | Type | Commodities                            | Status Group | Status          | Grant Date | Expiry Date | Area                     | Official Area Unit | Map Reference  |
|-----|--------------|---|------|--|--------------|-----------------|------------|-------------|--------------------------|--------------------|--|
| 843 | 13777-HQ-LPL | Jilin Nonferrous Mining zambia Limited (100%)       | PL   | Ag, Au, Co, Cu, Mn, Ni, U              | Active       | Pending Renewal | 9/18/2009  | 9/17/2015   | 43.7203 km <sup>2</sup>  | km <sup>2</sup>    |  |
| 844 | 18723-HQ-LPL | Jin Africa Limited (100%)                           | PL   | Ag, Au, Bi, Cu, Fe, Mn, Pb, Sn, W, Zn  | Active       | Pending Renewal | 7/31/2013  | 7/30/2015   | 45430.8200 ha            | ha                 | North Western, Kasempa, Solwezi                      |
| 845 | 17061-HQ-LPL | Jindal Zambia Limited (100%)                        | PL   | Cu, Mn                                 | Active       | Pending Renewal | 5/17/2013  | 5/16/2015   | 97604.3200 ha            | ha                 | Central, Chibombo, Chongwe; Lusaka, Chongwe          |
| 846 | 19198-HQ-LPL | K.P.R Investments Limited (100%)                    | PL   | Ag, Au, Co, Cu, Fe, Mn, Mo, Ni, Pb, Zn | Active       | Pending Renewal | 10/14/2013 | 10/13/2015  | 14151.6800 ha            | ha                 | Central, Kapiri Mposhi, Mpongwe; Copperbelt, Mpongwe |
| 847 | 15654-HQ-LPL | Kate King investments Limited (100%)                | PL   | Au, Co, Cu, Fe, Ni, U                  | Active       | Pending Renewal | 6/28/2012  | 6/27/2014   | 224.7831 km <sup>2</sup> | km <sup>2</sup>    | Eastern, Chadiza                                     |
| 848 | 13518-HQ-LPL | Kaveri Mining Limited (100%)                        | PL   | Co, Cu, Mn, Pb, Zn                     | Active       | Pending Renewal | 6/29/2010  | 6/28/2014   | 211.5848 km <sup>2</sup> | km <sup>2</sup>    | Luapula, Mansa, Mwense                               |
| 849 | 12968-HQ-LPL | Long jiang Non-Ferrous Mining Zambia Limited (100%) | PL   | Co, Cu, Mn, Pb, Zn                     | Active       | Pending Renewal | 11/7/2009  | 11/6/2011   | 144.7824 km <sup>2</sup> | km <sup>2</sup>    | Copperbelt, Mkushi, Mkushi                           |
| 850 | 14027-HQ-LPL | Lufilian Mining Limited (100%)                      | PL   |  | Active       | Pending Renewal | 7/29/2010  | 7/28/2014   | 49152.6300 ha            | ha                 | North Western, Kabompo                               |
| 851 | 16595-HQ-LPL | Mandlethu (Z) Ltd (100%)                            | PL   | Au, Co, Cu, Fe, Mn                     | Active       | Pending Renewal | 2/8/2013   | 2/7/2015    | 13502.0300 ha            | ha                 | Copperbelt, Mufulira                                 |
| 852 | 15802-HQ-LPL | Mass Mining Contractors Ltd (100%)                  | PL   | Ag, Cu, Fe, Mn                         | Active       | Pending Renewal | 11/19/2012 | 11/18/2014  | 27333.8600 ha            | ha                 | Luapula  |
| 853 | 16478-HQ-LPL | Metalco Industries Company Limited (100%)           | PL   | Ag, Au, Co, Cu                         | Active       | Pending Renewal | 6/28/2012  | 6/27/2014   | 74868.6000 ha            | ha                 | Central, Mumbwa                                      |

| No  | Code         | Parties                           | Type | Commodities                               | Status Group | Status          | Grant Date | Expiry Date | Area          | Official Area Unit | Map Reference  |
|-----|--------------|-----------------------------------|------|---|--------------|-----------------|------------|-------------|---------------|--------------------|--|
| 854 | 8698-HQ-LPL  | Mlongoti Gilbert Sinjani (100%)   | PL   | Au, Co, Cu                                | Active       | Pending Renewal | 10/6/2011  | 10/5/2013   | 21969.5600 ha | ha                 | Central, Kapiri Mposhi, Mkushi                             |
| 855 | 17186-HQ-LPL | Pagoya Enterprises Limited (100%) | PL   | GRT                                       | Active       | Pending Renewal | 3/5/2013   | 3/4/2015    | 1284.4267 ha  | ha                 | Lusaka, Kafue  |
| 856 | 15756-HQ-LPL | Samtrade Limited (100%)           | PL   | Co, Cu, LST, Mn, Pb, U, Zn                | Active       | Pending Renewal | 10/20/2011 | 10/19/2013  | 3055.3400 ha  | ha                 | Copperbelt, Masaiti, Ndola                                 |
| 857 | 8435-HQ-LPL  | Sandulula Mining Limited (100%)   | PL   | Au, Cu, Pt                                | Active       | Pending Renewal | 2/22/2011  | 2/21/2013   | 51838.3100 ha | ha                 | Northern, Mporokoso  |
| 858 | 15988-HQ-LPL | Sino West Mining Company (100%)   | PL   | Ag, Co, Cu, Mn                            | Active       | Pending Renewal | 6/23/2011  | 6/22/2015   | 2356.0552 ha  | ha                 | Central, Serenje   |
| 859 | 18106-HQ-LPL | Stork-LL Resources Limited (100%) | PL   | Cu, Mn                                    | Active       | Pending Renewal | 3/5/2013   | 3/4/2015    | 4610.0100 ha  | ha                 | Luapula, Mansa   |
| 860 | 17521-HQ-LPL | Temson Sichone (100%)             | PL   | Au, Cu, Fe, Mn                            | Active       | Pending Renewal | 5/8/2013   | 5/7/2015    | 1763.1600 ha  | ha                 | Central, Mkushi  |
| 861 | 17139-HQ-LPL | Tornado Investment Co. Ltd (100%) | PL   | Au, Co, Cu, Fe, Mn, Ni, Zn                | Active       | Pending Renewal | 5/30/2013  | 5/29/2015   | 43248.9000 ha | ha                 | Lusaka, Luangwa  |
| 862 | 17758-HQ-LPL | Tritech Services Ltd (100%)       | PL   | Ag, Au, Co, Cu, U                         | Active       | Pending Renewal | 2/12/2013  | 2/11/2015   | 1240.7400 ha  | ha                 | North Western, Solwezi                                     |
| 863 | 16986-HQ-LPL | Waterbuck Resources Ltd (100%)    | PL   | Ag, Au, Co, Cu, Fe, Mn, Mo, Ni, Pb, U, Zn | Active       | Pending Renewal | 12/14/2012 | 12/13/2014  | 1100.2777 ha  | ha                 | North Western, Solwezi                                     |
| 864 | 16625-HQ-LPL | Welberg Mining Company Ltd (100%) | PL   | Ag, Au, Co, Cu, DIA, Pb, Zn               | Active       | Pending Renewal | 10/18/2012 | 10/17/2014  | 13496.9084 ha | ha                 | Central, Chongwe, Mkushi; Eastern, Nyimba; Lusaka, Chongwe |
| 865 | 16626-HQ-LPL | Welberg Mining Company Ltd (100%) | PL   | Au, DIA                                   | Active       | Pending Renewal | 10/18/2012 | 10/17/2014  | 1845.1619 ha  | ha                 | Eastern, Nyimba  |
| 866 | 16627-HQ-LPL | Welberg Mining Company Ltd (100%) | PL   | Au  | Active       | Pending Renewal | 10/18/2012 | 10/17/2014  | 1328.7015 ha  | ha                 | Central, Mkushi  |

| No  | Code         | Parties  | Type | Commodities                | Status Group | Status          | Grant Date | Expiry Date | Area                    | Official Area Unit | Map Reference                                  |
|-----|--------------|--|------|----------------------------|--------------|-----------------|------------|-------------|-------------------------|--------------------|--|
| 867 | 16521-HQ-LPL | West Lunga Mining Limited (100%)                     | PL   | Ag, Al, Cu                 | Active       | Pending Renewal | 4/20/2012  | 4/19/2014   | 51303.1000 ha           | ha                 | North Western, Kabompo                         |
| 868 | 15573-HQ-LPL | Xiangguang Mining Zambia Ltd (100%)                  | PL   | Au, Cu, DIA                | Active       | Pending Renewal | 3/17/2011  | 3/16/2013   | 3860.7507 ha            | ha                 | Eastern, Lundazi                               |
| 869 | 8634-HQ-LPL  | Yathu Engineering Limited (100%)                     | PL   | Cu                         | Active       | Pending Renewal | 4/23/2010  | 4/22/2012   | 24317.8666 ha           | ha                 | Central, Mumbwa; Southern, Itezhi Tezhi        |
| 870 | 16536-HQ-LPL | Zambia Golden Sun Resources Holding Ltd (100%)       | PL   | Au, Co, Cu, Ni             | Active       | Pending Renewal | 6/26/2012  | 6/25/2014   | 28717.1900 ha           | ha                 | Copperbelt, Mpongwe                            |
| 871 | 16545-HQ-LPL | Zambian Golden Sun Resources Holdings Limited (100%) | PL   | Ag, Au, Cu, P, Pb, W       | Active       | Pending Renewal | 7/9/2012   | 7/8/2014    | 89709.1600 ha           | ha                 | Eastern, Petauke                               |
| 872 | 16524-HQ-LPL | Zambian Index Resources Holdings Ltd (100%)          | PL   | Ag, Au, Cu                 | Active       | Pending Renewal | 4/16/2012  | 4/15/2014   | 41422.3200 ha           | ha                 | North Western, Kasempa                         |
| 873 | 16644-HQ-LPL | Zambian Index Resources Holdings Ltd (100%)          | PL   | Au, Co, Cu, Fe, Ni, Zn     | Active       | Pending Renewal | 6/28/2012  | 6/27/2014   | 30206.2200 ha           | ha                 | Central, Mumbwa                                |
| 874 | 16681-HQ-LPL | Zambian Jingyue Mining Investments Limited (100%)    | PL   | Au, Co, Cu, Mn, Ni, Zn     | Active       | Pending Renewal | 11/22/2012 | 11/21/2014  | 56035.5200 ha           | ha                 | Central, Chongwe, Mkushi; Lusaka, Chongwe      |
| 875 | 16572-HQ-LPL | Zambian Kuangyang Resources Holdings Ltd (100%)      | PL   | Ag, Au, Co, Cu, Fe, Ni, Zn | Active       | Pending Renewal | 7/5/2012   | 7/4/2014    | 16064.3400 ha           | ha                 | Copperbelt, Chingola, Lufwanyama               |
| 876 | 12066-HQ-LPL | Zambian Louking Mining Company Limited (100%)        | PL   | Co, Cu, Fe, Ni, U          | Active       | Pending Renewal | 10/8/2009  | 10/7/2015   | 96.3691 km <sup>2</sup> | km <sup>2</sup>    | Copperbelt, Lufwanyama; North Western, Solwezi |
| 877 | 12889-HQ-LPL | Zambian Louking Mining Company Limited (100%)        | PL   | Au, Co, Cu, Fe, Ni, U      | Active       | Pending Renewal | 12/22/2008 | 12/21/2014  | 8668.6300 ha            | ha                 | Copperbelt                                     |



| No  | Code         | Parties   | Type | Commodities                           | Status Group | Status           | Grant Date | Expiry Date | Area                     | Official Area Unit | Map Reference  |
|-----|--------------|---|------|---------------------------------------|--------------|------------------|------------|-------------|--------------------------|--------------------|--|
| 878 | 18708-HQ-LPL | Zambian North Mining Corporation Limited (100%) | PL   | Au, Cu, Mn, Zn                        | Active       | Pending Renewal  | 5/13/2013  | 5/12/2015   | 7769.0800 ha             | ha                 | North Western, Mufumbwe                                    |
| 879 | 18172-HQ-LPL | David Kafula Mwila (100%)                       | PL   | Au, Cu, Mn, Pb                        | Active       | Pending Transfer | 3/27/2013  | 3/26/2015   | 57851.0700 ha            | ha                 | Central, Mkushi, Serenje                                   |
| 880 | 17083-HQ-LPL | Fresh Dew Investment Company Limited (100%)     | PL   | Au, Co, Cu, Fe, Mn, Ni, Zn            | Active       | Pending Transfer | 6/20/2013  | 6/19/2015   | 14736.2400 ha            | ha                 | Copperbelt, Chililabombwe, Chingola                        |
| 881 | 18162-HQ-LPL | GN Mining Ltd (100%)                            | PL   | Ag, Au, Co, Cu, Pb, U, Zn             | Active       | Pending Transfer | 12/4/2012  | 12/3/2014   | 63520.2700 ha            | ha                 | North Western, Kasempa, Solwezi                            |
| 882 | 17938-HQ-LPL | GTJ Mining Limited (100%)                       | PL   | Co, Cu, Mn, Zn                        | Active       | Pending Transfer | 9/5/2013   | 9/4/2015    | 21874.9300 ha            | ha                 | Southern, Kalomo, Sinazongwe                               |
| 883 | 15118-HQ-LPL | Ofia Investments Limited (100%)                 | PL   | Ag, Au, Co, Cu, Fe, Ni, Pb, Sn, U, Zn | Active       | Pending Transfer | 11/5/2010  | 11/4/2016   | 627.3613 km <sup>2</sup> | km <sup>2</sup>    | North Western, Mwinilunga, Solwezi                         |
| 884 | 15119-HQ-LPL | Ofia Investments Limited (100%)                 | PL   | Ag, Au, Co, Cu, Fe, Pb, Sn, U, Zn     | Active       | Pending Transfer | 11/5/2010  | 11/4/2016   | 44550.9200 ha            | ha                 | North Western, Mwinilunga, Solwezi                         |
| 885 | 12046-HQ-LPL | Shephard Moon Zambia Limited (100%)             | PL   | Au                                    | Active       | Pending Transfer | 8/24/2009  | 8/23/2015   | 160.3033 km <sup>2</sup> | km <sup>2</sup>    | Central, Chongwe, Mkushi; Eastern, Nyimba; Lusaka, Chongwe |
| 886 | 16956-HQ-LPL | Uni-Source Investments LTD (100%)               | PL   | Ag, Au, Co, Cu, Fe, Mn, Ni, Zn        | Active       | Pending Transfer | 11/22/2012 | 11/21/2016  | 245.9063 km <sup>2</sup> | km <sup>2</sup>    | Copperbelt, Mpongwe  |

| No  | Code         | Parties                                     | Type | Commodities           | Status Group | Status | Grant Date | Expiry Date | Area        | Official Area Unit | Map Reference           |
|-----|--------------|---|------|-----------------------|--------------|--------|------------|-------------|-------------|--------------------|-------------------------|
| 887 | 17756-HQ-SPP |   | PP   | Au, Co, Cu, DIA       | Active       | Active | 5/29/2013  | 5/28/2018   | 986.3900 ha | ha                 | North Western, Mufumbwe |
| 888 | 14163-HQ-SPP | Ackim Simbeye (100%)                        | PP   | SIL                   | Active       | Active | 11/5/2012  | 11/4/2017   | 66.7500 ha  | ha                 | Copperbelt, Mufulira    |
| 889 | 16350-HQ-SPP | Afro Dynamics Limited (100%)                | PP   | LST, STN              | Active       | Active | 3/5/2013   | 3/4/2018    | 86.6900 ha  | ha                 | Copperbelt, Masaiti     |
| 890 | 16126-HQ-SPP | Aggregate Limited (100%)                    | PP   | AL1                   | Active       | Active | 9/5/2011   | 9/4/2016    | 97.7600 ha  | ha                 | Southern, Kazungula     |
| 891 | 16394-HQ-SPP | Akumone Enterprises (100%)                  | PP   | SDG                   | Active       | Active | 7/5/2012   | 7/4/2017    | 53.3400 ha  | ha                 | Copperbelt, Ndola       |
| 892 | 18554-HQ-SPP | Albertina Mwansa Kashiba (100%)             | PP   | Ag, Au, Co, Cu, Fe    | Active       | Active | 5/28/2013  | 5/27/2018   | 748.9900 ha | ha                 | North Western, Solwezi  |
| 893 | 17863-HQ-SPP | Ald Plant and Fleet Management Ltd (100%)   | PP   | GRF                   | Active       | Active | 5/21/2013  | 5/20/2018   | 32.9300 ha  | ha                 | Lusaka, Kafue           |
| 894 | 20160-HQ-SPP | Alex Nchimunya Chookwa (100%)               | PP   | Cu, Mn                | Active       | Active | 2/24/2015  | 2/23/2020   | 562.8721 ha | ha                 | Luapula, Mansa          |
| 895 | 18522-HQ-SPP | Alfred Zulu (100%)                          | PP   | Au, Co, Cu, MS, Ni, U | Active       | Active | 3/4/2013   | 3/3/2018    | 26.7500 ha  | ha                 | North Western, Solwezi  |
| 896 | 14367-HQ-SPP | Alice Mambwe Chabuka (100%)                 | PP   | Fe, Mn                | Active       | Active | 12/27/2011 | 12/26/2016  | 400.7300 ha | ha                 | Central, Chibombo       |
| 897 | 15104-HQ-SPP | Alice Mambwe Chabuka (100%)                 | PP   | Au, Fe, Mn            | Active       | Active | 11/24/2010 | 11/23/2015  | 182.8500 ha | ha                 | Central, Serenje        |
| 898 | 18989-HQ-SPP | Alice Mambwe Chabuka (100%)                 | PP   | GRT, Mn               | Active       | Active | 10/9/2013  | 10/8/2018   | 590.2900 ha | ha                 | Central, Serenje        |
| 899 | 17695-HQ-SPP | Amaka Yakwa Lesa Import & Export Ltd (100%) | PP   | Co, Cu, Mn            | Active       | Active | 11/10/2014 | 11/9/2019   | 405.6200 ha | ha                 | Luapula, Mansa          |
| 900 | 16649-HQ-SPP | Ameys Property Developers Limited (100%)    | PP   | LST                   | Active       | Active | 11/19/2012 | 11/18/2017  | 85.7500 ha  | ha                 | Lusaka, Kafue           |
| 901 | 20161-HQ-SPP | Ameys Property Developers Limited (100%)    | PP   | DOL, GRT              | Active       | Active | 1/7/2015   | 1/6/2020    | 9.8951 ha   | ha                 | Lusaka, Kafue           |
| 902 | 20162-HQ-SPP | Ameys Property Developers Limited (100%)    | PP   | DOL, GRT, LST         | Active       | Active | 2/13/2015  | 2/12/2020   | 286.9458 ha | ha                 | Lusaka, Kafue           |
| 903 | 19511-HQ-SPP | Ameys Property Developers Ltd (100%)        | PP   | DOL, LST, STN         | Active       | Active | 3/24/2014  | 3/23/2019   | 326.4422 ha | ha                 | Lusaka, Chongwe         |

| No  | Code         | Parties  | Type | Commodities        | Status Group | Status | Grant Date | Expiry Date | Area                   | Official Area Unit | Map Reference             |
|-----|--------------|--|------|--------------------|--------------|--------|------------|-------------|------------------------|--------------------|---------------------------|
| 904 | 19745-HQ-SPP | Andrew Costa Kalubeni Mututubanya (100%)         | PP   |                    | Active       | Active | 8/11/2014  | 8/10/2019   | 251.1529 ha            | ha                 | North Western, Solwezi    |
| 905 | 19363-HQ-SPP | Andrew Mulusa (100%)                             | PP   | GRT, LST, STN1     | Active       | Active | 8/1/2014   | 7/31/2019   |                        | ha                 | North Western, Solwezi    |
| 906 | 19992-HQ-SPP | Andrew Mulusa (100%)                             | PP   | GRT, LST           | Active       | Active | 10/27/2014 | 10/26/2019  | 102.2555 ha            | ha                 | Lusaka, Kafue             |
| 907 | 17740-HQ-SPP | Ascent Stone Industry Ltd (100%)                 | PP   | GRT, MBL           | Active       | Active | 5/10/2013  | 5/9/2018    | 98.9800 ha             | ha                 | Lusaka, Kafue             |
| 908 | 16670-HQ-SPP | Axion Consultancy (Africa) Zambia Limited (100%) | PP   | Au, Co, Cu, Fe, Mn | Active       | Active | 1/3/2013   | 1/2/2018    | 216.5627 ha            | ha                 | North Western, Mufumbwe   |
| 909 | 16795-HQ-SPP | Bakwalufu Enterprises Ltd (100%)                 | PP   | Co, Cu, Fe, Mn     | Active       | Active | 7/4/2013   | 7/3/2018    | 438.6500 ha            | ha                 | North Western, Mufumbwe   |
| 910 | 18753-HQ-SPP | BASALT QUARRIES LTD (100%)                       | PP   | Cu, GRT, LST       | Active       | Active | 9/19/2013  | 9/18/2018   | 992.1000 ha            | ha                 | Southern, Kalomo          |
| 911 | 18139-HQ-SPP | Base Metal Resources Limited (100%)              | PP   | DOL, LST           | Active       | Active | 1/24/2013  | 1/23/2018   | 654.5200 ha            | ha                 | North Western, Solwezi    |
| 912 | 18140-HQ-SPP | Base Metal Resources Limited (100%)              | PP   | DOL, LST           | Active       | Active | 3/4/2013   | 3/3/2018    | 948.4600 ha            | ha                 | North Western, Solwezi    |
| 913 | 20046-HQ-SPP | Basic Stone Investments Limited (100%)           | PP   | Au, Co, Cu         | Active       | Active | 12/2/2014  | 12/1/2019   | 4.0478 km <sup>2</sup> | km <sup>2</sup>    | North Western, Mwinilunga |
| 914 | 16904-HQ-SPP | Bendu Transport Limited (100%)                   | PP   | SIL                | Active       | Active | 10/14/2013 | 10/13/2018  | 66.6800 ha             | ha                 | Copperbelt, Ndola         |
| 915 | 18437-HQ-SPP | Bengemor Mining Ltd (100%)                       | PP   | Au, Cu, Fe, Mn     | Active       | Active | 7/31/2013  | 7/30/2018   | 964.5200 ha            | ha                 | Northern, Mpika           |
| 916 | 18438-HQ-SPP | Bengemor Mining Ltd (100%)                       | PP   | Au, Cu, Fe, Mn     | Active       | Active | 5/13/2013  | 5/12/2018   | 964.5500 ha            | ha                 | Northern, Mpika           |

| No  | Code         | Parties  | Type | Commodities             | Status Group | Status | Grant Date | Expiry Date | Area                   | Official Area Unit | Map Reference                     |
|-----|--------------|--|------|-------------------------|--------------|--------|------------|-------------|------------------------|--------------------|-----------------------------------|
| 917 | 18494-HQ-SPP | Bengemor Mining Ltd (100%)                     | PP   | Au, Cu, Fe, Mn          | Active       | Active | 6/4/2013   | 6/3/2018    | 967.4500 ha            | ha                 | Central, Serenje; Northern, Mpika |
| 918 | 18495-HQ-SPP | Bengemor Mining Ltd (100%)                     | PP   | Au, Cu, Fe, Mn          | Active       | Active | 6/4/2013   | 6/3/2018    | 964.3200 ha            | ha                 | Northern, Mpika                   |
| 919 | 18496-HQ-SPP | Bengemor Mining Ltd (100%)                     | PP   | Au, Cu, Fe, Mn          | Active       | Active | 7/31/2013  | 7/30/2018   | 964.4000 ha            | ha                 | Northern, Mpika                   |
| 920 | 19322-HQ-SPP | Best Quarry Limited (100%)                     | PP   | DOL, GRT, LAT, LST, SDG | Active       | Active | 1/8/2014   | 1/7/2019    | 59.4151 ha             | ha                 | Central, Chibombo                 |
| 921 | 19510-HQ-SPP | Betty Tembo (100%)                             | PP   | Au, Bi, Cu, Fe, KYN, Ni | Active       | Active | 4/22/2014  | 4/21/2019   | 595.1685 ha            | ha                 | Lusaka, Chongwe                   |
| 922 | 14155-HQ-SPP | Black Horse Limited (100%)                     | PP   | Cu                      | Active       | Active | 10/15/2010 | 10/14/2015  | 522.2100 ha            | ha                 |                                   |
| 923 | 19621-HQ-SPP | Blue Dream Investment Limited (100%)           | PP   | DOL, GRT, LAT, LST, STN | Active       | Active | 8/8/2014   | 8/7/2019    | 2.2430 km <sup>2</sup> | km <sup>2</sup>    | Lusaka, Kafue                     |
| 924 | 19396-HQ-SPP | Blue Ocean Minerals and Metals Limited (100%)  | PP   | Co, Cu, Fe, Mn          | Active       | Active | 5/29/2014  | 5/28/2019   | 484.0440 ha            | ha                 | Luapula, Samfya                   |
| 925 | 19397-HQ-SPP | Blue Ocean Minerals and Metals Limited (100%)  | PP   | Co, Cu, Fe, Mn          | Active       | Active | 5/29/2014  | 5/28/2019   | 447.0311 ha            | ha                 | Luapula, Samfya                   |
| 926 | 19398-HQ-SPP | Blue Ocean Minerals and Metals Limited (100%)  | PP   | Co, Cu, Fe, Mn          | Active       | Active | 5/29/2014  | 5/28/2019   | 403.3387 ha            | ha                 | Luapula, Samfya                   |
| 927 | 19399-HQ-SPP | Blue Ocean Minerals and Metals Limited (100%)  | PP   | Co, Cu, Fe, Mn          | Active       | Active | 5/29/2014  | 5/28/2019   | 557.9995 ha            | ha                 | Luapula, Samfya                   |
| 928 | 16065-HQ-SPP | Blue Oceans Minerals and Metals Limited (100%) | PP   | Au, Co, Cu, Fe, Mn      | Active       | Active | 8/11/2011  | 8/10/2016   | 255.1400 ha            | ha                 | Luapula, Mansa, Samfya            |
| 929 | 16066-HQ-SPP | Blue Oceans Minerals and Metals Limited (100%) | PP   | Co, Cu, Fe, Mn          | Active       | Active | 8/11/2011  | 8/10/2016   | 369.2800 ha            | ha                 | Luapula, Mansa                    |
| 930 | 20111-HQ-SPP | Bountiful Blessings Investment Limited (100%)  | PP   | LAT, STN                | Active       | Active | 2/13/2015  | 2/12/2020   | 300.7284 ha            | ha                 | North Western, Solwezi            |
| 931 | 14366-HQ-SPP | Bresmar Investment Ltd (100%)                  | PP   | GRT                     | Active       | Active | 12/6/2010  | 12/5/2015   | 50.1500 ha             | ha                 |                                   |

| No  | Code         | Parties                                  | Type | Commodities         | Status Group | Status | Grant Date | Expiry Date | Area        | Official Area Unit | Map Reference                  |
|-----|--------------|--|------|---------------------|--------------|--------|------------|-------------|-------------|--------------------|--------------------------------|
| 932 | 16071-HQ-SPP | Bristdan Mining Limited (100%)           | PP   | Au, Co, Cu, Mn, Ni  | Active       | Active | 5/11/2012  | 5/10/2017   | 991.0800 ha | ha                 | Copperbelt, Mkushi, Mkushi     |
| 933 | 19080-HQ-SPP | BUK Truck Parts Limited (100%)           | PP   | GRT, LST            | Active       | Active | 9/4/2013   | 9/3/2018    | 395.9900 ha | ha                 | Central, Chibombo              |
| 934 | 20011-HQ-SPP | BUK Truck Parts Limited (100%)           | PP   | GRT, LST            | Active       | Active | 10/28/2014 | 10/27/2019  | 16.5007 ha  | ha                 | Central, Chibombo              |
| 935 | 18869-HQ-SPP | Caisada Mining Company Limited (100%)    | PP   | Au, Cu, Fe, Zn      | Active       | Active | 3/3/2014   | 3/2/2019    | 447.3100 ha | ha                 | Central, Mkushi                |
| 936 | 18870-HQ-SPP | Caisada Mining Company Limited (100%)    | PP   | Au, Cu, Fe, Zn      | Active       | Active | 3/3/2014   | 3/2/2019    | 971.2800 ha | ha                 | Central, Chibombo              |
| 937 | 18871-HQ-SPP | Caisada Mining Company Limited (100%)    | PP   | Au, Co, Cu, Fe      | Active       | Active | 3/3/2014   | 3/2/2019    | 665.9500 ha | ha                 | Central, Kapiri Mposhi, Mkushi |
| 938 | 18872-HQ-SPP | Caisada Mining Company Limited (100%)    | PP   | Au, Co, Cu, Fe      | Active       | Active | 3/3/2014   | 3/2/2019    | 768.7400 ha | ha                 | Central, Kapiri Mposhi, Mkushi |
| 939 | 18873-HQ-SPP | Caisada Mining Company Limited (100%)    | PP   | Au, Co, Cu, Fe      | Active       | Active | 3/3/2014   | 3/2/2019    | 182.2900 ha | ha                 | Central, Mkushi                |
| 940 | 16234-HQ-SPP | Cannan Oil Exploration Mining Ltd (100%) | PP   | Cu                  | Active       | Active | 9/2/2011   | 9/1/2016    | 398.9500 ha | ha                 | North Western, Mwinilunga      |
| 941 | 16235-HQ-SPP | Cannan Oil Exploration Mining Ltd (100%) | PP   | Cu                  | Active       | Active | 9/2/2011   | 9/1/2016    | 388.9300 ha | ha                 | North Western, Mwinilunga      |
| 942 | 16236-HQ-SPP | Cannan Oil Exploration Mining Ltd (100%) | PP   | Cu                  | Active       | Active | 9/2/2011   | 9/1/2016    | 382.2100 ha | ha                 | North Western, Mwinilunga      |
| 943 | 19733-HQ-SPP | Carlos Hamakala (100%)                   | PP   | Sn                  | Active       | Active | 8/21/2014  | 8/20/2019   | 509.2057 ha | ha                 | Southern, Choma                |
| 944 | 19066-HQ-SPP | HALO BANTU MPCS LIMITED (100%)           | PP   | Cu                  | Active       | Active | 2/28/2014  | 2/27/2019   | 39.7900 ha  | ha                 | Central, Kapiri Mposhi         |
| 945 | 19369-HQ-SPP | Champs Quarry Limited (100%)             | PP   | Au, Co, LST, Mn, Zn | Active       | Active | 4/17/2014  | 4/16/2019   | 993.5300 ha | ha                 | Central, Chibombo              |

| No  | Code         | Parties                                     | Type | Commodities             | Status Group | Status | Grant Date | Expiry Date | Area                   | Official Area Unit | Map Reference            |
|-----|--------------|---|------|-------------------------|--------------|--------|------------|-------------|------------------------|--------------------|--------------------------|
| 946 | 19370-HQ-SPP | Champs Quarry Limited (100%)                | PP   | Co, Cu, LST, Mn, Zn     | Active       | Active | 4/17/2014  | 4/16/2019   | 986.9300 ha            | ha                 | Central, Chibombo        |
| 947 | 19123-HQ-SPP | Charizma Enterprises Limited (100%)         | PP   | LST                     | Active       | Active | 9/10/2013  | 9/9/2018    | 46.1742 ha             | ha                 | Lusaka, Kafue            |
| 948 | 19148-HQ-SPP | Charizma Enterprises Limited (100%)         | PP   | LST                     | Active       | Active | 1/24/2014  | 1/23/2019   | 989.6900 ha            | ha                 | Lusaka, Kafue            |
| 949 | 19366-HQ-SPP | Charizma Enterprises Limited (100%)         | PP   | Au, Co, Cu, LST, Mn, Zn | Active       | Active | 12/15/2014 | 12/14/2019  |                        | ha                 | Central, Chibombo        |
| 950 | 15914-HQ-SPP | Charles Akufuna Wamulwange (100%)           | PP   | CLY                     | Active       | Active | 6/26/2012  | 6/25/2017   | 80.0200 ha             | ha                 | Copperbelt, Ndola        |
| 951 | 18046-HQ-SPP | Chilufya Chipili (100%)                     | PP   |                         | Active       | Active | 5/20/2013  | 5/19/2018   | 403.8076 ha            | ha                 | Copperbelt, Kalulushi    |
| 952 | 19415-HQ-SPP | Chipilauka Mukofu (100%)                    | PP   | LST                     | Active       | Active | 3/3/2014   | 3/2/2019    | 455.5361 ha            | ha                 | Central, Chibombo        |
| 953 | 16310-HQ-SPP | Chisaankane Talc Mine (100%)                | PP   | LST, TLC                | Active       | Active | 2/11/2013  | 2/10/2018   | 514.1700 ha            | ha                 | Lusaka, Kafue            |
| 954 | 16798-HQ-SPP | Chisaankane Talc Mine (100%)                | PP   | LST                     | Active       | Active | 5/16/2013  | 5/15/2018   | 171.4000 ha            | ha                 | Lusaka, Kafue            |
| 955 | 14550-HQ-SPP | Chisam Mining Company Limited (100%)        | PP   | Cu                      | Active       | Active | 2/23/2011  | 2/22/2016   | 845.8400 ha            | ha                 | North Western, Mufumbwe  |
| 956 | 18682-HQ-SPP | Chisonga Mining Company Ltd (100%)          | PP   | Cu, Fe, SIL             | Active       | Active | 1/7/2014   | 1/6/2019    | 39.9885 ha             | ha                 | Copperbelt, Luanshya     |
| 957 | 15928-HQ-SPP | Chitamba Lubemba Investments Limited (100%) | PP   | Co, Cu, Fe, Mn          | Active       | Active | 8/22/2011  | 8/21/2016   | 971.5500 ha            | ha                 | Northern, Chinsali       |
| 958 | 14869-HQ-SML | Chowa Mining and Exploration Co. Ltd (100%) | PP   | Mn                      | Active       | Active | 9/28/2010  | 9/27/2015   | 387.6620 ha            | ha                 | Central, Chibombo, Kabwe |
| 959 | 15286-HQ-SPP | Christopher Saini (100%)                    | PP   | MS                      | Active       | Active | 7/8/2013   | 7/7/2018    | 243.0801 ha            | ha                 | Southern, Siavonga       |
| 960 | 18241-HQ-SPP | Chubri Heavy Plant Haulage Ltd (100%)       | PP   | SDG                     | Active       | Active | 7/31/2013  | 7/30/2018   | 297.0900 ha            | ha                 | Copperbelt, Mufulira     |
| 961 | 19791-HQ-SPP | Classic Lime Limited (100%)                 | PP   | Au, Cu, LST, TLC        | Active       | Active | 8/14/2014  | 8/13/2019   | 0.5935 km <sup>2</sup> | km <sup>2</sup>    | Lusaka, Kafue            |
| 962 | 19045-HQ-SPP | Colikamu Mining Limited (100%)              | PP   | Co, Cu, Pt              | Active       | Active | 11/14/2013 | 11/13/2018  | 269.9700 ha            | ha                 | North Western, Chavuma   |
| 963 | 18843-HQ-SPP | Collins Njobvu (100%)                       | PP   | Mn                      | Active       | Active | 5/20/2014  | 5/19/2019   | 6.7200 ha              | ha                 | Luapula, Samfya          |

| No  | Code         | Parties                           | Type | Commodities                | Status Group | Status | Grant Date | Expiry Date | Area        | Official Area Unit | Map Reference             |
|-----|--------------|-----------------------------------|------|----------------------------|--------------|--------|------------|-------------|-------------|--------------------|---------------------------|
| 964 | 18851-HQ-SPP | Collins Njobvu (100%)             | PP   | Mn                         | Active       | Active | 3/25/2014  | 3/24/2019   | 6.7223 ha   | ha                 | Luapula, Samfya           |
| 965 | 18855-HQ-SPP | Collins Njobvu (100%)             | PP   | Mn                         | Active       | Active | 5/19/2014  | 5/18/2019   | 6.7200 ha   | ha                 | Luapula, Samfya           |
| 966 | 15451-HQ-SPP | Copa Investments Ltd (100%)       | PP   | Ag, Au, Co, Cu             | Active       | Active | 7/28/2011  | 7/27/2016   | 330.6100 ha | ha                 | Copperbelt, Chililabombwe |
| 967 | 15526-HQ-SPP | Copper Rockfield Mines Ltd (100%) | PP   | Au, Co, Cr, Cu, Pb         | Active       | Active | 5/11/2012  | 5/10/2017   | 218.3500 ha | ha                 |                           |
| 968 | 15528-HQ-SPP | Copper Rockfield Mines Ltd (100%) | PP   | Au, Co, Cr, Cu, Pb, Zn     | Active       | Active | 5/11/2012  | 5/10/2017   | 258.0700 ha | ha                 | Lusaka, Chongwe           |
| 969 | 15529-HQ-SPP | Copper Rockfield Mines Ltd (100%) | PP   | Au, Co, Cr, Cu, Pb, Zn     | Active       | Active | 5/11/2012  | 5/10/2017   | 294.4000 ha | ha                 | Lusaka, Chongwe           |
| 970 | 18490-HQ-SPP | Dalobelt Zambia Limited (100%)    | PP   | Au, Co, Cu, Pb, Zn         | Active       | Active | 5/16/2013  | 5/15/2018   | 559.1336 ha | ha                 | Central, Chibombo         |
| 971 | 18491-HQ-SPP | Dalobelt Zambia Limited (100%)    | PP   | Au, Co, Cu, Pb, Zn         | Active       | Active | 5/16/2013  | 5/15/2018   | 559.0678 ha | ha                 | Central, Chibombo         |
| 972 | 19890-HQ-SPP | Damson Mwewa (100%)               | PP   | Ag, Au, Co, Fe, Mn, Pb     | Active       | Active | 11/27/2014 | 11/26/2019  | 850.3682 ha | ha                 | Central, Serenje          |
| 973 | 14693-HQ-SPP | Daniel Chola Ponde (100%)         | PP   | SIL                        | Active       | Active | 8/1/2012   | 7/31/2017   | 16.6710 ha  | ha                 | Copperbelt, Kalulushi     |
| 974 | 16154-HQ-SPP | David Chikopa (100%)              | PP   | Cu                         | Active       | Active | 6/22/2012  | 6/21/2017   | 39.6300 ha  | ha                 | Central, Mumbwa           |
| 975 | 19408-HQ-SPP | David Salupa Tawila (100%)        | PP   | GRT, STN                   | Active       | Active | 1/7/2014   | 1/6/2019    |             | ha                 | Southern, Choma           |
| 976 | 17944-HQ-SPP | Davies Munsongo (100%)            | PP   | Ba, CLY1, GYP              | Active       | Active | 6/25/2013  | 6/24/2018   | 948.8600 ha | ha                 | Northern, Mpika           |
| 977 | 20126-HQ-SPP | Davies Munsongo (100%)            | PP   | Au, Cu, Fe, LST, STN       | Active       | Active | 2/18/2015  | 2/17/2020   | 184.7053 ha | ha                 | Lusaka, Kafue             |
| 978 | 20106-HQ-SPP | Dennis Daniel Vlahakis (100%)     | PP   | GRT, LAT, SDG, STN         | Active       | Active | 1/5/2015   | 1/4/2020    | 937.7439 ha | ha                 | Southern, Siavonga        |
| 979 | 19301-HQ-SPP | Dickson Mwansa (100%)             | PP   | GRT, MS, STN1              | Active       | Active | 1/14/2014  | 1/13/2019   | 296.9900 ha | ha                 | Central, Chibombo         |
| 980 | 20073-HQ-SPP | Dirk Cornelius Lourens (100%)     | PP   | GRT, LAT, LST2, STN1, STN2 | Active       | Active | 11/27/2014 | 11/26/2019  | 446.6810 ha | ha                 | Southern, Siavonga        |

| No  | Code         | Parties  | Type | Commodities                | Status Group | Status | Grant Date | Expiry Date | Area                   | Official Area Unit | Map Reference                             |
|-----|--------------|--|------|----------------------------|--------------|--------|------------|-------------|------------------------|--------------------|---|
| 981 | 14925-HQ-SPP | Dolo Zambia Limited (100%)                     | PP   | Ag, Au, Cu, Fe, Mn, Pb, Zn | Active       | Active | 5/2/2012   | 5/1/2017    | 982.2000 ha            | ha                 | Lusaka, Chongwe                           |
| 982 | 19836-HQ-SPP | Dolomite Resources Limited (100%)              | PP   | Cu, LST                    | Active       | Active | 9/24/2014  | 9/23/2019   | 3.1965 km <sup>2</sup> | km <sup>2</sup>    | Central, Mkushi                           |
| 983 | 14813-HQ-SPP | Donald Muleba (100%)                           | PP   | Co, Cu                     | Active       | Active | 9/1/2010   | 8/31/2015   | 56.4500 ha             | ha                 | Central, Kapiri Mposhi                    |
| 984 | 19526-HQ-SPP | Door Gates Mining Logistix Limited (100%)      | PP   | Cu, LST, SAM, SIL          | Active       | Active | 5/14/2014  | 5/13/2019   | 29.9900 ha             | ha                 | Copperbelt, Luanshya                      |
| 985 | 15147-HQ-SPP | Drew Invetsments Limited (100%)                | PP   | SIL                        | Active       | Active | 12/7/2010  | 12/6/2015   | 90.0131 ha             | ha                 | Copperbelt, Kitwe                         |
| 986 | 15148-HQ-SPP | Drew Invetsments Limited (100%)                | PP   | SIL                        | Active       | Active | 12/7/2010  | 12/6/2015   | 6.6675 ha              | ha                 | Copperbelt, Kitwe                         |
| 987 | 16061-HQ-SPP | E & S Ventures Limited (100%)                  | PP   | Co, Cu, LST, Mn, Ni, Pb    | Active       | Active | 9/1/2011   | 8/31/2016   | 716.8700 ha            | ha                 | Central, Kapiri Mposhi                    |
| 988 | 16188-HQ-SPP | Earthlane Zambia Limited (100%)                | PP   | DOL, LST, STN1             | Active       | Active | 7/13/2012  | 7/12/2017   | 23.0700 ha             | ha                 | Lusaka, Lusaka                            |
| 989 | 18553-HQ-SPP | Edward Tembo (100%)                            | PP   | Au, Co, Cu, Fe             | Active       | Active | 5/28/2013  | 5/27/2018   | 748.9900 ha            | ha                 | North Western, Solwezi                    |
| 990 | 20213-HQ-SPP | EDWIN SAUKANI PAILANDE (100%)                  | PP   | Ag, Au, Cu, Fe, Mn         | Active       | Active | 3/10/2015  | 3/9/2020    | 492.9610 ha            | ha                 | Central, Chongwe, Mkushi; Lusaka, Chongwe |
| 991 | 19874-HQ-SPP | EL Paraiso Small Mines and Quarries Ltd (100%) | PP   | Au, Cu, DOL, EM, LST       | Active       | Active | 10/16/2014 | 10/15/2019  | 368.0525 ha            | ha                 | Northern, Mpika                           |
| 992 | 19783-HQ-SPP | Elohim Copperfields Limited (100%)             | PP   | Au, Co, Cu, DOL, LST       | Active       | Active | 7/4/2014   | 7/3/2019    | 9.2575 km <sup>2</sup> | km <sup>2</sup>    | North Western, Solwezi                    |
| 993 | 15008-HQ-SPP | Emmanuel Mulenga (100%)                        | PP   | Co, Cu, Mn, Pb, Zn         | Active       | Active | 7/8/2011   | 7/7/2016    | 8.9846 ha              | ha                 | Central, Chibombo, Kapiri Mposhi          |
| 994 | 15009-HQ-SPP | Emmanuel Mulenga (100%)                        | PP   | Co, Cu, Mn, Pb, Zn         | Active       | Active | 7/8/2011   | 7/7/2016    | 993.9600 ha            | ha                 | Central, Kapiri Mposhi                    |



| No   | Code         | Parties  | Type | Commodities                | Status Group | Status | Grant Date | Expiry Date | Area        | Official Area Unit | Map Reference   |
|------|--------------|--|------|----------------------------|--------------|--------|------------|-------------|-------------|--------------------|---|
| 995  | 15010-HQ-SPP | Emmanuel Mulenga (100%)  | PP   | Co, Cu, Mn, Pb, Zn         | Active       | Active | 7/8/2011   | 7/7/2016    | 9.7086 ha   | ha                 | Central, Kapiri Mposhi  |
| 996  | 19457-HQ-SPP | Emmanuel Mulenga (100%)  | PP   | Ag, Au, Co, Cu             | Active       | Active | 3/24/2014  | 3/23/2019   | 6.6700 ha   | ha                 | Copperbelt, Ndola   |
| 997  | 16677-HQ-SPP | Emmanuel Tembo (100%)  | PP   | Ag, Co, Cu, Fe, Zn         | Active       | Active | 2/1/2013   | 1/31/2018   | 477.9900 ha | ha                 | North Western, Mufumbwe   |
| 998  | 18696-HQ-SPP | Enock Kaywla Mundia (100%)   | PP   | LST                        | Active       | Active | 10/9/2013  | 10/8/2018   | 161.4200 ha | ha                 | Lusaka, Kafue   |
| 999  | 17438-HQ-SPP | Entrust Investments Limited (100%)                                   | PP   | LST                        | Active       | Active | 2/5/2013   | 2/4/2018    | 106.6900 ha | ha                 | Copperbelt, Ndola   |
| 1000 | 16900-HQ-SPP | Epiphania Kaundula (100%)  | PP   | Fe, LST                    | Active       | Active | 1/18/2013  | 1/17/2018   | 952.0400 ha | ha                 | Central, Chibombo   |
| 1001 | 14483-HQ-SPP | Eric Bwalya (100%)   | PP   | Au, Co, Fe, Mn, Pt, Ti, Zn | Active       | Active | 9/2/2010   | 9/1/2015    | 127.2000 ha | ha                 | North Western, Solwezi  |
| 1002 | 16064-HQ-SPP | Esther Mwila Musonda (100%)  | PP   | Cu, Mn                     | Active       | Active | 8/1/2011   | 7/31/2016   | 328.1600 ha | ha                 | Central, Mkushi   |
| 1003 | 17716-HQ-SPP | Esther Mwila Musonda (100%)  | PP   | Cu, Mn                     | Active       | Active | 9/3/2013   | 9/2/2018    | 26.5100 ha  | ha                 | Central, Mkushi   |
| 1004 | 12192-HQ-SPP | EverFlow WorkLine Zambia Limited (100%)                              | PP   | Au                         | Active       | Active | 11/30/2010 | 11/29/2015  | 33.2131 ha  | ha                 | Central, Mkushi; Eastern, Nyimba                                |
| 1005 | 17293-HQ-SPP | Eyethu Sonke Building Contractors and General Dealers Limited (100%) | PP   | Au, Cu                     | Active       | Active | 2/11/2013  | 2/10/2018   | 900.0700 ha | ha                 | Lusaka, Chongwe   |
| 1006 | 17931-HQ-SPP | Eyethu Sonke Building Contractors and General Dealers Limited (100%) | PP   | Ag, Co, Cu, Fe, Mn, Pb, U  | Active       | Active | 5/22/2013  | 5/21/2018   | 236.9800 ha | ha                 | Copperbelt, Chililabombwe, Chingola, Kalulushi, Kitwe, Mufulira |
| 1007 | 18197-HQ-SPP | Eyethu Sonke Building Contractors and General Dealers Limited (100%) | PP   | Au, Co, Cu, Fe, Mn, Pb     | Active       | Active | 5/22/2013  | 5/21/2018   | 238.5300 ha | ha                 | Central, Kapiri Mposhi  |

| No   | Code         | Parties  | Type | Commodities               | Status Group | Status | Grant Date | Expiry Date | Area                   | Official Area Unit | Map Reference                      |
|------|--------------|--|------|---------------------------|--------------|--------|------------|-------------|------------------------|--------------------|------------------------------------|
| 1008 | 18462-HQ-SPP | Eyethu Sonke Building Contractors and General Dealers Limited (100%) | PP   | Unk                       | Active       | Active | 2/7/2013   | 2/6/2018    | 39.8100 ha             | ha                 | Eastern, Katete                    |
| 1009 | 17883-HQ-SPP | Eyethu Sonke Mining Limited (100%)                                   | PP   | Ag, Co, Cu, Fe, Mn, Pb, U | Active       | Active | 5/22/2013  | 5/21/2018   | 451.2500 ha            | ha                 | North Western, Mwinilunga, Solwezi |
| 1010 | 17503-HQ-SPP | Fishil Farms Company Limited (100%)                                  | PP   | Ag, Au, Cu, Fe, Mn, U     | Active       | Active | 9/6/2013   | 9/5/2018    | 995.9400 ha            | ha                 | Central, Mkushi                    |
| 1011 | 20199-HQ-SPP | Fortified Mining and General Dealers Limited (100%)                  | PP   | LST, LWA                  | Active       | Active | 2/19/2015  | 2/18/2020   | 9.6258 km <sup>2</sup> | km <sup>2</sup>    | North Western, Solwezi             |
| 1012 | 15920-HQ-SPP | Frademy Electrical Distributors Limited (100%)                       | PP   | Au, Cu, Fe                | Active       | Active | 8/15/2011  | 8/14/2016   | 479.5600 ha            | ha                 | Copperbelt, Lufwanyama             |
| 1013 | 18856-HQ-SPP | Frallen Investment Limited (100%)                                    | PP   | Au, Cu, Mn                | Active       | Active | 9/16/2013  | 9/15/2018   | 631.1100 ha            | ha                 | Northern, Mbala                    |
| 1014 | 19012-HQ-SPP | Frallen Investment Limited (100%)                                    | PP   | Au, Cu, Mn                | Active       | Active | 9/6/2013   | 9/5/2018    | 327.2300 ha            | ha                 | Northern, Mbala                    |
| 1015 | 19013-HQ-SPP | Frallen Investment Limited (100%)                                    | PP   | Au, Cu, Mn                | Active       | Active | 9/6/2013   | 9/5/2018    | 296.8600 ha            | ha                 | Northern, Mbala, Mungwi            |
| 1016 | 18660-HQ-SPP | Frank B Simbeye (100%)   | PP   | Au, Cu, Fe, Mn            | Active       | Active | 6/3/2013   | 6/2/2018    | 107.6400 ha            | ha                 | Northern, Isoka                    |
| 1017 | 15313-HQ-SPP | Frank Bwacha (100%)  | PP   | Co, Cu, Mn                | Active       | Active | 8/15/2011  | 8/14/2016   | 29.9651 ha             | ha                 | Central, Mkushi                    |
| 1018 | 19458-HQ-SPP | Fred Milanzi (100%)  | PP   | Au, Cu, DIA, GRF, GYP     | Active       | Active | 3/27/2014  | 3/26/2019   | 564.7600 ha            | ha                 | Northern, Mpika                    |
| 1019 | 20089-HQ-SPP | Fred Milanzi (100%)  | PP   | Au, GYP                   | Active       | Active | 2/16/2015  | 2/15/2020   | 514.2866 ha            | ha                 | Central, Serenje                   |
| 1020 | 12340-HQ-SPP | Frekam Enterprises Ltd (100%)  | PP   | Au, Co, Cu, Fe            | Active       | Active | 12/26/2012 | 12/25/2017  | 328.7800 ha            | ha                 | North Western, Kasempa             |
| 1021 | 16053-HQ-SPP | G & L Link Limited (100%)  | PP   | Co, Cu                    | Active       | Active | 9/5/2013   | 9/4/2018    | 404.8200 ha            | ha                 | North Western, Mwinilunga          |

| No   | Code          | Parties                                       | Type | Commodities                | Status Group | Status | Grant Date | Expiry Date | Area                   | Official Area Unit | Map Reference                             |
|------|---------------|---|------|----------------------------|--------------|--------|------------|-------------|------------------------|--------------------|---|
| 1022 | 16470-HQ-SPP  | Gempride Mining Limited (100%)                | PP   | Ag, Au, Co, Cu, Fe, Mn     | Active       | Active | 3/11/2013  | 3/10/2018   | 365.3300 ha            | ha                 | North Western, Kasempa                    |
| 1023 | 15712-HQ-SPP  | Genesis Gold Mining Limited (100%)            | PP   | Ag, Au, Cu                 | Active       | Active | 7/9/2012   | 7/8/2017    | 397.0400 ha            | ha                 | Central, Chongwe, Mkushi; Lusaka, Chongwe |
| 1024 | 19985-HQ-SPP  | Geofrey, Taulo Lungu (100%)                   | PP   | Au, Co, Cu, Mn             | Active       | Active | 11/25/2014 | 11/24/2019  | 793.4010 ha            | ha                 | Lusaka, Chongwe                           |
| 1025 | 19933-HQ-SPP  | George Kanyamula Zulu (100%)                  | PP   | Au, Cu, Fe, LST            | Active       | Active | 11/24/2014 | 11/23/2019  | 7.5742 km <sup>2</sup> | km <sup>2</sup>    | Eastern, Petauke                          |
| 1026 | 19060-HQ-SPP  | Gideon Chepesani (100%)                       | PP   | GRT, LST, LWA              | Active       | Active | 4/10/2014  | 4/9/2019    | 49.5000 ha             | ha                 | Central, Chibombo                         |
| 1027 | 19449-HQ- SPP | Gideon Kajoba (100%)                          | PP   | LST, MS                    | Active       | Active | 10/9/2014  | 10/8/2019   | 20.0108 ha             | ha                 | North Western, Solwezi                    |
| 1028 | 15773-HQ-SPP  | Gillian K Mwaba (100%)                        | PP   | Ag, Au, Co, LST, Pb, Zn    | Active       | Active | 4/30/2012  | 4/29/2017   | 8.6365 km <sup>2</sup> | km <sup>2</sup>    | Copperbelt, Masaiti                       |
| 1029 | 18421-HQ-SPP  | Goodwin Tantula (100%)                        | PP   | Au, Cu, Zn                 | Active       | Active | 7/11/2013  | 7/10/2018   | 192.5700 ha            | ha                 | North Western, Mufumbwe; Western, Kaoma   |
| 1030 | 18662-HQ-SPP  | Graham Mining and Construction Limited (100%) | PP   | Au, Co, Cu, Mn             | Active       | Active | 5/17/2013  | 5/16/2018   | 268.9200 ha            | ha                 | Luapula, Mwense                           |
| 1031 | 19252-HQ-SPP  | Greyvic Mining Limited (100%)                 | PP   | Au, Co, Cu, Fe, Mn         | Active       | Active | 12/9/2013  | 12/8/2018   | 199.2420 ha            | ha                 | North Western, Kasempa                    |
| 1032 | 16399-HQ-SPP  | GTD Mining Ltd (100%)                         | PP   | Au, Co, Cu, DIA, Mn, Zn    | Active       | Active | 4/18/2012  | 4/17/2017   | 23.3000 ha             | ha                 | Central, Mkushi                           |
| 1033 | 16664-HQ-SPP  | GTD Mining Ltd (100%)                         | PP   | Ag, Au, Co, Cu, Fe, Mn, Zn | Active       | Active | 12/14/2012 | 12/13/2017  | 616.4300 ha            | ha                 | Central, Mkushi                           |

| No   | Code         | Parties   | Type | Commodities                 | Status Group | Status | Grant Date | Expiry Date | Area                   | Official Area Unit | Map Reference           |
|------|--------------|---|------|-----------------------------|--------------|--------|------------|-------------|------------------------|--------------------|-------------------------|
| 1034 | 18047-HQ-SPP | GTJ Mining Limited (100%)                             | PP   |                             | Active       | Active | 6/6/2013   | 6/5/2018    | 749.0000 ha            | ha                 | Central, Mkushi         |
| 1035 | 14923-HQ-SPP | H and S Mining Limited (100%)                         | PP   | Ag, Au, Co, Cu              | Active       | Active | 6/20/2012  | 6/19/2017   | 6.6537 ha              | ha                 | North Western, Kasempa  |
| 1036 | 19690-HQ-SPP | Happy Mumba (100%)                                    | PP   | LST                         | Active       | Active | 7/17/2014  | 7/16/2019   | 3.9716 km <sup>2</sup> | km <sup>2</sup>    | Central, Chibombo       |
| 1037 | 19703-HQ-SPP | Happy Mumba (100%)                                    | PP   | Ag, Au, Cu, Fe, LST, Mn, Sn | Active       | Active | 7/17/2014  | 7/16/2019   | 291.2415 ha            | ha                 | Central, Chibombo       |
| 1038 | 18309-HQ-SPP | Harry Findlay (100%)                                  | PP   | LST                         | Active       | Active | 2/20/2013  | 2/19/2018   | 131.8900 ha            | ha                 | Lusaka, Kafue           |
| 1039 | 18316-HQ-SPP | Henfri Company Ltd (100%)                             | PP   | SIL                         | Active       | Active | 6/26/2013  | 6/25/2018   | 56.6610 ha             | ha                 | Copperbelt, Luanshya    |
| 1040 | 19358-HQ-SPP | Henry Lukanga (100%)                                  | PP   | DOL, Fe, Mn                 | Active       | Active | 2/10/2014  | 2/9/2019    | 590.9132 ha            | ha                 | Luapula, Mansa          |
| 1041 | 19775-HQ-SPP | Henry Lukanga (100%)                                  | PP   | Ag, Au, Cu, Fe, Mn          | Active       | Active | 7/30/2014  | 7/29/2019   | 2.9125 km <sup>2</sup> | km <sup>2</sup>    | Central, Chibombo       |
| 1042 | 15163-HQ-SPP | Hetro Mining and Ore Dealers (100%)                   | PP   | Cu                          | Active       | Active | 5/30/2013  | 5/29/2018   | 595.9300 ha            | ha                 | North Western, Mufumbwe |
| 1043 | 15378-HQ-SPP | Huios Mining and Minerals Explorations Limited (100%) | PP   | Ag, Au                      | Active       | Active | 5/31/2013  | 5/30/2018   | 239.9100 ha            | ha                 | Copperbelt, Masaiti     |
| 1044 | 18679-HQ-SPP | Impili materilas Ltd (100%)                           | PP   | DOL, LST                    | Active       | Active | 5/9/2013   | 5/8/2018    | 240.7600 ha            | ha                 | North Western, Solwezi  |
| 1045 | 18681-HQ-SPP | Impili materilas Ltd (100%)                           | PP   | DOL, LST                    | Active       | Active | 5/9/2013   | 5/8/2018    | 695.3900 ha            | ha                 | Copperbelt, Mpongwe     |
| 1046 | 12191-HQ-SPP | Isaac Mukonde (100%)                                  | PP   | Ag, Co, Cu, Fe              | Active       | Active | 2/28/2013  | 2/27/2018   | 335.4788 ha            | ha                 | Luapula, Mansa          |
| 1047 | 19074-HQ-SPP | J & D Manganese Explorers Limited (100%)              | PP   | LST, SDG, SST               | Active       | Active | 2/28/2014  | 2/27/2019   | 362.6464 ha            | ha                 | Lusaka, Chongwe         |
| 1048 | 15837-HQ-SPP | Jack Joseph Stuart (100%)                             | PP   | Fe, Mn                      | Active       | Active | 5/28/2013  | 5/27/2018   | 16.6440 ha             | ha                 | Central, Mkushi         |
| 1049 | 18118-HQ-SPP | Jaeson kaunda (100%)                                  | PP   | Cu, Mn                      | Active       | Active | 4/22/2013  | 4/21/2018   | 181.3500 ha            | ha                 | Luapula, Mansa          |

| No   | Code         | Parties                             | Type | Commodities  | Status Group | Status | Grant Date | Expiry Date | Area        | Official Area Unit | Map Reference                   |
|------|--------------|-------------------------------------|------|--|--------------|--------|------------|-------------|-------------|--------------------|---------------------------------|
| 1050 | 17791-HQ-SPP | James Mumbi Mulenga (100%)          | PP   | Ag, Co, Cu, LST, Zn  | Active       | Active | 3/4/2013   | 3/3/2018    | 568.4391 ha | ha                 | North Western, Solwezi          |
| 1051 | 19391-HQ-SPP | Jamii Investment Limited (100%)     | PP   | Ag, Au, Cu, Fe, Mn   | Active       | Active | 5/16/2014  | 5/15/2019   | 928.1376 ha | ha                 | Northern, Mbala                 |
| 1052 | 19314-HQ-SPP | Jamii Investments Ltd (100%)        | PP   | Au, Cu, Fe, Mn, Sn   | Active       | Active | 1/29/2014  | 1/28/2019   | 329.1200 ha | ha                 | Central, Mkushi                 |
| 1053 | 19951-HQ-SPP | Jayline Investements Limited (100%) | PP   | GRT, LST, MBL  | Active       | Active | 2/10/2015  | 2/9/2020    | 293.9970 ha | ha                 | North Western, Solwezi          |
| 1054 | 14576-HQ-SPP | Jazzman Chikwakwa (100%)            | PP   | Au, Cu, Fe, Mn   | Active       | Active | 11/12/2010 | 11/11/2015  | 366.4500 ha | ha                 | Central, Mkushi                 |
| 1055 | 15189-HQ-SPP | Jazzman Chikwakwa (100%)            | PP   | Au, Cu, Fe, Mn   | Active       | Active | 11/12/2010 | 11/11/2015  | 366.4625 ha | ha                 | Central, Mkushi                 |
| 1056 | 15190-HQ-SPP | Jazzman Chikwakwa (100%)            | PP   | Au, Cu, Fe, Mn   | Active       | Active | 11/12/2010 | 11/11/2015  | 3.6740 ha   | ha                 | Central, Mkushi                 |
| 1057 | 15191-HQ-SPP | Jazzman Chikwakwa (100%)            | PP   | Au, Cu, Fe, Mn   | Active       | Active | 11/12/2010 | 11/11/2015  | 366.4800 ha | ha                 | Central, Mkushi                 |
| 1058 | 15192-HQ-SPP | Jazzman Chikwakwa (100%)            | PP   | Au, Cu, Fe, Mn   | Active       | Active | 11/12/2010 | 11/11/2015  | 3.6740 ha   | ha                 | Central, Mkushi                 |
| 1059 | 14546-HQ-SPP | Jazzman Chikwakwa (100%)            | PP   | Mn   | Active       | Active | 6/26/2015  | 6/25/2020   | 187.9000 ha | ha                 | Luapula, Mansa, Namitobo        |
| 1060 | 15503-HQ-SPP | Jazzman Chikwakwa (100%)            | PP   | Au, Cu, Fe, Mn   | Active       | Active | 4/10/2012  | 4/9/2017    | 343.2178 ha | ha                 |                                 |
| 1061 | 15506-HQ-SPP | Jazzman Chikwakwa (100%)            | PP   | Au, Cu, Fe, Mn   | Active       | Active | 6/22/2011  | 6/21/2016   | 149.9600 ha | ha                 | Central, Mkushi                 |
| 1062 | 18918-HQ-SPP | Jeanipher Chipomo (100%)            | PP   | Au, Cu, Cu <sub>2</sub> CO <sub>3</sub> (OH) <sub>2</sub> , Fe, Mn | Active       | Active | 8/26/2013  | 8/25/2018   | 235.0200 ha | ha                 | Eastern, Chama                  |
| 1063 | 14828-HQ-SPP | Jenipher Ng'andu (100%)             | PP   | Co, Cu, Fe   | Active       | Active | 8/19/2013  | 8/18/2018   | 972.8070 ha | ha                 | North Western, Kasempa, Solwezi |
| 1064 | 20086-HQ-SPP | Jezreel investments Limited (100%)  | PP   | LST, STN   | Active       | Active | 4/10/2015  | 4/9/2020    | 452.0591 ha | ha                 | Copperbelt, Mpongwe             |

| No   | Code         | Parties                       | Type | Commodities                            | Status Group | Status | Grant Date | Expiry Date | Area        | Official Area Unit | Map Reference                           |
|------|--------------|-------------------------------|------|--|--------------|--------|------------|-------------|-------------|--------------------|---|
| 1065 | 18853-HQ-SPP | Jimmy Malambo (100%)          | PP   | Mn                                     | Active       | Active | 3/25/2014  | 3/24/2019   | 6.7200 ha   | ha                 | Luapula, Mansa                          |
| 1066 | 18854-HQ-SPP | Jimmy Malambo (100%)          | PP   | Mn                                     | Active       | Active | 3/25/2014  | 3/24/2019   | 6.7200 ha   | ha                 | Luapula, Mansa                          |
| 1067 | 19811-HQ-SPP | Jimmy Mubashi (100%)          | PP   | Ag, Au, Co, Cu, Fe, Mn, Ni, REE, U, Zn | Active       | Active | 8/7/2014   | 8/6/2019    | 500.4018 ha | ha                 | Central, Mkushi                         |
| 1068 | 20238-HQ-SPP | Jimmy Rudolph (100%)          | PP   | Au, Cu, Mn, P                          | Active       | Active | 5/19/2015  | 5/18/2020   | 860.2102 ha | ha                 | Lusaka, Luangwa                         |
| 1069 | 19418-HQ-SPP | JOHJUN Investments Ltd (100%) | PP   | LST                                    | Active       | Active | 3/4/2014   | 3/3/2019    |             | ha                 | Copperbelt, Masaiti, Ndola              |
| 1070 | 18784-HQ-SPP | John Kalenga (100%)           | PP   | Sn                                     | Active       | Active | 9/4/2013   | 9/3/2018    | 16.2887 ha  | ha                 | Southern, Kalomo                        |
| 1071 | 19603-HQ-SPP | John Kalenga (100%)           | PP   | Sn, Ta                                 | Active       | Active | 5/28/2015  | 5/27/2020   | 277.6805 ha | ha                 | Southern, Choma, Sinazongwe             |
| 1072 | 15969-HQ-SPP | John Kangai kawengo (100%)    | PP   | Au, Co, Cu                             | Active       | Active | 9/30/2014  | 9/29/2019   | 281.2737 ha | ha                 | Central, Mumbwa; North Western, Kasempa |
| 1073 | 16142-HQ-SPP | John Siyabonga Bungane (100%) | PP   | Ag, Au, Co, Cr, Cu, Fe, Mo, Ta, V      | Active       | Active | 8/23/2011  | 8/22/2016   | 50.1200 ha  | ha                 | Copperbelt, Chililabombwe               |
| 1074 | 14854-HQ-SPP | Jonathan C Sichilima (100%)   | PP   | Cu, Mn                                 | Active       | Active | 12/4/2014  | 12/3/2019   | 261.8326 ha | ha                 |   |
| 1075 | 20201-HQ-SPP | Joseph Chipila (100%)         | PP   | Au, Co, Cu, Mn, Zn                     | Active       | Active | 4/10/2015  | 4/9/2020    | 435.9190 ha | ha                 | Luapula, Milenge                        |
| 1076 | 15120-HQ-SPP | Joseph Chipili (100%)         | PP   | Cu, Mn                                 | Active       | Active | 6/15/2012  | 6/14/2017   | 20.1183 ha  | ha                 | Luapula, Milenge                        |
| 1077 | 19747-HQ-SPP | Joseph Lwando Chipili (100%)  | PP   | Cu, Mn                                 | Active       | Active | 7/16/2014  | 7/15/2019   | 281.6593 ha | ha                 | Luapula, Milenge                        |
| 1078 | 19545-HQ-SPP | Joseph Musonda (100%)         | PP   | Au, Cu, LST, TLC                       | Active       | Active | 5/14/2014  | 5/13/2019   | 161.5457 ha | ha                 | Lusaka, Kafue                           |
| 1079 | 16201-HQ-SPP | JPS Mining Limited (100%)     | PP   | Au, Co, Cu, Fe, Mn, Pb, Zn             | Active       | Active | 1/22/2013  | 1/21/2018   | 87.1900 ha  | ha                 | Luapula, Mansa, Milenge                 |

| No   | Code         | Parties                                 | Type | Commodities            | Status Group | Status | Grant Date | Expiry Date | Area        | Official Area Unit | Map Reference                |
|------|--------------|---|------|------------------------|--------------|--------|------------|-------------|-------------|--------------------|------------------------------|
| 1080 | 16469-HQ-SPP | JPS Mining Limited (100%)               | PP   | Au, Co, Cu, Mn, Pb, Zn | Active       | Active | 1/21/2013  | 1/20/2018   | 565.2600 ha | ha                 | Northern, Luwingu            |
| 1081 | 19104-HQ-SPP | JS Moyo Farms Limited (100%)            | PP   | GRT, LST               | Active       | Active | 9/6/2013   | 9/5/2018    | 298.4159 ha | ha                 | Central, Kapiri Mposhi       |
| 1082 | 19444-HQ-SPP | Justina Kaminsa (100%)                  | PP   | Sn, Ta                 | Active       | Active | 3/14/2014  | 3/13/2019   | 416.7200 ha | ha                 | Southern, Kalomo             |
| 1083 | 14231-HQ-SPP | kachindu Small Mines Company ltd (100%) | PP   | Au, Co, Cu, Fe         | Active       | Active | 12/21/2012 | 12/20/2017  | 984.8300 ha | ha                 | Central, Mumbwa              |
| 1084 | 14331-HQ-SPP | KAKEKHI MINES LIMITED (100%)            | PP   | COA, Cu, Fe            | Active       | Active | 12/31/2010 | 12/30/2015  | 925.8100 ha | ha                 | Southern, Kalomo, Sinazongwe |
| 1085 | 15899-HQ-SPP | Kaloko Mining Limited (100%)            | PP   | Au, Cu                 | Active       | Active | 7/9/2012   | 7/8/2017    | 408.1400 ha | ha                 | Northern, Mbala              |
| 1086 | 15900-HQ-SPP | Kaloko Mining Limited (100%)            | PP   | Au, Cu                 | Active       | Active | 7/9/2012   | 7/8/2017    | 148.4300 ha | ha                 | Northern, Mbala              |
| 1087 | 15901-HQ-SPP | Kaloko Mining Limited (100%)            | PP   | Au, Cu                 | Active       | Active | 7/9/2012   | 7/8/2017    | 408.1300 ha | ha                 | Northern, Mbala              |
| 1088 | 15902-HQ-SPP | Kaloko Mining Limited (100%)            | PP   | Au, Cu                 | Active       | Active | 7/9/2012   | 7/8/2017    | 408.2000 ha | ha                 | Northern, Mbala              |
| 1089 | 15903-HQ-SPP | Kaloko Mining Limited (100%)            | PP   | Au, Cu                 | Active       | Active | 7/9/2012   | 7/8/2017    | 519.7600 ha | ha                 | Northern, Mbala              |
| 1090 | 15904-HQ-SPP | Kaloko Mining Limited (100%)            | PP   | Au, Cu                 | Active       | Active | 8/9/2012   | 8/8/2017    | 354.1900 ha | ha                 | Northern, Mbala              |
| 1091 | 17721-HQ-SPP | Kaloko Mining Limited (100%)            | PP   | Sn                     | Active       | Active | 2/19/2013  | 2/18/2018   | 388.8300 ha | ha                 | Southern, Choma              |
| 1092 | 17722-HQ-SPP | Kaloko Mining Limited (100%)            | PP   | Sn                     | Active       | Active | 2/19/2013  | 2/18/2018   | 388.8000 ha | ha                 | Southern, Choma              |
| 1093 | 17723-HQ-SPP | Kaloko Mining Limited (100%)            | PP   | Sn                     | Active       | Active | 2/19/2013  | 2/18/2018   | 444.3100 ha | ha                 | Southern, Choma, Sinazongwe  |
| 1094 | 17768-HQ-SPP | Kambwili Mine Ltd (100%)                | PP   | Mn                     | Active       | Active | 12/4/2013  | 12/3/2018   | 437.7964 ha | ha                 | Central, Kapiri Mposhi       |
| 1095 | 19302-HQ-SPP | Kamdec Investments Ltd (100%)           | PP   | Au, Co, Cu, Fe, Pb     | Active       | Active | 8/5/2014   | 8/4/2019    |             | ha                 | Lusaka, Kafue                |

| No   | Code         | Parties  | Type | Commodities         | Status Group | Status | Grant Date | Expiry Date | Area        | Official Area Unit | Map Reference            |
|------|--------------|--|------|---------------------|--------------|--------|------------|-------------|-------------|--------------------|--------------------------|
| 1096 | 18972-HQ-SPP | Kamisambe Investments and General Dealers (100%) | PP   | Cu                  | Active       | Active | 9/16/2013  | 9/15/2018   | 306.1300 ha | ha                 | North Western, Kasempa   |
| 1097 | 16407-HQ-SPP | Kanachi Contractors Limited (100%)               | PP   | Co, Cu              | Active       | Active | 6/14/2012  | 6/13/2017   | 299.2100 ha | ha                 | Copperbelt, Lufwanyama   |
| 1098 | 16878-HQ-SPP | Kanachi Contractors Limited (100%)               | PP   | Cu, Mn              | Active       | Active | 8/29/2013  | 8/28/2018   | 13.3200 ha  | ha                 | Central, Mkushi          |
| 1099 | 20170-HQ-SPP | Kango Trading Limited (100%)                     | PP   | Au, Cu, Mo, Pb, Zn  | Active       | Active | 3/18/2015  | 3/17/2020   | 928.2727 ha | ha                 | Eastern, Nyimba          |
| 1100 | 19839-HQ-SPP | Kapetamendo Mineral Resources Ltd (100%)         | PP   | Au, Cu, GRT, LST, P | Active       | Active | 8/25/2014  | 8/24/2019   | 212.4630 ha | ha                 | Eastern, Katete, Petauke |
| 1101 | 16741-HQ-SPP | Kasamwa Mines Ltd (100%)                         | PP   | Cu, Fe, Mn          | Active       | Active | 10/4/2013  | 10/3/2018   | 148.1500 ha | ha                 | Luapula, Mwense          |
| 1102 | 19124-HQ-SPP | Kashitu Company Limited (100%)                   | PP   | Cu, Fe, Mn, TLC     | Active       | Active | 1/8/2014   | 1/7/2019    | 844.4500 ha | ha                 | Copperbelt, Masaiti      |
| 1103 | 14733-HQ-SPP | Kasni Investments Limited (100%)                 | PP   | Cu, Fe, Mn          | Active       | Active | 9/8/2010   | 9/7/2015    | 747.1600 ha | ha                 | Central, Kapiri Mposhi   |
| 1104 | 14734-HQ-SPP | Kasni Investments Limited (100%)                 | PP   | Cu, Fe, Mn          | Active       | Active | 9/8/2010   | 9/7/2015    | 747.2600 ha | ha                 | Central, Kapiri Mposhi   |
| 1105 | 19257-HQ-SPP | kasompe Mining Limited (100%)                    | PP   | LAT                 | Active       | Active | 2/5/2014   | 2/4/2019    | 10.0150 ha  | ha                 | Copperbelt, Chingola     |
| 1106 | 19550-HQ-SPP | kasompe Mining Limited (100%)                    | PP   | LAT                 | Active       | Active | 3/25/2014  | 3/24/2019   | 10.0150 ha  | ha                 | Copperbelt, Chingola     |
| 1107 | 19551-HQ-SPP | kasompe Mining Limited (100%)                    | PP   | LAT                 | Active       | Active | 3/25/2014  | 3/24/2019   | 6.6766 ha   | ha                 | Copperbelt, Chingola     |
| 1108 | 19564-HQ-SPP | kasompe Mining Limited (100%)                    | PP   | LAT                 | Active       | Active | 3/25/2014  | 3/24/2019   | 3.3383 ha   | ha                 | Copperbelt, Chingola     |
| 1109 | 18694-HQ-SPP | Katai Emmanuel Kachasa (100%)                    | PP   | CLY, LST            | Active       | Active | 10/3/2013  | 10/2/2018   | 773.0200 ha | ha                 | Central, Kapiri Mposhi   |
| 1110 | 19641-HQ-SPP | Katamba Kahyata (100%)                           | PP   | Cu                  | Active       | Active | 8/14/2014  | 8/13/2019   | 19.8127 ha  | ha                 | Central, Mumbwa          |
| 1111 | 14060-HQ-SPP | Katete Mining Limited (100%)                     | PP   | Mn                  | Active       | Active | 9/27/2010  | 9/26/2015   | 402.3700 ha | ha                 |                          |



| No   | Code         | Parties                              | Type | Commodities                     | Status Group | Status | Grant Date | Expiry Date | Area        | Official Area Unit | Map Reference             |
|------|--------------|--------------------------------------|------|---------------------------------|--------------|--------|------------|-------------|-------------|--------------------|---------------------------|
| 1112 | 19337-HQ-SPP | Katiso Mining Company Limited (100%) | PP   | GRT, LST                        | Active       | Active | 3/6/2014   | 3/5/2019    | 747.4400 ha | ha                 | Eastern, Lundazi          |
| 1113 | 19338-HQ-SPP | Katiso Mining Company Limited (100%) | PP   |                                 | Active       | Active | 8/11/2014  | 8/10/2019   | 986.5208 ha | ha                 | Eastern, Nyimba           |
| 1114 | 19339-HQ-SPP | Katiso Mining Company Limited (100%) | PP   | GRT, LST                        | Active       | Active | 3/6/2014   | 3/5/2019    | 905.1100 ha | ha                 | Eastern, Katete           |
| 1115 | 19553-HQ-SPP | Katiso Mining Company Limited (100%) | PP   | GRT                             | Active       | Active | 8/11/2014  | 8/10/2019   | 838.8339 ha | ha                 | Eastern, Chipata          |
| 1116 | 19554-HQ-SPP | Katiso Mining Company Limited (100%) | PP   | GRT                             | Active       | Active | 8/11/2014  | 8/10/2019   | 838.6377 ha | ha                 | Eastern, Chipata          |
| 1117 | 19555-HQ-SPP | Katiso Mining Company Limited (100%) | PP   | GRT                             | Active       | Active | 8/11/2014  | 8/10/2019   | 798.6715 ha | ha                 | Eastern, Chipata          |
| 1118 | 19556-HQ-SPP | Katiso Mining Company Limited (100%) | PP   | GRT                             | Active       | Active | 8/11/2014  | 8/10/2019   | 865.1749 ha | ha                 | Eastern, Chipata          |
| 1119 | 16368-HQ-SPP | Katotoma Investment Ltd (100%)       | PP   | Au, Co, Cu                      | Active       | Active | 10/7/2011  | 10/6/2016   | 402.2122 ha | ha                 | Copperbelt, Mpongwe       |
| 1120 | 16331-HQ-SPP | Kavuluvulu Resources Limited (100%)  | PP   | DOL, GRT, LAT, LST, SDG         | Active       | Active | 3/4/2013   | 3/3/2018    | 263.4700 ha | ha                 | Lusaka, Kafue             |
| 1121 | 16396-HQ-SPP | Kavuluvulu Resources Limited (100%)  | PP   | GRT, LAT, LST, SAM              | Active       | Active | 8/26/2013  | 8/25/2018   | 545.0800 ha | ha                 | Lusaka, Chongwe           |
| 1122 | 19420-HQ-SPP | Kazovu Meleka (100%)                 | PP   | Ag, Au, Co, Cu, Fe, Mn, REE, Zn | Active       | Active | 8/11/2014  | 8/10/2019   |             | ha                 | North Western, Mwinilunga |
| 1123 | 20100-HQ-SPP | Kebby Nkata (100%)                   | PP   | Co, Cu, Fe                      | Active       | Active | 11/28/2014 | 11/27/2019  | 59.7003 ha  | ha                 | North Western, Mufumbwe   |
| 1124 | 17715-HQ-SPP | Kelvin Kaumba (100%)                 | PP   | Ag, Au, Co, Cu                  | Active       | Active | 8/9/2013   | 8/8/2018    | 187.3800 ha | ha                 | North Western, Solwezi    |
| 1125 | 18610-HQ-SPP | Kifubwa Mineral Resources Ltd (100%) | PP   | Au, Co, Cu, Ni, U               | Active       | Active | 6/19/2013  | 6/18/2018   | 975.4100 ha | ha                 | North Western, Solwezi    |
| 1126 | 18611-HQ-SPP | Kifubwa Mineral Resources Ltd (100%) | PP   | Au, Co, Cu, Ni, U               | Active       | Active | 6/19/2013  | 6/18/2018   | 760.7000 ha | ha                 | North Western, Mufumbwe   |

| No   | Code         | Parties  | Type | Commodities         | Status Group | Status | Grant Date | Expiry Date | Area        | Official Area Unit | Map Reference                           |
|------|--------------|--|------|---------------------|--------------|--------|------------|-------------|-------------|--------------------|---|
| 1127 | 19571-HQ-SPP | King Edward Mining Services Limited (100%)       | PP   | Ag, Au, Cu, Fe, SIL | Active       | Active | 5/9/2014   | 5/8/2019    |             | ha                 | Copperbelt, Mufulira                    |
| 1128 | 17965-HQ-SPP | Kisompe Mine Limited (100%)                      | PP   | Ag, Au, Co, Cu      | Active       | Active | 3/10/2014  | 3/9/2019    | 198.9900 ha | ha                 | North Western, Mufumbwe; Western, Kaoma |
| 1129 | 19473-HQ-SPP | Kisopeka Investment Limited (100%)               | PP   | SAM                 | Active       | Active | 5/13/2014  | 5/12/2019   | 785.1478 ha | ha                 | North Western, Solwezi                  |
| 1130 | 18623-HQ-SPP | Kisopeka Investments Ltd (100%)                  | PP   | SST                 | Active       | Active | 8/29/2013  | 8/28/2018   | 414.3900 ha | ha                 | North Western, Solwezi                  |
| 1131 | 18624-HQ-SPP | Kisopeka Investments Ltd (100%)                  | PP   | SST                 | Active       | Active | 8/29/2013  | 8/28/2018   | 113.6300 ha | ha                 | North Western, Solwezi                  |
| 1132 | 14171-HQ-SPP | Kitson J Ndawa (100%)                            | PP   | SIL                 | Active       | Active | 1/4/2013   | 1/3/2018    | 324.4400 ha | ha                 | Northern, Mbala                         |
| 1133 | 16099-HQ-SPP | Kovichi Contractors and Suppliers Limited (100%) | PP   | SIL                 | Active       | Active | 9/1/2011   | 8/31/2016   | 20.0265 ha  | ha                 | Copperbelt, Mufulira                    |
| 1134 | 16100-HQ-SPP | Kovichi Contractors and Suppliers Limited (100%) | PP   | SIL                 | Active       | Active | 9/1/2011   | 8/31/2016   | 26.6996 ha  | ha                 | Copperbelt, Mufulira                    |
| 1135 | 18775-HQ-SPP | Kozotech Minerals & Metals Ltd (100%)            | PP   | Co, Cu, Fe, Mn, Zn  | Active       | Active | 5/9/2013   | 5/8/2018    | 295.5660 ha | ha                 | Luapula, Mansa                          |
| 1136 | 19199-HQ-SPP | Kunda Mine Limited (100%)                        | PP   | Cu, Mn              | Active       | Active | 6/4/2014   | 6/3/2019    | 6.7000 ha   | ha                 | Luapula, Mansa                          |
| 1137 | 19587-HQ-SPP | Kupe's Apartments Limited (100%)                 | PP   | STN1                | Active       | Active | 5/23/2014  | 5/22/2019   | 957.5358 ha | ha                 | Southern, Livingstone                   |
| 1138 | 17286-HQ-SPP | Kwik-Spin Investments Limited (100%)             | PP   | Au, Co, Cu          | Active       | Active | 2/12/2013  | 2/11/2018   | 958.8900 ha | ha                 | North Western, Solwezi                  |
| 1139 | 17650-HQ-SPP | Kyulu Development Trust (100%)                   | PP   | SDG                 | Active       | Active | 5/22/2013  | 5/21/2018   | 835.1100 ha | ha                 | North Western, Solwezi                  |

| No   | Code         | Parties                                 | Type | Commodities                    | Status Group | Status | Grant Date | Expiry Date | Area                   | Official Area Unit | Map Reference             |
|------|--------------|---|------|--------------------------------|--------------|--------|------------|-------------|------------------------|--------------------|---------------------------|
| 1140 | 17895-HQ-SPP | Kyulu Development Trust (100%)          | PP   | SST                            | Active       | Active | 5/22/2013  | 5/21/2018   | 180.3700 ha            | ha                 | North Western, Solwezi    |
| 1141 | 17896-HQ-SPP | Kyulu Development Trust (100%)          | PP   | SST                            | Active       | Active | 5/22/2013  | 5/21/2018   | 935.3900 ha            | ha                 | North Western, Solwezi    |
| 1142 | 19341-HQ-SPP | Lackson Kasanjula (100%)                | PP   | SAM, SIL                       | Active       | Active | 1/8/2014   | 1/7/2019    | 6.6700 ha              | ha                 | Copperbelt, Mufulira      |
| 1143 | 19715-HQ-SPP | Laika investments Limited (100%)        | PP   | Au, Co, Cu, Fe, Mn             | Active       | Active | 6/2/2015   | 6/1/2020    | 9.6095 km <sup>2</sup> | km <sup>2</sup>    | Central, Mkushi           |
| 1144 | 19812-HQ-SPP | Lamasat Rock and Marble Limited (100%)  | PP   | LST, MBL                       | Active       | Active | 8/7/2014   | 8/6/2019    | 75.8648 ha             | ha                 | Lusaka, Kafue             |
| 1145 | 17674-HQ-SPP | LAMSA Energy Limited (100%)             | PP   | Au, Nb, P, REE, Sn             | Active       | Active | 2/13/2013  | 2/12/2018   | 143.3100 ha            | ha                 | Southern, Kalomo          |
| 1146 | 18842-HQ-SPP | Langton Phiri (100%)                    | PP   | Mn                             | Active       | Active | 5/20/2014  | 5/19/2019   | 6.7232 ha              | ha                 | Luapula, Samfya           |
| 1147 | 18852-HQ-SPP | Langton Phiri (100%)                    | PP   | Mn                             | Active       | Active | 3/25/2014  | 3/24/2019   | 6.7200 ha              | ha                 | Luapula, Samfya           |
| 1148 | 16899-HQ-SPP | Lassc Corporation Ltd (100%)            | PP   | Fe                             | Active       | Active | 8/13/2013  | 8/12/2018   | 16.5000 ha             | ha                 | Central, Mumbwa           |
| 1149 | 14293-HQ-SPP | Lawrence S.B.Mpeta (100%)               | PP   | Au, Co, Cu                     | Active       | Active | 1/3/2013   | 1/2/2018    | 672.0733 ha            | ha                 | Lusaka, Kafue             |
| 1150 | 17679-HQ-SPP | Lekago Mining Limited (100%)            | PP   | Ag, Au, Co, Cu, Fe             | Active       | Active | 5/8/2013   | 5/7/2018    | 502.5800 ha            | ha                 | Central, Chibombo, Mumbwa |
| 1151 | 14713-HQ-SPP | Lendor and Burton Ltd (100%)            | PP   | LST                            | Active       | Active | 3/30/2011  | 3/29/2016   | 82.6405 ha             | ha                 | Central, Chibombo         |
| 1152 | 15743-HQ-SPP | Lendor and Burton Ltd (100%)            | PP   | GRT, LST                       | Active       | Active | 1/24/2013  | 1/23/2018   | 759.0400 ha            | ha                 | Central, Chibombo         |
| 1153 | 14486-HQ-SPP | Lewit Mwewa (100%)                      | PP   | Au, Co, Cu, Fe, Mn, Pt, Ti, Zn | Active       | Active | 9/20/2010  | 9/19/2015   | 997.2400 ha            | ha                 | Northern, Luwingu         |
| 1154 | 19988-HQ-SPP | Liuwa Minerals Limited (100%)           | PP   | Au, Cu, Mn, Pb                 | Active       | Active | 10/22/2014 | 10/21/2019  | 979.0261 ha            | ha                 | Lusaka, Chongwe, Kafue    |
| 1155 | 13588-HQ-SPP | Lizakachi Mining Investments Ltd (100%) | PP   | Co, Cu                         | Active       | Active | 4/12/2012  | 4/11/2017   | 903.5500 ha            | ha                 |                           |

| No   | Code         | Parties   | Type | Commodities                                  | Status Group | Status | Grant Date | Expiry Date | Area                   | Official Area Unit | Map Reference               |
|------|--------------|---|------|--|--------------|--------|------------|-------------|------------------------|--------------------|-----------------------------|
| 1156 | 18406-HQ-SPP | LMW Investments Ltd (100%)                            | PP   | SDG  | Active       | Active | 6/14/2013  | 6/13/2018   | 209.9700 ha            | ha                 | Copperbelt, Luanshya, Ndola |
| 1157 | 19697-HQ-SPP | Loveness Ndongwe (100%)                               | PP   | LST  | Active       | Active | 8/21/2015  | 8/20/2020   | 9.9329 km <sup>2</sup> | km <sup>2</sup>    | North Western, Solwezi      |
| 1158 | 18672-HQ-SPP | Ludwig Sanday Sondashi (100%)                         | PP   | Ag, Au, Co, Cu, GRT, LST, Ni, Pb, U, Zn      | Active       | Active | 8/20/2013  | 8/19/2018   | 347.2400 ha            | ha                 | North Western, Solwezi      |
| 1159 | 18673-HQ-SPP | Ludwig Sanday Sondashi (100%)                         | PP   | Ag, Au, Co, COA, Cu, GRT, LST, Ni, Pb, U, Zn | Active       | Active | 8/20/2013  | 8/19/2018   | 981.6700 ha            | ha                 | North Western, Solwezi      |
| 1160 | 18674-HQ-SPP | Ludwig Sanday Sondashi (100%)                         | PP   | Ag, Au, Co, COA, Cu, GRT, LST, Ni, Pb, U, Zn | Active       | Active | 8/20/2013  | 8/19/2018   | 140.2400 ha            | ha                 | North Western, Solwezi      |
| 1161 | 19347-HQ-SPP | Lufwanyama Gemstone Limited (100%)                    | PP   | GRT, LST, LWA                                | Active       | Active | 1/8/2014   | 1/7/2019    | 197.7500 ha            | ha                 | Lusaka, Kafue, Lusaka       |
| 1162 | 18655-HQ-SPP | Lukonde Makungu (100%)                                | PP   | Cu, Fe, SIL                                  | Active       | Active | 11/15/2013 | 11/14/2018  | 413.2400 ha            | ha                 | Copperbelt, Luanshya        |
| 1163 | 20044-HQ-SPP | Lukonde Makungu (100%)                                | PP   | GRT, LST                                     | Active       | Active | 2/11/2015  | 2/10/2020   | 1.3849 km <sup>2</sup> | km <sup>2</sup>    | Lusaka, Chongwe             |
| 1164 | 18361-HQ-SPP | Lunga Minerals and Exploration Company Limited (100%) | PP   | Ag, Au, Co, Cu, Pb, Pt, U, Zn                | Active       | Active | 4/30/2013  | 4/29/2018   | 735.7100 ha            | ha                 | North Western, Mufumbwe     |
| 1165 | 19911-HQ-SPP | Lunga Minerals and Exploration Limited (100%)         | PP   | Cu   | Active       | Active | 2/18/2015  | 2/17/2020   | 159.9126 ha            | ha                 | North Western, Mufumbwe     |
| 1166 | 19793-HQ-SPP | Luwe Mining Limited (100%)                            | PP   | LST, LWA                                     | Active       | Active | 7/22/2014  | 7/21/2019   | 922.7959 ha            | ha                 | Lusaka, Kafue               |
| 1167 | 14565-HQ-SPP | M & L Mining and General Dealers Limited (100%)       | PP   | Cu   | Active       | Active | 7/10/2012  | 7/9/2017    | 473.7700 ha            | ha                 | North Western, Kasempa      |
| 1168 | 15477-HQ-SPP | M & N Industrial Merchants Ltd (100%)                 | PP   | Au, Co, Cu, Fe                               | Active       | Active | 3/26/2013  | 3/25/2018   | 996.5900 ha            | ha                 | North Western, Kasempa      |

| No   | Code         | Parties                                       | Type | Commodities   | Status Group | Status | Grant Date | Expiry Date | Area        | Official Area Unit | Map Reference                    |
|------|--------------|---|------|---|--------------|--------|------------|-------------|-------------|--------------------|----------------------------------|
| 1169 | 17964-HQ-SPP | M&L Mining and general Dealers Limited (100%) | PP   | Co, Cu  | Active       | Active | 3/11/2013  | 3/10/2018   | 277.9900 ha | ha                 | Central, Mumbwa                  |
| 1170 | 15108-HQ-SPP | Magec Enterprises Limited (100%)              | PP   | Au, Co, Cu <sub>2</sub> CO <sub>3</sub> (OH) <sub>2</sub> | Active       | Active | 12/27/2010 | 12/26/2015  | 401.9400 ha | ha                 | North Western, Kasempa           |
| 1171 | 15705-HQ-SPP | Maggie Kashinakazhi (100%)                    | PP   | Au, Co, Cu, Fe  | Active       | Active | 10/6/2011  | 10/5/2016   | 786.3400 ha | ha                 | North Western, Mufumbwe          |
| 1172 | 15720-HQ-SPP | Mahogany Mining Limited (100%)                | PP   | Mn  | Active       | Active | 6/28/2012  | 6/27/2017   | 393.2700 ha | ha                 | Luapula, Samfya                  |
| 1173 | 15116-HQ-SPP | Mamala Enterprises Limited (100%)             | PP   | Cu  | Active       | Active | 12/18/2013 | 12/17/2018  | 361.3200 ha | ha                 | North Western, Mwinilunga        |
| 1174 | 18216-HQ-SPP | Manseba Mine Ltd (100%)                       | PP   | Au, Cu, Fe, Mn  | Active       | Active | 5/20/2013  | 5/19/2018   | 436.7800 ha | ha                 | Central, Mkushi                  |
| 1175 | 14855-HQ-SPP | Margie S Musonda (100%)                       | PP   | Ag, Au, Co, Cu, Mn, Th, U, Zn                             | Active       | Active | 12/6/2010  | 12/5/2015   | 918.9000 ha | ha                 | Central, Mkushi                  |
| 1176 | 19027-HQ-SPP | Marion Kafunga (100%)                         | PP   | Ag, Au, Co, Cu, Mn  | Active       | Active | 10/2/2013  | 10/1/2018   | 611.2300 ha | ha                 | Copperbelt, Chililabombwe        |
| 1177 | 18959-HQ-SPP | MARU Resources Limited (100%)                 | PP   | DOL, LST, STN   | Active       | Active | 10/2/2013  | 10/1/2018   | 897.6200 ha | ha                 | Central, Chibombo; Lusaka, Kafue |
| 1178 | 18960-HQ-SPP | MARU Resources Limited (100%)                 | PP   | DIT, LST, STN   | Active       | Active | 10/2/2013  | 10/1/2018   | 980.1900 ha | ha                 | Central, Chibombo                |
| 1179 | 16424-HQ-SPP | Mashata Chisola (100%)                        | PP   | Cu  | Active       | Active | 11/2/2012  | 11/1/2017   | 13.3300 ha  | ha                 | North Western, Mufumbwe          |
| 1180 | 15980-HQ-SPP | Masovi General Dealers (100%)                 | PP   | QTZ, SIL  | Active       | Active | 10/11/2012 | 10/10/2017  | 200.2609 ha | ha                 | Copperbelt, Mufulira             |
| 1181 | 20027-HQ-SPP | Mathinda kaziah Mvula (100%)                  | PP   | Au, Co, Cu, Fe, Mn, Sn, Zn                                | Active       | Active | 10/21/2014 | 10/20/2019  | 700.6405 ha | ha                 | North Western, Mufumbwe          |

| No   | Code         | Parties  | Type | Commodities                                | Status Group | Status | Grant Date | Expiry Date | Area        | Official Area Unit | Map Reference              |
|------|--------------|--|------|--|--------------|--------|------------|-------------|-------------|--------------------|----------------------------|
| 1182 | 20028-HQ-SPP | Mathinda kaziah Mvula (100%)                             | PP   | Au, Co, Cu, Fe, Mn, Sn, Zn                 | Active       | Active | 10/21/2014 | 10/20/2019  | 401.7173 ha | ha                 | North Western, Mufumbwe    |
| 1183 | 17618-HQ-SPP | Matka Technical Services Limited (100%)                  | PP   | LST  | Active       | Active | 10/19/2013 | 10/18/2018  | 19.7910 ha  | ha                 | Lusaka, Kafue              |
| 1184 | 18942-HQ-SPP | Matukuchila Investments Ltd (100%)                       | PP   | Ag, Au, Co, Cu, Fe, Mn                     | Active       | Active | 8/15/2013  | 8/14/2018   | 482.4600 ha | ha                 | North Western, Mwinilunga  |
| 1185 | 19032-HQ-SPP | Mbiya Mining and Minerals Development Company Ltd (100%) | PP   | Au, Co, Cu, Mn                             | Active       | Active | 1/29/2014  | 1/28/2019   | 996.6600 ha | ha                 | Eastern, Petauke           |
| 1186 | 19033-HQ-SPP | Mbiya Mining and Minerals Development Company Ltd (100%) | PP   | Au, Co, Cu, Mn                             | Active       | Active | 8/27/2013  | 8/26/2018   | 362.1000 ha | ha                 | Eastern, Petauke           |
| 1187 | 17848-HQ-SPP | Mbolowa Lindunda (100%)                                  | PP   | Mn   | Active       | Active | 4/24/2013  | 4/23/2018   | 6.7200 ha   | ha                 | Luapula, Samfya            |
| 1188 | 15832-HQ-SPP | Medalseek Enterprises Limited (100%)                     | PP   | Au, Cu, SIL                                | Active       | Active | 2/27/2013  | 2/26/2018   | 1.8370 ha   | ha                 | Copperbelt, Mufulira       |
| 1189 | 19799-HQ-SPP | Mefarms Limited (100%)                                   | PP   | Ag, Au, Co, Cu, Fe, Mn, Ni, Pb, PGM, U, Zn | Active       | Active | 8/21/2014  | 8/20/2019   | 550.4033 ha | ha                 | Northern, Mbala            |
| 1190 | 16375-HQ-SPP | Mercury Lines Limited (100%)                             | PP   | STN1                                       | Active       | Active | 7/31/2013  | 7/30/2018   | 39.5333 ha  | ha                 | Lusaka, Kafue              |
| 1191 | 18519-HQ-SPP | Mineralite Mining Ltd (100%)                             | PP   | Au, Co, Cu, Fe                             | Active       | Active | 10/15/2014 | 10/14/2019  | 956.3457 ha | ha                 | North Western, Kasempa     |
| 1192 | 19395-HQ-SPP | Mingi Mining Limited (100%)                              | PP   | GRT, LST, STN                              | Active       | Active | 8/15/2014  | 8/14/2019   | 211.1047 ha | ha                 | Lusaka, Kafue              |
| 1193 | 19635-HQ-SPP | Misheck Mutumbwe (100%)                                  | PP   | Ag, Au, Co, Cu, Fe                         | Active       | Active | 6/2/2014   | 6/1/2019    | 819.7588 ha | ha                 | North Western, Solwezi     |
| 1194 | 16347-HQ-SPP | Mogoswa Limestone Limited (100%)                         | PP   | LST, STN                                   | Active       | Active | 2/14/2013  | 2/13/2018   | 266.7600 ha | ha                 | Copperbelt, Masaiti        |
| 1195 | 16348-HQ-SPP | Mogoswa Limestone Limited (100%)                         | PP   | LST, STN                                   | Active       | Active | 2/14/2013  | 2/13/2018   | 40.0100 ha  | ha                 | Copperbelt, Masaiti, Ndola |
| 1196 | 16755-HQ-SPP | Mogoswa Limestone Limited (100%)                         | PP   | LST  | Active       | Active | 2/14/2013  | 2/13/2018   | 6.6687 ha   | ha                 | Copperbelt, Ndola          |
| 1197 | 16756-HQ-SPP | Mogoswa Limestone Ltd (100%)                             | PP   | LST  | Active       | Active | 2/14/2013  | 2/13/2018   | 6.6700 ha   | ha                 | Copperbelt, Masaiti, Ndola |

| No   | Code         | Parties   | Type | Commodities  | Status Group | Status | Grant Date | Expiry Date | Area                   | Official Area Unit | Map Reference                     |
|------|--------------|---|------|--|--------------|--------|------------|-------------|------------------------|--------------------|-----------------------------------|
| 1198 | 16828-HQ-SPP | Mogoswa Limestone Ltd (100%)                              | PP   | LST  | Active       | Active | 2/15/2013  | 2/14/2018   | 66.7100 ha             | ha                 | Copperbelt, Ndola                 |
| 1199 | 16829-HQ-SPP | Mogoswa Limestone Ltd (100%)                              | PP   | LST  | Active       | Active | 2/15/2013  | 2/14/2018   | 53.3600 ha             | ha                 | Copperbelt, Ndola                 |
| 1200 | 16831-HQ-SPP | Mogoswa Limestone Ltd (100%)                              | PP   | LST  | Active       | Active | 2/15/2013  | 2/14/2018   | 0.5335 km <sup>2</sup> | km <sup>2</sup>    | Copperbelt, Masaiti               |
| 1201 | 18891-HQ-SPP | Mogoswa Limestone Ltd (100%)                              | PP   | LST, STN   | Active       | Active | 8/23/2013  | 8/22/2018   | 3.3300 ha              | ha                 | Copperbelt, Masaiti               |
| 1202 | 15862-HQ-SPP | Mosaic Mineral Limited (100%)                             | PP   | LST  | Active       | Active | 9/13/2012  | 9/12/2017   | 13.3300 ha             | ha                 | Copperbelt, Kalulushi, Lufwanyama |
| 1203 | 18402-HQ-SPP | Mount Horeb Investments Ltd (100%)                        | PP   | Au, Co, Cu, Fe, GRT, MBL, MIC, PGM, Sn, TLC  | Active       | Active | 6/17/2014  | 6/16/2019   | 291.0200 ha            | ha                 | Central, Chibombo                 |
| 1204 | 19061-HQ-SPP | Muchenga Industrial Minerals Limited (100%)               | PP   | LWA, STN1  | Active       | Active | 10/3/2013  | 10/2/2018   | 923.9600 ha            | ha                 | Copperbelt, Lufwanyama            |
| 1205 | 14141-HQ-SPP | Mfulande Stone Works and Concrete Products Limited (100%) | PP   | LST  | Active       | Active | 8/9/2011   | 8/8/2016    | 3.3000 ha              | ha                 | Lusaka, Kafue                     |
| 1206 | 18605-HQ-SPP | Mukamandu Mining Ltd (100%)                               | PP   | Co, Cu   | Active       | Active | 5/8/2013   | 5/7/2018    | 180.0200 ha            | ha                 | Copperbelt, Ndola                 |
| 1207 | 18380-HQ-SPP | Mukumbi Resources Ltd (100%)                              | PP   | Cu   | Active       | Active | 8/16/2013  | 8/15/2018   | 361.1600 ha            | ha                 |                                   |
| 1208 | 16120-HQ-SPP | Mulopwe Company Limited (100%)                            | PP   | Cu, Fe, Ti   | Active       | Active | 4/16/2012  | 4/15/2017   | 26.8148 ha             | ha                 | Luapula, Mansa                    |
| 1209 | 17440-HQ-SPP | Mulopwe Company Limited (100%)                            | PP   | Au, DIA  | Active       | Active | 2/10/2014  | 2/9/2019    | 20.1191 ha             | ha                 | Luapula, Mansa                    |
| 1210 | 16880-HQ-SPP | Mulunda Investment Limited (100%)                         | PP   | Ag, As, Au, CC, Cd, Co, Cr, Cu, Fe, Ge, Mo, Nb, Ni, Pb, Pt, REE, S, Sb, Se, Sn, Ta, Th, U, V, Zn | Active       | Active | 1/4/2013   | 1/3/2018    | 995.8100 ha            | ha                 | Central, Mumbwa                   |
| 1211 | 14806-HQ-SPP | Mulungushi Corporation Limited (100%)                     | PP   | Au, Cu   | Active       | Active | 4/19/2011  | 4/18/2016   | 745.0400 ha            | ha                 | North Western, Kasempa            |
| 1212 | 13734-HQ-SPP | Mumba Mwiinga (100%)                                      | PP   | Cu   | Active       | Active | 6/28/2013  | 6/27/2018   | 39.7100 ha             | ha                 | Central, Mumbwa                   |

| No   | Code         | Parties                                      | Type | Commodities                        | Status Group | Status | Grant Date | Expiry Date | Area                   | Official Area Unit | Map Reference                          |
|------|--------------|--|------|------------------------------------|--------------|--------|------------|-------------|------------------------|--------------------|--|
| 1213 | 20036-HQ-SPP | Mupata mining and Exploration Company (100%) | PP   | SIL                                | Active       | Active | 12/29/2014 | 12/28/2019  | 6.6759 ha              | ha                 | Copperbelt, Mufulira                   |
| 1214 | 19220-HQ-SPP | Musiba Mining Limited (100%)                 | PP   | DOL, GRT, LST                      | Active       | Active | 10/1/2013  | 9/30/2018   | 326.7200 ha            | ha                 | Lusaka, Chongwe                        |
| 1215 | 18771-HQ-SPP | Mwala Crushing Ltd (100%)                    | PP   | CLY, CLY3, DOL, GRT, LAT, LST, SDG | Active       | Active | 8/8/2013   | 8/7/2018    | 139.0614 ha            | ha                 | Central, Kabwe                         |
| 1216 | 19229-HQ-SPP | Mwala Crushing Ltd (100%)                    | PP   | CLY, CLY3, DOL, GRT, LAT, LST, SDG | Active       | Active | 9/10/2014  | 9/9/2019    | 0.8343 km <sup>2</sup> | km <sup>2</sup>    | Copperbelt, Kalulushi, Mufulira        |
| 1217 | 19276-HQ-SPP | Nangoma Mining Investments Limited (100%)    | PP   | Cu                                 | Active       | Active | 3/4/2014   | 3/3/2019    | 330.0100 ha            | ha                 | Central, Mumbwa                        |
| 1218 | 16633-HQ-SPP | Natural Premier Products Ltd (100%)          | PP   | LST                                | Active       | Active | 9/25/2012  | 9/24/2017   | 376.0300 ha            | ha                 | Lusaka, Lusaka                         |
| 1219 | 20088-HQ-SPP | Niche Mineral Resources Ltd (100%)           | PP   | Fe                                 | Active       | Active | 2/4/2015   | 2/3/2020    | 885.1700 ha            | ha                 | Central, Mumbwa                        |
| 1220 | 18840-HQ-SPP | Nisco Industries Ltd (100%)                  | PP   | GRT                                | Active       | Active | 7/26/2013  | 7/25/2018   | 326.7500 ha            | ha                 | Central, Chibombo                      |
| 1221 | 19498-HQ-SPP | Nisco Industries Ltd (100%)                  | PP   | GRT, LST                           | Active       | Active | 4/16/2014  | 4/15/2019   | 177.9927 ha            | ha                 | Lusaka, Kafue                          |
| 1222 | 15990-HQ-SPP | Nobrom Investments Limited (0%)              | PP   | DIA, Mn                            | Active       | Active | 9/12/2011  | 9/11/2016   | 243.0500 ha            | ha                 | Luapula, Kawambwa; Northern, Mporokoso |
| 1223 | 19616-HQ-SPP | Nuvian Investments Limited (100%)            | PP   | LST, SIL                           | Active       | Active | 4/10/2015  | 4/9/2020    | 972.7200 ha            | ha                 | North Western, Mwinilunga              |
| 1224 | 16205-HQ-SPP | Nyake Enterprises (100%)                     | PP   | LST                                | Active       | Active | 8/7/2013   | 8/6/2018    | 257.5000 ha            | ha                 | North Western, Solwezi                 |
| 1225 | 15314-HQ-SPP | Osho Ventures Zambia Limited (100%)          | PP   | Cu, Mn                             | Active       | Active | 6/22/2012  | 6/21/2017   | 459.5700 ha            | ha                 | Central, Mkushi                        |
| 1226 | 17486-HQ-SPP | P.Simpemba and Company Ltd (100%)            | PP   | Cu, Fe, Pb, Zn                     | Active       | Active | 2/27/2013  | 2/26/2018   | 481.7700 ha            | ha                 | North Western, Mwinilunga              |
| 1227 | 17495-HQ-SPP | P.Simpemba and Company Ltd (100%)            | PP   | Co, Cu, Fe, Zn                     | Active       | Active | 6/6/2013   | 6/5/2018    | 558.7900 ha            | ha                 |  |



| No   | Code         | Parties                              | Type | Commodities                            | Status Group | Status | Grant Date | Expiry Date | Area        | Official Area Unit | Map Reference                  |
|------|--------------|--------------------------------------|------|--|--------------|--------|------------|-------------|-------------|--------------------|--------------------------------|
| 1228 | 20184-HQ-SPP | Pagoya Enterprises Limited (100%)    | PP   | DOL, GRF, GRT, KYN, LST, MIC, SDG, TLC | Active       | Active | 6/30/2015  | 6/29/2020   | 942.0108 ha | ha                 | Lusaka, Kafue                  |
| 1229 | 20185-HQ-SPP | Pagoya Enterprises Limited (100%)    | PP   | DOL, GRF, GRT, KYN, MIC, SDG, TLC      | Active       | Active | 6/30/2015  | 6/29/2020   | 342.6025 ha | ha                 | Lusaka, Kafue                  |
| 1230 | 20186-HQ-SPP | Pagoya Enterprises Limited (100%)    | PP   | DOL, GRF, GRT, KYN, LST, MIC, SDG, TLC | Active       | Active | 6/30/2015  | 6/29/2020   | 342.6084 ha | ha                 | Lusaka, Kafue                  |
| 1231 | 17951-HQ-SPP | Pambe Mining Co. Ltd (100%)          | PP   | Au, Co, Cu                             | Active       | Active | 3/5/2013   | 3/4/2018    | 218.5256 ha | ha                 | North Western, Mwinilunga      |
| 1232 | 17952-HQ-SPP | Pambe Mining Co. Ltd (100%)          | PP   |  | Active       | Active | 3/5/2013   | 3/4/2018    | 282.3900 ha | ha                 | North Western, Mwinilunga      |
| 1233 | 19593-HQ-SPP | Pamela Ann Middlemas (100%)          | PP   | SDG, SST, STN, STN2                    | Active       | Active | 10/23/2014 | 10/22/2019  | 13.2027 ha  | ha                 | Central, Chibombo              |
| 1234 | 20029-HQ-SPP | Pamela Ann Middlemas (100%)          | PP   | DOL, GRT, LST                          | Active       | Active | 10/23/2014 | 10/22/2019  | 969.1686 ha | ha                 | Lusaka, Chongwe, Kafue         |
| 1235 | 19910-HQ-SPP | Patrick K. S. M. Ngambi (100%)       | PP   | STN                                    | Active       | Active | 10/10/2014 | 10/9/2019   | 6.5968 ha   | ha                 | Lusaka, Chongwe                |
| 1236 | 14184-HQ-SPP | Peggy Zulu (100%)                    | PP   |  | Active       | Active | 10/11/2010 | 10/10/2015  | 362.9816 ha | ha                 |                                |
| 1237 | 16079-HQ-SPP | Pelwa General Dealers Limited (100%) | PP   | Co, Cu, Fe, Mn                         | Active       | Active | 11/18/2013 | 11/17/2018  | 783.7600 ha | ha                 | Northern, Mporokoso            |
| 1238 | 16281-HQ-SPP | Peter Kaoma (100%)                   | PP   | Au, Co, Cu                             | Active       | Active | 10/5/2011  | 10/4/2016   | 40.0000 ha  | ha                 | Copperbelt, Ndola              |
| 1239 | 14933-HQ-SPP | Phoenix Materials Limited (100%)     | PP   | Cu, LWA                                | Active       | Active | 8/7/2012   | 8/6/2017    | 183.3400 ha | ha                 | Copperbelt, Ndola              |
| 1240 | 18814-HQ-SPP | Point & Line Technology Ltd (100%)   | PP   | QTZ                                    | Active       | Active | 5/7/2013   | 5/6/2018    | 29.6800 ha  | ha                 | Lusaka, Kafue                  |
| 1241 | 18528-HQ-SPP | Powerflex Zambia Limited (100%)      | PP   | STN                                    | Active       | Active | 5/8/2013   | 5/7/2018    | 300.7300 ha | ha                 | North Western, Solwezi         |
| 1242 | 19155-HQ-SPP | Praja Minerals Zambia Limited (100%) | PP   | Cu, Mn                                 | Active       | Active | 10/10/2013 | 10/9/2018   | 586.3700 ha | ha                 | Central, Kapiri Mposhi, Mkushi |

| No   | Code         | Parties   | Type | Commodities        | Status Group | Status | Grant Date | Expiry Date | Area                   | Official Area Unit | Map Reference        |
|------|--------------|---|------|--------------------|--------------|--------|------------|-------------|------------------------|--------------------|----------------------|
| 1243 | 19912-HQ-SPP | Praja Minerals Zambia Limited (100%)              | PP   | Mn                 | Active       | Active | 9/26/2014  | 9/25/2019   | 564.2290 ha            | ha                 | Luapula, Mansa       |
| 1244 | 20016-HQ-SPP | Praja Minerals Zambia Limited (100%)              | PP   | Au, Cu, Fe         | Active       | Active | 10/27/2014 | 10/26/2019  | 941.1475 ha            | ha                 | Central, Mumbwa      |
| 1245 | 20017-HQ-SPP | Praja Minerals Zambia Limited (100%)              | PP   | Cu                 | Active       | Active | 10/27/2014 | 10/26/2019  | 303.8564 ha            | ha                 | Central, Mumbwa      |
| 1246 | 20123-HQ-SPP | Praja Minerals Zambia Limited (100%)              | PP   | Au, Cu, Mn, Pb, Zn | Active       | Active | 11/24/2014 | 11/23/2019  | 9.2769 km <sup>2</sup> | km <sup>2</sup>    | Central, Chibombo    |
| 1247 | 20124-HQ-SPP | Praja Minerals Zambia Limited (100%)              | PP   | Ag, Au, Cu, Pb, Zn | Active       | Active | 2/19/2015  | 2/18/2020   | 4.7642 km <sup>2</sup> | km <sup>2</sup>    | Central, Mumbwa      |
| 1248 | 20216-HQ-SPP | Praja Minerals Zambia Limited (100%)              | PP   | Au, Co, Cu, Fe, Mn | Active       | Active | 4/8/2015   | 4/7/2020    | 9.1191 km <sup>2</sup> | km <sup>2</sup>    | Luapula, Milenge     |
| 1249 | 14349-HQ-SPP | Precision Mining (Z) Ltd (100%)                   | PP   | Au, Cu, Mn         | Active       | Active | 12/3/2010  | 12/2/2015   | 363.0385 ha            | ha                 | Luapula, Samfya      |
| 1250 | 18236-HQ-SPP | Precision Mining (Z) Ltd (100%)                   | PP   | Mn                 | Active       | Active | 8/19/2013  | 8/18/2018   | 369.7400 ha            | ha                 | Northern, Luwingu    |
| 1251 | 18821-HQ-SPP | Principa Chabanga (100%)                          | PP   | DOL, GRT, LWA      | Active       | Active | 12/16/2013 | 12/15/2018  | 360.1900 ha            | ha                 | Central, Serenje     |
| 1252 | 19752-HQ-SPP | Priyanka Resources Zambia Limited (100%)          | PP   | Au, Cu, Fe, Mn     | Active       | Active | 7/18/2014  | 7/17/2019   | 901.8400 ha            | ha                 | Central, Serenje     |
| 1253 | 19753-HQ-SPP | Priyanka Resources Zambia Limited (100%)          | PP   | Au, Cu, Fe, Mn     | Active       | Active | 7/18/2014  | 7/17/2019   | 909.0501 ha            | ha                 | Central, Serenje     |
| 1254 | 19754-HQ-SPP | Priyanka Resources Zambia Limited (100%)          | PP   | Au, Cu, Fe, Mn     | Active       | Active | 7/18/2014  | 7/17/2019   | 514.7604 ha            | ha                 | Northern, Mpika      |
| 1255 | 19755-HQ-SPP | Priyanka Resources Zambia Limited (100%)          | PP   | Au, Cu, Fe, Mn     | Active       | Active | 7/18/2014  | 7/17/2019   | 851.8517 ha            | ha                 | Central, Serenje     |
| 1256 | 19866-HQ-SPP | Promo Gear Limited (100%)                         | PP   | STN                | Active       | Active | 8/13/2014  | 8/12/2019   | 137.7682 ha            | ha                 | Southern, Choma      |
| 1257 | 19687-HQ-SPP | Putu Mwambi (100%)                                | PP   | Au, Mn             | Active       | Active | 7/18/2014  | 7/17/2019   | 239.2169 ha            | ha                 | Central, Mkushi      |
| 1258 | 19451-HQ-SPP | Rabya Machines, Tools and Hardware Limited (100%) | PP   | SAM, SIL           | Active       | Active | 3/6/2014   | 3/5/2019    | 30.0344 ha             | ha                 | Copperbelt, Mufulira |
| 1259 | 19532-HQ-SPP | Rabya Machines, Tools and Hardware Limited (100%) | PP   | MS, QTZ, SIL       | Active       | Active | 8/1/2014   | 7/31/2019   | 2.8371 km <sup>2</sup> | km <sup>2</sup>    | Copperbelt, Mufulira |

| No   | Code         | Parties                                 | Type | Commodities               | Status Group | Status | Grant Date | Expiry Date | Area        | Official Area Unit | Map Reference                                |
|------|--------------|---|------|---------------------------|--------------|--------|------------|-------------|-------------|--------------------|--|
| 1260 | 16766-HQ-SPP | Rabya Machining Ltd (100%)              | PP   | SIL, SST                  | Active       | Active | 10/3/2012  | 10/2/2017   | 253.7500 ha | ha                 | Copperbelt, Mufulira                         |
| 1261 | 19103-HQ-SPP | Rajamani Nadar Resources (Z) Ltd (100%) | PP   | Ag, Au, Cu                | Active       | Active | 9/9/2013   | 9/8/2018    | 858.2800 ha | ha                 |  |
| 1262 | 19865-HQ-SPP | Rajnish Sharma (100%)                   | PP   | LST                       | Active       | Active | 8/8/2014   | 8/7/2019    | 150.0477 ha | ha                 | Copperbelt, Masaiti                          |
| 1263 | 16379-HQ-SPP | RAMCON Mining Limited (100%)            | PP   | GRT, LAT, STN1            | Active       | Active | 4/4/2013   | 4/3/2018    | 13.2600 ha  | ha                 | Western, Kaoma                               |
| 1264 | 17750-HQ-SPP | Richard Banda (100%)                    | PP   | Au, Co, Cu, U, Zn         | Active       | Active | 7/25/2013  | 7/24/2018   | 950.1500 ha | ha                 | North Western, Solwezi                       |
| 1265 | 17751-HQ-SPP | Richard Banda (100%)                    | PP   | Ag, Au, Co, Cu, Fe, U, Zn | Active       | Active | 1/17/2014  | 1/16/2019   | 856.6000 ha | ha                 | North Western, Solwezi                       |
| 1266 | 18526-HQ-SPP | Richard Banda (100%)                    | PP   | Au, Co, Cu, MS, Ni, U     | Active       | Active | 3/1/2013   | 2/28/2018   | 26.7300 ha  | ha                 | North Western, Solwezi                       |
| 1267 | 19373-HQ-SPP | Richard Banda (100%)                    | PP   | Au, Cu, Fe, Mn, TLC       | Active       | Active | 2/28/2014  | 2/27/2019   | 276.3700 ha | ha                 | Central, Mkushi; Copperbelt, Masaiti, Mkushi |
| 1268 | 18695-HQ-SPP | RoadFleet Logistics Ltd (100%)          | PP   | GRT, LST                  | Active       | Active | 9/30/2013  | 9/29/2018   | 395.9800 ha | ha                 | Central, Chibombo                            |
| 1269 | 15651-HQ-SPP | Roads Development Agency (100%)         | PP   | GRT                       | Active       | Active | 4/26/2012  | 4/25/2017   | 79.0360 ha  | ha                 | Lusaka, Kafue                                |
| 1270 | 16316-HQ-SPP | Roads Development Agency (100%)         | PP   | GRT                       | Active       | Active | 8/23/2012  | 8/22/2017   | 84.7847 ha  | ha                 | Southern, Kazungula                          |
| 1271 | 18344-HQ-SPP | Roads Development Agency (100%)         | PP   | GRT                       | Active       | Active | 5/20/2013  | 5/19/2018   | 39.8100 ha  | ha                 | Eastern, Katete                              |
| 1272 | 19079-HQ-LPL | Roads Development Agency (100%)         | PP   | GRT                       | Active       | Active | 12/9/2014  | 12/8/2019   | 39.8259 ha  | ha                 | Western, Lukulu                              |
| 1273 | 19238-HQ-SPP | Roads Development Agency (100%)         | PP   | GRT                       | Active       | Active | 11/19/2013 | 11/18/2018  | 77.1924 ha  | ha                 | Eastern, Chama                               |
| 1274 | 19256-HQ-SPP | Roads Development Agency (100%)         | PP   | GRT                       | Active       | Active | 11/19/2013 | 11/18/2018  | 162.5208 ha | ha                 | Eastern, Chadiza                             |

| No   | Code         | Parties  | Type | Commodities                | Status Group | Status | Grant Date | Expiry Date | Area                   | Official Area Unit | Map Reference                  |
|------|--------------|--|------|----------------------------|--------------|--------|------------|-------------|------------------------|--------------------|--------------------------------|
| 1275 | 19360-HQ-SPP | Roads Development Agency (100%)                    | PP   | GRT                        | Active       | Active | 12/9/2014  | 12/8/2019   | 211.7700 ha            | ha                 | Luapula, Mansa, Mwense         |
| 1276 | 19492-HQ-SPP | Roads Development Agency (100%)                    | PP   | GRT                        | Active       | Active | 7/10/2014  | 7/9/2019    | 0.1326 km <sup>2</sup> | km <sup>2</sup>    | Eastern, Petauke               |
| 1277 | 19731-HQ-SPP | Roads Development Agency (100%)                    | PP   | GRT                        | Active       | Active | 12/9/2014  | 12/8/2019   | 80.6463 ha             | ha                 | Northern, Chinsali             |
| 1278 | 19828-HQ-SPP | Roads Development Agency (100%)                    | PP   | GRT                        | Active       | Active | 12/9/2014  | 12/8/2019   | 30.3159 ha             | ha                 | Luapula, Mwense                |
| 1279 | 19905-HQ-SPP | Roads Development Agency (100%)                    | PP   | GRT                        | Active       | Active | 12/9/2014  | 12/8/2019   | 179.0956 ha            | ha                 | Eastern, Chadiza               |
| 1280 | 19983-HQ-SPP | Roads Development Agency (100%)                    | PP   | GRT                        | Active       | Active | 8/18/2015  | 8/17/2020   | 58.6955 ha             | ha                 | Southern, Kazungula            |
| 1281 | 19984-HQ-SPP | Roads Development Agency (100%)                    | PP   | GRT                        | Active       | Active | 12/9/2014  | 12/8/2019   | 16.2944 ha             | ha                 | Southern, Kazungula            |
| 1282 | 14476-HQ-SPP | Rockview Information Systems Zambia Limited (100%) | PP   | COA, Sn, Ta                | Active       | Active | 12/2/2010  | 12/1/2015   | 182.6915 ha            | ha                 | Southern, Kalomo               |
| 1283 | 14895-HQ-SPP | Ronald Mwange (100%)                               | PP   | Fe, Mn                     | Active       | Active | 6/3/2013   | 6/2/2018    | 722.6100 ha            | ha                 | Central, Mkushi                |
| 1284 | 13271-HQ-SPP | Ronald Phiri (100%)                                | PP   | Au, Co, Cu                 | Active       | Active | 11/18/2010 | 11/17/2015  | 402.2397 ha            | ha                 | Central, Serenje               |
| 1285 | 15826-HQ-SPP | Royal Sesheke Quarry (100%)                        | PP   | STN, STN1                  | Active       | Active | 6/18/2012  | 6/17/2017   | 52.3200 ha             | ha                 | Western, Sesheke               |
| 1286 | 19006-HQ-SPP | Ruskins Jere (100%)                                | PP   | Cu, Fe, Mn, Ti             | Active       | Active | 9/25/2013  | 9/24/2018   | 13.2822 ha             | ha                 | Eastern, Petauke               |
| 1287 | 19576-HQ-SPP | Ruswabo Enterprise (100%)                          | PP   | LST                        | Active       | Active | 5/16/2014  | 5/15/2019   | 395.6600 ha            | ha                 | Lusaka, Chongwe                |
| 1288 | 16098-HQ-SPP | Sable Transport Limited (100%)                     | PP   | LST                        | Active       | Active | 7/27/2011  | 7/26/2016   | 187.5200 ha            | ha                 | Southern, Mazabuka             |
| 1289 | 19613-HQ-SPP | Sabra Resources Ltd (100%)                         | PP   | Ag, Au, Cu, Fe, Mn, Pb, Zn | Active       | Active | 5/23/2014  | 5/22/2019   | 971.6400 ha            | ha                 | Northern, Mbala                |
| 1290 | 19614-HQ-SPP | Sabra Resources Ltd (100%)                         | PP   | Ag, Au, Cu, Fe, Mn, Pb, Zn | Active       | Active | 5/23/2014  | 5/22/2019   | 366.1700 ha            | ha                 | Central, Kapiri Mposhi, Mkushi |

| No   | Code         | Parties                              | Type | Commodities                    | Status Group | Status | Grant Date | Expiry Date | Area                   | Official Area Unit | Map Reference             |
|------|--------------|--------------------------------------|------|--------------------------------|--------------|--------|------------|-------------|------------------------|--------------------|---------------------------|
| 1291 | 17100-HQ-SPP | Sakeji Mining Limited (100%)         | PP   | Be3Al2(SiO3)6, Co, Cu, Mn      | Active       | Active | 5/10/2013  | 5/9/2018    | 365.4000 ha            | ha                 | Central, Kapiri Mposhi    |
| 1292 | 18052-HQ-SPP | Sakeji Mining Limited (100%)         | PP   | Co, Cu, Mn                     | Active       | Active | 5/14/2013  | 5/13/2018   | 610.9300 ha            | ha                 | North Western, Mwinilunga |
| 1293 | 18287-HQ-SPP | Sakeji Mining Limited (100%)         | PP   | Be3Al2(SiO3)6, Co, Cu, Mn      | Active       | Active | 5/10/2013  | 5/9/2018    | 338.8300 ha            | ha                 | Central, Kapiri Mposhi    |
| 1294 | 19438-HQ-SPP | Salute Small Mining Limited (100%)   | PP   | Ag, Co, Cu, Mn, TLC            | Active       | Active | 3/26/2014  | 3/25/2019   | 56.1793 ha             | ha                 | Central, Chibombo         |
| 1295 | 18626-HQ-SPP | Samstone Crushing Limited (100%)     | PP   | Au, Co, Cu, Fe, LST, Pb, U     | Active       | Active | 5/22/2013  | 5/21/2018   | 746.7900 ha            | ha                 | Copperbelt, Masaiti       |
| 1296 | 18627-HQ-SPP | Samstone Crushing Limited (100%)     | PP   | Co, Cu, LST, Pb, U, Zn         | Active       | Active | 7/31/2013  | 7/30/2018   | 903.2700 ha            | ha                 |                           |
| 1297 | 19707-HQ-SPP | Samstone crushing limited (100%)     | PP   | Ag, Au, Co, Cu, LST, Pb        | Active       | Active | 2/10/2015  | 2/9/2020    | 950.7687 ha            | ha                 | Copperbelt, Kalulushi     |
| 1298 | 19708-HQ-SPP | Samstone crushing limited (100%)     | PP   | Au, Co, Cu, Fe, LST, Pb, Zn    | Active       | Active | 2/10/2015  | 2/9/2020    | 697.1584 ha            | ha                 | Copperbelt, Kalulushi     |
| 1299 | 19709-HQ-SPP | Samstone crushing limited (100%)     | PP   | Au, Co, Cu, Fe, LST, Pb, U, Zn | Active       | Active | 2/10/2015  | 2/9/2020    | 517.1237 ha            | ha                 | Copperbelt, Kalulushi     |
| 1300 | 16744-HQ-SPP | Schamin Investments Limited (100%)   | PP   | LST, TLC                       | Active       | Active | 3/4/2013   | 3/3/2018    | 399.0100 ha            | ha                 | Lusaka, Chongwe, Lusaka   |
| 1301 | 18636-HQ-SPP | Scoretech Holdings Zambia Ltd (100%) | PP   | Cu                             | Active       | Active | 5/8/2013   | 5/7/2018    | 19.8507 ha             | ha                 | Central, Mumbwa           |
| 1302 | 19149-HQ-SPP | Sefu Mwelwa Limited (100%)           | PP   | GRT, LST, STN                  | Active       | Active | 1/10/2014  | 1/9/2019    | 260.2650 ha            | ha                 | Lusaka, Kafue             |
| 1303 | 20051-HQ-SPP | SEW Minerals Zambia Limited (100%)   | PP   | Ag, Au, Co, Cu                 | Active       | Active | 11/24/2014 | 11/23/2019  | 8.0402 km <sup>2</sup> | km <sup>2</sup>    | Central, Chibombo         |
| 1304 | 20052-HQ-SPP | SEW Minerals Zambia Limited (100%)   | PP   | Ag, Au, Co, Cu                 | Active       | Active | 11/24/2014 | 11/23/2019  | 9.6300 km <sup>2</sup> | km <sup>2</sup>    | Central, Chibombo         |
| 1305 | 20053-HQ-SPP | SEW Minerals Zambia Limited (100%)   | PP   | Ag, Au, Cr, Cu                 | Active       | Active | 11/24/2014 | 11/23/2019  | 9.4266 km <sup>2</sup> | km <sup>2</sup>    | Central, Chibombo         |
| 1306 | 20054-HQ-SPP | SEW Minerals Zambia Limited (100%)   | PP   | Ag, Au, Cr, Cu                 | Active       | Active | 11/24/2014 | 11/23/2019  | 8.8653 km <sup>2</sup> | km <sup>2</sup>    | Central, Chibombo         |

| No   | Code         | Parties   | Type | Commodities                               | Status Group | Status | Grant Date | Expiry Date | Area                   | Official Area Unit | Map Reference                    |
|------|--------------|---|------|---|--------------|--------|------------|-------------|------------------------|--------------------|----------------------------------|
| 1307 | 20055-HQ-SPP | SEW Minerals Zambia Limited (100%)                | PP   | Ag, Au, Cr, Cu                            | Active       | Active | 11/24/2014 | 11/23/2019  | 9.3278 km <sup>2</sup> | km <sup>2</sup>    | Central, Chibombo                |
| 1308 | 20202-HQ-SPP | SEW Minerals Zambia Limited (100%)                | PP   | Ag, Au, Cr, Cu                            | Active       | Active | 1/5/2015   | 1/4/2020    | 913.4542 ha            | ha                 | Central, Chibombo                |
| 1309 | 20203-HQ-SPP | SEW Minerals Zambia Limited (100%)                | PP   | Ag, Au, Cr, Cu                            | Active       | Active | 1/5/2015   | 1/4/2020    | 9.0019 km <sup>2</sup> | km <sup>2</sup>    | Central, Chibombo                |
| 1310 | 20204-HQ-SPP | SEW Minerals Zambia Limited (100%)                | PP   | Ag, Au, Cr, Cu                            | Active       | Active | 2/19/2015  | 2/18/2020   | 8.7041 km <sup>2</sup> | km <sup>2</sup>    | Central, Chibombo, Kapiri Mposhi |
| 1311 | 20205-HQ-SPP | SEW Minerals Zambia Limited (100%)                | PP   | Ag, Au, Cr, Cu                            | Active       | Active | 1/5/2015   | 1/4/2020    | 9.0633 km <sup>2</sup> | km <sup>2</sup>    | Central, Chibombo                |
| 1312 | 20206-HQ-SPP | SEW Minerals Zambia Limited (100%)                | PP   | Ag, Au, Cr, Cu                            | Active       | Active | 1/5/2015   | 1/4/2020    | 9.0970 km <sup>2</sup> | km <sup>2</sup>    | Central, Chibombo                |
| 1313 | 20207-HQ-SPP | SEW Minerals Zambia Limited (100%)                | PP   | Ag, Au, Cr, Cu                            | Active       | Active | 1/5/2015   | 1/4/2020    | 886.6920 ha            | ha                 | Central, Chibombo                |
| 1314 | 17336-HQ-SPP | Shadreck Abundu (100%)                            | PP   | Cu, Fe, Mn, QTZ                           | Active       | Active | 6/25/2013  | 6/24/2018   | 99.9000 ha             | ha                 | Central, Mkushi                  |
| 1315 | 19153-HQ-SPP | Sharma Brothers International Limited (100%)      | PP   | Au, Co, Cu, Zn                            | Active       | Active | 10/3/2013  | 10/2/2018   | 179.9000 ha            | ha                 | North Western, Mufumbwe          |
| 1316 | 15469-HQ-SPP | Sharon Chakafumbelo (100%)                        | PP   | Ag, Co, Cu, Mn, Zn                        | Active       | Active | 4/4/2011   | 4/3/2016    | 419.4000 ha            | ha                 | North Western, Mufumbwe          |
| 1317 | 20112-HQ-SPP | Shen Zhou Investment Compmay Limited (100%)       | PP   | GRT, LST, STN1                            | Active       | Active | 12/23/2014 | 12/22/2019  | 0.3960 km <sup>2</sup> | km <sup>2</sup>    | Central, Chibombo                |
| 1318 | 14500-HQ-SPP | Sheron Hire Company Limited (100%)                | PP   | Co, Cu, Pb, Zn                            | Active       | Active | 12/1/2010  | 11/30/2015  | 959.5700 ha            | ha                 | Copperbelt, Masaiti              |
| 1319 | 17586-HQ-SPP | Shiloh Agricultural Family EGovernment Ltd (100%) | PP   | Ag, Au, Cu, Fe, GRT, MBL, Pt, Sn, Ta, TLC | Active       | Active | 1/3/2014   | 1/2/2019    | 455.0600 ha            | ha                 | Southern, Kazungula              |
| 1320 | 18155-HQ-SPP | Shiloh Agricultural Family EGovernment Ltd (100%) | PP   | CLY3, FLD, GYP, LST, MBL, MIC, TLC        | Active       | Active | 2/13/2014  | 2/12/2019   | 999.4400 ha            | ha                 | Southern, Kalomo                 |
| 1321 | 18235-HQ-SPP | Shiloh Agricultural Family EGovernment Ltd (100%) | PP   | Ag, Cu, Fe, GRT, MGS, PGM, Sn, TI         | Active       | Active | 1/3/2014   | 1/2/2019    | 490.1900 ha            | ha                 | Southern, Kalomo                 |

| No   | Code         | Parties  | Type | Commodities   | Status Group | Status | Grant Date | Expiry Date | Area                   | Official Area Unit | Map Reference                  |
|------|--------------|--|------|---|--------------|--------|------------|-------------|------------------------|--------------------|--------------------------------|
| 1322 | 18308-HQ-SPP | Shiloh Agricultural Family EGovernment Ltd (100%)            | PP   | Ag, Cu, Fe, GYP, LST, MBL, MIC, PGM                       | Active       | Active | 2/12/2014  | 2/11/2019   | 983.3700 ha            | ha                 | Southern, Kazungula            |
| 1323 | 19774-HQ-SPP | Shiloh Agricultural Family EGovernment Ltd (100%)            | PP   | Ag, Au, Co, Cu, Fe, GRT, MBL, Mn, Ni, Sn, TLC             | Active       | Active | 8/14/2014  | 8/13/2019   | 9.1172 km <sup>2</sup> | km <sup>2</sup>    | Southern, Kazungula            |
| 1324 | 19794-HQ-SPP | Shiloh Agricultural Family EGovernment Ltd (100%)            | PP   | Ag, Au, Ca, Co, Cu, Fe, MBL, Mn, Ni, TLC                  | Active       | Active | 9/9/2014   | 9/8/2019    | 941.6690 ha            | ha                 | Southern, Kazungula            |
| 1325 | 20150-HQ-SPP | Shiloh Agricultural Family EGovernment Ltd (100%)            | PP   | Ag, Au, Cu, Fe, FLD, GRT, GYP, MBL, MIC, Mn, Ni, PGM, TLC | Active       | Active | 1/27/2015  | 1/26/2020   | 385.2745 ha            | ha                 | Southern, Kalomo               |
| 1326 | 19025-HQ-SPP | Sianyolo Intergrated Resources Mining Company Limited (100%) | PP   | F   | Active       | Active | 7/29/2013  | 7/28/2018   | 998.0500 ha            | ha                 | Southern, Siavonga             |
| 1327 | 19572-HQ-SPP | Sianyolo Intergrated Resources Mining Company Limited (100%) | PP   | F   | Active       | Active | 12/3/2014  | 12/2/2019   | 810.8707 ha            | ha                 | Southern, Siavonga             |
| 1328 | 19758-HQ-SPP | Sianyolo Intergrated Resources Mining Company Ltd (100%)     | PP   | F   | Active       | Active | 9/18/2014  | 9/17/2019   | 991.5770 ha            | ha                 | Southern, Siavonga             |
| 1329 | 14743-HQ-SPP | Sichase Mining Company Ltd (100%)                            | PP   | SIL   | Active       | Active | 7/28/2010  | 7/27/2015   | 132.2500 ha            | ha                 | Lusaka, Chongwe                |
| 1330 | 18203-HQ-SPP | Silchil Construction Solutions Ltd (100%)                    | PP   | SIL, SST  | Active       | Active | 5/15/2013  | 5/14/2018   | 260.7100 ha            | ha                 | Southern, Kazungula            |
| 1331 | 19267-HQ-SPP | SimCorp Industries Ltd (100%)                                | PP   | GRT, LST  | Active       | Active | 3/13/2014  | 3/12/2019   | 264.0000 ha            | ha                 | Central, Chibombo              |
| 1332 | 19560-HQ-SPP | Simmer Enterprises Limited (100%)                            | PP   | LST   | Active       | Active | 6/10/2014  | 6/9/2019    | 342.9826 ha            | ha                 | Central, Mumbwa; Lusaka, Kafue |
| 1333 | 20200-HQ-SPP | Singube Nyumbu (100%)  | PP   | Au, Co, Cu, Zn  | Active       | Active | 3/3/2015   | 3/2/2020    | 5.1906 km <sup>2</sup> | km <sup>2</sup>    | North Western, Mufumbwe        |
| 1334 | 16776-HQ-SPP | Skinny Kaira Consultancy Ltd (100%)                          | PP   | Au, Co, Cu, Fe, Mn  | Active       | Active | 10/8/2013  | 10/7/2018   | 326.4900 ha            | ha                 | Luapula, Mwense                |
| 1335 | 15891-HQ-SPP | Solomon Anos Tembo (100%)                                    | PP   | Au, Co, Cu, Fe, Mn  | Active       | Active | 2/27/2013  | 2/26/2018   | 39.9500 ha             | ha                 | Central, Mkushi                |
| 1336 | 19288-HQ-SPP | Solomon Anos Tembo (100%)                                    | PP   | Ag, Al, Au, Cu, Fe, Mn, Pt, Sn, Ta, Zn                    | Active       | Active | 12/30/2013 | 12/29/2018  | 998.3700 ha            | ha                 | Central, Mkushi                |

| No   | Code         | Parties                                    | Type | Commodities              | Status Group | Status | Grant Date | Expiry Date | Area                   | Official Area Unit | Map Reference             |
|------|--------------|--|------|--------------------------|--------------|--------|------------|-------------|------------------------|--------------------|---------------------------|
| 1337 | 20116-HQ-SPP | Solomon Inoce Msoni (100%)                 | PP   | DOL, LST                 | Active       | Active | 5/26/2015  | 5/25/2020   | 5.2773 km <sup>2</sup> | km <sup>2</sup>    | Lusaka, Kafue             |
| 1338 | 15811-HQ-SPP | Sonkolo Mines & General Dealers Ltd (100%) | PP   | Au, Co, Cu, Mn           | Active       | Active | 12/1/2014  | 11/30/2019  | 577.3778 ha            | ha                 | Central, Mkushi           |
| 1339 | 14505-HQ-SPP | Southern Quarries Ltd (100%)               | PP   | SST                      | Active       | Active | 11/27/2012 | 11/26/2017  | 22.8000 ha             | ha                 | Southern, Livingstone     |
| 1340 | 18777-HQ-SPP | Spectra Mining Ventures Limited (100%)     | PP   | CLY, DIT                 | Active       | Active | 11/22/2013 | 11/21/2018  | 961.8600 ha            | ha                 | Western, Mongu            |
| 1341 | 14128-HQ-SPP | Stone Burke Bwalya (100%)                  | PP   | Co, Cu                   | Active       | Active | 5/16/2014  | 5/15/2019   | 446.7800 ha            | ha                 | Central, Mumbwa           |
| 1342 | 19582-HQ-LPL | Stork LL Mining Limited (100%)             | PP   | Co, Cu, Mn, Zn           | Active       | Active | 5/30/2014  | 5/29/2019   | 335.1300 ha            | ha                 | Luapula, Mansa            |
| 1343 | 15856-HQ-SPP | Stork-LL Resources Limited (100%)          | PP   | Cu, Mn                   | Active       | Active | 9/6/2011   | 9/5/2016    | 100.6800 ha            | ha                 | Luapula, Mansa            |
| 1344 | 16047-HQ-SPP | Success Resources Limited (100%)           | PP   | Cu, Mn                   | Active       | Active | 4/16/2012  | 4/15/2017   | 397.6400 ha            | ha                 | Central, Kapiri Mposhi    |
| 1345 | 15915-HQ-SPP | Suhails International Limited (100%)       | PP   | COA, Sn, Ta              | Active       | Active | 7/9/2012   | 7/8/2017    | 891.8600 ha            | ha                 | Southern, Sinazongwe      |
| 1346 | 19968-HQ-SPP | Sunday Sinyangwe (100%)                    | PP   | Au, Cu                   | Active       | Active | 10/28/2014 | 10/27/2019  | 9.5147 km <sup>2</sup> | km <sup>2</sup>    | Central, Chibombo         |
| 1347 | 19807-HQ-SPP | Sunshine Eagle Mining Ltd (100%)           | PP   | Co, Cu                   | Active       | Active | 9/17/2014  | 9/16/2019   | 482.5782 ha            | ha                 | North Western, Mwinilunga |
| 1348 | 17541-HQ-SPP | Supremacy Investements Ltd (100%)          | PP   | GRT, LAT, STN1           | Active       | Active | 10/7/2013  | 10/6/2018   | 1.6690 km <sup>2</sup> | km <sup>2</sup>    | Copperbelt, Chingola      |
| 1349 | 14737-HQ-SPP | Synite Quarries Zambia Limited (100%)      | PP   | DOL, GRT, MBL            | Active       | Active | 8/26/2010  | 8/25/2015   | 480.6572 ha            | ha                 | North Western, Solwezi    |
| 1350 | 15034-HQ-SPP | Synite Quarries Zambia Limited (100%)      | PP   | SDG, STN1                | Active       | Active | 11/16/2010 | 11/15/2015  | 280.3500 ha            | ha                 | North Western, Solwezi    |
| 1351 | 15077-HQ-SPP | Synite Quarries Zambia Limited (100%)      | PP   | GRT, LST, MBL, SST, STN1 | Active       | Active | 11/16/2010 | 11/15/2015  | 6.0151 ha              | ha                 | North Western, Solwezi    |



| No   | Code         | Parties  | Type | Commodities                          | Status Group | Status | Grant Date | Expiry Date | Area                   | Official Area Unit | Map Reference                           |
|------|--------------|--|------|--------------------------------------|--------------|--------|------------|-------------|------------------------|--------------------|---|
| 1352 | 18882-HQ-SPP | Synite Quarries Zambia Limited (100%)                  | PP   | GRT, LST, MBL, SDG, SST              | Active       | Active | 8/1/2013   | 7/31/2018   | 131.8931 ha            | ha                 | Lusaka, Chongwe, Kafue, Lusaka          |
| 1353 | 18883-HQ-SPP | Tabita Phiri (100%)                                    | PP   | Ag, Au, Co, Cu, Mn, Pb, QTZ, Sn, TLC | Active       | Active | 7/30/2013  | 7/29/2018   | 329.5700 ha            | ha                 | Central, Mkushi                         |
| 1354 | 18096-HQ-SPP | Talang Mining Co. Limited (100%)                       | PP   | Co, Cu, Fe, GRF, Mn, SIL             | Active       | Active | 10/31/2013 | 10/30/2018  | 970.7200 ha            | ha                 | Northern, Mporokoso                     |
| 1355 | 19782-HQ-SPP | TECHA Mining and Consultancy Services Limited (100%)   | PP   | Ag, Au, Co, Cu, Ni                   | Active       | Active | 9/24/2014  | 9/23/2019   | 6.8302 km <sup>2</sup> | km <sup>2</sup>    | North Western, Mwinilunga               |
| 1356 | 19421-HQ-SPP | Temson Sichone (100%)                                  | PP   | Ag, Au, Cu, Fe                       | Active       | Active | 3/11/2014  | 3/10/2019   | 529.0699 ha            | ha                 | Central, Chibombo                       |
| 1357 | 14644-HQ-SPP | The Firm Consultants and Corporate Services (100%)     | PP   | Ag, Au, Co, Cu, Zn                   | Active       | Active | 8/7/2012   | 8/6/2017    | 345.1700 ha            | ha                 | Central, Kapiri Mposhi                  |
| 1358 | 20076-HQ-SPP | Tip Top Mining Limited (100%)                          | PP   | GRT, LAT, LST2, STN1, STN2           | Active       | Active | 11/27/2014 | 11/26/2019  | 446.6495 ha            | ha                 | Southern, Siavonga                      |
| 1359 | 13974_HQ_SPP | Traco Industrial Supplies Ltd (100%)                   | PP   | SIL                                  | Active       | Active | 9/15/2010  | 9/14/2015   | 366.7200 ha            | ha                 | Copperbelt, Kalulushi, Chibuluma; Kitwe |
| 1360 | 14819-HQ-SPP | Tranquil Waters Limited (100%)                         | PP   | DOL, LST                             | Active       | Active | 12/14/2010 | 12/13/2015  | 399.1219 ha            | ha                 | Lusaka, Kafue                           |
| 1361 | 15350-HQ-SPP | Tunta Mining Limited (100%)                            | PP   | Cu                                   | Active       | Active | 8/30/2011  | 8/29/2016   | 276.8700 ha            | ha                 | Lusaka, Chongwe, Kafue                  |
| 1362 | 16304-HQ-SPP | Tunta Mining Limited (100%)                            | PP   | Co, Cu, DIA                          | Active       | Active | 11/29/2012 | 11/28/2017  | 110.5000 ha            | ha                 | North Western, Solwezi                  |
| 1363 | 17655-HQ-SPP | Uniturtle Industries Zambia Limited (100%)             | PP   | LST                                  | Active       | Active | 9/16/2013  | 9/15/2018   | 247.4100 ha            | ha                 | Lusaka, Kafue                           |
| 1364 | 16078-HQ-SPP | Universal Mining and Chemical Industries Limite (100%) | PP   | Au, Cu, Fe, Mn                       | Active       | Active | 7/11/2011  | 7/10/2016   | 950.0900 ha            | ha                 | Central, Mumbwa                         |
| 1365 | 19892-HQ-SPP | V.Lavin Mines Limited (100%)                           | PP   | Cu, Mn                               | Active       | Active | 10/3/2014  | 10/2/2019   | 181.3379 ha            | ha                 | Luapula, Mansa                          |

| No   | Code         | Parties   | Type | Commodities                | Status Group | Status | Grant Date | Expiry Date | Area                   | Official Area Unit | Map Reference             |
|------|--------------|---|------|----------------------------|--------------|--------|------------|-------------|------------------------|--------------------|---------------------------|
| 1366 | 16668-HQ-SPP | Wabitala Sand Mining (100%)                     | PP   | LST, SDG                   | Active       | Active | 5/20/2013  | 5/19/2018   | 6.6842 ha              | ha                 | North Western, Solwezi    |
| 1367 | 19546-HQ-SPP | Ware on Earth Ltd (100%)                        | PP   | GYP                        | Active       | Active | 5/9/2014   | 5/8/2019    | 23.3900 ha             | ha                 | Northern, Mpika           |
| 1368 | 19547-HQ-SPP | Ware on Earth Ltd (100%)                        | PP   | GYP                        | Active       | Active | 7/24/2014  | 7/23/2019   | 20.0474 ha             | ha                 | Northern, Mpika           |
| 1369 | 19833-HQ-SPP | Ware on Earth Ltd (100%)                        | PP   | LAT, SIL                   | Active       | Active | 1/21/2015  | 1/20/2020   | 106.8361 ha            | ha                 | Copperbelt, Chingola      |
| 1370 | 19834-HQ-SPP | Ware on Earth Ltd (100%)                        | PP   | Au, Fe, Ti                 | Active       | Active | 1/30/2015  | 1/29/2020   | 9.9088 km <sup>2</sup> | km <sup>2</sup>    | Eastern, Nyimba           |
| 1371 | 19796-HQ-SPP | Webster Chisale Kasonde (100%)                  | PP   | Ag, Co, Cu, Fe, Pb, Zn     | Active       | Active | 9/26/2014  | 9/25/2019   | 455.8755 ha            | ha                 | North Western, Mwinilunga |
| 1372 | 14989-HQ-SPP | Western Zambia Minerals Limited (100%)          | PP   | Cu                         | Active       | Active | 8/19/2011  | 8/18/2016   | 999.1500 ha            | ha                 | North Western, Mufumbwe   |
| 1373 | 14862-HQ-SPP | Whitson Wamundila (100%)                        | PP   | Ag, Au, Co, Cu, Ni, Pt, Zn | Active       | Active | 11/11/2010 | 11/10/2015  | 963.0400 ha            | ha                 | North Western, Solwezi    |
| 1374 | 19732-HQ-SPP | William Musonda Chiswakala (100%)               | PP   | Au, Cu, Fe, Mn             | Active       | Active | 8/25/2014  | 8/24/2019   | 423.2283 ha            | ha                 | Luapula, Mansa            |
| 1375 | 16416-HQ-SPP | Wina Wina (100%)                                | PP   | Cu, GRT                    | Active       | Active | 6/26/2012  | 6/25/2017   | 499.3300 ha            | ha                 | North Western, Mufumbwe   |
| 1376 | 16417-HQ-SPP | Wina Wina (100%)                                | PP   | P                          | Active       | Active | 10/3/2012  | 10/2/2017   | 612.2000 ha            | ha                 | Lusaka, Chongwe, Luangwa  |
| 1377 | 19739-HQ-SPP | Wina Wina (100%)                                | PP   | F, FLD, LST, MIC           | Active       | Active | 7/21/2014  | 7/20/2019   | 656.7405 ha            | ha                 | Southern, Siavonga        |
| 1378 | 13423-HQ-SPP | WLS Logistics Ltd (100%)                        | PP   | Au, Cu                     | Active       | Active | 8/28/2013  | 8/27/2018   | 981.7300 ha            | ha                 | Eastern, Lundazi          |
| 1379 | 20031-HQ-SPP | Workman Mining Industries Zambia Limited (100%) | PP   | Ag, Au, Co, Cu             | Active       | Active | 11/5/2014  | 11/4/2019   | 52.9711 ha             | ha                 | Eastern, Nyimba           |

| No   | Code         | Parties                          | Type | Commodities                   | Status Group | Status | Grant Date | Expiry Date | Area                   | Official Area Unit | Map Reference                           |
|------|--------------|----------------------------------|------|-------------------------------|--------------|--------|------------|-------------|------------------------|--------------------|---|
| 1380 | 18631-HQ-SPP | Yacheshe Investments Ltd (100%)  | PP   | Au, Co, Cu                    | Active       | Active | 6/3/2014   | 6/2/2019    | 308.4800 ha            | ha                 | North Western, Mufumbwe; Western, Kaoma |
| 1381 | 18632-HQ-SPP | Yacheshe Investments Ltd (100%)  | PP   | Au, Co, Cu                    | Active       | Active | 12/11/2013 | 12/10/2018  | 358.5600 ha            | ha                 | North Western, Mufumbwe                 |
| 1382 | 18633-HQ-SPP | Yacheshe Investments Ltd (100%)  | PP   | Au, Co, Cu                    | Active       | Active | 4/23/2014  | 4/22/2019   | 199.0000 ha            | ha                 | North Western, Mufumbwe                 |
| 1383 | 19620-HQ-SPP | Yathu Engineering Limited (100%) | PP   | Au, Cu, DOL, LST, Zn          | Active       | Active | 5/21/2014  | 5/20/2019   | 967.4300 ha            | ha                 | Copperbelt, Masaiti, Ndola              |
| 1384 | 19692-HQ-SPP | Yathu Resources Limited (100%)   | PP   | Cu, LST, SHL, Zn              | Active       | Active | 7/3/2014   | 7/2/2019    | 9.8051 km <sup>2</sup> | km <sup>2</sup>    | Copperbelt, Masaiti, Ndola              |
| 1385 | 19772-HQ-SPP | Yathu Resources Limited (100%)   | PP   | Au, Cu, LST, SIL              | Active       | Active | 6/9/2015   | 6/8/2020    | 9.8405 km <sup>2</sup> | km <sup>2</sup>    | Copperbelt, Masaiti                     |
| 1386 | 19644-HQ-SPP | Yoke Stone Limited (100%)        | PP   | FLD, MIC                      | Active       | Active | 8/19/2014  | 8/18/2019   | 571.4813 ha            | ha                 | Southern, Siavonga                      |
| 1387 | 20239-HQ-SPP | Yvette Mwangwe Mutenta (100%)    | PP   | Au, Cu, Nb, P, REE, U         | Active       | Active | 4/17/2015  | 4/16/2020   | 952.9701 ha            | ha                 | Lusaka, Chongwe, Luangwa                |
| 1388 | 20240-HQ-SPP | Yvette Mwangwe Mutenta (100%)    | PP   | Au, Cu, Nb, P, REE, U         | Active       | Active | 4/17/2015  | 4/16/2020   | 953.0370 ha            | ha                 | Lusaka, Chongwe                         |
| 1389 | 16246-HQ-SPP | ZAKOR Metals Ltd (100%)          | PP   | Ag, Au, Co, Cu, Fe, Mn, Ni, U | Active       | Active | 8/16/2011  | 8/15/2016   | 406.4800 ha            | ha                 | North Western, Mufumbwe                 |
| 1390 | 16247-HQ-SPP | ZAKOR Metals Ltd (100%)          | PP   | Ag, Au, Co, Cu, Fe, Mn, Ni, U | Active       | Active | 8/16/2011  | 8/15/2016   | 399.8100 ha            | ha                 | North Western, Mufumbwe                 |
| 1391 | 16248-HQ-SPP | ZAKOR Metals Ltd (100%)          | PP   | Ag, Au, Co, Cu, Fe, Mn, Ni, U | Active       | Active | 7/12/2011  | 7/11/2016   | 386.4900 ha            | ha                 | North Western, Mufumbwe                 |

| No   | Code         | Parties                                       | Type | Commodities                                    | Status Group | Status           | Grant Date | Expiry Date | Area        | Official Area Unit | Map Reference           |
|------|--------------|---|------|--|--------------|------------------|------------|-------------|-------------|--------------------|-------------------------|
| 1392 | 16249-HQ-SPP | ZAKOR Metals Ltd (100%)                       | PP   | Ag, Au, Co, Cu, Fe, Mn, Ni, U                  | Active       | Active           | 8/12/2011  | 8/11/2016   | 286.5500 ha | ha                 | North Western, Mufumbwe |
| 1393 | 16250-HQ-SPP | ZAKOR Metals Ltd (100%)                       | PP   | Ag, Au, Co, Cu, Fe, Mn, Ni, U                  | Active       | Active           | 8/16/2011  | 8/15/2016   | 399.8500 ha | ha                 | North Western, Mufumbwe |
| 1394 | 15836-HQ-SPP | Zamanfour Minerals Limited (100%)             | PP   | Fe, Mn   | Active       | Active           | 8/12/2011  | 8/11/2016   | 259.9420 ha | ha                 | Central, Mkushi         |
| 1395 | 15721-HQ-SPP | Zamastone Limited (100%)                      | PP   | LST  | Active       | Active           | 8/14/2012  | 8/13/2017   | 26.3872 ha  | ha                 | Lusaka, Kafue           |
| 1396 | 18824-HQ-SPP | Zambian Artisan Mining Empowerment Ltd (100%) | PP   | Ag, Au, Cu, Fe, Mg, Mn                         | Active       | Active           | 9/5/2013   | 9/4/2018    | 239.9400 ha | ha                 | North Western, Kabompo  |
| 1397 | 18661-HQ-SPP | Zamstone Quarries Ltd (100%)                  | PP   | GRT  | Active       | Active           | 7/31/2013  | 7/30/2018   | 835.9900 ha | ha                 | Southern, Choma         |
| 1398 | 18826-HQ-SPP | Zamstone Quarries Ltd (100%)                  | PP   | Au, Cu, Mn                                     | Active       | Active           | 7/31/2013  | 7/30/2018   | 788.5000 ha | ha                 | Northern, Mpika         |
| 1399 | 19204-HQ-SPP | Zamstone Quarries Ltd (100%)                  | PP   | GRT, LST                                       | Active       | Active           | 10/2/2013  | 10/1/2018   | 594.1500 ha | ha                 | Central, Chibombo       |
| 1400 | 19268-HQ-SPP | Zamstone Quarries Ltd (100%)                  | PP   | GRT, LST                                       | Active       | Active           | 1/10/2014  | 1/9/2019    | 983.5400 ha | ha                 | Southern, Choma         |
| 1401 | 14050-HQ-SPP | Zhong An Mining Company Limited (100%)        | PP   | Cu   | Active       | Active           | 3/4/2011   | 3/3/2016    | 952.9400 ha | ha                 |                         |
| 1402 | 19637-HQ-SPP | Zilindi Jay Himoonga (100%)                   | PP   | Ag, Au, Bi, Cu, PYR                            | Active       | Active           | 7/3/2014   | 7/2/2019    | 438.8907 ha | ha                 | Central, Mumbwa         |
| 1403 | 16721-HQ-SPP | Zone Mining Ltd (100%)                        | PP   | Cu, Fe, Mn                                     | Active       | Active           | 9/2/2013   | 9/1/2018    | 592.1200 ha | ha                 | Luapula, Mwense         |
| 1404 | 19205-HQ-SPP | Zumran Mining and Exploration Limited (100%)  | PP   | Ag, Au, Bi, Co, Cu, Mn, Mo, Ni, Pb, Sn, Ta, Zn | Active       | Active           | 12/27/2013 | 12/26/2018  | 980.9100 ha | ha                 | Eastern, Lundazi        |
| 1405 | 16373-HQ-SPP | Frank Mulenga Chimpusa (100%)                 | PP   | Au, Cu, LST, Zn                                | Active       | Pending Transfer | 6/1/2012   | 5/31/2017   | 367.1000 ha | ha                 | Lusaka, Chongwe         |
| 1406 | 18379-HQ-SPP | Nkundalila Small Scale Mines Ltd (100%)       | PP   | Mn   | Active       | Pending Transfer | 5/22/2013  | 5/21/2018   | 983.7500 ha | ha                 | Central, Serenje        |
| 1407 | 17990-HQ-SPP | Nuru Investments Limited (100%)               | PP   | REE, Sn, Ta                                    | Active       | Pending Transfer | 8/22/2013  | 8/21/2018   | 466.4700 ha | ha                 | Southern, Kalomo        |

| No   | Code         | Parties                                       | Type | Commodities   | Status Group | Status           | Grant Date | Expiry Date | Area        | Official Area Unit | Map Reference                         |
|------|--------------|---|------|---|--------------|------------------|------------|-------------|-------------|--------------------|---------------------------------------|
| 1408 | 15105-HQ-SPP | Sikum Agencies Limited (100%)                 | PP   | Cu, Fe, Mn  | Active       | Pending Transfer | 11/15/2010 | 11/14/2015  | 56.3704 ha  | ha                 | Central, Kapiri Mposhi                |
| 1409 | 15989-HQ-SPP | Tunta Mining Limited (100%)                   | PP   | Au, Co, Cu, Mn  | Active       | Pending Transfer | 8/30/2011  | 8/29/2016   | 494.4000 ha | ha                 | Lusaka, Kafue                         |
| 1410 | 11307-HQ-GML |   | SGL  | AQM, TML  | Active       | Active           | 12/23/2008 | 12/22/2018  | 353.6868 ha | ha                 | Eastern, Lundazi                      |
| 1411 | 7336-HQ-SGL  | Abar International Investments Limited (100%) | SGL  | GAR   | Active       | Active           | 12/2/2009  | 12/1/2019   | 117.0801 ha | ha                 | Eastern, Chama                        |
| 1412 | 7493-HQ-SGL  | Abar International Investments Limited (100%) | SGL  | QTZ   | Active       | Active           | 9/18/1998  | 9/17/2018   | 147.2000 ha | ha                 | Eastern, Chama                        |
| 1413 | 11980-HQ-GML | Abar International Investments Limited (100%) | SGL  | AQM, TML  | Active       | Active           | 11/18/2008 | 11/17/2018  | 367.3498 ha | ha                 | Eastern, Lundazi                      |
| 1414 | 40014-CH-GML | Adam Issa Iqubal (100%)                       | SGL  | AQM, GAR, QTZ   | Active       | Active           | 10/20/2008 | 10/19/2018  | 240.1438 ha | ha                 | Eastern, Lundazi                      |
| 1415 | GML 670      | Albert Mwambwa (100%)                         | SGL  | AMT   | Active       | Active           | 2/3/2004   | 2/2/2009    | 303.7665 ha | ha                 | Southern, Sinazongwe                  |
| 1416 | GML 758      | Andrew Maybin Chansa (100%)                   | SGL  | EM  | Active       | Active           | 8/1/2007   | 7/31/2017   | 169.7589 ha | ha                 | Copperbelt, Mpongwe, Chief Kalunkumya |
| 1417 | 16606-HQ-SGL | Andrew Siwelwa (100%)                         | SGL  | AQM, Be <sub>3</sub> Al <sub>2</sub> (SiO <sub>3</sub> ) <sub>6</sub> | Active       | Active           | 3/4/2013   | 3/3/2023    | 98.8027 ha  | ha                 | Southern, Itezhi Tezhi                |
| 1418 | 19854-HQ-SGL | Anson Enterprises (Z) Limited (100%)          | SGL  | QTZ   | Active       | Active           | 9/2/2014   | 9/1/2024    | 110.0715 ha | ha                 | North Western, Solwezi                |
| 1419 | 19915-HQ-SGL | Anyikenu Mining Company Limited (100%)        | SGL  | AMT, QTZ  | Active       | Active           | 10/17/2014 | 10/16/2024  | 23.0588 ha  | ha                 | Southern, Itezhi Tezhi                |
| 1420 | GML 710      | Berel Zambia Limited (100%)                   | SGL  | AMT   | Active       | Active           | 8/9/2004   | 8/8/2014    | 157.2019 ha | ha                 | Southern, Kalomo                      |
| 1421 | 16433-HQ-SGL | BigHope Mining Ltd (100%)                     | SGL  | AMT, AQM, EM, TML   | Active       | Active           | 10/7/2013  | 10/6/2023   | 335.0600 ha | ha                 | Eastern, Chama                        |
| 1422 | 12713-HQ-GML | Black Horse Limited (100%)                    | SGL  | EM  | Active       | Active           | 3/24/2009  | 3/23/2019   | 88.1171 ha  | ha                 | Copperbelt, Lufwanyama, Masaiti       |

| No   | Code         | Parties                                 | Type | Commodities              | Status Group | Status | Grant Date | Expiry Date | Area        | Official Area Unit | Map Reference               |
|------|--------------|---|------|--------------------------|--------------|--------|------------|-------------|-------------|--------------------|-----------------------------|
| 1423 | 7970-HQ-SGL  | Boston Kapala Mutondo (100%)            | SGL  | EM                       | Active       | Active | 1/7/2003   | 1/6/2018    | 99.6400 ha  | ha                 | Central, Kapiri Mposhi      |
| 1424 | 7326-HQ-SGL  | Bwisa Mines limited (100%)              | SGL  | Be3Al2(SiO3)6, EM        | Active       | Active | 12/12/1997 | 12/11/2017  | 41.4041 ha  | ha                 | Copperbelt, Lufwanyama      |
| 1425 | 8201-HQ-SGL  | chalwe Bwalya Kapeso (100%)             | SGL  | AQM                      | Active       | Active | 10/11/2004 | 10/10/2019  | 176.9920 ha | ha                 | Northern, Mpika             |
| 1426 | 20220-HQ-SGL | CHALWE PHIRI (100%)                     | SGL  | AQM, TML                 | Active       | Active | 2/26/2015  | 2/25/2025   | 100.1832 ha | ha                 | Eastern, Lundazi            |
| 1427 | 19260-HQ-SGL | Chama Minerals Resources Limited (100%) | SGL  | AQM, GAR, QTZ, SiO2, TML | Active       | Active | 12/13/2013 | 12/12/2023  | 398.7500 ha | ha                 | Eastern, Chama              |
| 1428 | 15367-HQ-SGL | Chapriju Investments Limited (100%)     | SGL  | EM                       | Active       | Active | 8/16/2011  | 8/15/2021   | 269.9139 ha | ha                 | Copperbelt, Lufwanyama      |
| 1429 | 16374-HQ-SGL | Charles Chitapwa (100%)                 | SGL  | AQM, QTZ, TML            | Active       | Active | 3/15/2013  | 3/14/2023   | 330.0100 ha | ha                 | Northern, Mpika             |
| 1430 | 16935-HQ-SGL | Chibuyu Germstone Mine (100%)           | SGL  | TML                      | Active       | Active | 11/3/2012  | 11/2/2022   |             | ha                 | Southern, Kalomo, Kazungula |
| 1431 | 15555-HQ-GML | Chilalika Silvia Chiluzya (100%)        | SGL  | AQM, GAR, TML            | Active       | Active | 8/10/2011  | 8/9/2021    | 13.3826 ha  | ha                 | Eastern, Chama              |
| 1432 | 15424-HQ-SGL | Chilufya Mulenga (100%)                 | SGL  | AQM, GAR                 | Active       | Active | 5/11/2012  | 5/10/2022   | 368.4200 ha | ha                 | Eastern, Chama              |
| 1433 | 19419-HQ-SGL | Chizi Namuchimba (100%)                 | SGL  | AQM, GAR, QTZ            | Active       | Active | 4/7/2014   | 4/6/2024    |             | ha                 | Northern, Kasama, Luwingu   |
| 1434 | GML 688      | Chota Mwelwa Richard (100%)             | SGL  | EM                       | Active       | Active | 4/19/2004  | 4/18/2014   | 96.7200 ha  | ha                 | Copperbelt, Lufwanyama      |
| 1435 | GML 701      | Christopher kasonde Bwalya (100%)       | SGL  | EM, QTZ                  | Active       | Active | 7/16/2004  | 7/15/2014   | 126.6101 ha | ha                 | North Western, Solwezi      |
| 1436 | 13490-HQ-GML | Chukwemeka Limited (100%)               | SGL  | AQM                      | Active       | Active | 3/5/1997   | 3/4/2017    | 161.5383 ha | ha                 | Southern, Itezhi Tezhi      |
| 1437 | GML 746      | Cross Country Mining Ltd (100%)         | SGL  | EM                       | Active       | Active | 10/23/2005 | 10/22/2015  | 166.0356 ha | ha                 | Copperbelt, Lufwanyama      |

| No   | Code         | Parties  | Type | Commodities            | Status Group | Status | Grant Date | Expiry Date | Area                   | Official Area Unit | Map Reference          |
|------|--------------|--|------|------------------------|--------------|--------|------------|-------------|------------------------|--------------------|------------------------|
| 1438 | 19225-HQ-SGL | Davis S Mwanamoya (100%)                             | SGL  | AQM, QTZ, TML          | Active       | Active | 10/17/2013 | 10/16/2023  | 6.6700 ha              | ha                 | Eastern, Lundazi       |
| 1439 | GML 725      | Dialel Luimited (100%)                               | SGL  | EM                     | Active       | Active | 3/7/2005   | 3/6/2015    | 237.6121 ha            | ha                 | Copperbelt, Lufwanyama |
| 1440 | GML 4        | Eastern Gemstone Marketing and Buying Limited (100%) | SGL  | AQM                    | Active       | Active | 12/3/2006  | 12/2/2016   | 120.0141 ha            | ha                 | Eastern, Lundazi       |
| 1441 | 14090-HQ-GML | El-Riphet Enterprises (100%)                         | SGL  | AQM                    | Active       | Active | 9/23/1999  | 9/22/2014   | 366.7142 ha            | ha                 | Eastern, Lundazi       |
| 1442 | GML 155      | Emmanuel and Joseph Scrap Metal Co. Ltd. (100%)      | SGL  | EM                     | Active       | Active | 10/6/1997  | 10/5/2017   | 40.0967 ha             | ha                 | Copperbelt, Lufwanyama |
| 1443 | GML 667      | Emmanuel Hasulwe (100%)                              | SGL  | AMT                    | Active       | Active | 1/15/2004  | 1/14/2014   | 400.0000 ha            | ha                 | Southern, Kalomo       |
| 1444 | 19223-HQ-SGL | F & A Gemstone & Trading Company Limited (100%)      | SGL  | AQM, GAR, TML          | Active       | Active | 3/11/2014  | 3/10/2024   | 396.9700 ha            | ha                 | Eastern, Lundazi       |
| 1445 | 16674-HQ-SGL | Fishil Farms Company Limited (100%)                  | SGL  | Cu                     | Active       | Active | 4/17/2013  | 4/16/2023   | 6.6400 ha              | ha                 | Central, Mkushi        |
| 1446 | 7429         | Fitole Gem Mines Limited (100%)                      | SGL  | EM                     | Active       | Active | 4/28/2008  | 4/27/2018   | 74.9065 ha             | ha                 | Copperbelt, Lufwanyama |
| 1447 | 19442-HQ-SGL | Flight Mining Limited (100%)                         | SGL  | GEM                    | Active       | Active | 8/19/2014  | 8/18/2024   | 3.9257 km <sup>2</sup> | km <sup>2</sup>    | Central, Mkushi        |
| 1448 | 15992-HQ-SGL | Frank Bwacha (100%)                                  | SGL  | AQM, QTZ, TML          | Active       | Active | 1/2/2013   | 1/1/2023    | 399.4500 ha            | ha                 | Central, Mkushi        |
| 1449 | GML 748      | Ganga Drilling and Exploration Limited (100%)        | SGL  | AMT                    | Active       | Active | 6/16/2006  | 6/15/2016   | 478.8952 ha            | ha                 | Central, Mkushi        |
| 1450 | GML 757      | Gemfields Holdings Zambia (100%)                     | SGL  | Be3Al2(SiO3)6, EM      | Active       | Active | 5/11/2007  | 5/10/2017   | 183.5883 ha            | ha                 | Copperbelt, Lufwanyama |
| 1451 | 10080-HQ-GML | Gemodip Mining Enterprises Limited (100%)            | SGL  | AQM                    | Active       | Active | 11/6/2009  | 11/5/2019   | 26.3844 ha             | ha                 | Southern, Itezhi Tezhi |
| 1452 | 19165-HQ-SGL | Given Kapalu (100%)                                  | SGL  | AQM, GAR, TML          | Active       | Active | 10/8/2013  | 10/7/2023   | 88.8792 ha             | ha                 | Southern, Itezhi Tezhi |
| 1453 | 15405-HQ-SGL | Godfrey Mulenga (100%)                               | SGL  | AMT, AQM, EM, GAR, TML | Active       | Active | 5/6/2011   | 5/5/2021    | 45.0824 ha             | ha                 | Copperbelt, Lufwanyama |
| 1454 | 14829-HQ-SGL | Green Mathews Nguni (100%)                           | SGL  | GAR                    | Active       | Active | 5/26/2011  | 5/25/2021   | 368.3656 ha            | ha                 |                        |

| No   | Code          | Parties   | Type | Commodities             | Status Group | Status | Grant Date | Expiry Date | Area                   | Official Area Unit | Map Reference          |
|------|---------------|---|------|-------------------------|--------------|--------|------------|-------------|------------------------|--------------------|------------------------|
| 1455 | 14830-HQ-SGML | Green Mathews Nguni (100%)                                      | SGL  | GAR                     | Active       | Active | 3/28/2011  | 3/27/2021   | 368.5082 ha            | ha                 | Eastern, Chama         |
| 1456 | 19108-HQ-SGL  | GTJ Mining Limited (100%)                                       | SGL  | AQM, EM, GAR, QTZ, TML  | Active       | Active | 11/8/2013  | 11/7/2023   | 400.5700 ha            | ha                 | Eastern, Nyimba        |
| 1457 | 19125-HQ-SGL  | GTJ Mining Limited (100%)                                       | SGL  | AQM, EM, GAR, QTZ, TML  | Active       | Active | 9/23/2013  | 9/22/2023   | 92.7260 ha             | ha                 | Eastern, Nyimba        |
| 1458 | 19887-HQ-SGL  | Gumba Gemstones Mining Limited (100%)                           | SGL  | AQM                     | Active       | Active | 10/13/2014 | 10/12/2024  | 387.5638 ha            | ha                 | Southern, Siavonga     |
| 1459 | 12658-HQ-GML  | Guntz Enterprises (100%)  | SGL  | EM                      | Active       | Active | 10/23/2008 | 10/22/2018  | 246.5836 ha            | ha                 | Copperbelt             |
| 1460 | 12233-HQ-GML  | Hachi Trading Limited (100%)                                    | SGL  | EM                      | Active       | Active | 10/1/2008  | 9/30/2018   | 56.9144 ha             | ha                 | Copperbelt, Lufwanyama |
| 1461 | 12523-HQ-GML  | Husa Mines Limited (100%)                                       | SGL  | AMT, AQM, Be3Al2(SiO3)6 | Active       | Active | 11/1/2010  | 10/31/2020  | 3.3422 km <sup>2</sup> | km <sup>2</sup>    | Eastern, Lundazi       |
| 1462 | 8376-HQ-SGL   | Issa Iqubal (100%)  | SGL  |                         | Active       | Active | 9/26/2006  | 9/25/2016   | 254.9200 ha            | ha                 | Eastern, Nyimba        |
| 1463 | 12984-HQ-GML  | Issac Mumba (100%)  | SGL  | AQM, TML                | Active       | Active | 2/6/2009   | 2/5/2019    | 46.7455 ha             | ha                 | Eastern, Lundazi       |
| 1464 | 7164-HQ-SGL   | Jace Enterprises Limited (100%)                                 | SGL  | AMT                     | Active       | Active | 5/15/1997  | 5/14/2017   | 108.4390 ha            | ha                 | Southern, Kalomo       |
| 1465 | 8674-HQ-GML   | James C M Nyirongo (100%)                                       | SGL  | AQM, COR, Rb            | Active       | Active | 1/26/2009  | 1/25/2019   | 414.0719 ha            | ha                 | Eastern, Lundazi       |
| 1466 | 19031-HQ-SGL  | James Zgambo (100%)   | SGL  | AQM, GAR, QTZ, TML      | Active       | Active | 8/8/2013   | 8/7/2023    | 16.6800 ha             | ha                 | Eastern, Lundazi       |
| 1467 | 7030-HQ-SGL   | Jamii Investments Ltd (100%)                                    | SGL  | TML                     | Active       | Active | 1/12/2000  | 12/2/2019   | 156.9228 ha            | ha                 | Eastern, Lundazi       |
| 1468 | 19857-HQ-SGL  | JBK Mining Compant LTD (100%)                                   | SGL  | am, AQM, GAR, QTZ, TML  | Active       | Active | 10/17/2014 | 10/16/2024  | 256.1911 ha            | ha                 | Central, Serenje       |
| 1469 | 18055-HQ-SGL  | Jimmy Rudolph (100%)  | SGL  | AQM, QTZ, TML           | Active       | Active | 3/28/2014  | 3/27/2024   | 180.2869 ha            | ha                 | Eastern, Lundazi       |
| 1470 | 14406-HQ-SGL  | Jimmy Rudolph (100%)  | SGL  | AQM, GAR, QTZ, TML      | Active       | Active | 7/6/2011   | 7/5/2021    | 330.5506 ha            | ha                 | Eastern, Lundazi       |
| 1471 | GML 171       | Jodam Mining Co. limited (100%), Kankan Mining Co. Limited (0%) | SGL  | EM                      | Active       | Active | 10/30/1997 | 10/29/2017  | 353.2061 ha            | ha                 | Copperbelt, Lufwanyama |



| No   | Code          | Parties                                  | Type | Commodities                  | Status Group | Status | Grant Date | Expiry Date | Area        | Official Area Unit | Map Reference               |
|------|---------------|--|------|------------------------------|--------------|--------|------------|-------------|-------------|--------------------|-----------------------------|
| 1472 | GML 687       | Joseph Mpapilo Mwansa (100%)             | SGL  | AQM, EM                      | Active       | Active | 4/19/2004  | 4/18/2014   | 478.9924 ha | ha                 | Copperbelt, Masaiti         |
| 1473 | 13421-HQ- SGL | Joseph Muyangana (100%)                  | SGL  | AMT, Be3Al2(SiO3)6, GAR, TML | Active       | Active | 12/28/2010 | 12/27/2020  | 303.8400 ha | ha                 | Eastern, Lundazi            |
| 1474 | 15304-HQ-SGL  | Joseph Mwansa (100%)                     | SGL  | AQM, QTZ, TML                | Active       | Active | 4/8/2014   | 4/7/2024    | 367.3418 ha | ha                 | Eastern, Lundazi            |
| 1475 | 17906-HQ-SGL  | Josheal Enterprises Ltd (100%)           | SGL  | QTZ                          | Active       | Active | 12/10/2013 | 12/9/2023   | 80.0200 ha  | ha                 | North Western, Solwezi      |
| 1476 | 7679-HQ-GML   | Kabeya Bilolo Mining Ltd (100%)          | SGL  | AMT                          | Active       | Active | 7/17/2000  | 7/16/2020   | 101.3092 ha | ha                 | Southern, Kalomo            |
| 1477 | 8005-HQ-SGL   | Kabuswe Chibesakunda (100%)              | SGL  | EM                           | Active       | Active | 3/21/2003  | 3/20/2018   | 120.9387 ha | ha                 | Eastern, Chama              |
| 1478 | 13290-HQ-SGL  | Kalukana Investments Limited (100%)      | SGL  | Be3Al2(SiO3)6, EM            | Active       | Active | 8/20/2009  | 8/19/2019   | 118.2500 ha | ha                 |                             |
| 1479 | 17837-HQ-SGL  | Kameta Mining Ltd (100%)                 | SGL  | AMT, AQM, TML                | Active       | Active | 5/23/2013  | 5/22/2023   | 298.1900 ha | ha                 | Eastern, Katete             |
| 1480 | 13607-HQ-SGML | Kampas Kanda Kashala (0%)                | SGL  | AMT                          | Active       | Active | 4/13/2004  | 4/12/2014   | 200.0000 ha | ha                 | Southern, Kalomo            |
| 1481 | 7854-HQ-SML   | Kamwachi General dealers (100%)          | SGL  | LST                          | Active       | Active | 12/20/2001 | 12/19/2021  | 53.3268 ha  | ha                 | Copperbelt, Luanshya        |
| 1482 | 19007-HQ-SGL  | Kapetamendo Mineral Resources Ltd (100%) | SGL  | AQM, GAR, QTZ, TML           | Active       | Active | 11/8/2013  | 11/7/2023   | 119.2193 ha | ha                 | Eastern, Nyimba             |
| 1483 | 19008-HQ-SGL  | Kapetamendo Mineral Resources Ltd (100%) | SGL  | AQM, GAR, QTZ, TML           | Active       | Active | 11/14/2014 | 11/13/2024  | 139.0978 ha | ha                 | Eastern, Nyimba             |
| 1484 | GML 86        | Kariba Minerals Limited (100%)           | SGL  | AMT                          | Active       | Active | 5/7/1997   | 5/6/2017    | 253.9767 ha | ha                 | Southern, Kalomo            |
| 1485 | 13219-HQ-GML  | Kashif Abtone Mphande (100%)             | SGL  | AQM, QTZ                     | Active       | Active | 7/21/2011  | 7/20/2021   | 266.8784 ha | ha                 | Eastern, Lundazi, Chikomene |
| 1486 | 20231-HQ-SGL  | Kathel Mining Limited (100%)             | SGL  | am, AMT, QTZ, TML            | Active       | Active | 5/20/2015  | 5/19/2025   | 399.3196 ha | ha                 | Central, Serenje            |
| 1487 | 17207-HQ-SGL  | kJ Mining Investments Limited (100%)     | SGL  | AQM, GAR, QTZ, SiO2, TML     | Active       | Active | 11/12/2013 | 11/11/2023  | 399.5200 ha | ha                 | Central, Mkushi             |

| No   | Code         | Parties   | Type | Commodities                       | Status Group | Status | Grant Date | Expiry Date | Area        | Official Area Unit | Map Reference                         |
|------|--------------|---|------|-----------------------------------|--------------|--------|------------|-------------|-------------|--------------------|---------------------------------------|
| 1488 | 19893-HQ-SGL | Lemmy Mutema (100%)                                 | SGL  | AQM, Be3Al2(SiO3)6, GAR, QTZ, TML | Active       | Active | 9/22/2014  | 9/21/2024   | 366.8809 ha | ha                 | Eastern, Lundazi                      |
| 1489 | GML 723      | Luambe Chrispin Mondoloka (100%)                    | SGL  | EM, QTZ                           | Active       | Active | 1/26/2005  | 1/25/2015   | 200.0000 ha | ha                 | Copperbelt, Lufwanyama                |
| 1490 | 8677-HQ-GML  | Lumweka Investments Limited (100%)                  | SGL  | GEM                               | Active       | Active | 3/27/2008  | 3/26/2018   | 130.1653 ha | ha                 | Eastern, Lundazi, Mwanya              |
| 1491 | 19991-HQ-SGL | Lwanda Mulwanda Simfukwe (100%)                     | SGL  | AMT, GAR, QTZ, TML                | Active       | Active | 10/20/2014 | 10/19/2024  | 371.2789 ha | ha                 | Northern, Mbala                       |
| 1492 | 15305-HQ-SGL | Mahiyodin Abdul Samad (100%)                        | SGL  | AQM, GAR, QTZ                     | Active       | Active | 7/15/2011  | 7/14/2021   | 13.3800 ha  | ha                 | Eastern, Chama                        |
| 1493 | 19111-HQ-SGL | Maliche Corporation Limited (100%)                  | SGL  | AMT, EM, GAR                      | Active       | Active | 9/3/2013   | 9/2/2023    | 52.5131 ha  | ha                 | Southern, Kazungula; Western, Sesheke |
| 1494 | 18979-HQ-SGL | Manfred Drilling, Blasting & General Delears (100%) | SGL  | AQM, QTZ, TML                     | Active       | Active | 9/25/2013  | 9/24/2023   | 368.6600 ha | ha                 | Eastern, Chama                        |
| 1495 | 7345-HQ-SGL  | Mapelo Gemstone Export Co. Limited (100%)           | SGL  | GAR                               | Active       | Active | 5/28/2009  | 5/27/2019   | 60.2000 ha  | ha                 | Eastern, Chama                        |
| 1496 | 7141-HQ-SGL  | Marumo Gem Merchants Limited (100%)                 | SGL  | Be3Al2(SiO3)6                     | Active       | Active | 4/1/1997   | 3/31/2017   | 36.3100 ha  | ha                 | Lusaka, Chongwe                       |
| 1497 | GML 677      | Mary CHileshe (100%)                                | SGL  | EM                                | Active       | Active | 3/5/2004   | 3/4/2015    | 75.9450 ha  | ha                 | Copperbelt, Lufwanyama                |
| 1498 | 8339-HQ-SGL  | Masiye Kabuswe (100%)                               | SGL  | EM, QTZ                           | Active       | Active | 3/23/2006  | 3/22/2016   | 149.5383 ha | ha                 | Copperbelt, Mpongwe                   |
| 1499 | GML 571      | Mbandu Mbandu (100%)                                | SGL  | AMT, QTZ                          | Active       | Active | 7/29/2002  | 7/28/2017   | 129.0468 ha | ha                 | Central, Mumbwa                       |
| 1500 | 19855-HQ-SGL | Meckie Shisholeka Mwamuchena (100%)                 | SGL  | AQM                               | Active       | Active | 11/25/2014 | 11/24/2024  | 6.6308 ha   | ha                 | Central, Mkushi                       |
| 1501 | 19462-HQ-SGL | Mercy Mayani (100%)                                 | SGL  | AQM, EM, GAR, QTZ, TML            | Active       | Active | 2/28/2014  | 2/27/2024   | 372.5439 ha | ha                 | Central, Mkushi                       |
| 1502 | 19530-HQ-SGL | Mercy Mayani (100%)                                 | SGL  | AQM, TML                          | Active       | Active | 3/20/2014  | 3/19/2024   | 136.3200 ha | ha                 | Central, Mkushi                       |

| No   | Code          | Parties                          | Type | Commodities             | Status Group | Status | Grant Date | Expiry Date | Area                   | Official Area Unit | Map Reference       |
|------|---------------|----------------------------------|------|-------------------------|--------------|--------|------------|-------------|------------------------|--------------------|---------------------|
| 1503 | 19825-HQ-SGL  | Mercy Mayani (100%)              | SGL  | QTZ                     | Active       | Active | 8/13/2014  | 8/12/2024   | 63.5442 ha             | ha                 | Northern, Mpika     |
| 1504 | 20013-HQ-SGL  | Mercy Mayani (100%)              | SGL  | AMT, AQM, FLD, QTZ, TML | Active       | Active | 10/17/2014 | 10/16/2024  | 99.4570 ha             | ha                 | Eastern, Nyimba     |
| 1505 | 16036-HQ-SGL  | Mopti Company Limited (100%)     | SGL  | QTZ                     | Active       | Active | 1/3/2013   | 1/2/2023    | 401.8912 ha            | ha                 | Copperbelt, Mpongwe |
| 1506 | 15701-HQ-SGL  | Muamba and company (100%)        | SGL  | AQM, QTZ, TML           | Active       | Active | 6/28/2011  | 6/27/2021   | 349.2800 ha            | ha                 | Central, Mkushi     |
| 1507 | GML 695       | Mufuna Mulenga Mwendo (100%)     | SGL  | AMT, QTZ                | Active       | Active | 5/14/2004  | 5/13/2014   | 400.0000 ha            | ha                 | Southern, Kalomo    |
| 1508 | 14852-HQ-SGML | Musumbulwa Richard Kamima (100%) | SGL  | AQM, GAR                | Active       | Active | 8/27/2010  | 8/26/2020   | 341.1300 ha            | ha                 | Eastern, Lundazi    |
| 1509 | 13613-HQ-SGML | Mwana Lubaba (100%)              | SGL  | AMT, QTZ                | Active       | Active | 6/10/2004  | 6/9/2014    | 200.0000 ha            | ha                 | Southern, Kalomo    |
| 1510 | 13273-HQ-GML  | Mwase Phiri (100%)               | SGL  | AQM, GAR, TML           | Active       | Active | 11/20/2009 | 11/19/2019  | 53.4091 ha             | ha                 | Eastern, Lundazi    |
| 1511 | 13282-HQ-SGL  | Mweko Enterprises (100%)         | SGL  | AQM, QTZ, TML           | Active       | Active | 11/14/2009 | 11/13/2019  | 404.8800 ha            | ha                 | Northern, Mpika     |
| 1512 | 14043-HQ-SGML | Mweko Enterprises (100%)         | SGL  | AQM, TML                | Active       | Active | 9/17/2010  | 9/16/2020   | 404.8500 ha            | ha                 | Northern, Mpika     |
| 1513 | 15933-HQ-SGL  | Mweko Enterprises (100%)         | SGL  | AMT                     | Active       | Active | 8/19/2013  | 8/18/2023   | 330.9500 ha            | ha                 | Central, Mumbwa     |
| 1514 | GML 683       | Mweko Enterprises (100%)         | SGL  | AMT, TML                | Active       | Active | 4/19/2004  | 4/18/2014   | 162.4796 ha            | ha                 | Eastern, Katete     |
| 1515 | 19307-HQ-SGL  | MWEKO Industries Limited (100%)  | SGL  | AMT, QTZ                | Active       | Active | 1/9/2014   | 1/8/2024    | 358.2269 ha            | ha                 | Northern, Mpika     |
| 1516 | 19779-HQ-SGL  | MWEKO Industries Limited (100%)  | SGL  | AMT, FLD, GAR, QTZ, TML | Active       | Active | 7/22/2014  | 7/21/2024   | 1.6407 km <sup>2</sup> | km <sup>2</sup>    | Northern, Mpika     |
| 1517 | 18056-HQ-SGL  | Mwengwe Yvette Mutenta (100%)    | SGL  | AQM, GAR, QTZ           | Active       | Active | 6/12/2013  | 6/11/2023   | 19.9600 ha             | ha                 | Eastern, Mambwe     |
| 1518 | 19714-HQ-SGL  | Mwengwe Yvette Mutenta (100%)    | SGL  | AQM, GAR, QTZ, TML      | Active       | Active | 11/24/2014 | 11/23/2024  | 53.4256 ha             | ha                 | Eastern, Lundazi    |
| 1519 | 8235-HQ-SGL   | Mwenya Alfred Kambikambi (100%)  | SGL  | AMT, EM, TML            | Active       | Active | 3/18/2005  | 3/17/2020   | 239.6055 ha            | ha                 | Copperbelt, Mpongwe |

| No   | Code         | Parties                                 | Type | Commodities                  | Status Group | Status | Grant Date | Expiry Date | Area                   | Official Area Unit | Map Reference          |
|------|--------------|---|------|------------------------------|--------------|--------|------------|-------------|------------------------|--------------------|------------------------|
| 1520 | 20102-HQ-SGL | Nchimunya Mooba (100%)                  | SGL  | AMT, GAR, QTZ, TML           | Active       | Active | 12/23/2014 | 12/22/2024  | 399.4924 ha            | ha                 | Central, Chibombo      |
| 1521 | 13763-HQ-SGL | Ndashi W. Chitalu (100%)                | SGL  | AQM, GAR, TML                | Active       | Active | 11/1/2011  | 10/31/2021  | 398.0427 ha            | ha                 | Eastern, Nyimba        |
| 1522 | 7343-HQ-SGL  | Nkana General Delalers Ltd (100%)       | SGL  | Be3Al2(SiO3)6, EM            | Active       | Active | 1/20/1998  | 1/19/2018   | 49.0644 ha             | ha                 | Copperbelt, Lufwanyama |
| 1523 | 7096-HQ-SGL  | Norodom Mines Limited (100%)            | SGL  | EM                           | Active       | Active | 2/13/1997  | 2/12/2017   | 12.8771 ha             | ha                 | Copperbelt, Lufwanyama |
| 1524 | GML 731      | Omei Inestments (100%)                  | SGL  | EM                           | Active       | Active | 6/10/2005  | 6/20/2015   | 83.2355 ha             | ha                 | Copperbelt, Lufwanyama |
| 1525 | 19738-HQ-SGL | Patrick Kangoma (0%)                    | SGL  | AMT, AQM, GAR, QTZ, TML      | Active       | Active | 7/17/2014  | 7/16/2024   | 213.7888 ha            | ha                 | Eastern, Lundazi       |
| 1526 | 15730-HQ-SGL | Pizyenga Zambia Limited (100%)          | SGL  | Be3Al2(SiO3)6, EM, QTZ, TML  | Active       | Active | 8/12/2011  | 8/11/2021   |                        | ha                 |                        |
| 1527 | 7515-HQ-SGL  | Precious Transparency Limited (100%)    | SGL  | AQM, TML                     | Active       | Active | 11/30/1998 | 11/29/2018  | 76.4693 ha             | ha                 | Central, Mkushi        |
| 1528 | GML 761      | Pritchard Ndhahu Haamuleya (100%)       | SGL  | AQM                          | Active       | Active | 9/10/2007  | 9/9/2017    | 472.7901 ha            | ha                 | Southern, Siavonga     |
| 1529 | 16594-HQ-SGL | Rajamani Nadar Resources (Z) Ltd (100%) | SGL  | AQM, QTZ, TML                | Active       | Active | 9/9/2013   | 9/8/2023    | 333.7700 ha            | ha                 | Eastern, Lundazi       |
| 1530 | 13261-HQ-SGL | Ramabahi Nayee Sankabhai (100%)         | SGL  | AQM, TML                     | Active       | Active | 9/30/2009  | 9/29/2019   | 26.6588 ha             | ha                 | Eastern, Lundazi       |
| 1531 | 19630-HQ-SGL | Remmy Mubanga (100%)                    | SGL  | AQM, QTZ                     | Active       | Active | 5/16/2014  | 5/15/2024   |                        | CU                 | Northern, Mpika        |
| 1532 | 19757-HQ-SGL | Reuben Tedy Sambo (100%)                | SGL  | AQM, Be3Al2(SiO3)6, QTZ, TML | Active       | Active | 8/5/2014   | 8/4/2024    | 13.2997 ha             | ha                 | Central, Mkushi        |
| 1533 | 18983-HQ-SGL | Rock of Ages Mining Co. Ltd (100%)      | SGL  | AQM, EM, FLD, QTZ, TML       | Active       | Active | 8/1/2013   | 7/31/2023   | 390.3600 ha            | ha                 | Eastern, Lundazi       |
| 1534 | 19790-HQ-SGL | Samson Chibaye (100%)                   | SGL  | AQM, GAR, QTZ, TML           | Active       | Active | 8/19/2014  | 8/18/2024   | 1.5723 km <sup>2</sup> | km <sup>2</sup>    | Eastern, Chama         |
| 1535 | 14857-HQ-SGL | Sanctificare Enterprises Ltd (100%)     | SGL  | EM                           | Active       | Active | 8/19/2010  | 8/18/2020   | 336.6620 ha            | ha                 | Copperbelt, Lufwanyama |
| 1536 | GML 686      | Saxena Kamal (100%)                     | SGL  | EM                           | Active       | Active | 4/19/2004  | 4/18/2014   | 150.0000 ha            | ha                 | Copperbelt, Lufwanyama |

| No   | Code          | Parties   | Type | Commodities        | Status Group | Status          | Grant Date | Expiry Date | Area         | Official Area Unit | Map Reference             |
|------|---------------|---|------|--------------------|--------------|-----------------|------------|-------------|--------------|--------------------|---------------------------|
| 1537 | 12246-HQ-GML  | SDM Investments Limited (100%)                  | SGL  | EM                 | Active       | Active          | 12/29/2008 | 12/28/2018  | 44.2715 ha   | ha                 | Copperbelt, Lufwanyama    |
| 1538 | 12097-HQ-GML  | Simutili Gladys Milinga (100%)                  | SGL  | EM                 | Active       | Active          | 1/9/2009   | 1/8/2019    | 98.8311 ha   | ha                 |                           |
| 1539 | GML 690       | Stephanos Vlahakis Rommel (100%)                | SGL  | AMT                | Active       | Active          | 4/19/2004  | 4/18/2014   | 400.0218 ha  | ha                 | Southern, Kalomo          |
| 1540 | 15799-HQ-SGL  | Stephen Manasseh Nsangayi (100%)                | SGL  | EM, QTZ, SiO2      | Active       | Active          | 3/20/2013  | 3/19/2023   | 26.7200 ha   | ha                 | Copperbelt, Chililabombwe |
| 1541 | GML 740       | Talang Mining Co. Limited (100%)                | SGL  | AMT                | Active       | Active          | 11/20/2005 | 11/19/2015  | 418.4012 ha  | ha                 | Northern, Mpika           |
| 1542 | 14139-HQ-SGML | Tawakkal Gems Investments Co. Limited (100%)    | SGL  | AQM                | Active       | Active          | 6/14/2010  | 6/13/2015   | 366.9266 ha  | ha                 | Eastern, Lundazi          |
| 1543 | 8557-HQ-SGL   | Theresa Ng'oma (100%)                           | SGL  | AQM, TML           | Active       | Active          | 8/28/2007  | 8/27/2017   | 149.6407 ha  | ha                 | Central, Mkushi, Nkumbi   |
| 1544 | 13762-HQ-SGML | Universal Minerals Limited (100%)               | SGL  | Gr tourm, TML      | Active       | Active          | 6/15/2012  | 6/14/2022   | 362.9958 ha  | ha                 | Central, Mumbwa           |
| 1545 | GML 752       | William and Lewin Mining Company Limited (100%) | SGL  |                    | Active       | Active          | 11/27/2006 | 11/26/2016  | 31.0300 ha   | ha                 | Copperbelt, Lufwanyama    |
| 1546 | 8228-HQ-SGL   | William Nsokolo Sichula (100%)                  | SGL  | AQM, TML           | Active       | Active          | 1/13/2005  | 1/12/2025   | 182.3974 ha  | ha                 | Central, Mkushi           |
| 1547 | 7982-HQ-SGL   | Winter Libbohohole (100%)                       | SGL  | AQM, TML           | Active       | Active          | 1/21/2003  | 1/20/2017   | 309.3569 ha  | ha                 | Central, Mkushi           |
| 1548 | 19843-HQ-SGL  | Winter Libbohohole (100%)                       | SGL  | AQM, GAR, QTZ, TML | Active       | Active          | 5/20/2015  | 5/19/2025   | 83.3464 ha   | ha                 | Central, Serenje          |
| 1549 | GML 680       | Wizamar General Dealers Ltd (100%)              | SGL  | EM                 | Active       | Active          | 3/23/2004  | 3/22/2014   | 100.0063 ha  | ha                 | Copperbelt, Lufwanyama    |
| 1550 | 8110-HQ-SGL   | David Chitundu (100%)                           | SGL  | EM                 | Active       | Pending Renewal | 3/5/2004   | 3/4/2009    | 1567.3717 ha | ha                 | North Western, Mwinilunga |
| 1551 | 8306-HQ-SGL   | Talang Mining Co. Limited (100%)                | SGL  | QTZ                | Active       | Pending Renewal | 11/20/2005 | 11/19/2010  | 468.3203 ha  | ha                 | Northern, Mpika           |
| 1552 | 8431-HQ-SML   | AC and G Njanji Mining Company Limited (100%)   | SML  | Au, Cu, Zn         | Active       | Active          | 8/1/2007   | 7/31/2017   | 535.9892 ha  | ha                 | Central, Mumbwa           |

| No   | Code         | Parties   | Type | Commodities           | Status Group | Status | Grant Date | Expiry Date | Area         | Official Area Unit | Map Reference                    |
|------|--------------|---|------|-----------------------|--------------|--------|------------|-------------|--------------|--------------------|----------------------------------|
| 1553 | 8534-HQ-SML  | AC and G Njanji Mining Company Limited (100%)       | SML  | Au, Cu, Pb            | Active       | Active | 7/27/2007  | 7/26/2017   | 469.8444 ha  | ha                 | Central, Mumbwa                  |
| 1554 | 8535-HQ-SML  | AC and G Njanji Mining Company Limited (100%)       | SML  | Au, Cu, Pb, Zn        | Active       | Active | 10/12/2007 | 10/11/2017  | 410.3539 ha  | ha                 | Central, Mumbwa                  |
| 1555 | 12491-HQ-SML | African Deposit Limited (100%)                      | SML  | Cu                    | Active       | Active | 12/1/2008  | 11/30/2018  | 400.1575 ha  | ha                 | Central, Mumbwa                  |
| 1556 | 14566-HQ-SML | Afro Metals Zambia Ltd (100%)                       | SML  | Cu                    | Active       | Active | 6/2/2010   | 6/1/2020    | 325.5300 ha  | ha                 | North Western, Kasempa           |
| 1557 | 14567-HQ-SML | Afro Metals Zambia Ltd (100%)                       | SML  | Au, Co, Cu, Fe, Mn, U | Active       | Active | 6/2/2011   | 6/1/2021    | 372.0100 ha  | ha                 | North Western, Kasempa           |
| 1558 | 15431-HQ-SML | Aggregate Limited (100%)                            | SML  | DOL                   | Active       | Active | 5/16/2011  | 5/15/2021   | 29.6866 ha   | ha                 | Lusaka, Kafue                    |
| 1559 | 10454-HQ-SML | Agness Chozi Ng'uni (100%)                          | SML  | Zr                    | Active       | Active | 10/22/2008 | 10/21/2018  | 404.5735 ha  | ha                 | Eastern, Lundazi                 |
| 1560 | 13830-HQ-SML | Agro Tech Zambia Limited (100%)                     | SML  | Cu                    | Active       | Active | 2/5/2008   | 2/4/2018    | 441.9867 ha  | ha                 |                                  |
| 1561 | 8735-HQ-SML  | Alms Minerals and Mining Company (Z) Limited (100%) | SML  | Mn                    | Active       | Active | 5/26/2009  | 5/25/2019   | 456.0012 ha  | ha                 | Central, Mkushi                  |
| 1562 | 13934-HQ-SML | Amanda Temweke Silavwe (100%)                       | SML  | Co, Cu, Fe            | Active       | Active | 9/7/2012   | 9/6/2022    | 244.8602 ha  | ha                 | Central, Mumbwa                  |
| 1563 | 13935-HQ-SML | Amanda Temweke Silavwe (100%)                       | SML  | Co, Cu, Fe            | Active       | Active | 3/22/2010  | 3/21/2020   | 198.5663 ha  | ha                 | Central, Mumbwa                  |
| 1564 | 18868-HQ-SML | Ameys Property Developers Limited (100%)            | SML  | LST                   | Active       | Active | 3/24/2014  | 3/23/2024   | 385.8800 ha  | ha                 | Lusaka, Kafue                    |
| 1565 | 8501-HQ-SML  | AMK Mining Zambia Limited (100%)                    | SML  | Au, Cu                | Active       | Active | 1/5/2007   | 10/16/2017  | 7288.0400 ha | ha                 | Central, Kapiri Mposhi, Kampumba |
| 1566 | 10224-HQ-SML | Anthony Chisanga (100%)                             | SML  | DIA                   | Active       | Active | 1/20/2009  | 1/19/2019   | 449.5990 ha  | ha                 | Northern, Chinsali               |
| 1567 | 8459-HQ-SML  | Apila Limited (100%)                                | SML  | COA, Sn, Ta           | Active       | Active | 2/22/2007  | 2/21/2017   | 1053.6900 ha | ha                 | Southern, Kalomo, Ibula          |
| 1568 | 8460-HQ-SML  | Apila Limited (100%)                                | SML  | COA, Sn, Ta           | Active       | Active | 2/22/2007  | 2/21/2017   | 1449.2900 ha | ha                 | Southern, Kalomo, Siankopo       |
| 1569 | 19114-HQ-SML | Ascent Stone Industry Ltd (100%)                    | SML  | GRT                   | Active       | Active | 9/2/2013   | 9/1/2023    | 98.9799 ha   | ha                 | Lusaka, Kafue                    |

| No   | Code         | Parties                                   | Type | Commodities   | Status Group | Status | Grant Date | Expiry Date | Area                   | Official Area Unit | Map Reference                    |
|------|--------------|---|------|---|--------------|--------|------------|-------------|------------------------|--------------------|----------------------------------|
| 1570 | 8469-HQ-SML  | Atlantic Lime Products (Z) Limited (100%) | SML  | STN   | Active       | Active | 5/23/2007  | 5/22/2017   | 3.9746 ha              | ha                 | Central, Kabwe                   |
| 1571 | 10212-HQ-SML | Avantech Limited (100%)                   | SML  | Ag, Co, Cu  | Active       | Active | 10/9/2008  | 10/8/2018   | 481.1600 ha            | ha                 | North Western, Solwezi           |
| 1572 | 7327-HQ-SML  | Bangweulu Batteries Limited (100%)        | SML  | Mn  | Active       | Active | 9/12/1997  | 9/11/2017   | 241.9156 ha            | ha                 | Luapula, Mansa                   |
| 1573 | 13008-HQ-SML | Base Metallic Zambia Limited (100%)       | SML  | Co, Cu  | Active       | Active | 6/17/2009  | 6/16/2019   | 439.9500 ha            | ha                 |                                  |
| 1574 | 13007-HQ-SML | BaseMetals Zambia Limited (100%)          | SML  | Co, Cu  | Active       | Active | 6/18/2009  | 6/17/2019   | 439.9500 ha            | ha                 |                                  |
| 1575 | 8321-HQ-SML  | Bekango Mining Company Limited (100%)     | SML  | Ag, Au, Cu  | Active       | Active | 1/23/2006  | 1/22/2021   | 319.0603 ha            | ha                 | Central, Chibombo, Kapiri Mposhi |
| 1576 | 12638-HQ-SML | Best Quarry Limited (100%)                | SML  | GRT, MBL, STN1, TLC                                   | Active       | Active | 12/3/2008  | 12/2/2018   | 171.5291 ha            | ha                 |                                  |
| 1577 | 8609-HQ-SML  | Betele Small Miners Limited (100%)        | SML  | Cu  | Active       | Active | 3/26/2008  | 3/25/2018   | 398.4728 ha            | ha                 | North Western, Mufumbwe          |
| 1578 | 7828-HQ-SML  | Bilonda Mining Limited (100%)             | SML  | Cu, Cu <sub>2</sub> CO <sub>3</sub> (OH) <sub>2</sub> | Active       | Active | 9/17/2012  | 9/16/2022   | 251.4300 ha            | ha                 | Central, Mumbwa                  |
| 1579 | 15590-HQ-SML | Black Horse Limited (100%)                | SML  | Cu, Fe, Mn  | Active       | Active | 3/23/2011  | 3/22/2021   | 401.7000 ha            | ha                 | North Western, Solwezi           |
| 1580 | 20058-HQ-SML | Blue Dream Investment Limited (100%)      | SML  | DOL, GRT, LAT, LST                                    | Active       | Active | 11/28/2014 | 11/27/2024  | 2.2430 km <sup>2</sup> | km <sup>2</sup>    | Lusaka, Kafue                    |
| 1581 | 8433-HQ-SML  | BM & K Mining Limited (100%)              | SML  | Co, Cu, Pb, Zn  | Active       | Active | 3/22/2007  | 3/21/2017   | 152.0228 ha            | ha                 | Northern, Mbala                  |
| 1582 | 19356-HQ-SML | Bottom Pit Mining Limited (100%)          | SML  | Ag, Au, Co, Cu, Fe, P, REE                            | Active       | Active | 12/8/2014  | 12/7/2024   |                        | ha                 | North Western, Mufumbwe          |
| 1583 | 13600-HQ-SML | Bottompit Mining Limited (100%)           | SML  | Au, Co, Cu, Fe  | Active       | Active | 12/4/2009  | 12/3/2019   | 332.8360 ha            | ha                 |                                  |
| 1584 | 18231-HQ-SML | BRENDA KUNDA (100%)                       | SML  | STN   | Active       | Active | 8/19/2013  | 8/18/2023   | 50.1500 ha             | ha                 | North Western, Solwezi           |
| 1585 | 8551-HQ-SML  | Caltage Enterprises Limited (100%)        | SML  | Au, Cu, Fe  | Active       | Active | 8/23/2007  | 8/22/2017   | 365.0900 ha            | ha                 | North Western, Mufumbwe          |

| No   | Code         | Parties   | Type | Commodities        | Status Group | Status | Grant Date | Expiry Date | Area                   | Official Area Unit | Map Reference                |
|------|--------------|---|------|--------------------|--------------|--------|------------|-------------|------------------------|--------------------|------------------------------|
| 1586 | 8342-HQ-SML  | Central Africa Mining Limited (100%)                    | SML  | Au, Co, Cu         | Active       | Active | 8/4/2006   | 8/3/2016    | 521.2833 ha            | ha                 | Luapula, Chiengi             |
| 1587 | 16208-HQ-SML | Chakuza Mining & Exploration Limited (100%)             | SML  | Mn                 | Active       | Active | 7/7/2011   | 7/6/2021    | 4.0080 ha              | ha                 | Central, Mkushi              |
| 1588 | 18946-HQ-SML | Changzhou Zambia Resources Company Limited (100%)       | SML  | LST, STN           | Active       | Active | 3/19/2014  | 3/18/2024   | 40.0100 ha             | ha                 | Copperbelt, Masaiti, Ndola   |
| 1589 | 15098-HQ-SML | Chankanondo Investments Limited (100%)                  | SML  | Ag, Au, Co, Cu, Mn | Active       | Active | 5/18/2011  | 5/17/2021   | 371.1400 ha            | ha                 | Luapula, Kawambwa            |
| 1590 | 8423-HQ-SML  | Charity Chisha (100%)                                   | SML  | Cu                 | Active       | Active | 12/22/2006 | 12/21/2016  | 506.2200 ha            | ha                 | Central, Mumbwa, Kaindu      |
| 1591 | 19699-HQ-SML | Charizma Enterprises Limited (100%)                     | SML  | DOL, LST           | Active       | Active | 6/4/2014   | 6/3/2024    | 0.4617 km <sup>2</sup> | km <sup>2</sup>    | Lusaka, Kafue                |
| 1592 | 15468-HQ-SML | Charles Akufuna Wamulwange (100%)                       | SML  | CLY7               | Active       | Active | 4/20/2011  | 4/19/2021   | 80.0157 ha             | ha                 | Copperbelt, Ndola            |
| 1593 | 13570-HQ-SML | Charles Silaupa Silavwe (100%)                          | SML  | Cu, Fe, Mn         | Active       | Active | 9/1/2009   | 8/31/2019   | 396.1700 ha            | ha                 | Luapula, Mansa               |
| 1594 | 14845-HQ-SML | Charles Silaupa Silavwe (100%)                          | SML  | Cu, Fe, Mn         | Active       | Active | 9/9/2010   | 9/8/2020    | 335.8300 ha            | ha                 | Luapula, Mansa, Mwense       |
| 1595 | 7857-HQ-SML  | Chicha Enterprises (100%)                               | SML  | STN1               | Active       | Active | 4/12/2002  | 4/11/2017   | 19.7928 ha             | ha                 | Lusaka, Kafue, Shantumbu     |
| 1596 | 19899-HQ-SML | Chichoke Investments Limited (100%)                     | SML  | Cu, SIL            | Active       | Active | 9/22/2014  | 9/21/2024   | 50.0103 ha             | ha                 | Copperbelt, Kalulushi, Kitwe |
| 1597 | 7359-HQ-SML  | Chilanga Cement Limited (100%)                          | SML  | LST                | Active       | Active | 1/20/1998  | 6/23/2018   | 166.7166 ha            | ha                 | Copperbelt, Ndola            |
| 1598 | 7361-HQ-SML  | Chilanga Cement Limited (100%)                          | SML  | LST                | Active       | Active | 1/20/1998  | 1/19/2008   | 39.5553 ha             | ha                 | Lusaka, Kafue                |
| 1599 | 7363-HQ-SML  | Chilanga Cement Limited (100%)                          | SML  | LST                | Active       | Active | 1/20/1998  | 9/28/2017   | 140.0294 ha            | ha                 | Copperbelt, Ndola            |
| 1600 | 8373-HQ-SML  | Chiman Manufacturing Limited (100%)                     | SML  | Mn                 | Active       | Active | 2/9/2006   | 2/8/2016    | 420.7776 ha            | ha                 | Central, Kapiri Mposhi       |
| 1601 | 8332-HQ-SML  | China Henan International Co-operation Group Ltd (100%) | SML  | GRT                | Active       | Active | 2/17/2006  | 2/16/2016   | 3782.1941 ha           | ha                 | Southern, Siavonga           |



| No   | Code         | Parties                               | Type | Commodities    | Status Group | Status | Grant Date | Expiry Date | Area        | Official Area Unit | Map Reference                 |
|------|--------------|---------------------------------------|------|----------------|--------------|--------|------------|-------------|-------------|--------------------|-------------------------------|
| 1602 | 8104-HQ-SML  | Chisin Mining Company Limited (100%)  | SML  |                | Active       | Active | 11/5/2004  | 11/4/2019   | 333.7163 ha | ha                 | Eastern, Lundazi              |
| 1603 | 7926-HQ-SML  | Citadel Minerals Limited (100%)       | SML  |                | Active       | Active | 6/14/2002  | 9/28/2017   | 384.6230 ha | ha                 | Copperbelt, Luanshya          |
| 1604 | 16876-HQ-SML | Classic Lime Limetstone (100%)        | SML  | LST            | Active       | Active | 2/6/2013   | 2/5/2023    | 313.3300 ha | ha                 | Lusaka, Kafue                 |
| 1605 | 8422-HQ-SML  | CLC Mining Corporation Limited (100%) | SML  | Cu             | Active       | Active | 12/18/2006 | 12/17/2021  | 397.3600 ha | ha                 | North Western, Kasempa, Ingwe |
| 1606 | 16651-HQ-SML | CLC Mining Corporation Limited (100%) | SML  | Ag, Au, Cu     | Active       | Active | 5/24/2013  | 5/23/2023   | 317.9100 ha | ha                 | North Western, Kasempa        |
| 1607 | 8740-HQ-SML  | Constantino Paul Vlahakis (0%)        | SML  | SDG, STN       | Active       | Active | 10/17/2008 | 10/16/2018  | 345.5126 ha | ha                 | Southern, Siavonga, Chirundu  |
| 1608 | 12543-HQ-SML | Constine Group Limited (100%)         | SML  | Cu             | Active       | Active | 12/1/2010  | 11/30/2020  | 332.1600 ha | ha                 |                               |
| 1609 | 7312-HQ-SML  | Crushed Stone Sales Limited (100%)    | SML  | LST            | Active       | Active | 4/24/1997  | 4/23/2017   | 42.8814 ha  | ha                 | Lusaka, Lusaka                |
| 1610 | 7313-HQ-SML  | Crushed Stone Sales Limited (100%)    | SML  | TLC            | Active       | Active | 4/24/1997  | 9/28/2017   | 32.9900 ha  | ha                 | Lusaka, Lusaka                |
| 1611 | 7314-HQ-SML  | Crushed Stone Sales Limited (100%)    | SML  | LST            | Active       | Active | 4/24/1997  | 5/21/2017   | 118.6827 ha | ha                 | Lusaka, Kafue                 |
| 1612 | 7315-HQ-SML  | Crushed Stone Sales Limited (100%)    | SML  | STN            | Active       | Active | 4/24/1997  | 4/23/2021   | 39.5700 ha  | ha                 | Lusaka, Kafue                 |
| 1613 | 13649-HQ-SML | D & B Gem-Ores (100%)                 | SML  | GYP            | Active       | Active | 5/22/2009  | 5/21/2019   | 116.9259 ha | ha                 | Northern, Mpika               |
| 1614 | 8612-HQ-SML  | D and B Gem-Ores Limited (100%)       | SML  | Cu, Mn         | Active       | Active | 1/29/2008  | 1/28/2018   | 484.5444 ha | ha                 | Luapula, Mansa, Katuta        |
| 1615 | 11502-HQ-SML | D and B Gem-Ores Limited (100%)       | SML  | Co, Cu, Fe, Zn | Active       | Active | 10/10/2008 | 10/9/2018   | 389.8393 ha | ha                 | Copperbelt, Lufwanyama        |
| 1616 | 12203-HQ-SML | Daheng Group Zambia Ltd (100%)        | SML  | Cu             | Active       | Active | 10/1/2008  | 9/30/2018   | 327.7973 ha | ha                 | North Western, Kasempa        |
| 1617 | 12204-HQ-SML | Daheng Group Zambia Ltd (100%)        | SML  | Cu             | Active       | Active | 10/1/2008  | 9/30/2018   | 327.8333 ha | ha                 | North Western, Kasempa        |

| No   | Code         | Parties                              | Type | Commodities            | Status Group | Status | Grant Date | Expiry Date | Area                   | Official Area Unit | Map Reference                           |
|------|--------------|--------------------------------------|------|------------------------|--------------|--------|------------|-------------|------------------------|--------------------|---|
| 1618 | 19852-HQ-SML | Dalobelt Zambia Limited (100%)       | SML  | Au, Co, Cu, Mn, Pb, Zn | Active       | Active | 9/26/2014  | 9/25/2024   | 387.0464 ha            | ha                 | Central, Chibombo                       |
| 1619 | 19853-HQ-SML | Dalobelt Zambia Limited (100%)       | SML  | Au, Co, Cu, Mn, Pb, Zn | Active       | Active | 11/5/2014  | 11/4/2024   | 387.0854 ha            | ha                 | Central, Chibombo                       |
| 1620 | 8586-HQ-SML  | Dambo Quarries Zambia Limited (100%) | SML  | MBL                    | Active       | Active | 4/18/2007  | 4/17/2017   | 102.3508 ha            | ha                 | Central, Mumbwa                         |
| 1621 | 19305-HQ-SML | Daniel Chola Ponde (100%)            | SML  | SIL                    | Active       | Active | 8/6/2014   | 8/5/2024    | 6.6685 ha              | ha                 | Copperbelt, Kalulushi                   |
| 1622 | 18087-HQ-SML | David Chikopa (100%)                 | SML  | Au, Co, Cu, Fe, Pb, Zn | Active       | Active | 2/15/2013  | 2/14/2023   | 6.6100 ha              | ha                 | Central, Mumbwa                         |
| 1623 | 8446-HQ-SML  | Diallo Enterprises Limited (100%)    | SML  | Ag, Cu, Ni             | Active       | Active | 1/30/2007  | 1/29/2017   | 349.7465 ha            | ha                 | Copperbelt, Luanshya                    |
| 1624 | 13829-HQ-SML | Diallo Enterprises Limited (100%)    | SML  | Au, Co, Cu             | Active       | Active | 1/20/2010  | 1/19/2020   | 326.3421 ha            | ha                 | Copperbelt, Luanshya                    |
| 1625 | 8552-HQ-SML  | Dickson Sinyangwe (100%)             | SML  | SIL                    | Active       | Active | 8/27/2007  | 8/26/2022   | 13.3312 ha             | ha                 | Copperbelt, Kalulushi, Chibuluma Forest |
| 1626 | 15055-HQ-SML | Dorica Jessy Tembo (100%)            | SML  | Au, Cu, Fe             | Active       | Active | 4/10/2012  | 4/9/2022    | 398.0410 ha            | ha                 | North Western, Mwinilunga               |
| 1627 | 13828-HQ-SML | Douglas Hachingala (100%)            | SML  | Ag, Au, Cu             | Active       | Active | 11/4/2009  | 11/3/2019   | 343.1250 ha            | ha                 | Central, Kapiri Mposhi                  |
| 1628 | 13312-HQ-SML | Dyma Mining Limited (100%)           | SML  | Co, Cu                 | Active       | Active | 9/7/2009   | 9/6/2019    | 392.5200 ha            | ha                 | North Western, Mwinilunga               |
| 1629 | 7744-HQ-SML  | Eastern Quarry Limited (100%)        | SML  | LST                    | Active       | Active | 2/6/2001   | 2/5/2021    | 79.1000 ha             | ha                 | Lusaka, Lusaka                          |
| 1630 | 8596-HQ-SML  | Edward Munyumbwe (100%)              | SML  | Cu                     | Active       | Active | 10/29/2007 | 10/28/2017  | 13.2184 ha             | ha                 | Central, Mumbwa                         |
| 1631 | 20103-HQ-SML | Elohim Copperfields Limited (100%)   | SML  | Au, Co, Cu, GRT, SIL   | Active       | Active | 11/24/2014 | 11/23/2024  | 3.9720 km <sup>2</sup> | km <sup>2</sup>    | Copperbelt, Mufulira                    |
| 1632 | 8371-HQ-SML  | Emmanuel Chisala (100%)              | SML  | Co, Cu, Fe             | Active       | Active | 8/31/2006  | 8/30/2021   | 3.9941 km <sup>2</sup> | km <sup>2</sup>    | Luapula, Chiengi                        |

| No   | Code         | Parties                            | Type | Commodities    | Status Group | Status | Grant Date | Expiry Date | Area                   | Official Area Unit | Map Reference                       |
|------|--------------|------------------------------------|------|----------------|--------------|--------|------------|-------------|------------------------|--------------------|-------------------------------------|
| 1633 | 14972-HQ-SML | Emmanuel Kunda (100%)              | SML  | Mn             | Active       | Active | 2/24/2011  | 2/23/2021   | 369.1800 ha            | ha                 | Luapula, Mansa                      |
| 1634 | 14973-HQ-SML | Emmanuel Kunda (100%)              | SML  | Mn             | Active       | Active | 2/24/2011  | 2/23/2021   | 369.2300 ha            | ha                 | Luapula, Mansa                      |
| 1635 | 15399-HQ-SML | Emmanuel Kunda (100%)              | SML  | Mn             | Active       | Active | 2/24/2011  | 2/23/2021   | 399.3900 ha            | ha                 | Luapula, Mansa                      |
| 1636 | 19638-HQ-SML | Emmanuel Mulenga (100%)            | SML  | Ag, Au, Co, Cu | Active       | Active | 5/7/2014   | 5/6/2024    | 23.3347 ha             | ha                 | Copperbelt, Ndola                   |
| 1637 | 7081-HQ-SML  | Enviro Processing Limited (100%)   | SML  | Co, Cu, Pb, Zn | Active       | Active | 1/28/1997  | 7/1/2020    | 215.3318 ha            | ha                 | Central, Kabwe                      |
| 1638 | 8554-HQ-SML  | Euro Africa Mining Limited (100%)  | SML  | Cu             | Active       | Active | 8/28/2007  | 8/27/2017   | 479.6399 ha            | ha                 | North Western, Mufumbwe, Mufumbwe   |
| 1639 | 8555-HQ-SML  | Euro Africa Mining Limited (100%)  | SML  | Cu             | Active       | Active | 8/28/2007  | 8/27/2017   | 431.7878 ha            | ha                 | North Western, Mufumbwe             |
| 1640 | 8493-HQ-SML  | Eyethu Sonke Mining Limited (100%) | SML  | Cu             | Active       | Active | 4/27/2007  | 4/26/2017   | 514.3800 ha            | ha                 | Lusaka, Chongwe                     |
| 1641 | 8516-HQ-SML  | George Kanyamula Zulu (100%)       | SML  | Au, Cu, Fe     | Active       | Active | 6/15/2007  | 6/14/2017   | 19.9307 ha             | ha                 | Eastern, Petauke, Kuomboka          |
| 1642 | 8462-HQ-SML  | Godfrey Shamanena (100%)           | SML  | Fe             | Active       | Active | 2/22/2007  | 2/21/2017   | 479.9100 ha            | ha                 | Copperbelt, Lufwanyama, Chief Nkana |
| 1643 | 8463-HQ-SML  | Godfrey Shamanena (100%)           | SML  | Fe             | Active       | Active | 2/22/2007  | 2/21/2017   | 480.0900 ha            | ha                 | Copperbelt, Lufwanyama, Chief Nkana |
| 1644 | 14573-HQ-SML | Gramiraj Investments Ltd (100%)    | SML  | Cu, Fe         | Active       | Active | 5/4/2012   | 5/3/2022    | 178.3163 ha            | ha                 | Central, Mumbwa                     |
| 1645 | 7348-HQ-SML  | GTM Stone Limited (100%)           | SML  | MBL            | Active       | Active | 1/14/1998  | 9/28/2017   | 531.1100 ha            | ha                 | Lusaka, Kafue                       |
| 1646 | 7347-HQ-SML  | GTM Stones Limited (100%)          | SML  | MBL            | Active       | Active | 3/21/2011  | 3/20/2021   | 1.0226 km <sup>2</sup> | km <sup>2</sup>    | Lusaka, Kafue                       |
| 1647 | 14111-HQ-SML | Harry Kalaba (100%)                | SML  | Mn, Pb, Zn     | Active       | Active | 8/20/2010  | 8/19/2020   | 60.4100 ha             | ha                 | Luapula, Mansa                      |

| No   | Code         | Parties                              | Type | Commodities   | Status Group | Status | Grant Date | Expiry Date | Area         | Official Area Unit | Map Reference                       |
|------|--------------|--------------------------------------|------|---|--------------|--------|------------|-------------|--------------|--------------------|-------------------------------------|
| 1648 | 15164-HQ-SML | Hetro Mining and Ore Dealers (100%)  | SML  | Cu, Cu <sub>2</sub> CO <sub>3</sub> (OH) <sub>2</sub> | Active       | Active | 3/1/2013   | 2/28/2023   | 398.5272 ha  | ha                 | North Western, Kasempa              |
| 1649 | 7715-HQ-SML  | Hi- Qualime Mining Limited (100%)    | SML  | LST   | Active       | Active | 11/29/2000 | 11/28/2020  | 392.9072 ha  | ha                 | Central, Mkushi                     |
| 1650 | 13968-HQ-SML | Hussain Abdulatif Safieddine (100%)  | SML  | Co, Cu, Zn  | Active       | Active | 10/10/2011 | 10/9/2021   | 329.8700 ha  | ha                 | Central, Mumbwa                     |
| 1651 | 13918-HQ-SML | Indongo Mining Limited (100%)        | SML  | COA   | Active       | Active | 12/11/2009 | 12/10/2019  | 169.6004 ha  | ha                 | Southern, Choma, Kalomo, Sinazongwe |
| 1652 | 13919-HQ-SML | Indongo Mining Limited (100%)        | SML  | COA   | Active       | Active | 12/11/2009 | 12/10/2019  | 326.1254 ha  | ha                 | Southern, Kalomo, Sinazongwe        |
| 1653 | 16946-HQ-SML | Indongo Mining Limited (100%)        | SML  | COA   | Active       | Active | 9/17/2013  | 9/16/2023   | 277.1800 ha  | ha                 | Southern, Kalomo                    |
| 1654 | 8550-HQ-SML  | Industrade Investment Limited (100%) | SML  | Cu, Mn, Zn  | Active       | Active | 8/21/2007  | 8/20/2017   | 79.6471 ha   | ha                 | Central, Kapiri Mposhi              |
| 1655 | 8475-HQ-SML  | Inga Limited (100%)                  | SML  | Cu  | Active       | Active | 3/23/2007  | 3/22/2017   | 365.3038 ha  | ha                 | North Western, Mwinilunga           |
| 1656 | 8587-HQ-SML  | Inga Limited (100%)                  | SML  | Sn, Ti  | Active       | Active | 6/7/2007   | 6/6/2017    | 156.5900 ha  | ha                 | Southern, Kalomo, Kabanga           |
| 1657 | 8428-HQ-SML  | Irene Chipumbu (100%)                | SML  | Au, Co, Cu  | Active       | Active | 3/1/2007   | 2/28/2017   | 334.0825 ha  | ha                 | North Western, Solwezi, Mutanda     |
| 1658 | 8335-HQ-SML  | Ital Terrazzo Limited (100%)         | SML  | Au, Co, Cu  | Active       | Active | 8/3/2006   | 8/2/2016    | 1022.9662 ha | ha                 | Copperbelt, Masaiti                 |
| 1659 | 8336-HQ-SML  | Ital Terrazzo Limited (100%)         | SML  | Au, Co, Cu  | Active       | Active | 8/3/2006   | 8/2/2016    | 556.2978 ha  | ha                 | Copperbelt, Masaiti                 |
| 1660 | 8337-HQ-SML  | Ital Terrazzo Limited (100%)         | SML  | Au, Co, Cu  | Active       | Active | 11/7/2007  | 11/6/2017   | 1445.4338 ha | ha                 | Copperbelt, Masaiti                 |

| No   | Code         | Parties  | Type | Commodities    | Status Group | Status | Grant Date | Expiry Date | Area        | Official Area Unit | Map Reference                    |
|------|--------------|--|------|----------------|--------------|--------|------------|-------------|-------------|--------------------|----------------------------------|
| 1661 | 15755-HQ-SML | Itcol Mining Limited (100%)                    | SML  | Fe, Mn         | Active       | Active | 3/7/2011   | 3/6/2021    | 93.2086 ha  | ha                 | Central, Mkushi                  |
| 1662 | 15067-HQ-SML | J.S.Moyo Farms Limited (100%)                  | SML  | Fe, Mn         | Active       | Active | 11/16/2010 | 11/15/2020  | 389.5125 ha | ha                 | Central, Mkushi                  |
| 1663 | 7537-HQ-SML  | J.W.J Botha (100%)                             | SML  | Ag, Au, Co, Cu | Active       | Active | 7/20/1999  | 7/19/2019   | 396.8031 ha | ha                 | Central, Mumbwa                  |
| 1664 | 8218-HQ-SML  | Jake Mining Engineering Company Limited (100%) | SML  | Cu             | Active       | Active | 12/2/2005  | 12/1/2015   | 469.2314 ha | ha                 | Lusaka, Luangwa                  |
| 1665 | 15014-HQ-SML | Jazzman Chikwakwa (100%)                       | SML  | Au, Cu, Fe, Mn | Active       | Active | 9/17/2010  | 9/16/2020   | 366.3200 ha | ha                 | Central, Mkushi                  |
| 1666 | 15015-HQ-SML | Jazzman Chikwakwa (100%)                       | SML  | Au, Cu, Fe, Mn | Active       | Active | 11/17/2010 | 11/16/2020  | 1.8370 ha   | ha                 | Central, Mkushi                  |
| 1667 | 15958-HQ-SML | Jazzman Chikwakwa (100%)                       | SML  | Au, Cu, Fe, Mn | Active       | Active | 6/29/2011  | 6/28/2021   | 399.5900 ha | ha                 | Central, Mkushi                  |
| 1668 | 15959-HQ-SML | Jazzman Chikwakwa (100%)                       | SML  | Au, Cu, Fe, Mn | Active       | Active | 6/29/2011  | 6/28/2021   | 366.5000 ha | ha                 | Central, Mkushi                  |
| 1669 | 15960-HQ-SML | Jazzman Chikwakwa (100%)                       | SML  | Au, Cu, Fe, Mn | Active       | Active | 6/29/2011  | 6/28/2021   | 366.4800 ha | ha                 | Central, Mkushi                  |
| 1670 | 15963-HQ-SML | Jazzman Chikwakwa (100%)                       | SML  | Au, Cu, Fe, Mn | Active       | Active | 6/30/2011  | 6/29/2021   | 299.7100 ha | ha                 | Central, Mkushi                  |
| 1671 | 15964-HQ-SML | Jazzman Chikwakwa (100%)                       | SML  | Au, Cu, Fe, Mn | Active       | Active | 6/29/2011  | 6/28/2021   | 366.4900 ha | ha                 | Central, Mkushi                  |
| 1672 | 15471-HQ-SML | Jazzman Chikwakwa (100%)                       | SML  | Au, Cu, Fe, Mn | Active       | Active | 4/10/2012  | 4/9/2022    | 366.4500 ha | ha                 | Central, Mkushi                  |
| 1673 | 15472-HQ-SML | Jazzman Chikwakwa (100%)                       | SML  | Au, Cu, Fe, Mn | Active       | Active | 4/10/2012  | 4/9/2022    | 396.4900 ha | ha                 | Central, Mkushi                  |
| 1674 | 15475-HQ-SML | Jazzman Chikwakwa (100%)                       | SML  | Au, Cu, Fe, Mn | Active       | Active | 4/10/2012  | 4/9/2022    | 366.4800 ha | ha                 | Central, Mkushi                  |
| 1675 | 15476-HQ-SML | Jazzman Chikwakwa (100%)                       | SML  | Au, Cu, Fe, Mn | Active       | Active | 4/10/2012  | 4/9/2022    | 366.4900 ha | ha                 | Central, Mkushi                  |
| 1676 | 8409-HQ-SML  | Jessman Teddy Kasonso (100%)                   | SML  | SAM            | Active       | Active | 11/24/2006 | 11/23/2016  | 481.0100 ha | ha                 | North Western, Solwezi, Shilenda |

| No   | Code         | Parties                              | Type | Commodities            | Status Group | Status | Grant Date | Expiry Date | Area        | Official Area Unit | Map Reference                    |
|------|--------------|--------------------------------------|------|------------------------|--------------|--------|------------|-------------|-------------|--------------------|----------------------------------|
| 1677 | 8318-HQ-SML  | Jiaxing Mining Zambia Limited (100%) | SML  | Co, Cu, Zn             | Active       | Active | 9/1/2006   | 8/31/2016   | 26.4955 ha  | ha                 | Central, Kabwe                   |
| 1678 | 8412-HQ-SML  | Jiaxing Mining Zambia Limited (100%) | SML  | Sn                     | Active       | Active | 11/28/2006 | 11/27/2016  | 212.1900 ha | ha                 | Southern, Choma                  |
| 1679 | 8420-HQ-SML  | Jiaxing Mining Zambia Limited (100%) | SML  | Cu                     | Active       | Active | 12/18/2006 | 12/17/2016  | 13.2479 ha  | ha                 | Central, Kapiri Mposhi           |
| 1680 | 8461-HQ-SML  | Jiaxing Mining Zambia Limited (100%) | SML  | Cu, F                  | Active       | Active | 2/26/2007  | 2/25/2017   | 29.7418 ha  | ha                 | Central, Mumbwa                  |
| 1681 | 8477-HQ-SML  | Jiaxing Mining Zambia Limited (100%) | SML  | Ag, Co, Cu, Fe         | Active       | Active | 3/23/2007  | 3/22/2017   | 517.3833 ha | ha                 | Central, Kapiri Mposhi, Mukonchi |
| 1682 | 8473-HQ-SML  | Jin Ding Mining Limited (100%)       | SML  | Ag, Au, Co, Cu         | Active       | Active | 3/23/2007  | 3/22/2017   | 478.9635 ha | ha                 | Southern, Livingstone, Sinde     |
| 1683 | 8581-HQ-SML  | Jin Ding Mining Limited (100%)       | SML  | Ag, Au, Co, Cu, Mo, Zn | Active       | Active | 10/22/2007 | 10/21/2017  | 476.2065 ha | ha                 | Central, Mumbwa                  |
| 1684 | 11312-HQ-SML | Jin Tudi Investments Limited (100%)  | SML  | Cu                     | Active       | Active | 9/17/2008  | 9/16/2023   | 388.3700 ha | ha                 | North Western, Mufumbwe          |
| 1685 | 19645-HQ-SML | John Kalenga (100%)                  | SML  | Sn, Ta                 | Active       | Active | 5/28/2015  | 5/27/2025   | 16.2878 ha  | ha                 | Southern, Kalomo                 |
| 1686 | 8727-HQ-SML  | John Zhaimo (100%)                   | SML  | Cu                     | Active       | Active | 10/13/2008 | 10/12/2018  | 199.7600 ha | ha                 | North Western, Mufumbwe          |
| 1687 | 16678-HQ-SML | Jolehya Joy Mapani (100%)            | SML  | Au, Co, Cu, Ni         | Active       | Active | 4/30/2012  | 4/29/2022   | 402.4100 ha | ha                 | Eastern, Mambwe                  |
| 1688 | 17757-HQ-SML | Joseph Chipili (100%)                | SML  | Cu, Mn                 | Active       | Active | 8/23/2013  | 8/22/2023   | 20.1200 ha  | ha                 | Luapula, Milenge                 |
| 1689 | 19871-HQ-SML | Joseph Lwando Chipili (100%)         | SML  | Mn                     | Active       | Active | 9/17/2014  | 9/16/2024   | 305.1317 ha | ha                 | Luapula, Milenge                 |
| 1690 | 14884-HQ-SML | Joseph Shabaya Moyo (100%)           | SML  | SDG                    | Active       | Active | 8/23/2010  | 8/22/2020   | 398.2700 ha | ha                 | Central, Kapiri Mposhi           |
| 1691 | 13704-HQ-SML | Joshua kachibe Chikonde (100%)       | SML  | Cu, Mn                 | Active       | Active | 1/5/2011   | 1/4/2021    | 369.5500 ha | ha                 | Luapula, Mansa                   |

| No   | Code         | Parties                                       | Type | Commodities    | Status Group | Status | Grant Date | Expiry Date | Area        | Official Area Unit | Map Reference             |
|------|--------------|---|------|----------------|--------------|--------|------------|-------------|-------------|--------------------|---------------------------|
| 1692 | 8133-HQ-SML  | Kabulashishi Mine Limited (100%)              | SML  |                | Active       | Active | 6/3/2013   | 6/2/2023    | 244.2139 ha | ha                 | Lusaka, Chongwe           |
| 1693 | 13936-HQ-SML | Kaisha investements Consortium Limited (0%)   | SML  | Co, Cu         | Active       | Active | 7/17/2010  | 7/16/2020   | 346.8336 ha | ha                 | Copperbelt, Lufwanyama    |
| 1694 | 13937-HQ-SML | Kaisha investements Consortium Limited (100%) | SML  | Co, Cu         | Active       | Active | 2/17/2010  | 2/16/2020   | 346.8336 ha | ha                 | Copperbelt, Lufwanyama    |
| 1695 | 14099-HQ-SML | Kaisha investements Consortium Limited (100%) | SML  | Co, Cu         | Active       | Active | 5/14/2010  | 5/13/2020   | 266.7821 ha | ha                 | Copperbelt, Lufwanyama    |
| 1696 | 8465-HQ-SML  | Kalaba Mine Limited (100%)                    | SML  | Co, Cu         | Active       | Active | 2/28/2007  | 2/27/2017   | 436.7300 ha | ha                 | Copperbelt, Kalulushi     |
| 1697 | 14220-HQ-SML | Kalch Limited (100%)                          | SML  | Ag, Co, Cu     | Active       | Active | 3/31/2010  | 3/30/2020   | 166.0300 ha | ha                 |                           |
| 1698 | 8013-HQ-SML  | Kalulushi Clay Bricks (100%)                  | SML  | CLY            | Active       | Active | 4/22/2003  | 4/21/2019   | 453.6378 ha | ha                 | Copperbelt, Kalulushi     |
| 1699 | 19633-HQ-SML | Kamengo Mining Limited (0%)                   | SML  | Au, Co, Cu, Fe | Active       | Active | 12/29/2014 | 12/28/2024  | 325.7804 ha | ha                 | Copperbelt, Mpongwe       |
| 1700 | 14774-HQ-SML | Kampelembe CSS Mines Ltd (100%)               | SML  | Cu, Fe, Mn     | Active       | Active | 9/13/2010  | 9/12/2020   | 335.5700 ha | ha                 | Luapula, Mansa            |
| 1701 | 8311-HQ-SML  | Kantobo Mining Company Limited (100%)         | SML  | Co, Cu         | Active       | Active | 11/30/2005 | 11/29/2020  | 508.2044 ha | ha                 | Copperbelt, Mpongwe       |
| 1702 | 8310-HQ-SML  | Kantobo Mining Limited (0%)                   | SML  | Co, Cu         | Active       | Active | 11/30/2005 | 11/29/2020  | 149.4757 ha | ha                 | Copperbelt, Mpongwe       |
| 1703 | 8219-HQ-SML  | Kasemba Mining Ltd (100%)                     | SML  | Cu             | Active       | Active | 1/12/2005  | 9/28/2017   | 439.1009 ha | ha                 | North Western, Kasempa    |
| 1704 | 8588-HQ-SML  | Kasni Investments Limited (100%)              | SML  | Au, Cu         | Active       | Active | 9/11/2007  | 9/10/2017   | 740.7574 ha | ha                 | North Western, Mwinilunga |
| 1705 | 10456-HQ-SML | Kasni Investments Limited (100%)              | SML  | Cu             | Active       | Active | 10/15/2008 | 10/14/2018  | 475.8558 ha | ha                 | Central, Mumbwa, Kaindu   |
| 1706 | 19661-HQ-SML | kasompe Mining Limited (100%)                 | SML  | LAT            | Active       | Active | 6/5/2014   | 6/4/2024    | 10.0150 ha  | ha                 | Copperbelt, Chingola      |
| 1707 | 7683-HQ-SML  | Katima Stones Limited (100%)                  | SML  | STN            | Active       | Active | 12/8/2000  | 12/7/2020   | 108.0004 ha | ha                 | Western, Sesheke          |

| No   | Code         | Parties  | Type | Commodities         | Status Group | Status | Grant Date | Expiry Date | Area                   | Official Area Unit | Map Reference                    |
|------|--------------|--|------|---------------------|--------------|--------|------------|-------------|------------------------|--------------------|----------------------------------|
| 1708 | 8511-HQ-SML  | Katoma Copper Mines Limited (100%)               | SML  | Au, Cu              | Active       | Active | 5/29/2007  | 5/28/2017   | 418.9585 ha            | ha                 | Lusaka, Lusaka, Chongwe          |
| 1709 | 8515-HQ-SML  | Kazinze Coal Mining Limited (100%)               | SML  | COA                 | Active       | Active | 2/6/2007   | 2/5/2017    | 476.8312 ha            | ha                 | Southern, Sinazongwe             |
| 1710 | 7974-HQ-SML  | KB and K Gold Limited (100%)                     | SML  | Ag, Au, Zn          | Active       | Active | 6/23/2011  | 6/22/2021   | 397.3580 ha            | ha                 | Central, Kapiri Mposhi           |
| 1711 | 13664-HQ-SML | KG Mining Ltd (100%)                             | SML  | Co, Cu, Zn          | Active       | Active | 8/11/2009  | 8/10/2019   | 3.9414 km <sup>2</sup> | km <sup>2</sup>    |                                  |
| 1712 | 19862-HQ-SML | Kovichi Contractors and Suppliers Limited (100%) | SML  | SDG, SIL            | Active       | Active | 12/4/2014  | 12/3/2024   | 26.6990 ha             | ha                 | Copperbelt, Mufulira             |
| 1713 | 19863-HQ-SML | Kovichi Contractors and Suppliers Limited (100%) | SML  | SDG, SIL            | Active       | Active | 12/4/2014  | 12/3/2024   | 20.0265 ha             | ha                 | Copperbelt, Mufulira             |
| 1714 | 8576-HQ-SML  | Kronos Limited (100%)                            | SML  | COA, Sn, Ta         | Active       | Active | 10/18/2007 | 10/17/2022  | 3.5866 km <sup>2</sup> | km <sup>2</sup>    | Southern, Kalomo, Masuku         |
| 1715 | 8510-HQ-SML  | Kulula Express Limited (100%)                    | SML  | Cu                  | Active       | Active | 10/19/2007 | 10/18/2017  | 30.0021 ha             | ha                 | Copperbelt, Kitwe, Chambishi     |
| 1716 | 19932-HQ-SML | Kyulu Development Trust (100%)                   | SML  | SST                 | Active       | Active | 11/3/2014  | 11/2/2024   | 3.0066 km <sup>2</sup> | km <sup>2</sup>    | North Western, Solwezi           |
| 1717 | 17163-HQ-SML | L.M. Engineering Limited (100%)                  | SML  | Mn                  | Active       | Active | 1/14/2013  | 1/13/2023   | 201.7300 ha            | ha                 | Northern, Luwingu                |
| 1718 | 14427-HQ-SML | Leonard Mulenga Masabo (100%)                    | SML  | Cu, Mn              | Active       | Active | 8/25/2010  | 8/24/2020   | 234.8100 ha            | ha                 | Luapula, Mansa                   |
| 1719 | 13223-HQ-SML | Leveka Mining Ltd (100%)                         | SML  | Au, Co, Cu, DIA, Mn | Active       | Active | 7/31/2009  | 7/30/2019   | 241.7900 ha            | ha                 |                                  |
| 1720 | 8617-HQ-SML  | Lonestar Mining Limited (100%)                   | SML  | Au, Cu              | Active       | Active | 4/14/2008  | 4/13/2018   | 399.4900 ha            | ha                 | North Western, Mufumbwe, Chizera |
| 1721 | 8281-HQ-SML  | Luapula Base Metals Limited (100%)               | SML  | Cu, Mn, QTZ         | Active       | Active | 7/8/2005   | 8/20/2021   | 398.9920 ha            | ha                 | Luapula, Mansa                   |



| No   | Code         | Parties   | Type | Commodities                             | Status Group | Status | Grant Date | Expiry Date | Area                   | Official Area Unit | Map Reference                |
|------|--------------|---|------|---|--------------|--------|------------|-------------|------------------------|--------------------|------------------------------|
| 1722 | 12870-HQ-SML | Luapula Base Metals Limited (100%)                    | SML  | Ag, Au, Co, Cu                          | Active       | Active | 10/22/2008 | 10/21/2018  | 383.5641 ha            | ha                 | Luapula, Mwense              |
| 1723 | 13322-HQ-SML | Luapula Base Metals Limited (100%)                    | SML  | Fe, Mn                                  | Active       | Active | 1/30/2010  | 1/29/2020   | 336.1600 ha            | ha                 | Luapula, Mwense              |
| 1724 | 8758-HQ-SML  | Lufubu Iron Mining Company Limited (100%)             | SML  | Au, Co, Cu, Fe                          | Active       | Active | 11/4/2010  | 11/3/2020   | 239.8846 ha            | ha                 | Copperbelt, Luanshya         |
| 1725 | 8175-HQ-SML  | Lunga Minerals and Exploration Limited (100%)         | SML  | Cu                                      | Active       | Active | 5/7/2004   | 5/6/2014    | 106.1747 ha            | ha                 | North Western, Kasempa       |
| 1726 | 8154-HQ-SML  | Lunga Minerals and Geological Limited (100%)          | SML  |   | Active       | Active | 5/17/2004  | 5/16/2009   | 46.5920 ha             | ha                 | North Western, Mufumbwe      |
| 1727 | 8566-HQ-SML  | Lunga Minerals and Geological Limited (100%)          | SML  | Cu                                      | Active       | Active | 8/29/2007  | 8/28/2017   | 255.6018 ha            | ha                 | North Western, Kasempa       |
| 1728 | 8522-HQ-SML  | Lungobe Gemstone Mining Co. Limited (100%)            | SML  | AMT, AQM, Au, Cu, DIA, Fe, GAR, Mn, RBY | Active       | Active | 12/7/2007  | 12/6/2017   | 399.7400 ha            | ha                 | Central, Mumbwa, Mumbwa      |
| 1729 | 7325-HQ-SML  | Lusaka Quarry & Rock Blasting Limited (100%)          | SML  | MBL                                     | Active       | Active | 12/9/1997  | 12/8/2017   | 260.4785 ha            | ha                 | Lusaka, Kafue, Shantumbu     |
| 1730 | 8000-HQ-SML  | Lusinde Investments Limited (100%)                    | SML  | DIT                                     | Active       | Active | 4/3/2003   | 4/2/2023    | 155.3149 ha            | ha                 | Western, Mongu               |
| 1731 | 19786-HQ-SML | Lyapa Manza (100%)                                    | SML  | COA                                     | Active       | Active | 9/10/2014  | 9/9/2024    | 3.7803 km <sup>2</sup> | km <sup>2</sup>    | Southern, Kalomo, Sinazongwe |
| 1732 | 15867-HQ-SML | Magec Enterprises Limited (100%)                      | SML  | Au, Co, Cu                              | Active       | Active | 6/29/2011  | 6/28/2021   | 401.9400 ha            | ha                 | North Western, Kasempa       |
| 1733 | 13334-HQ-SML | Magnum Resources Limited (100%)                       | SML  |   | Active       | Active | 11/23/2009 | 11/22/2019  | 20.0015 ha             | ha                 | Copperbelt, Ndola            |
| 1734 | 15103-HQ-SML | Mailo kafumbo Mining Limited (100%)                   | SML  | Fe, Mn                                  | Active       | Active | 1/7/2011   | 1/6/2021    | 373.2900 ha            | ha                 | Central, Serenje             |
| 1735 | 20212-HQ-SML | Make Makweja Farming and Construction Limited. (100%) | SML  | GRT                                     | Active       | Active | 2/17/2015  | 2/16/2025   | 19.5529 ha             | ha                 | Southern, Kazungula          |

| No   | Code         | Parties  | Type | Commodities                | Status Group | Status | Grant Date | Expiry Date | Area        | Official Area Unit | Map Reference                           |
|------|--------------|--|------|----------------------------|--------------|--------|------------|-------------|-------------|--------------------|---|
| 1736 | 8370-HQ-SML  | Malcom Argente (100%)                          | SML  | Cu                         | Active       | Active | 7/28/2006  | 9/28/2017   | 398.0200 ha | ha                 | North Western, Mufumbwe                 |
| 1737 | 13629-HQ-SML | Manga Mining Company Limited (100%)            | SML  | Cu, Mn, Zn                 | Active       | Active | 12/7/2009  | 12/6/2019   | 400.8736 ha | ha                 | Central, Kapiri Mposhi                  |
| 1738 | 12865-HQ-SML | Mapompo Investements Limited (100%)            | SML  | Ca, DOL, Fe, LST, MIC, TLC | Active       | Active | 12/22/2008 | 12/21/2018  | 75.8149 ha  | ha                 |   |
| 1739 | 15846-HQ-SML | Margie S Musonda (100%)                        | SML  | Mn                         | Active       | Active | 7/21/2011  | 7/20/2021   | 396.1700 ha | ha                 | Central, Mkushi                         |
| 1740 | 15848-HQ-SML | Margie S Musonda (100%)                        | SML  | Mn                         | Active       | Active | 7/21/2011  | 7/20/2021   | 392.8600 ha | ha                 | Central, Mkushi                         |
| 1741 | 7593-HQ-SML  | Match Corporation Limited (100%)               | SML  | Cu                         | Active       | Active | 9/20/1999  | 9/19/2019   | 149.9757 ha | ha                 | Copperbelt, Luanshya                    |
| 1742 | 8385-HQ-SML  | Medalise Mining and Exploration Limited (100%) | SML  | Be3Al2(SiO3)6, Cu          | Active       | Active | 10/18/2006 | 10/17/2016  | 480.4300 ha | ha                 | Eastern, Lundazi                        |
| 1743 | 8386-HQ-SML  | Medalise Mining and Exploration Limited (100%) | SML  | Be3Al2(SiO3)6              | Active       | Active | 10/18/2006 | 10/17/2016  | 389.7631 ha | ha                 | Central, Serenje                        |
| 1744 | 8387-HQ-SML  | Medalise Mining and Exploration Limited (100%) | SML  | Cu                         | Active       | Active | 10/18/2006 | 10/17/2016  | 280.2628 ha | ha                 | Eastern, Lundazi                        |
| 1745 | 8388-HQ-SML  | Medalise Mining and Exploration Limited (100%) | SML  |                            | Active       | Active | 10/18/2006 | 10/17/2016  | 480.3600 ha | ha                 | Eastern, Lundazi                        |
| 1746 | 8389-HQ-SML  | Medalise Mining and Exploration Limited (100%) | SML  |                            | Active       | Active | 10/18/2006 | 10/17/2016  | 481.1042 ha | ha                 | Eastern, Lundazi                        |
| 1747 | 8087-HQ-SML  | Mediterranean Mining Limited (100%)            | SML  | Au, Cu                     | Active       | Active | 12/9/2003  | 9/30/2019   | 148.5906 ha | ha                 | Lusaka, Chongwe                         |
| 1748 | 19342-HQ-SML | Mercury Lines Limited (100%)                   | SML  | DOL, GRT, LST              | Active       | Active | 3/6/2014   | 3/5/2024    | 39.5300 ha  | ha                 | Lusaka, Kafue                           |
| 1749 | 8448-HQ-SML  | Mil Construction Limited (100%)                | SML  | LST                        | Active       | Active | 12/19/2006 | 12/18/2016  | 66.7400 ha  | ha                 | Copperbelt, Kitwe, Mindolo              |
| 1750 | 7041-HQ-SML  | Mindeco Small Mines Limited (100%)             | SML  | DOL, LST, MBL              | Active       | Active | 12/9/1997  | 12/29/2019  | 32.9835 ha  | ha                 | Lusaka, Lusaka, Muchinga South Quarries |

| No   | Code         | Parties                                       | Type | Commodities                      | Status Group | Status | Grant Date | Expiry Date | Area        | Official Area Unit | Map Reference                    |
|------|--------------|---|------|----------------------------------|--------------|--------|------------|-------------|-------------|--------------------|----------------------------------|
| 1751 | 8571-HQ-SML  | Mtonga Ospher Kahwema (100%)                  | SML  | Co, Cu                           | Active       | Active | 10/17/2007 | 10/16/2017  | 427.4738 ha | ha                 | North Western, Solwezi           |
| 1752 | 19946-HQ-SML | Muchenga Industrial Minerals Limited (100%)   | SML  | LWA, STN1                        | Active       | Active | 10/28/2014 | 10/27/2024  | 393.6051 ha | ha                 | Copperbelt, Lufwanyama           |
| 1753 | 19588-HQ-SML | Mukamandu Mining Limited (100%)               | SML  | Co, Cu                           | Active       | Active | 5/16/2014  | 5/15/2024   | 176.6820 ha | ha                 | Copperbelt, Ndola                |
| 1754 | 8590-HQ-SML  | Mukonchi Copper Mining Company Limited (100%) | SML  | Cu                               | Active       | Active | 11/14/2007 | 11/13/2017  | 175.7708 ha | ha                 | Central, Kapiri Mposhi, Mukonchi |
| 1755 | 10066-HQ-SML | Mumbi Mwenechanya (100%)                      | SML  | Co, Cu                           | Active       | Active | 1/26/2009  | 1/25/2019   | 407.3952 ha | ha                 | Copperbelt, Chililabombwe        |
| 1756 | 8546-HQ-SML  | Mumbwa Cement Ltd (100%)                      | SML  | LST                              | Active       | Active | 8/17/2007  | 8/16/2017   | 399.4462 ha | ha                 | Central, Mumbwa                  |
| 1757 | 13227-HQ-SML | Mushimu Henry Kalenga (100%)                  | SML  | Cu                               | Active       | Active | 4/11/2009  | 4/10/2019   | 397.3935 ha | ha                 |                                  |
| 1758 | 8043-HQ-SML  | Mutelo Sipaka (100%)                          | SML  |                                  | Active       | Active | 6/26/2003  | 9/28/2017   | 280.3758 ha | ha                 | Copperbelt, Chingola, Chingola   |
| 1759 | 14938-HQ-SML | Mutemwa Mutemwa (100%)                        | SML  | Co, Cu                           | Active       | Active | 10/18/2010 | 10/17/2020  | 337.8500 ha | ha                 | North Western, Mwinilunga        |
| 1760 | 14939-HQ-SML | Mutemwa Mutemwa (100%)                        | SML  | Co, Cu                           | Active       | Active | 7/8/2011   | 7/7/2021    | 347.7700 ha | ha                 | North Western, Mwinilunga        |
| 1761 | 14940-HQ-SML | Mutemwa Mutemwa (100%)                        | SML  | Co, Cu                           | Active       | Active | 10/18/2010 | 10/17/2020  | 260.9300 ha | ha                 | North Western, Mwinilunga        |
| 1762 | 19947-HQ-SML | Mwala Crushing Limited (100%)                 | SML  | CLY, DOL, GRT, LAT, LST, MS, SDG | Active       | Active | 7/14/2015  | 7/13/2025   | 83.4295 ha  | ha                 | Copperbelt, Kalulushi, Mufulira  |
| 1763 | 19189-HQ-SML | Mwala Crushing Ltd (100%)                     | SML  | CLY, CLY3, DOL, GRT, LST, SDG    | Active       | Active | 11/22/2013 | 11/21/2023  | 139.0600 ha | ha                 | Central, Kabwe                   |

| No   | Code         | Parties   | Type | Commodities         | Status Group | Status | Grant Date | Expiry Date | Area                   | Official Area Unit | Map Reference                   |
|------|--------------|---|------|---------------------|--------------|--------|------------|-------------|------------------------|--------------------|---------------------------------|
| 1764 | 8413-HQ-SML  | Mwano Trust Fund (100%)                             | SML  | Au, Cu              | Active       | Active | 11/29/2006 | 11/28/2016  | 428.6300 ha            | ha                 | Lusaka, Chongwe, Nabolungu      |
| 1765 | 15056-HQ-SML | Mwansa Mukuka Leo (100%)                            | SML  | Au, Co, Cu          | Active       | Active | 6/28/2011  | 6/27/2021   | 398.0600 ha            | ha                 | North Western, Mwinilunga       |
| 1766 | 13355-HQ-SML | Naoz & Mukonde Limited (0%)                         | SML  | Cu, Fe, Mn          | Active       | Active | 9/14/2006  | 9/13/2021   | 399.4851 ha            | ha                 | Luapula, Mansa                  |
| 1767 | 11368-HQ-SML | NETRIX LIMITED (100%)                               | SML  | Ag, Au, Co, Cu      | Active       | Active | 9/16/2014  | 9/15/2024   | 368.7574 ha            | ha                 | North Western, Mwinilunga       |
| 1768 | 8429-HQ-SML  | Ngolo construction & mining Ltd (0%)                | SML  | Ag, Au, Co, Cu      | Active       | Active | 3/1/2007   | 2/28/2017   | 334.0856 ha            | ha                 | North Western, Solwezi, Mutanda |
| 1769 | 8553-HQ-SML  | Ngolo construction & mining Ltd (100%)              | SML  | Au, Co, Cu, Zn      | Active       | Active | 8/28/2007  | 8/27/2017   | 648.5599 ha            | ha                 | Central, Mumbwa, Kaindu         |
| 1770 | 13329-HQ-SML | Ngolo construction & mining Ltd (100%)              | SML  | Co, Cu, Zn          | Active       | Active | 9/4/2007   | 9/3/2017    | 420.2534 ha            | ha                 | Central, Mumbwa                 |
| 1771 | 8181-HQ-SML  | Nguwo Industrial Mineral Products Limited (100%)    | SML  | TLC                 | Active       | Active | 5/13/2003  | 9/28/2017   | 133.3707 ha            | ha                 | Copperbelt, Ndola               |
| 1772 | 20014-HQ-SML | Nisco Industries Limited (100%)                     | SML  | DOL, GRT, LST, STN  | Active       | Active | 11/28/2014 | 11/27/2024  | 177.9927 ha            | ha                 | Lusaka, Kafue                   |
| 1773 | 19304-HQ-SML | Nisco Industries Ltd (100%)                         | SML  | DOL, GRT, LST, STN1 | Active       | Active | 2/10/2014  | 2/9/2024    | 326.7500 ha            | ha                 | Central, Chibombo               |
| 1774 | 19329-HQ-SML | Nizam minerals Limited (100%)                       | SML  | LST                 | Active       | Active | 3/19/2014  | 3/18/2024   | 3.5344 km <sup>2</sup> | km <sup>2</sup>    | Copperbelt, Masaiti, Ndola      |
| 1775 | 19378-HQ-SML | Nkinsu Gold and Platinum Enterprises Limited (100%) | SML  | Au, Cu, PGM         | Active       | Active | 11/25/2014 | 11/24/2024  | 399.1016 ha            | ha                 | North Western, Mwinilunga       |
| 1776 | 14161-HQ-SML | Northern Star International Limited (100%)          | SML  | Co, Cu, DIA         | Active       | Active | 4/16/2010  | 4/15/2020   | 396.1449 ha            | ha                 | Northern, Kaputa                |

| No   | Code         | Parties                          | Type | Commodities    | Status Group | Status | Grant Date | Expiry Date | Area         | Official Area Unit | Map Reference                    |
|------|--------------|----------------------------------|------|----------------|--------------|--------|------------|-------------|--------------|--------------------|----------------------------------|
| 1777 | 10117-HQ-SML | P.H. Motors (100%)               | SML  | Cu             | Active       | Active | 11/18/2008 | 11/17/2018  | 475.5334 ha  | ha                 | Lusaka, Lusaka, Chongwe          |
| 1778 | 8492-HQ-SML  | P.L. Nyimbili Enterprises (100%) | SML  | SIL            | Active       | Active | 4/23/2007  | 4/22/2022   | 36.6825 ha   | ha                 | Copperbelt, Kitwe                |
| 1779 | 15062-HQ-SML | Patricia Nawa (100%)             | SML  | Au, Co, Cu     | Active       | Active | 12/13/2012 | 12/12/2022  | 401.4179 ha  | ha                 | North Western, Mwinilunga        |
| 1780 | 19523-HQ-SML | Peggy Zulu (100%)                | SML  | SDG, STN       | Active       | Active | 7/24/2014  | 7/23/2024   | 362.9819 ha  | ha                 | Central, Chibombo; Lusaka, Kafue |
| 1781 | 15134-HQ-SML | Peniel Mining Company (100%)     | SML  | Ag, Au, Cu, Mn | Active       | Active | 9/4/2012   | 9/3/2022    | 9.9900 ha    | ha                 | Central, Mkushi                  |
| 1782 | 8329-HQ-SML  | Phoenix Materials Limited (100%) | SML  |                | Active       | Active | 8/2/2006   | 8/1/2016    | 383.5800 ha  | ha                 | Copperbelt, Kitwe                |
| 1783 | 15633-HQ-SML | Phoenix Materials Ltd (0%)       | SML  | Cu, STN1       | Active       | Active | 11/22/2012 | 11/21/2022  | 183.3400 ha  | ha                 |                                  |
| 1784 | 8161-HQ-SML  | Pine works Limited (100%)        | SML  | LST            | Active       | Active | 4/7/2007   | 4/6/2017    | 494.7698 ha  | ha                 | Lusaka, Kafue                    |
| 1785 | 8466-HQ-SML  | Pochy Mining Ltd (100%)          | SML  | COA            | Active       | Active | 2/28/2007  | 2/27/2017   | 431.3590 ha  | ha                 | Southern, Sinazongwe             |
| 1786 | 8488-HQ-SML  | Pochy Mining Ltd (100%)          | SML  | Cu             | Active       | Active | 9/4/2007   | 9/3/2017    | 1150.8995 ha | ha                 | Lusaka, Chongwe, Rufunsa         |
| 1787 | 8489-HQ-SML  | Pochy Mining Ltd (100%)          | SML  | Au, Cu         | Active       | Active | 9/4/2007   | 9/3/2017    | 1186.0114 ha | ha                 | Lusaka, Chongwe, Luangwa         |
| 1788 | 8523-HQ-SML  | Pochy Mining Ltd (100%)          | SML  | Cu, Mn, Pb, Zn | Active       | Active | 9/7/2007   | 9/6/2017    | 468.8998 ha  | ha                 | Central, Kapiri Mposhi, Mkushi   |
| 1789 | 8541-HQ-SML  | Pochy Mining Ltd (100%)          | SML  | Co, Cu         | Active       | Active | 5/23/2007  | 5/22/2017   | 30.0400 ha   | ha                 | Copperbelt, Kalulushi, Chambishi |
| 1790 | 8567-HQ-SML  | Pochy Mining Ltd (100%)          | SML  | Cu             | Active       | Active | 9/14/2007  | 9/13/2012   | 186.7287 ha  | ha                 | Copperbelt, Kalulushi            |

| No   | Code         | Parties                                  | Type | Commodities        | Status Group | Status | Grant Date | Expiry Date | Area         | Official Area Unit | Map Reference               |
|------|--------------|--|------|--------------------|--------------|--------|------------|-------------|--------------|--------------------|-----------------------------|
| 1791 | 8568-HQ-SML  | Pochy Mining Ltd (100%)                  | SML  | Au, Cu, Ni         | Active       | Active | 9/14/2007  | 9/13/2017   | 1141.0710 ha | ha                 | Lusaka, Chongwe, Luangwa    |
| 1792 | 18919-HQ-SML | Point & Line Technology Ltd (100%)       | SML  | STN                | Active       | Active | 8/1/2013   | 7/31/2023   | 29.6832 ha   | ha                 | Lusaka, Kafue               |
| 1793 | 8048-HQ-SML  | Prime Marble Ltd (100%)                  | SML  | LST                | Active       | Active | 7/28/2003  | 7/27/2018   | 138.4934 ha  | ha                 | Lusaka, Lusaka              |
| 1794 | 8051-HQ-SML  | Prime Marble Ltd (100%)                  | SML  | MBL                | Active       | Active | 7/28/2003  | 7/27/2018   | 49.4523 ha   | ha                 | Lusaka, Kafue               |
| 1795 | 8049-HQ-SML  | Prime Marble Products (100%)             | SML  | GRT                | Active       | Active | 7/28/2003  | 7/27/2018   | 29.6680 ha   | ha                 | Lusaka, Kafue               |
| 1796 | 8050-HQ-SML  | Prime Marble Products (100%)             | SML  |                    | Active       | Active | 7/28/2003  | 7/27/2018   | 13.1985 ha   | ha                 | Lusaka, Kafue               |
| 1797 | 20035-HQ-SML | Principa Chabanga (100%)                 | SML  | DOL, GRT, LST, LWA | Active       | Active | 1/7/2015   | 1/6/2025    | 360.1863 ha  | ha                 | Central, Serenje            |
| 1798 | 8470-HQ-SML  | Prosper Investments Ltd (100%)           | SML  | LST                | Active       | Active | 3/14/2007  | 3/13/2017   | 199.7747 ha  | ha                 | Central, Mkushi, Munsakamba |
| 1799 | 11465-HQ-SML | Prudential Mining Limited (100%)         | SML  | Au, Cu             | Active       | Active | 12/22/2008 | 12/21/2018  | 396.6796 ha  | ha                 | Central, Mumbwa             |
| 1800 | 8593-HQ-SML  | Quenga Mining Limited (100%)             | SML  | Au, Cu             | Active       | Active | 11/26/2007 | 11/25/2017  | 713.7200 ha  | ha                 | Central, Chibombo, Namisale |
| 1801 | 14232-HQ-SML | R & M Prospecting Company Limited (100%) | SML  | CLY, LST, MS       | Active       | Active | 4/7/2010   | 4/6/2020    | 49.4375 ha   | ha                 | Lusaka, Kafue               |
| 1802 | 18440-HQ-SML | Rabya Machining Ltd (100%)               | SML  | QTZ, SDG, SIL      | Active       | Active | 5/22/2013  | 5/21/2023   | 253.7500 ha  | ha                 | Copperbelt, Mufulira        |
| 1803 | 8720-HQ-SML  | Ragha R. Shailendra (100%)               | SML  | Mn                 | Active       | Active | 8/21/2008  | 8/20/2018   | 63.2346 ha   | ha                 | Central, Mkushi, Chiwefwe   |
| 1804 | 15465-HQ-SML | Raphael Mbao (100%)                      | SML  | GRT, SAM, STN1     | Active       | Active | 8/4/2011   | 8/3/2021    | 169.7400 ha  | ha                 | Central, Mkushi             |
| 1805 | 8487-HQ-SML  | Raubex Construction (Z) Ltd (100%)       | SML  | GRT                | Active       | Active | 11/8/2007  | 11/7/2017   | 801.5384 ha  | ha                 | North Western, Solwezi      |
| 1806 | 8185-HQ-SML  | Razak Ibrahim Kassam Abba (100%)         | SML  | Cu                 | Active       | Active | 7/28/2004  | 7/27/2009   | 92.4163 ha   | ha                 | Central, Mumbwa             |

| No   | Code         | Parties                                 | Type | Commodities | Status Group | Status | Grant Date | Expiry Date | Area        | Official Area Unit | Map Reference               |
|------|--------------|---|------|-------------|--------------|--------|------------|-------------|-------------|--------------------|-----------------------------|
| 1807 | 8432-HQ-SML  | Red Jakect Zambia Limited (100%)        | SML  | Cu          | Active       | Active | 7/1/2007   | 6/30/2017   | 397.0085 ha | ha                 | Central, Mumbwa             |
| 1808 | 8514-HQ-SML  | Rephidim Mining Supplies Limited (100%) | SML  | Cu          | Active       | Active | 6/6/2007   | 6/5/2012    | 257.0340 ha | ha                 | Copperbelt, Chingola, Luano |
| 1809 | 7724-HQ-SML  | Roads Development Agency (100%)         | SML  | GRT         | Active       | Active | 1/30/2001  | 1/29/2021   | 242.3856 ha | ha                 | Northern, Kasama            |
| 1810 | 15064-HQ-SML | Ronald Mwambu Nawa (100%)               | SML  | Cu          | Active       | Active | 11/19/2013 | 11/18/2023  | 0.7348 ha   | ha                 | North Western, Mwinilunga   |
| 1811 | 17710-HQ-SML | Royal Sesheke Quarry (100%)             | SML  | SST         | Active       | Active | 7/4/2013   | 7/3/2023    | 52.3200 ha  | ha                 | Western, Sesheke            |
| 1812 | 13092-HQ-SML | Sabi Minerals Limited (100%)            | SML  | Au          | Active       | Active | 8/19/2009  | 8/18/2019   | 350.3535 ha | ha                 | Eastern, Lundazi            |
| 1813 | 7695-HQ-SML  | Sable Transport Limited (100%)          | SML  | STN         | Active       | Active | 9/28/2000  | 9/27/2020   | 392.9348 ha | ha                 | Eastern, Chama              |
| 1814 | 7746-HQ-SML  | Sable Transport Limited (100%)          | SML  | STN         | Active       | Active | 2/26/2001  | 2/25/2021   | 398.6700 ha | ha                 | Eastern, Chipata            |
| 1815 | 7937-HQ-SML  | Sable Transport Limited (100%)          | SML  | GRT         | Active       | Active | 8/21/2002  | 8/20/2017   | 337.1502 ha | ha                 | Northern, Luwingu           |
| 1816 | 12869-HQ-SML | Sakeni Mining Limited (100%)            | SML  | Mn          | Active       | Active | 10/22/2008 | 10/21/2018  | 399.7600 ha | ha                 | Luapula, Mansa              |
| 1817 | 12871-HQ-SML | Sakeni Mining Limited (100%)            | SML  | Fe, Mn      | Active       | Active | 8/12/2008  | 8/11/2018   | 67.2219 ha  | ha                 |                             |
| 1818 | 8583-HQ-SML  | Sakisa Limited (100%)                   | SML  | Cu          | Active       | Active | 11/9/2007  | 11/8/2017   | 348.8920 ha | ha                 | North Western, Mufumbwe     |
| 1819 | 14706-HQ-SML | Samtrade Limited (100%)                 | SML  | SIL         | Active       | Active | 7/22/2010  | 7/21/2020   | 160.2200 ha | ha                 | Copperbelt, Mufulira        |
| 1820 | 14707-HQ-SML | Samtrade Limited (100%)                 | SML  | SIL         | Active       | Active | 7/21/2010  | 7/20/2020   | 83.4400 ha  | ha                 | Copperbelt, Mufulira        |
| 1821 | 14708-HQ-SML | Samtrade Limited (100%)                 | SML  | SIL         | Active       | Active | 7/21/2010  | 7/20/2020   | 133.5100 ha | ha                 | Copperbelt, Mufulira        |
| 1822 | 14709-HQ-SML | Samtrade Limited (100%)                 | SML  | SIL         | Active       | Active | 7/22/2010  | 7/21/2020   | 260.3500 ha | ha                 | Copperbelt, Mufulira        |

| No   | Code         | Parties  | Type | Commodities        | Status Group | Status | Grant Date | Expiry Date | Area        | Official Area Unit | Map Reference                   |
|------|--------------|--|------|--------------------|--------------|--------|------------|-------------|-------------|--------------------|---------------------------------|
| 1823 | 8479-HQ-SML  | Samuel Chongo Mwila (100%)                                   | SML  | Cu                 | Active       | Active | 4/18/2007  | 4/17/2017   | 475.1163 ha | ha                 | North Western, Mufumbwe         |
| 1824 | 8729-HQ-SML  | Saxena Kamal (100%)  | SML  | AQM, Cu, EM        | Active       | Active | 1/7/2009   | 1/6/2019    | 454.1212 ha | ha                 | Central, Mkushi, Kanyensha      |
| 1825 | 7294-HQ-SML  | Scirocco Enterprises Limited (100%)                          | SML  | LST                | Active       | Active | 10/13/1997 | 10/12/2017  | 398.8550 ha | ha                 | Lusaka, Kafue                   |
| 1826 | 8275-HQ-SML  | Scirocco Enterprises Limited (100%)                          | SML  | LST                | Active       | Active | 7/14/2005  | 4/26/2020   | 398.8170 ha | ha                 | Lusaka, Kafue                   |
| 1827 | 8383-HQ-SML  | Scirocco Enterprises Limited (100%)                          | SML  | Ag, Au, Co, Cu     | Active       | Active | 11/10/2006 | 11/9/2016   | 392.7600 ha | ha                 | Lusaka, Chongwe                 |
| 1828 | 8723-HQ-SML  | Sensele Enterprises Limited (100%)                           | SML  | Co, Cu             | Active       | Active | 9/22/2008  | 9/21/2018   | 277.0258 ha | ha                 | Copperbelt, Chingola, Chingola  |
| 1829 | 8724-HQ-SML  | Sensele Enterprises Limited (100%)                           | SML  | Cu                 | Active       | Active | 1/8/2009   | 1/7/2019    | 377.1535 ha | ha                 | Copperbelt, Chingola            |
| 1830 | 8427-HQ-SML  | Serah Mwila (100%)   | SML  | Au, Co, Cu         | Active       | Active | 3/1/2007   | 2/28/2017   | 444.3612 ha | ha                 | North Western, Solwezi, Mutanda |
| 1831 | 8031-HQ-SML  | Sharma Brothers International Limited (100%)                 | SML  |                    | Active       | Active | 5/22/2003  | 9/28/2017   | 479.7471 ha | ha                 | North Western, Mufumbwe         |
| 1832 | 8471-HQ-SML  | Shearzone Resources Limited (100%)                           | SML  | Ag, Au, Co, Cu, Fe | Active       | Active | 3/16/2007  | 3/15/2017   | 49.5207 ha  | ha                 | Lusaka, Chongwe                 |
| 1833 | 8472-HQ-SML  | Shearzone Resources Limited (100%)                           | SML  | Co, Cu             | Active       | Active | 3/16/2007  | 3/15/2017   | 33.0143 ha  | ha                 | Lusaka, Chongwe                 |
| 1834 | 13012-HQ-SML | Shearzone Resources Limited (100%)                           | SML  | Cu                 | Active       | Active | 7/3/2009   | 7/2/2019    | 6.6199 ha   | ha                 | Central, Mumbwa                 |
| 1835 | 13014-HQ-SML | Shearzone Resources Limited (100%)                           | SML  | Cu                 | Active       | Active | 3/21/2010  | 3/20/2015   | 277.9688 ha | ha                 | Central, Mumbwa, Mumbwa         |
| 1836 | 19271-HQ-SML | Sianyolo Intergrated Resources Mining Company Limited (100%) | SML  | F                  | Active       | Active | 3/25/2014  | 3/24/2024   | 393.9700 ha | ha                 | Southern, Siavonga              |



| No   | Code         | Parties                                   | Type | Commodities   | Status Group | Status | Grant Date | Expiry Date | Area                   | Official Area Unit | Map Reference                                 |
|------|--------------|---|------|---|--------------|--------|------------|-------------|------------------------|--------------------|---|
| 1837 | 20208-HQ-SML | Silchil Construction Solutions Ltd (100%) | SML  | LWA, SST  | Active       | Active | 1/5/2015   | 1/4/2025    | 2.6071 km <sup>2</sup> | km <sup>2</sup>    | Southern, Kazungula                           |
| 1838 | 15070-HQ-SML | Solomon Anos Tembo (100%)                 | SML  | Fe, Mn  | Active       | Active | 10/6/2010  | 10/5/2020   | 6.6584 ha              | ha                 | Central, Mkushi                               |
| 1839 | 15096-HQ-SML | SOMPROVIDENCE LIMITED (100%)              | SML  | Co, Cu, Mn  | Active       | Active | 4/19/2011  | 4/18/2021   | 107.5700 ha            | ha                 | Northern, Luwingu                             |
| 1840 | 8374-HQ-SML  | Spectra Mining Ventures Limited (100%)    | SML  | DIT   | Active       | Active | 9/20/2006  | 9/19/2011   | 165.2427 ha            | ha                 | Western, Mongu, Ngonga Plain                  |
| 1841 | 15586-HQ-SML | Stache General Contractors (100%)         | SML  | Au, Co, Cu, Cu <sub>2</sub> CO <sub>3</sub> (OH) <sub>2</sub> , Fe, LAT, Pb, SAM, SIL, Zn | Active       | Active | 4/5/2011   | 4/4/2021    | 353.9157 ha            | ha                 | Copperbelt, Chililabombwe, Chingola, Mufulira |
| 1842 | 8023-HQ-SML  | Starfield Minerals Limited (100%)         | SML  | Ta  | Active       | Active | 5/20/2003  | 9/28/2017   | 392.1233 ha            | ha                 | Southern, Choma                               |
| 1843 | 8520-HQ-SML  | STARGEM INVESTMENTS LIMITED (100%)        | SML  | Pb, Zn  | Active       | Active | 7/5/2007   | 7/4/2017    | 751.9650 ha            | ha                 | Central, Kabwe, Chowa South                   |
| 1844 | 8559-HQ-SML  | Status Mining & Exploration (100%)        | SML  | COA, Sn, Ta   | Active       | Active | 8/30/2007  | 8/29/2017   | 1131.0000 ha           | ha                 | Southern, Kalomo                              |
| 1845 | 17667-HQ-SML | Steven Chilufya (100%)                    | SML  | Au, Co, Cu, DOL, LST, Mn  | Active       | Active | 1/3/2013   | 1/2/2023    | 396.0500 ha            | ha                 | Central, Chibombo                             |
| 1846 | 17668-HQ-SML | Steven Chilufya (100%)                    | SML  | DOL, LST  | Active       | Active | 1/3/2013   | 1/2/2023    | 366.3200 ha            | ha                 | Central, Chibombo                             |
| 1847 | 14698-HQ-SML | Stork-LL Resources Limited (100%)         | SML  | Co, Cu, Fe, Mn  | Active       | Active | 8/22/2010  | 8/21/2020   | 336.1326 ha            | ha                 | Luapula, Mwense                               |
| 1848 | 15860-HQ-SML | Stork-LL Resources Limited (100%)         | SML  | Cu, Mn  | Active       | Active | 10/14/2011 | 10/13/2021  | 398.8400 ha            | ha                 | Luapula, Mansa                                |
| 1849 | 7617-HQ-SML  | Summersky Zambia Limited (100%)           | SML  | MBL   | Active       | Active | 11/30/1999 | 11/29/2019  | 161.8494 ha            | ha                 | Central, Chibombo                             |
| 1850 | 14473-HQ-SML | Suwilanjji Sichizya (100%)                | SML  | Mn  | Active       | Active | 9/13/2010  | 9/12/2020   | 219.7900 ha            | ha                 |   |
| 1851 | 7224-HQ-SML  | Suyog Natural Resources Limited (100%)    | SML  | Au, Co, Cu  | Active       | Active | 7/23/1997  | 7/22/2017   | 245.4800 ha            | ha                 | Luapula, Mwense                               |

| No   | Code         | Parties   | Type | Commodities | Status Group | Status | Grant Date | Expiry Date | Area        | Official Area Unit | Map Reference                       |
|------|--------------|---|------|-------------|--------------|--------|------------|-------------|-------------|--------------------|-------------------------------------|
| 1852 | 15510-HQ-SML | SW & GVA Mining Company Ltd (100%)                | SML  | Cu          | Active       | Active | 4/11/2011  | 4/10/2021   | 396.3600 ha | ha                 | Central, Mumbwa                     |
| 1853 | 16239-HQ-SML | Synite Quarries Zambia Limited (100%)             | SML  | SDG, STN    | Active       | Active | 7/25/2011  | 7/24/2021   | 280.3500 ha | ha                 | North Western, Solwezi              |
| 1854 | 15093-HQ-SML | Ta yu Mining Ltd (100%)                           | SML  | Mn          | Active       | Active | 11/9/2010  | 11/8/2020   | 399.3518 ha | ha                 | Central, Mkushi                     |
| 1855 | 14712-HQ-SML | Tekela Engineering & Supplies Ltd (100%)          | SML  | SAM, SIL    | Active       | Active | 7/19/2011  | 7/18/2021   | 33.3419 ha  | ha                 | Copperbelt, Kalulushi               |
| 1856 | 8390-HQ-SML  | Tikumbe Mining Company (100%)                     | SML  | Cu          | Active       | Active | 8/17/2006  | 8/16/2016   | 66.7254 ha  | ha                 | Copperbelt, Chingola                |
| 1857 | 8297-HQ-SML  | Tirumala Balaji Zambia Limited (100%)             | SML  | Fe, Mn, QTZ | Active       | Active | 5/9/2005   | 5/8/2015    | 19.8816 ha  | ha                 | Central, Kapiri Mposhi              |
| 1858 | 13546-HQ-SML | Tongyi Lead and zinc Mining Zambia Limited (0%)   | SML  | Zn          | Active       | Active | 1/14/2010  | 1/13/2020   | 400.9400 ha | ha                 | Central, Kabwe                      |
| 1859 | 7713-HQ-SML  | Tongyi Lead and zinc Mining Zambia Limited (100%) | SML  | Mn          | Active       | Active | 11/28/2000 | 9/28/2017   | 398.1455 ha | ha                 | Central, Kapiri Mposhi              |
| 1860 | 8320-HQ-SML  | Trade Buffalo Candles Zambia Limited (100%)       | SML  | Cu          | Active       | Active | 11/7/2007  | 11/6/2017   | 519.4000 ha | ha                 | Central, Mumbwa, Kakuyu             |
| 1861 | 8215-HQ-SML  | Trans-Power World (Z) Limited (100%)              | SML  | Au          | Active       | Active | 11/17/2004 | 11/16/2014  | 677.8523 ha | ha                 | Central, Mkushi                     |
| 1862 | 8506-HQ-SML  | Triple 'S' Ranch Limited (100%)                   | SML  | Sn          | Active       | Active | 2/5/2007   | 2/4/2017    | 470.7177 ha | ha                 | Southern, Choma, Muzuma; Sinazongwe |
| 1863 | 8507-HQ-SML  | Triple 'S' Ranch Limited (100%)                   | SML  | Sn          | Active       | Active | 2/5/2007   | 2/4/2017    | 428.1453 ha | ha                 | Southern, Choma, Muzuma; Sinazongwe |
| 1864 | 10430-HQ-SML | Triple 'S' Ranch Limited (100%)                   | SML  | Sn, Ta      | Active       | Active | 9/5/2008   | 9/4/2018    | 85.8564 ha  | ha                 | Southern, Kalomo                    |

| No   | Code         | Parties  | Type | Commodities        | Status Group | Status | Grant Date | Expiry Date | Area        | Official Area Unit | Map Reference  |
|------|--------------|--|------|--------------------|--------------|--------|------------|-------------|-------------|--------------------|--|
| 1865 | 15230-HQ-SML | Tripple N Mining (100%)                                | SML  | Au, Co, Cu, Fe, Mn | Active       | Active | 5/10/2011  | 5/9/2021    | 334.0500 ha | ha                 | North Western, Kabompo                                   |
| 1866 | 10029-HQ-SML | Unirite Investments Limited (100%)                     | SML  | Cu                 | Active       | Active | 9/10/2007  | 9/9/2017    | 399.3468 ha | ha                 | North Western, Mufumbwe                                  |
| 1867 | 7729-HQ-SML  | United Quarries Limited (100%)                         | SML  | LST                | Active       | Active | 9/27/2013  | 9/26/2023   | 95.6688 ha  | ha                 | Lusaka, Chongwe  |
| 1868 | 19423-HQ-SML | Uniturtle Industries Zambia Limited (100%)             | SML  | DOL, LST           | Active       | Active | 3/17/2014  | 3/16/2024   | 247.4110 ha | ha                 | Lusaka, Kafue  |
| 1869 | 8721-HQ-SML  | Universal Mining and Chemical Industries Limite (100%) | SML  | Fe                 | Active       | Active | 10/29/2009 | 10/28/2019  | 396.1219 ha | ha                 | Lusaka, Chongwe  |
| 1870 | 15517-HQ-SML | Viking Investments Group Limited (100%)                | SML  | DOL, GRT           | Active       | Active | 4/11/2011  | 4/10/2021   | 0.3628 ha   | ha                 | Lusaka, Kafue  |
| 1871 | 12325-HQ-SML | Wabei Walusiku (0%)                                    | SML  | Cu                 | Active       | Active | 5/11/2010  | 5/10/2021   | 461.4895 ha | ha                 | North Western, Mwinilunga                                |
| 1872 | 8167-HQ-SML  | Walltech Enterprises Limited (100%)                    | SML  | LST                | Active       | Active | 10/11/2004 | 9/28/2017   | 49.4890 ha  | ha                 | Lusaka, Kafue  |
| 1873 | 8518-HQ-SML  | Wilfred Chirwa (100%)                                  | SML  | COA, Cu            | Active       | Active | 6/15/2007  | 6/14/2017   | 398.7581 ha | ha                 | Eastern, Petauke, Mudoza                                 |
| 1874 | 12141-HQ-SML | Workman Mining Industries Zambia Limited (100%)        | SML  | Au, Cu             | Active       | Active | 10/29/2008 | 10/28/2018  | 400.3500 ha | ha                 | Central, Mkushi; Lusaka, Chongwe                         |
| 1875 | 8615-HQ-SML  | Yaixin Mining Zambia Limited (100%)                    | SML  | Au, Co, Cu, DIA    | Active       | Active | 4/4/2008   | 4/4/2018    | 389.1200 ha | ha                 | North Western, Kabompo, Mufumbwe; Western, Kaoma, Lukulu |
| 1876 | 8619-HQ-SML  | Yaixin Mining Zambia Limited (100%)                    | SML  | Co, Cu, Fe         | Active       | Active | 1/31/2008  | 1/30/2018   | 399.6200 ha | ha                 | Central, Mumbwa  |

| No   | Code         | Parties                                      | Type | Commodities                                       | Status Group | Status | Grant Date | Expiry Date | Area                   | Official Area Unit | Map Reference                    |
|------|--------------|--|------|---|--------------|--------|------------|-------------|------------------------|--------------------|----------------------------------|
| 1877 | 8444-HQ-SML  | Yellon International Zambia Limited (100%)   | SML  |   | Active       | Active | 1/26/2007  | 1/25/2017   | 344.9651 ha            | ha                 | North Western, Mufumbwe, Kayefu  |
| 1878 | 7235-HQ-SML  | Yu Wang Ping (0%)                            | SML  | LST   | Active       | Active | 4/8/1997   | 8/12/2017   | 82.4340 ha             | ha                 | Lusaka, Kafue, Lusaka            |
| 1879 | 8067-HQ-SML  | ZAKOR Metals Ltd (100%)                      | SML  | Cu <sub>2</sub> CO <sub>3</sub> (OH) <sub>2</sub> | Active       | Active | 9/15/2003  | 9/14/2018   | 39.9756 ha             | ha                 | North Western, Kasempa           |
| 1880 | 15046-HQ-SML | ZAKOR Metals Ltd (100%)                      | SML  | Au, Co, Cu, LST                                   | Active       | Active | 8/12/2011  | 8/11/2021   | 364.7000 ha            | ha                 | North Western, Solwezi           |
| 1881 | 20235-HQ-SML | Zamanfour Minerals Limited (100%)            | SML  | Fe, Mn  | Active       | Active | 4/14/2015  | 4/13/2025   | 259.9417 ha            | ha                 | Central, Mkushi                  |
| 1882 | 17950-HQ-SML | Zamastone Ltd (100%)                         | SML  | LST   | Active       | Active | 1/4/2013   | 1/3/2023    | 26.3872 ha             | ha                 | Lusaka, Kafue                    |
| 1883 | 7964-HQ-SML  | Zambezi Natural Stone Company Limited (100%) | SML  | STN2  | Active       | Active | 11/27/2007 | 11/26/2017  | 400.4827 ha            | ha                 | Southern, Siavonga               |
| 1884 | 8091-HQ-SML  | Zambezi Natural Stone Company Limited (100%) | SML  |   | Active       | Active | 11/1/2004  | 10/31/2019  | 347.9600 ha            | ha                 | Southern, Siavonga               |
| 1885 | 8166-HQ-SML  | Zambezi Natural Stone Company Limited (100%) | SML  |   | Active       | Active | 10/6/2004  | 10/5/2019   | 3.8409 km <sup>2</sup> | km <sup>2</sup>    | Southern, Siavonga               |
| 1886 | 8363-HQ-SML  | Zambezi Portland Cement Limited (100%)       | SML  | DOL   | Active       | Active | 2/8/2006   | 2/7/2016    | 396.8002 ha            | ha                 | Copperbelt, Ndola, Mpatata Hills |
| 1887 | 8364-HQ-SML  | Zambezi Portland Cement Limited (100%)       | SML  | DOL, LST  | Active       | Active | 2/8/2006   | 2/7/2016    | 320.0444 ha            | ha                 | Copperbelt, Ndola                |
| 1888 | 14230-HQ-SML | Zamex Refineries Ltd (100%)                  | SML  | Ag, Au, Co, Cu                                    | Active       | Active | 4/16/2012  | 4/15/2022   | 13.3300 ha             | ha                 | Copperbelt, Ndola                |
| 1889 | 8595-HQ-SML  | Zamkor Mining Corporation Limited (100%)     | SML  | Cu  | Active       | Active | 11/29/2006 | 11/28/2016  | 5177.5640 ha           | ha                 | North Western, Mufumbwe          |
| 1890 | 19577-HQ-SML | Zamstone Quarries Ltd (100%)                 | SML  | GRT, LST  | Active       | Active | 6/13/2014  | 6/12/2024   | 393.4000 ha            | ha                 | Southern, Choma                  |

| No   | Code         | Parties                                     | Type | Commodities                                       | Status Group | Status           | Grant Date | Expiry Date | Area        | Official Area Unit | Map Reference             |
|------|--------------|---|------|---|--------------|------------------|------------|-------------|-------------|--------------------|---------------------------|
| 1891 | 19578-HQ-SML | Zamstone Quarries Ltd (100%)                | SML  | GRT, LST  | Active       | Active           | 6/11/2014  | 6/10/2024   | 393.4200 ha | ha                 | Southern, Choma           |
| 1892 | 8476-HQ-SML  | Zenjako Trading Limited (100%)              | SML  | Cu  | Active       | Active           | 3/23/2007  | 3/22/2017   | 399.0270 ha | ha                 | North Western, Mwinilunga |
| 1893 | 12407-HQ-SML | Zhong An Mining Company Limited (100%)      | SML  | Cu  | Active       | Active           | 3/30/2010  | 3/29/2020   | 399.1850 ha | ha                 | Copperbelt, Mpongwe       |
| 1894 | 8003-HQ-SML  | A and A Allied Investments Limited (100%)   | SML  | Cu  | Active       | Pending Renewal  | 3/21/2003  | 3/20/2008   | 479.7022 ha | ha                 | North Western, Mufumbwe   |
| 1895 | 7450-HQ-SML  | Gembank Limited (100%)                      | SML  | GYP   | Active       | Pending Renewal  | 6/16/1998  | 6/1/2010    | 124.9715 ha | ha                 | Southern, Monze           |
| 1896 | 8349-HQ-SML  | Hetro Mining and Ore Dealers Limited (100%) | SML  | Cu <sub>2</sub> CO <sub>3</sub> (OH) <sub>2</sub> | Active       | Pending Renewal  | 4/27/2006  | 4/26/2016   | 830.7500 ha | ha                 | North Western, Mufumbwe   |
| 1897 | 8163-HQ-SML  | Mosoza Mining Limited (100%)                | SML  | Cu  | Active       | Pending Renewal  | 8/6/2004   | 8/5/2014    | 399.1400 ha | ha                 |                           |
| 1898 | 8113-HQ-SML  | Munjili Mining and Logistics (100%)         | SML  | Co, Cu, Fe  | Active       | Pending Renewal  | 9/3/2004   | 9/2/2014    | 518.7700 ha | ha                 | Copperbelt, Mpongwe       |
| 1899 | 12580-HQ-SML | Princes Nakatindi Wina Wina (100%)          | SML  | LWA   | Active       | Pending Renewal  | 10/2/2009  | 10/1/2014   | 235.2705 ha | ha                 | Western, Kaoma            |
| 1900 | 8350-HQ-SML  | Tunta Mining Limited (100%)                 | SML  | Cu  | Active       | Pending Renewal  | 5/29/2006  | 5/28/2011   | 126.6064 ha | ha                 | North Western, Mufumbwe   |
| 1901 | 10079-HQ-SML | Twampane Enterprises Limited (100%)         | SML  | Cu  | Active       | Pending Renewal  | 11/4/2008  | 11/3/2013   | 328.8725 ha | ha                 | North Western, Kasempa    |
| 1902 | 8248-HQ-SML  | Zamsort Limited (100%)                      | SML  | Ag, Au, Co, Cu                                    | Active       | Pending Renewal  | 5/24/2005  | 5/23/2015   | 455.0000 ha | ha                 | North Western, Mwinilunga |
| 1903 | 8330-HQ-SML  | ZEBESHA MINING LIMITED (100%)               | SML  | Cu  | Active       | Pending Renewal  | 7/26/2006  | 7/25/2011   | 335.1269 ha | ha                 | North Western, Mwinilunga |
| 1904 | 8737-HQ-SML  | Boniface Kaluwa (100%)                      | SML  | Pb, Zn  | Active       | Pending Transfer | 2/26/2008  | 2/25/2023   | 311.3956 ha | ha                 | Central, Kabwe            |

| No   | Code         | Parties                                     | Type | Commodities                                       | Status Group | Status           | Grant Date | Expiry Date | Area                   | Official Area Unit | Map Reference                    |
|------|--------------|---|------|---|--------------|------------------|------------|-------------|------------------------|--------------------|----------------------------------|
| 1905 | 8343-HQ-SML  | Central Africa Mining Limited (100%)        | SML  | Ag, Au, Co, Cu, Zn                                | Active       | Pending Transfer | 7/4/2006   | 7/3/2016    | 233.4535 ha            | ha                 | Luapula, Chiengi                 |
| 1906 | 14844-HQ-SML | Charles Silaupa Silavwe (100%)              | SML  | Cu, Fe, Mn  | Active       | Pending Transfer | 9/9/2010   | 9/8/2020    | 3.7612 km <sup>2</sup> | km <sup>2</sup>    | Luapula, Mansa, Mwense           |
| 1907 | 13473-HQ-SML | D and B Gem-Ores Limited (100%)             | SML  |   | Active       | Pending Transfer | 11/5/2010  | 11/4/2020   | 408.2800 ha            | ha                 | Luapula, Kawambwa                |
| 1908 | 8512-HQ-SML  | Davies Munsongo (100%)                      | SML  | Au, Co, Cu, Ni                                    | Active       | Pending Transfer | 6/1/2007   | 5/31/2017   | 439.2568 ha            | ha                 | Copperbelt, Lufwanyama, Fimpampa |
| 1909 | 8222-HQ-SML  | Donalds Investments Limited (100%)          | SML  | Cu  | Active       | Pending Transfer | 1/21/2005  | 9/28/2017   | 330.2400 ha            | ha                 | Copperbelt, Chingola             |
| 1910 | 8414-HQ-SML  | Evaristo M. Chitalu (100%)                  | SML  | Au, Co, Cu, DOL                                   | Active       | Pending Transfer | 11/30/2006 | 11/29/2021  | 83.0416 ha             | ha                 | North Western, Kasempa, Buffalo  |
| 1911 | 15589-HQ-SML | Gibson Siachonkoma (100%)                   | SML  | COA   | Active       | Pending Transfer | 4/15/2011  | 4/14/2021   | 303.7400 ha            | ha                 | Southern, Sinazongwe             |
| 1912 | 8391-HQ-SML  | Hetro Mining and Ore Dealers Limited (100%) | SML  | Cu <sub>2</sub> CO <sub>3</sub> (OH) <sub>2</sub> | Active       | Pending Transfer | 10/18/2006 | 10/17/2016  | 73.1131 ha             | ha                 |                                  |
| 1913 | 8055-HQ-SML  | Mary Namwila (100%)                         | SML  | Cu  | Active       | Pending Transfer | 8/25/2003  | 8/24/2018   | 332.9112 ha            | ha                 | North Western, Solwezi           |
| 1914 | 11309-HQ-SML | Milbury Mining Limited (100%)               | SML  | Cu  | Active       | Pending Transfer | 11/21/2007 | 11/20/2017  | 399.8284 ha            | ha                 |                                  |
| 1915 | 13013-HQ-SML | Shearzone Resources Limited (100%)          | SML  |   | Active       | Pending Transfer | 2/10/2009  | 2/9/2019    | 19.8601 ha             | ha                 |                                  |
| 1916 | 8052-HQ-SML  | WangSheng Mining Comapany Limited (100%)    | SML  | Cu  | Active       | Pending Transfer | 8/19/2003  | 12/11/2018  | 262.2540 ha            | ha                 | North Western, Mufumbwe          |

