

EITI REPORT 2011

AZERBAIJAN

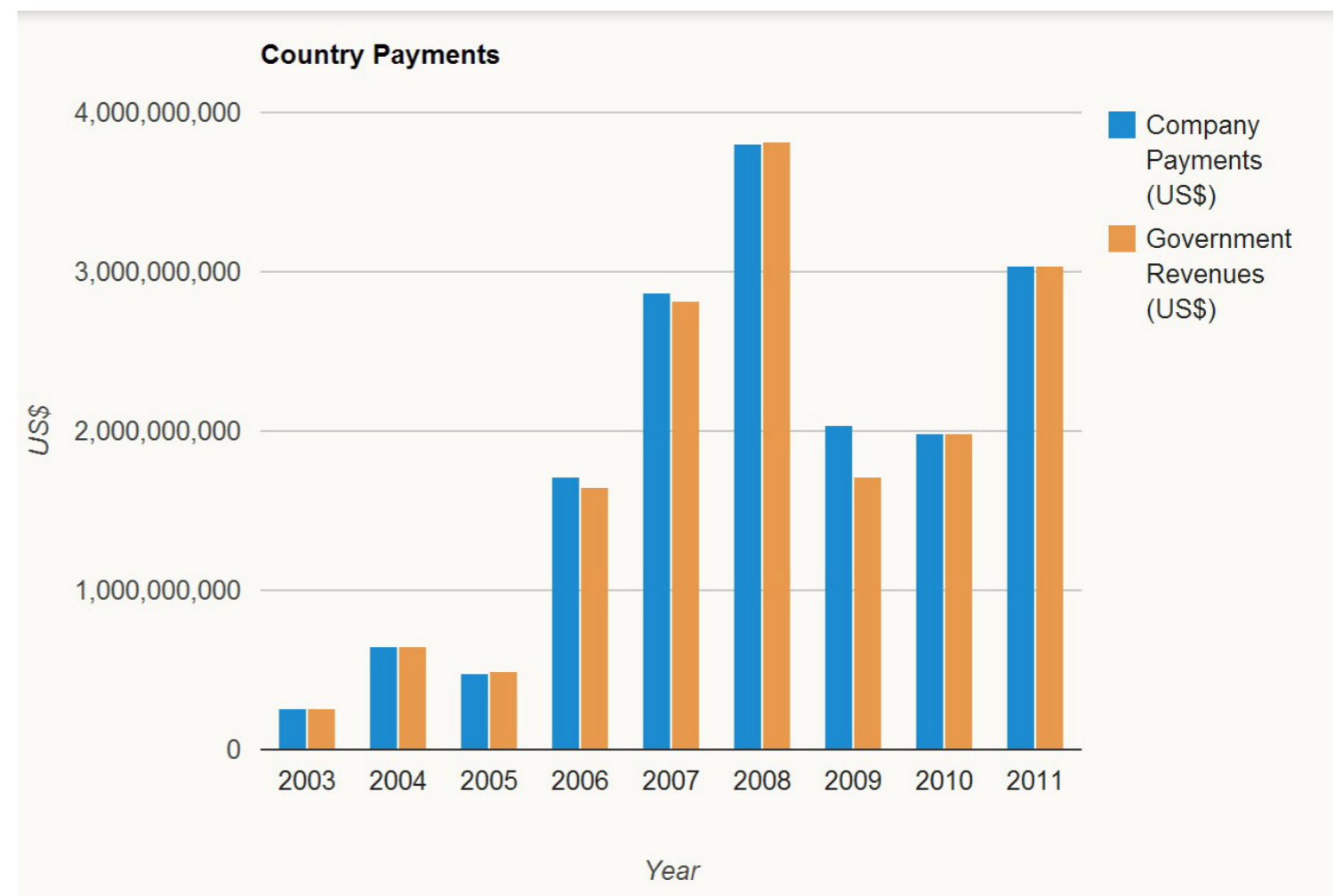


Azerbaijan

Compliant since:	16 February 2009
Latest report:	2011
Government revenue:	US \$3 035 423 996
Population:	9 168 000
Revenue per capita:	US \$331

Highlights

Total revenues received by the government from the oil, gas and mining sector in 2011 was over US \$3 billion. But full picture is not shown, as there is no monetary figure revealed for in-kind receipt of 181 million barrels of oil.



MOORE STEPHENS

**AFGHANISTAN EXTRACTIVE
INDUSTRIES TRANSPARENCY
INITIATIVE (AEITI)**

**AFGHANISTAN SECOND EITI RECONCILIATION REPORT
1389**



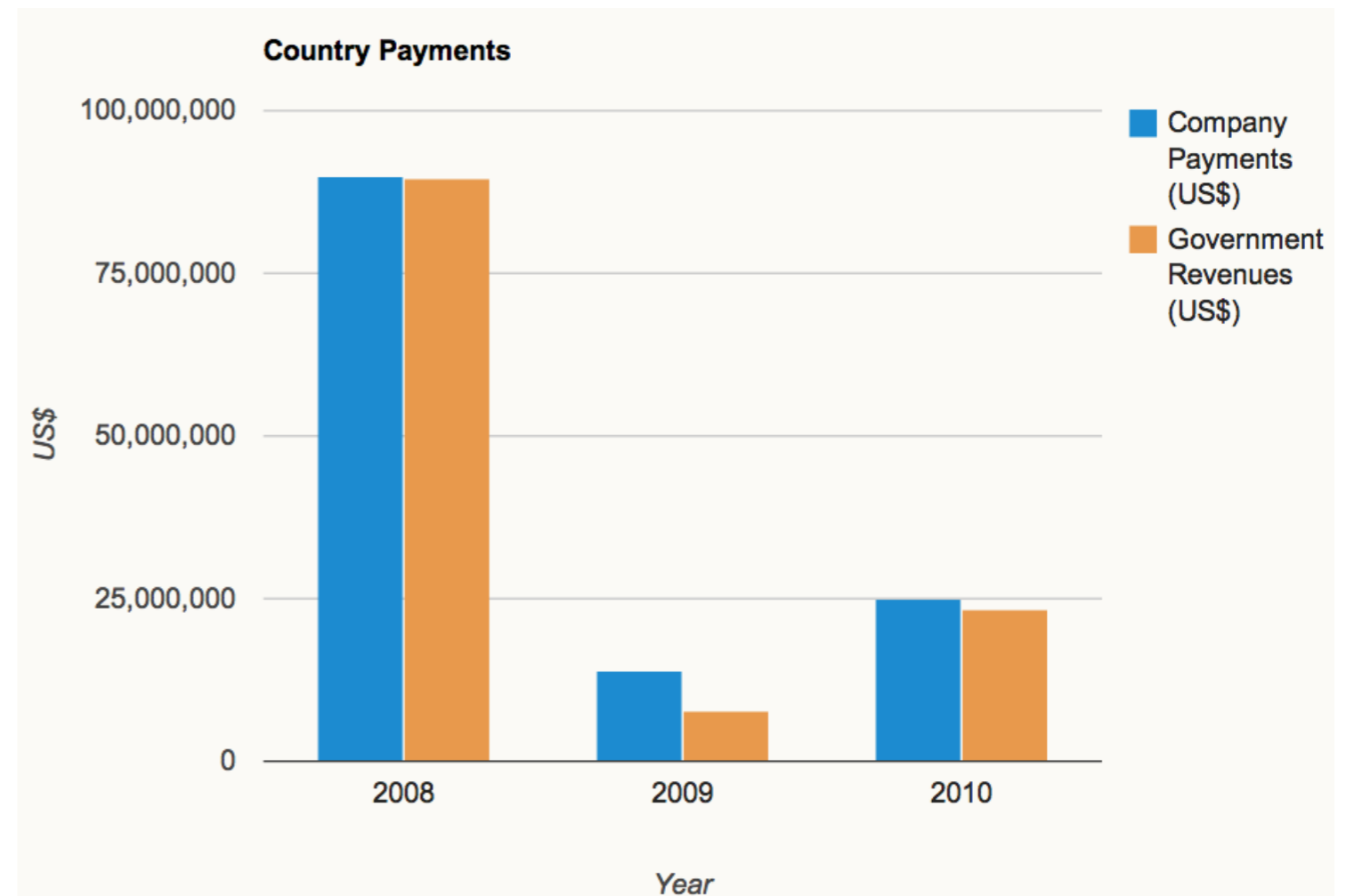
October 2012

Afghanistan

Candidate since:	10 February 2010
Latest report:	2010
Government revenue:	US \$23 328 806
Population:	35 320 000
Revenue per capita:	US \$0.6

Highlights

Total revenues for 2011 of US \$23.4 million, up 200% from 2010. This is well below the US \$89.6 million in 2010, largely due to signature bonuses related to the Aynak Copper Mining project. A large increase in revenues is expected in the coming years. 200 contracts have been disclosed.



Republic of Albania

Extractive Industries Transparency Initiative



EITI Report 2010



42 Avenue Montaigne
75008 Paris - France

1 Haddon Street
London W1B 1SD - UK

December 2012

For discussion purposes only
© Fair Links SARL - RCS Paris 501 384 764

Page 1

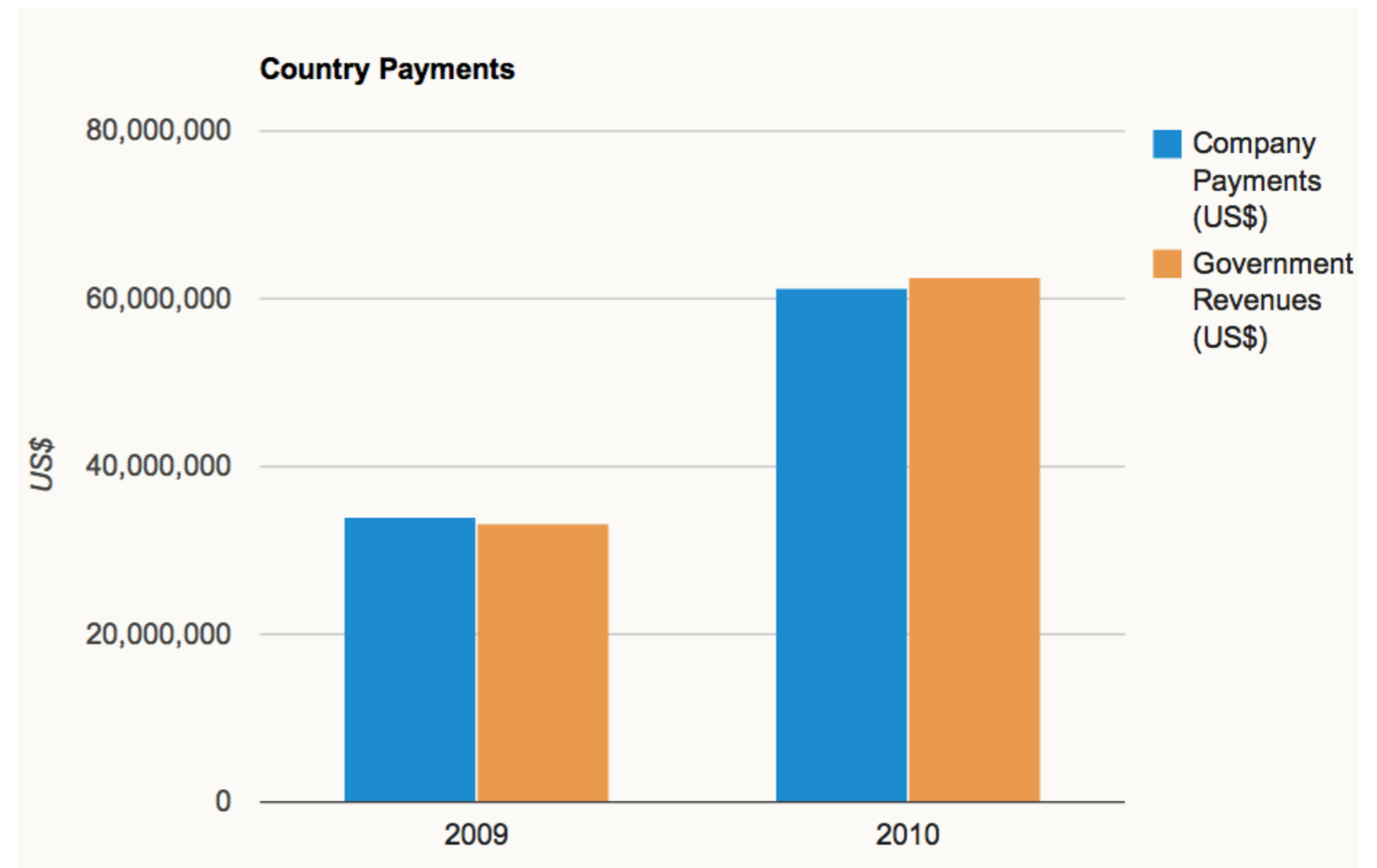


Albania

Candidate since:	16 February 2009
Latest report:	2010
Government revenue:	US \$62 522 034
Population:	3 216 000
Revenue per capita:	US \$19

Highlights

US \$50 million was received from Albania's oil, gas and mining sector in 2010. It is a significant increase from the US \$33 million in 2009, but still it's only just over 1% of the government's total revenue.





MOORE STEPHENS

BURKINA FASO

Unité - Progrès - Justice

Initiative pour la Transparence dans les Industries Extractives

ITIE Burkina Faso

RAPPORT FINAL DE CONCILIATION DES PAIEMENTS DES SOCIÉTÉS MINIÈRES À L'ÉTAT ET DES RECETTES PERÇUES PAR L'ÉTAT DES DITES SOCIÉTÉS POUR L'EXERCICE 2010

Juillet 2012



Le présent rapport a été établi à la demande du Comité de Pilotage de mise en œuvre de l'initiative pour la Transparence dans les Industries Extractives au Burkina Faso (ITIE BF). Les avis qui y sont exprimés sont ceux du Conciliateur Indépendant et ne reflètent en aucun cas l'avis officiel de l'ITIE BF. Ce rapport a été établi à l'usage exclusif de l'ITIE BF et il ne doit pas être utilisé par d'autres parties ni à des fins autres que celles auxquelles il est destiné.

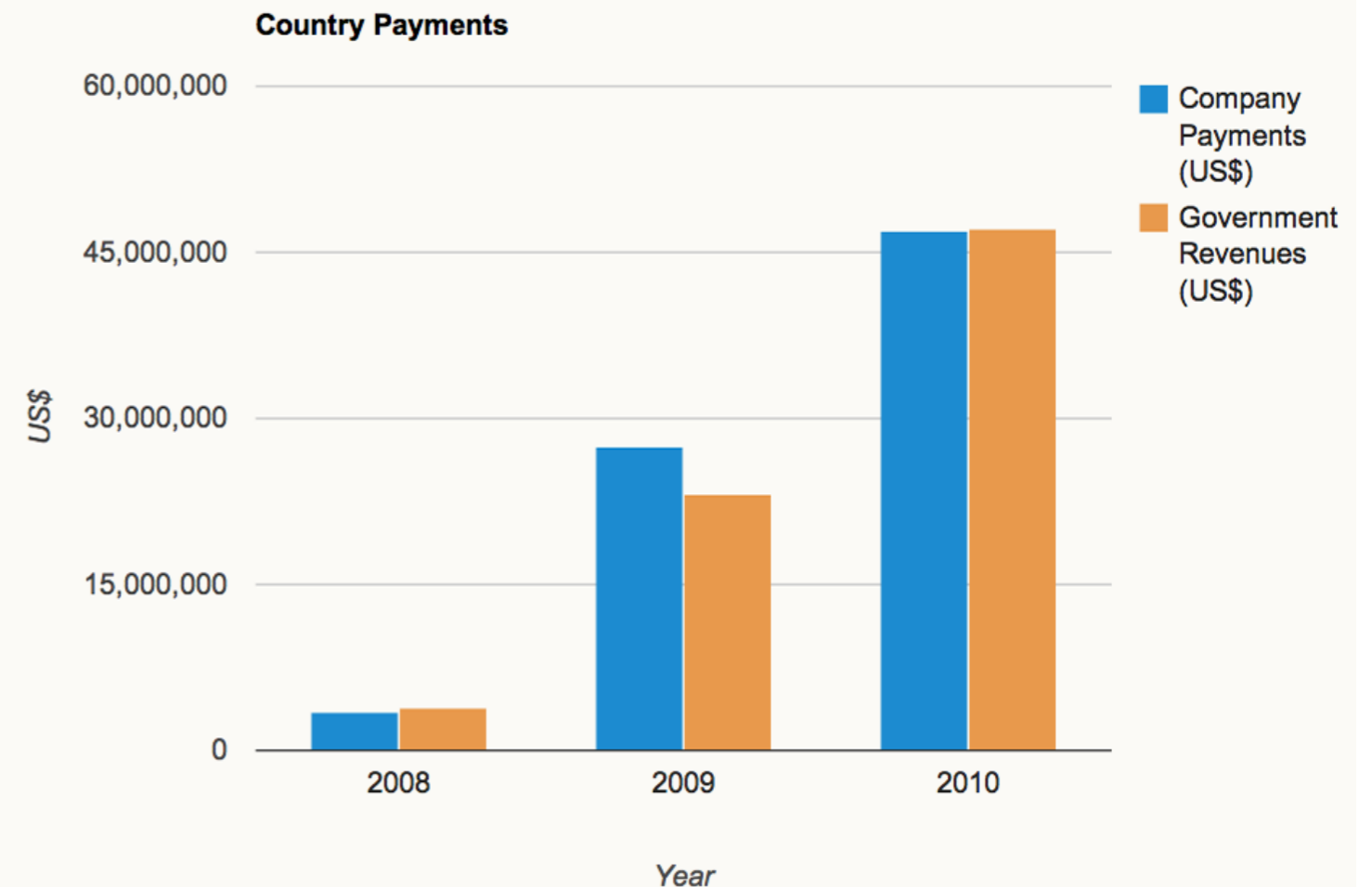


Burkina Faso

Compliant since:	27 February 2013
Latest report:	2010
Government revenue:	US \$47 170 416
Population:	16 970 000
Revenue per capita:	US \$3

Highlights

Burkina Faso more than doubled its revenues from mining. Still, the revenues only represented 0.7 % of GDP and 2.6% of government income in 2010.



REPUBLIC OF CAMEROON

Ministry of Finance

Follow-up and Implementation Committee of the
Extractive Industries Transparency Initiative (EITI) in
Cameroon

Comparison of figures and volumes within the framework of the
Extractive Industries Transparency Initiative (EITI) in Cameroon
for the 2006, 2007 and 2008 fiscal years

Final Report

July 2010

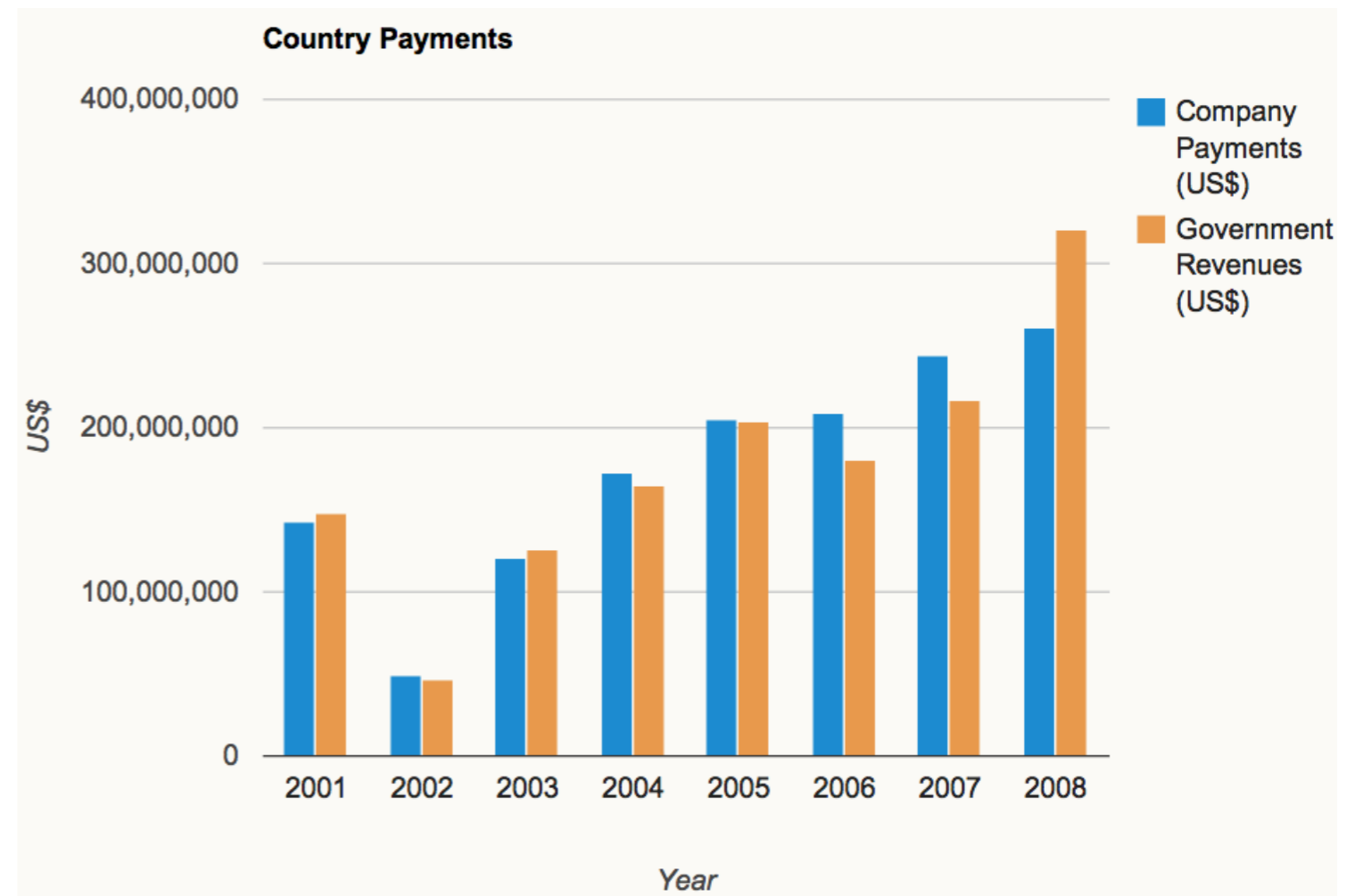


Cameroon

Candidate since:	27 September 2007
Latest report:	2008
Government revenue:	US \$321 300 000
Population:	20 030 000
Revenue per capita:	US \$16

Highlights

Cameroon is preparing for a 2009-10 report that will include transit of oil through the Chad-Cameroon Oil Pipeline.



République Centrafricaine



Initiative pour la Transparence des Industries Extractives



Rapport de l'Administrateur indépendant de l'ITIE
pour les revenus de l'année 2010



43, avenue Montaigne
75008 Paris - FRANCE

1 Haddon Street
London W1B 1BD - UK

Décembre 2012

Pour discussions uniquement
©Fair Links SARL - RCS Paris 501 284 764

Page 1

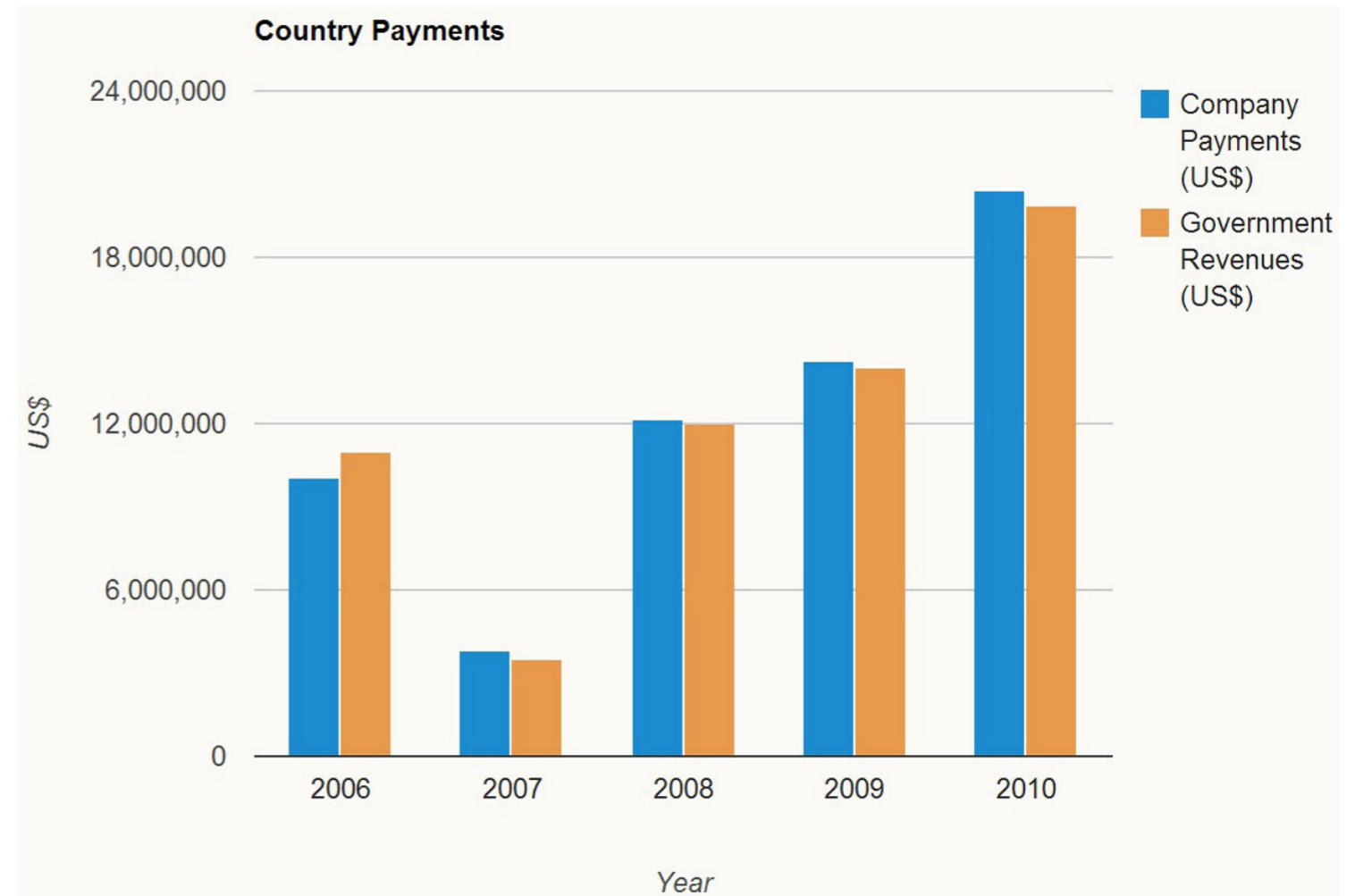


Central African Republic

Compliant since:	1 March 2011
Latest report:	2010
Government revenue:	US \$19 898 023
Population:	4 487 000
Revenue per capita:	US \$4

Highlights

Mining revenues in Central African Republic almost doubled between 2008 and 2010 - 11% of public revenues in 2010. The government received over US \$21 million in taxes, fees and royalties from operators in the mining sector in 2010, up from US \$12 million in 2009. All mining production in the country is still artisanal.



REPUBLIQUE DU TCHAD



Initiative pour la Transparence des Industries Extractives



ITIE Initiative pour la
Transparence des
Industries
Extractives

Rapport de l'Administrateur indépendant de l'ITIE
pour les revenus de l'année 2009




43, avenue Montaigne
75008 Paris - France

1 Heddon Street
London W1B1BD - UK

Tchad - Rapport ITIE 2009

©Fair Links SARL - RCS Paris 501 294 764

Octobre 2012



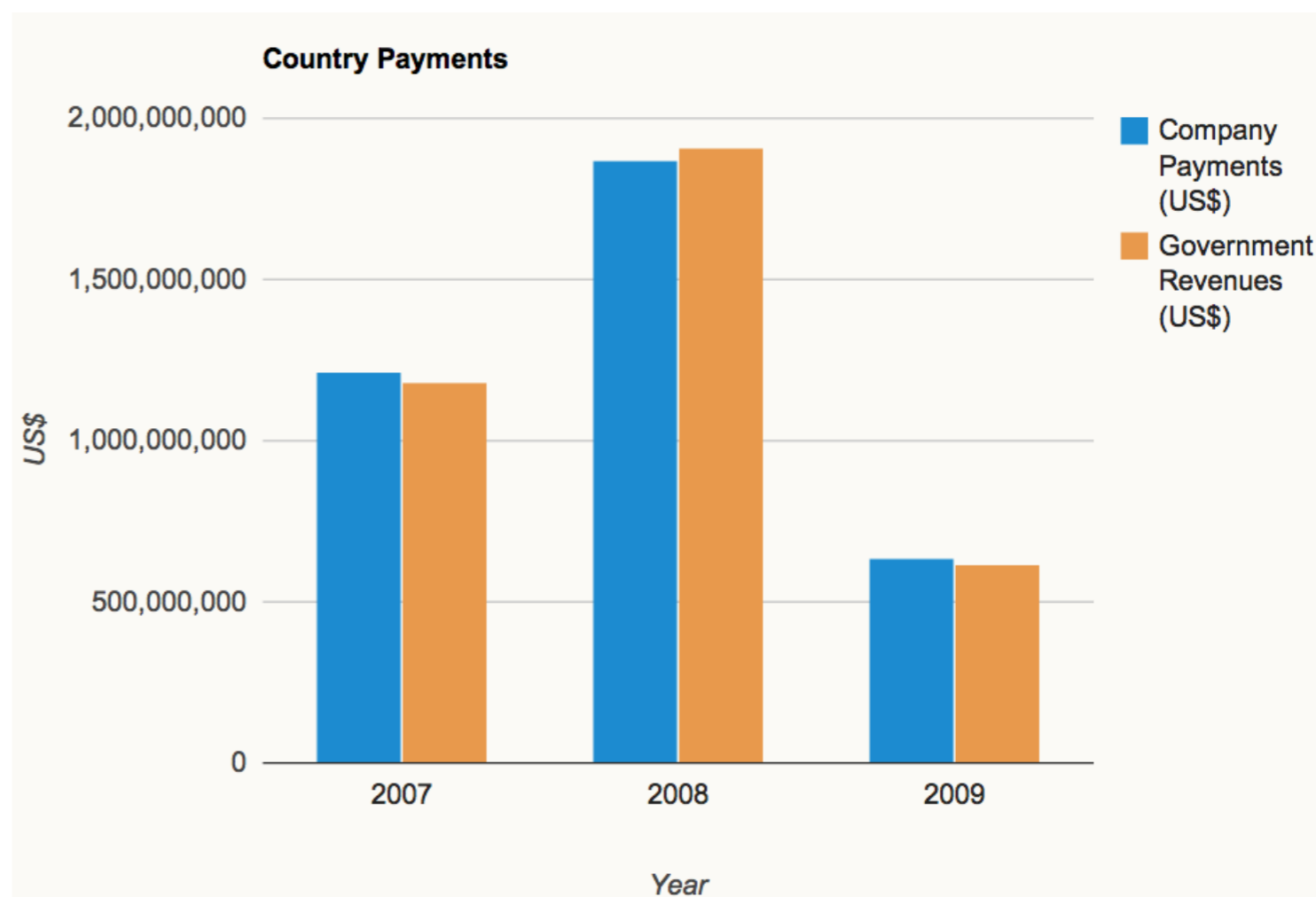
ITIE Initiatives pour la
Transparence des
Industries
Extractives au Tchad
www.itie-tchad.org

Chad

Candidate since:	16 April 2010
Latest report:	2009
Government revenue:	US \$614 882 373
Population:	11 530 000
Revenue per capita:	US \$53

Highlights

Chad was the first country to cover transit in EITI reporting, from the Chad-Cameroon Oil Pipeline. The country remains highly dependent on oil exploration, production and transportation which yielded 74% of government revenue in 2007, 81% in 2008 and 49% in 2009.




REPUBLIQUE DU CONGO

COMITE EXECUTIF DE MISE EN ŒUVRE DE L'INITIATIVE POUR LA TRANSPARENCE DANS LES INDUSTRIES EXTRACTIVES

RAPPORT DE RECONCILIATION DES PAIEMENTS ET DES RECETTES EXTRACTIVES AU TITRE L'EXERCICE 2011

Octobre 2012



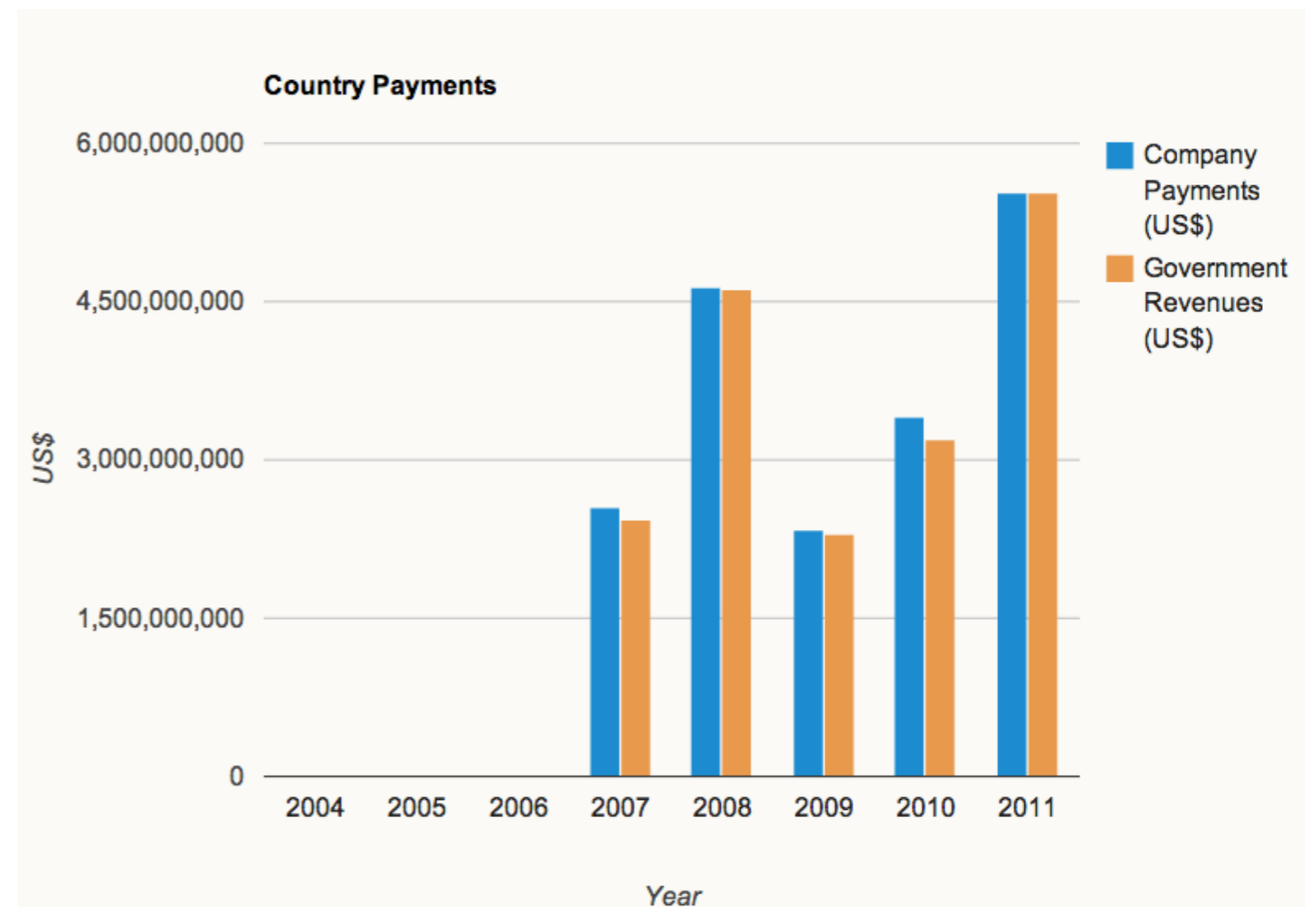
Le présent rapport a été établi à la demande du Comité Exécutif de mise en œuvre de l'Initiative pour la Transparence dans les Industries Extractives au Congo (EITI Congo). Les faits qui y sont exprimés sont ceux du Comptable Indépendant et ne reflètent en aucun cas l'avis officiel de l'EITI Congo. Ce rapport a été établi à l'usage exclusif de l'EITI Congo et il ne doit pas être utilisé par d'autres parties ni à des fins autres que celles auxquelles il est destiné.

Republic of the Congo

Compliant since:	27 February 2013
Latest report:	2011
Government revenue:	US \$5 529 544 307
Population:	4 140 000
Revenue per capita:	US \$1136

Highlights

Congo covered social payments in its 2011 EITI Report. The country also reported maritime taxes paid for exporting crude oil by ship.



REPUBLIQUE DE CÔTE D'IVOIRE

Initiative pour la Transparence des Industries Extractives



Rapport de l'Administrateur indépendant de l'ITIE
pour les revenus de l'année 2010



42, avenue Montaigne
75008 PARIS - FRANCE
-
1, Hadden Street
LONDON W1B 1BD - UK

©Fair Links SARL - RCS Paris 501 284 754

Mai 2012

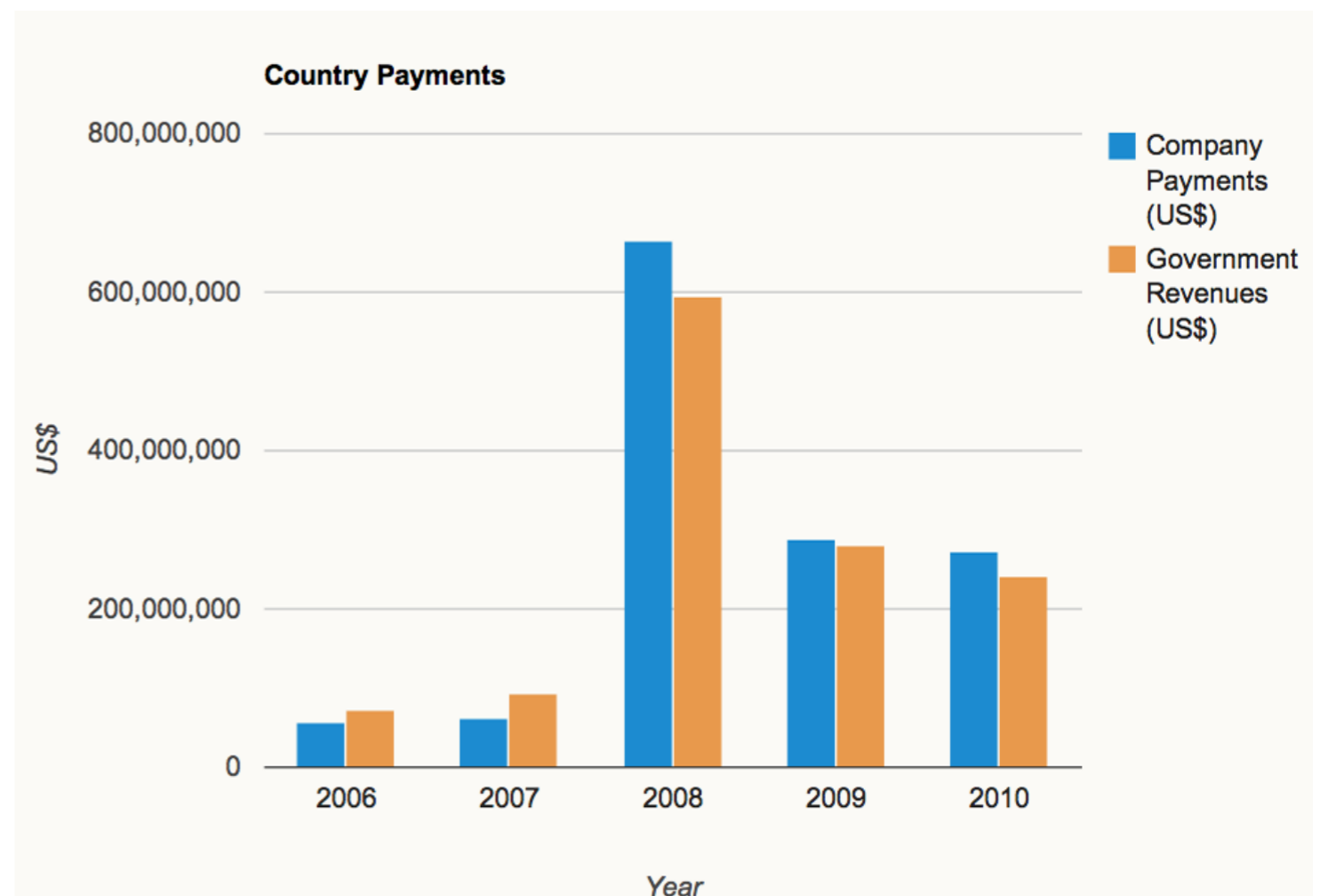


Côte d'Ivoire

Candidate since:	12 May 2008
Latest report:	2010
Government revenue:	US \$240 431 224
Population:	20 150 000
Revenue per capita:	US \$12

Highlights

Oil production fell after 2008 and during the crisis. In 2008 the government received around 5 million barrels in profit oil in 2008, and only around 3 million barrels in 2009 and 2010. The profit share in gas stayed the same at 40,000 MMCF across the three years.



ITIE Initiative pour la Transparence des Industries Extractives

République Démocratique du Congo



ITIE Initiative pour la Transparence des Industries Extractives

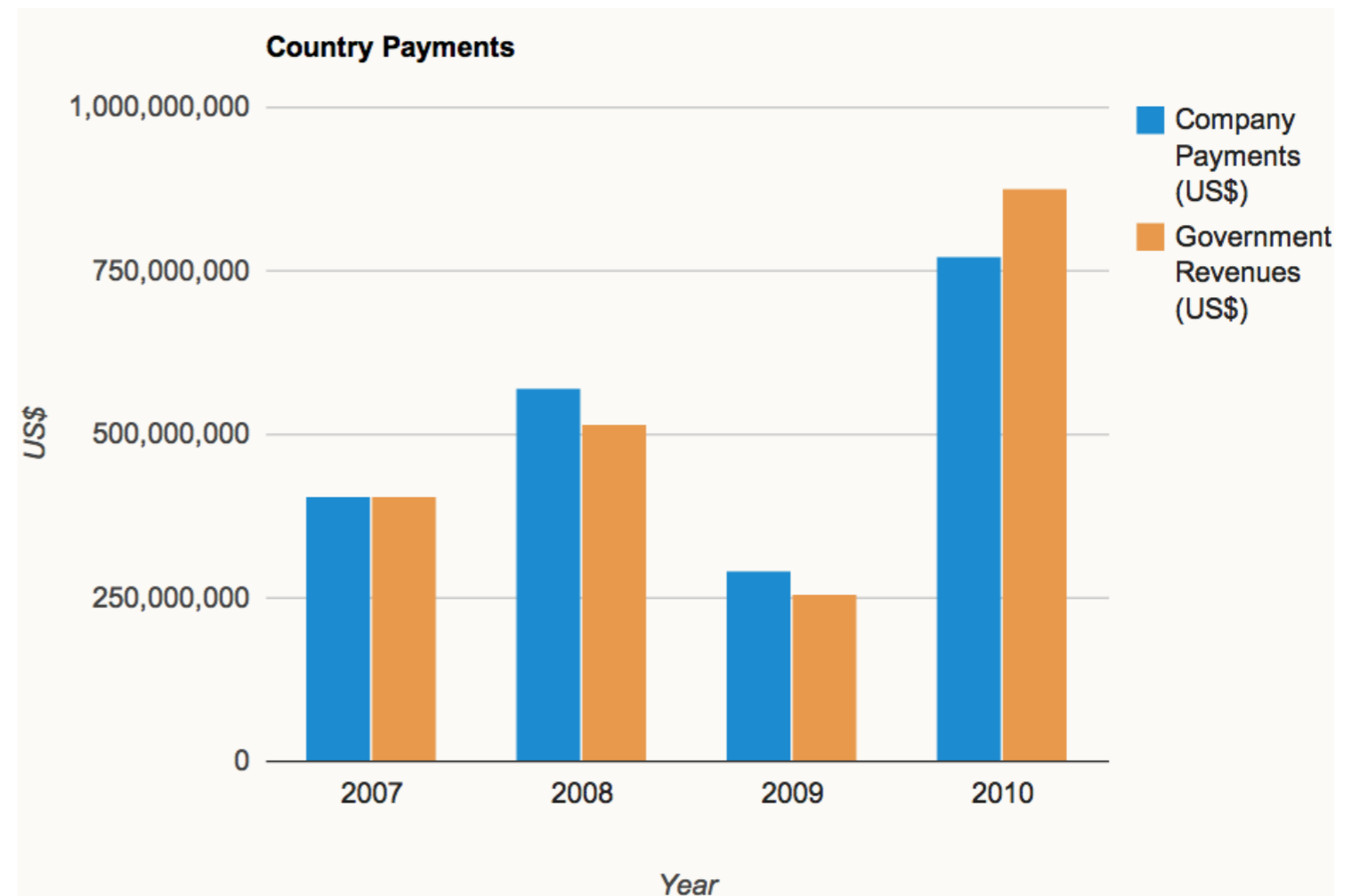
République Démocratique du Congo

Democratic Republic of Congo

Candidate since:	27 September 2007
Latest report:	2010
Government revenue:	US \$875 938 727
Population:	67 760 000
Revenue per capita:	US \$13

Highlights

According to the 2010 report, revenues from oil and mining of US \$876 million equate to 5% of the country's GDP, around US \$13 per capita. 63% of taxes, fees and royalties came from the mining sector and 37% from the oil sector in 2010.



Gabon

Candidate since:	27 September 2007 (delisted)
Latest report:	2010
Government revenue:	US \$1 604 235 173
Population:	1 534 000
Revenue per capita:	US \$1045

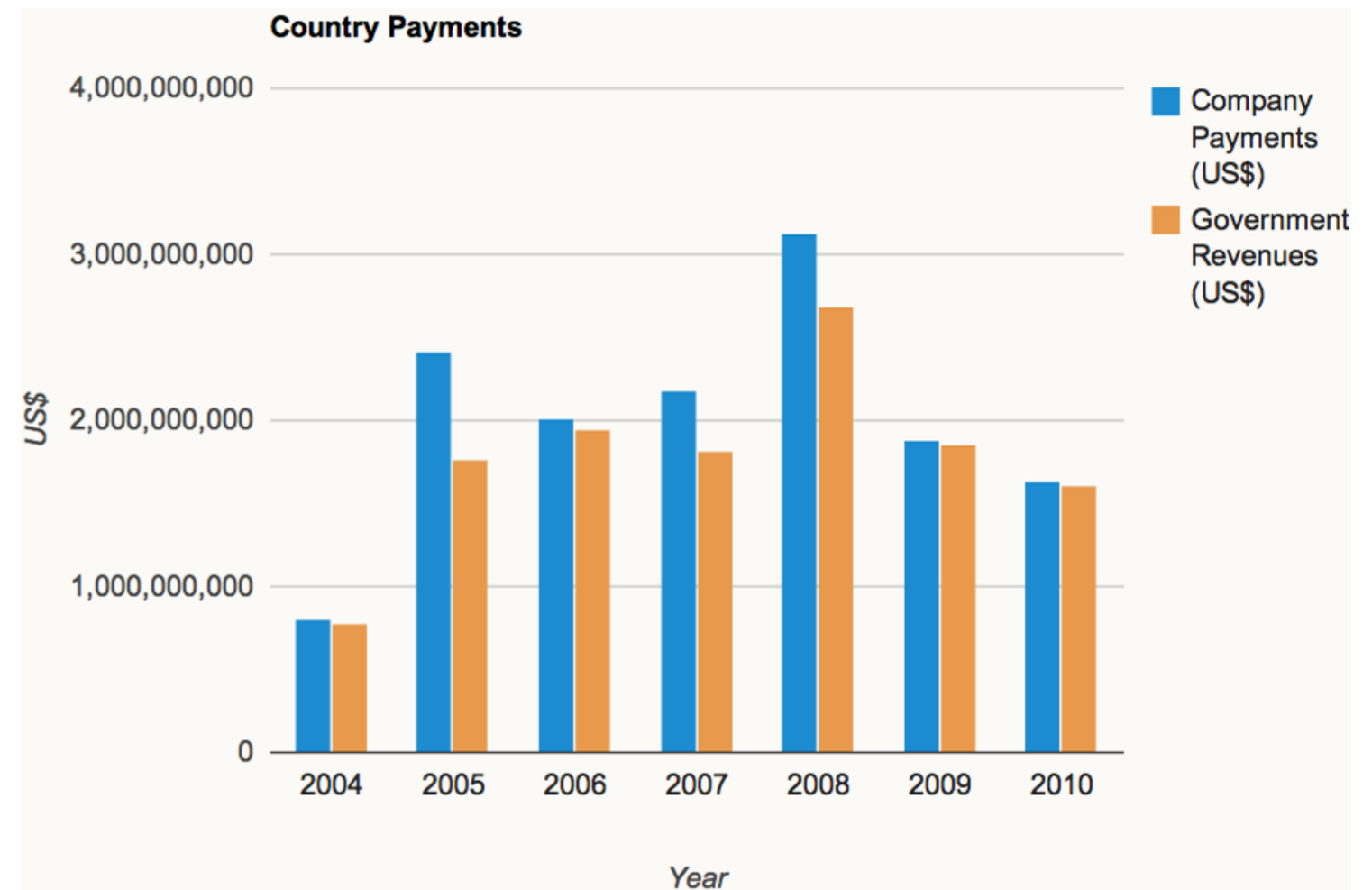
Highlights

The 2007-10 EITI Reports show that Gabon remains highly dependent on revenues from natural resources. The country received about US \$1.8 billion per year, except for US \$2.7 in the 2008 price peak. In 2010, crude oil production accounted for 75% of exports and 40% of GDP.

RAPPORT SUR LES REVENUS

PÉTROLIERS ET MINIERS

EXERCICE 2009 - 2010



MINISTRY OF FINANCE AND ECONOMIC PLANNING
(GHANA EXTRACTIVE INDUSTRIES TRANSPARENCY INITIATIVE-GHEITI)



REPORT
ON THE

AGGREGATION/RECONCILIATION OF MINING SECTOR PAYMENTS AND
RECEIPTS:2009

SEPTEMBER 2011

Prepared by:

Boas & Associates

P.O. Box AT1367

Achimota, Accra.

Mob: 0244-326838

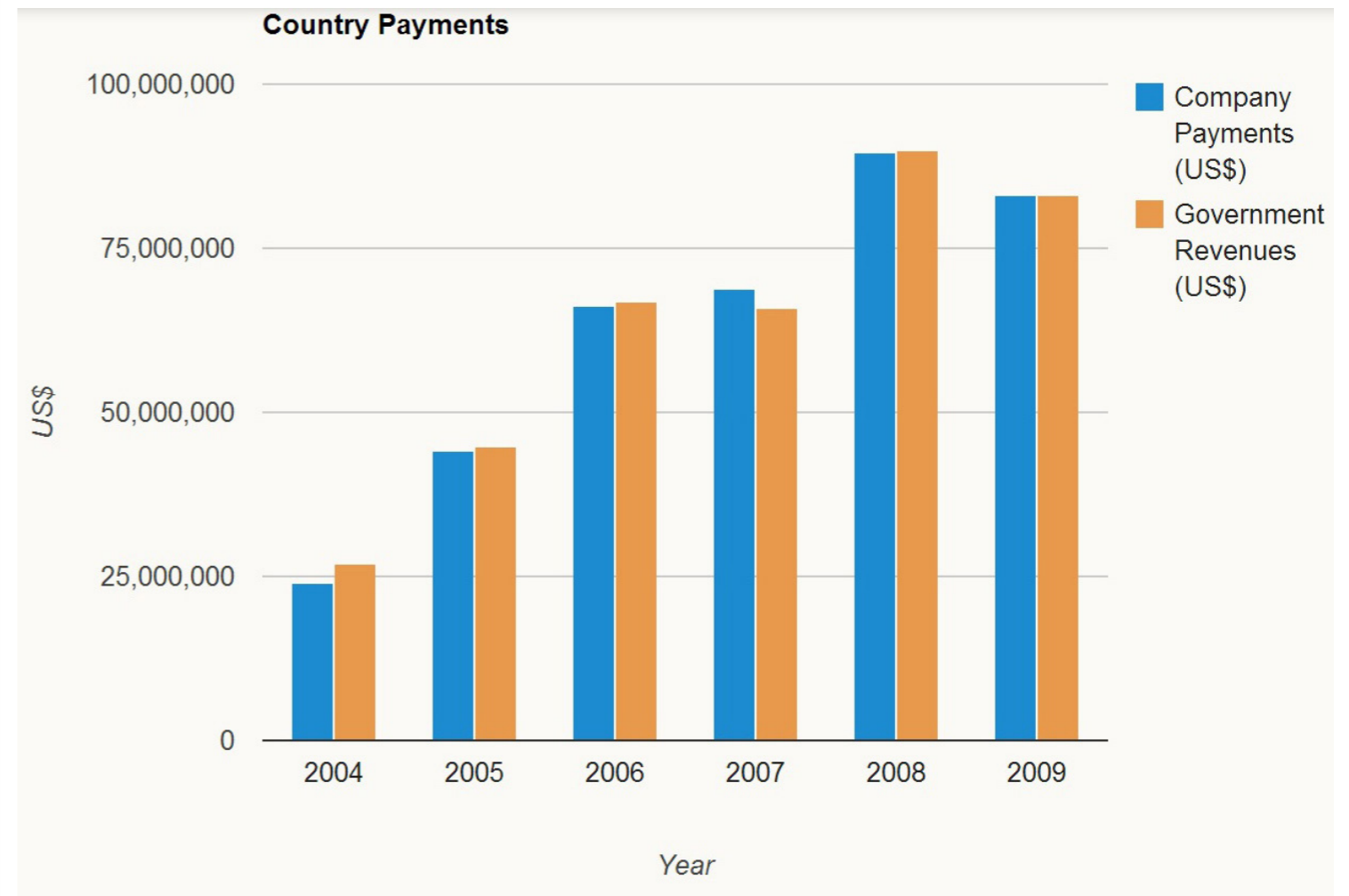
e-mail: assoboas@yahoo.com

Ghana

Compliant since:	19 October 2010
Latest report:	2009
Government revenue:	US \$83 130 000
Population:	24 965 000
Revenue per capita:	US \$3

Highlights

The government received US \$83 million from the mining sector in 2009, 7% down from 2008 and reversing a trend of growing revenues in the previous 5 years. This fiscal income represents US \$3.5 per capita. GHEITI reports shed light on transfers to districts and municipalities.




REPUBLIQUE DE GUINEE
Travail - Justice - Solidarité

Initiative pour la Transparence dans les Industries Extractives
ITIE GUINEE

**COLLECTE, RÉCONCILIATION ET AUDIT DES FLUX DE
PAIEMENTS EFFECTUES PAR LES ENTREPRISES MINIERES ET
LES REVENUS PERCUS PAR LES ADMINISTRATIONS POUR
L'EXERCICE 2010**

Version finale

Août 2012



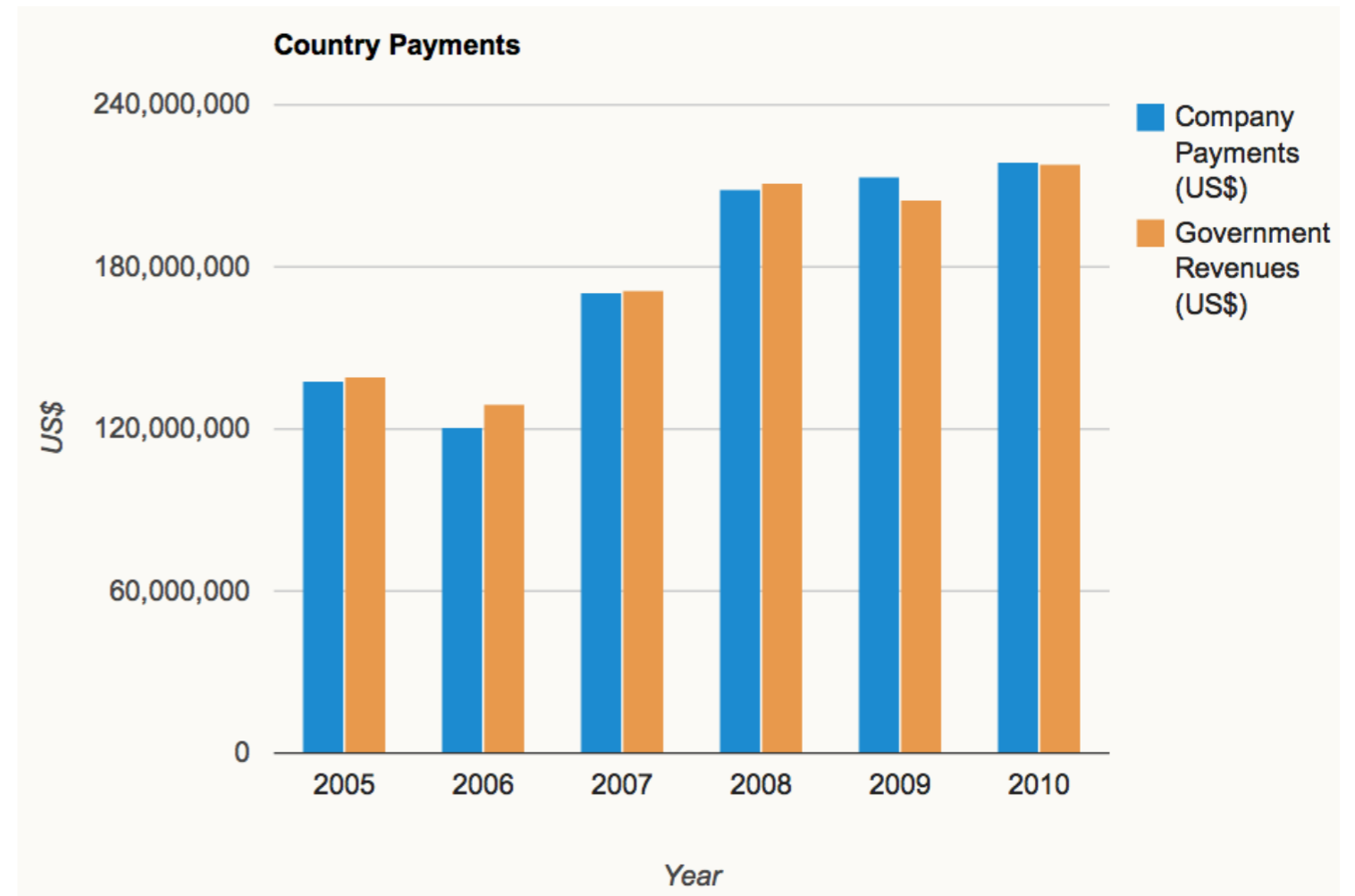
Le présent rapport a été établi à la demande du Comité de Pilotage de mise en œuvre de l'Initiative pour la Transparence dans les Industries Extractives en Guinée (ITIE Guinée). Les avis qui y sont exprimés sont ceux du Conseil d'audit indépendant et ne reflètent en aucun cas l'avis officiel de l'ITIE Guinée. Ce rapport a été établi à l'usage exclusif de l'ITIE Guinée et il ne doit pas être utilisé par d'autres parties ni à des fins autres que celles auxquelles il est destiné.

Guinea

Candidate since:	27 September 2007
Latest report:	2010
Government revenue:	US \$218 560 221
Population:	10 221 000
Revenue per capita:	US \$21

Highlights

Guinea has some of the world's largest known reserves of bauxite producer and iron ore. It received between US \$210-220 million in taxes, fees and royalties in 2008-10.



Iraqi Extractive Industries Transparency Initiative (IEITI) Oil Export and Field Development Revenues in 2010

31 January 2013



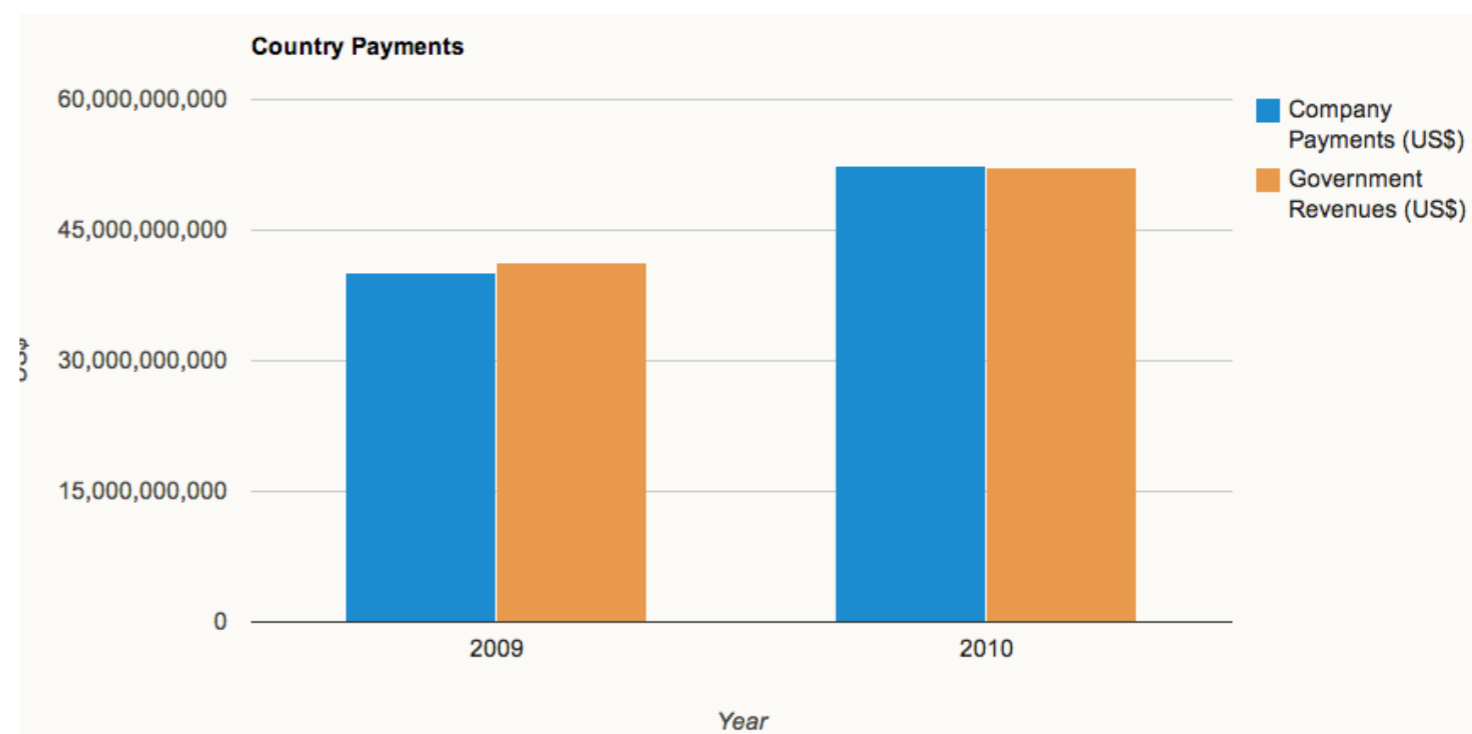
Iraqi Extractive Industries Transparency Initiative

Iraq

Compliant since:	12 December 2012
Latest report:	2010
Government revenue:	US \$52 202 645 106
Population:	32 961 000
Revenue per capita:	US \$1584

Highlights

The Iraqi government received over US \$50 billion from sales of its crude oil to 35 international buyers and another \$1.6 billion from signature bonuses. The report also includes data (US \$28 million) for Kurdistan.





NATIONAL REPORT

On the implementation of the Extractive Industry
Transparency Initiative in Kazakhstan

2011

(complete version)



KAZAKHSTAN-2012

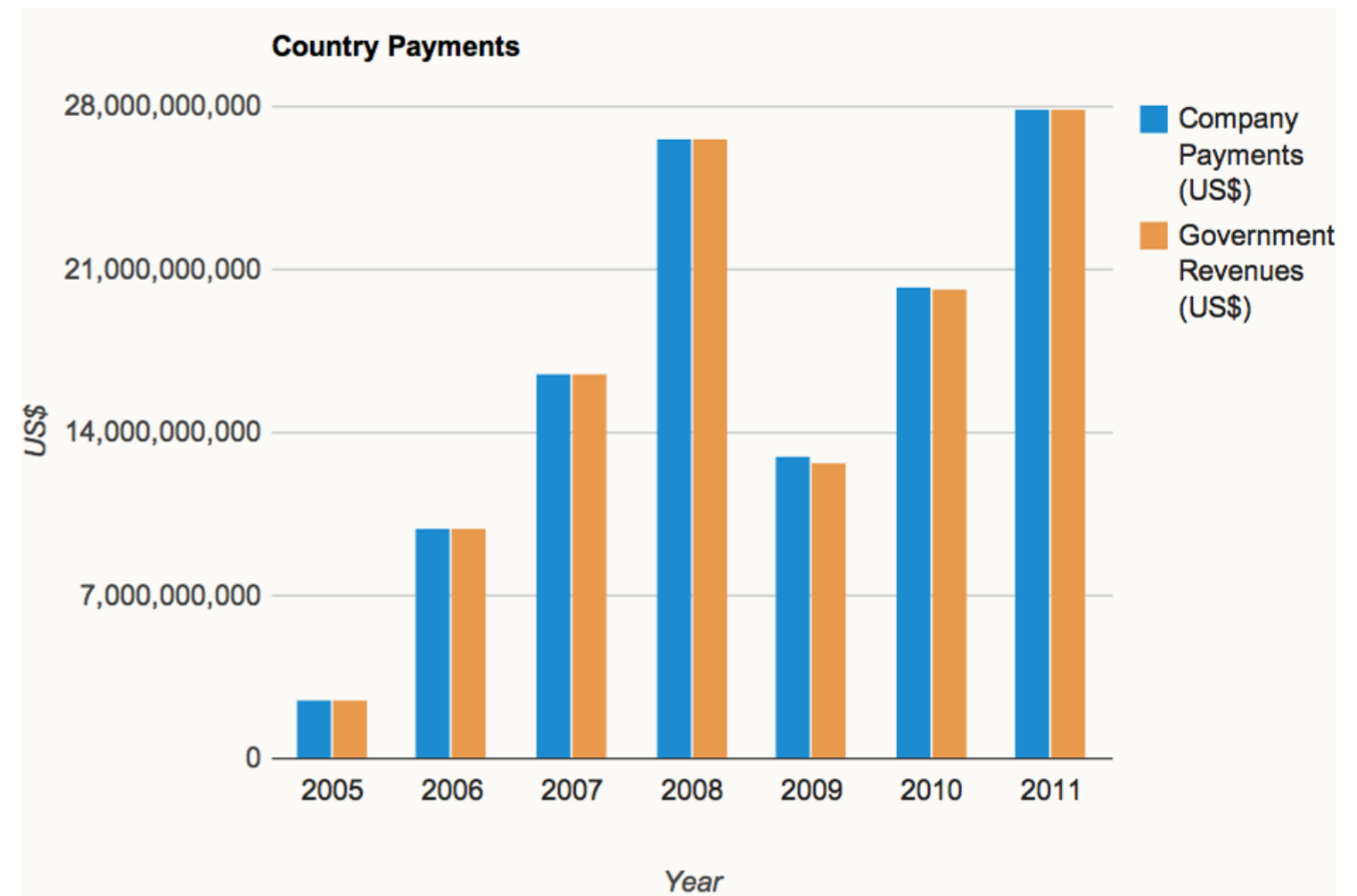


Kazakhstan

Candidate since:	27 September 2007
Latest report:	2011
Government revenue:	US \$27 870 297 402
Population:	16 558 000
Revenue per capita:	US \$1683

Highlights

Revenues from Tengiz, the sixth largest oil field in the world, and Karachaganak, Kazakhstan's largest gas condensate field, together generated 50% of Kazakhstan's revenues from oil and gas in 2011.



Инициатива Прозрачности Добывающих Отраслей

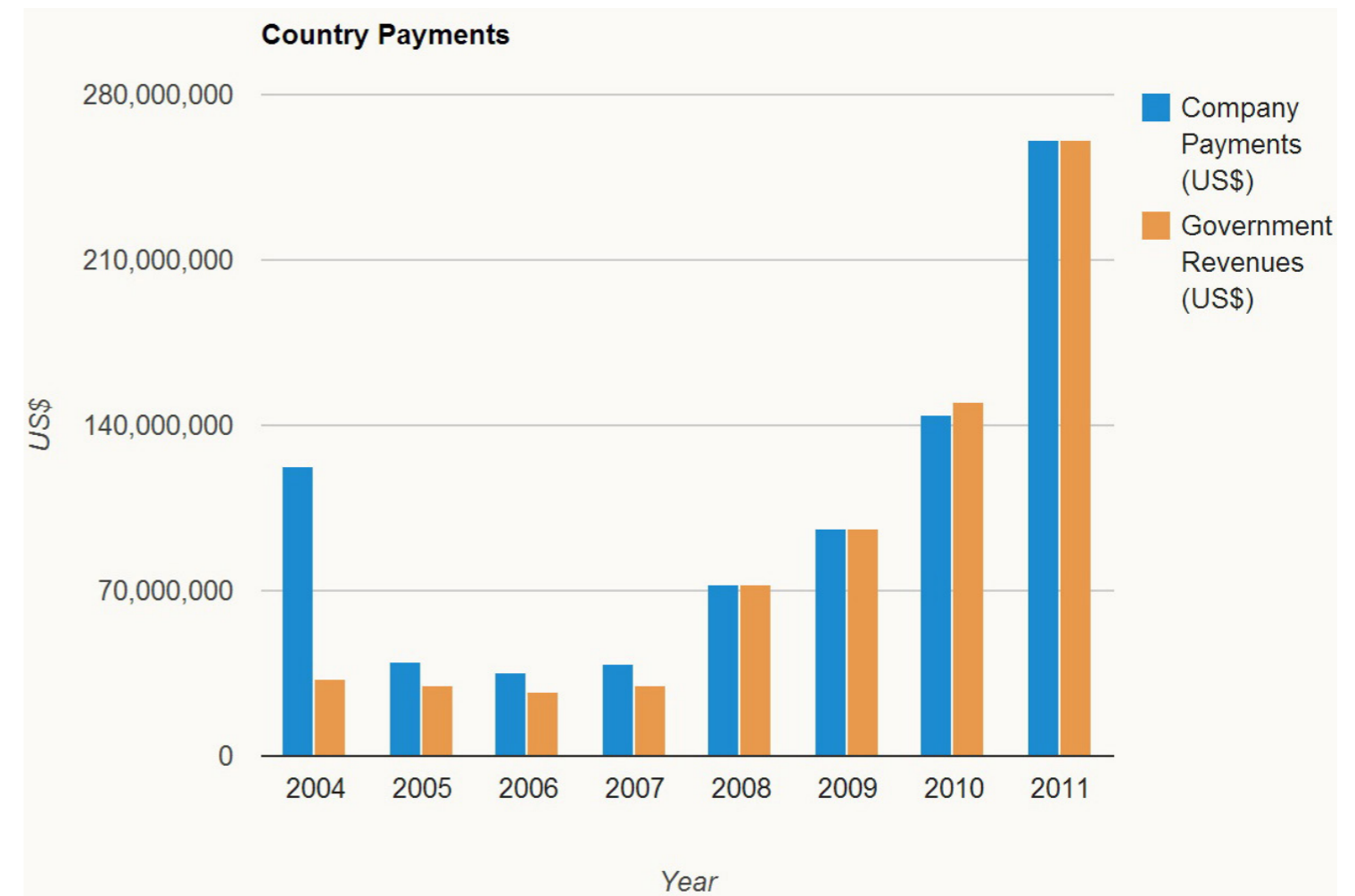
Отчет по независимой сверке данных за год,
закончившийся 31 декабря 2011 года

Kyrgyz Republic

Compliant since:	1 March 2011
Latest report:	2011
Government revenue:	US \$260 777 527
Population:	5 507 000
Revenue per capita:	US \$47

Highlights

Kumtor (Centerra Gold), the leading gold producer, alone accounted for more than 70% of mining revenues and 12% of the country's GDP in 2011.



FINAL REPORT

MOORE STEPHENS

LIBERIA EXTRACTIVE INDUSTRIES TRANSPARENCY INITIATIVE

REPORT ON THE THIRD LEITI RECONCILIATION EXERCISE
COVERING THE PERIOD
1 JULY 2009 TO 30 JUNE 2010

3 MAY 2011

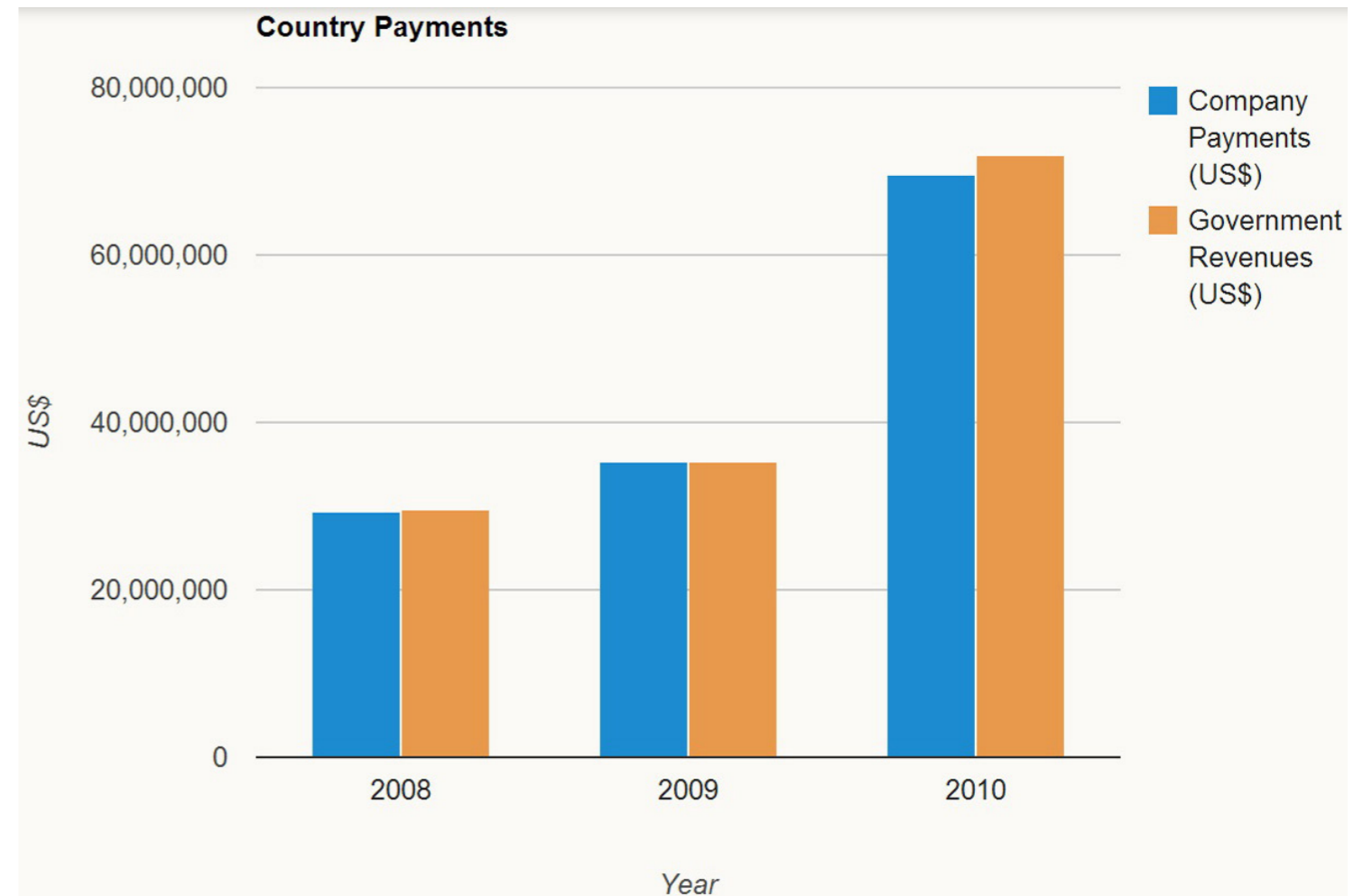
This report was prepared at the request of the LEITI

Liberia

Compliant since:	14 October 2009
Latest report:	2010
Government revenue:	US \$71 895 213
Population:	4 128 000
Revenue per capita:	US \$17

Highlights

The government's revenues for the fiscal year ending June 2010 were US \$72 million, doubling revenues of previous fiscal year. Liberia's reports cover a wide scope, from oil and mining to forestry and agriculture.





**PRESENTATION DU RAPPORT D'AUDIT ET DE
RECONCILIATION DES PAIEMENTS EFFECTUÉS PAR LES
INDUSTRIES EXTRACTIVES A L'ETAT MALAGASY ET DES
RECETTES PERCUES PAR L'ETAT – EXERCICE 2010**

SEPTEMBRE 2012

Réalisé pour le compte de :

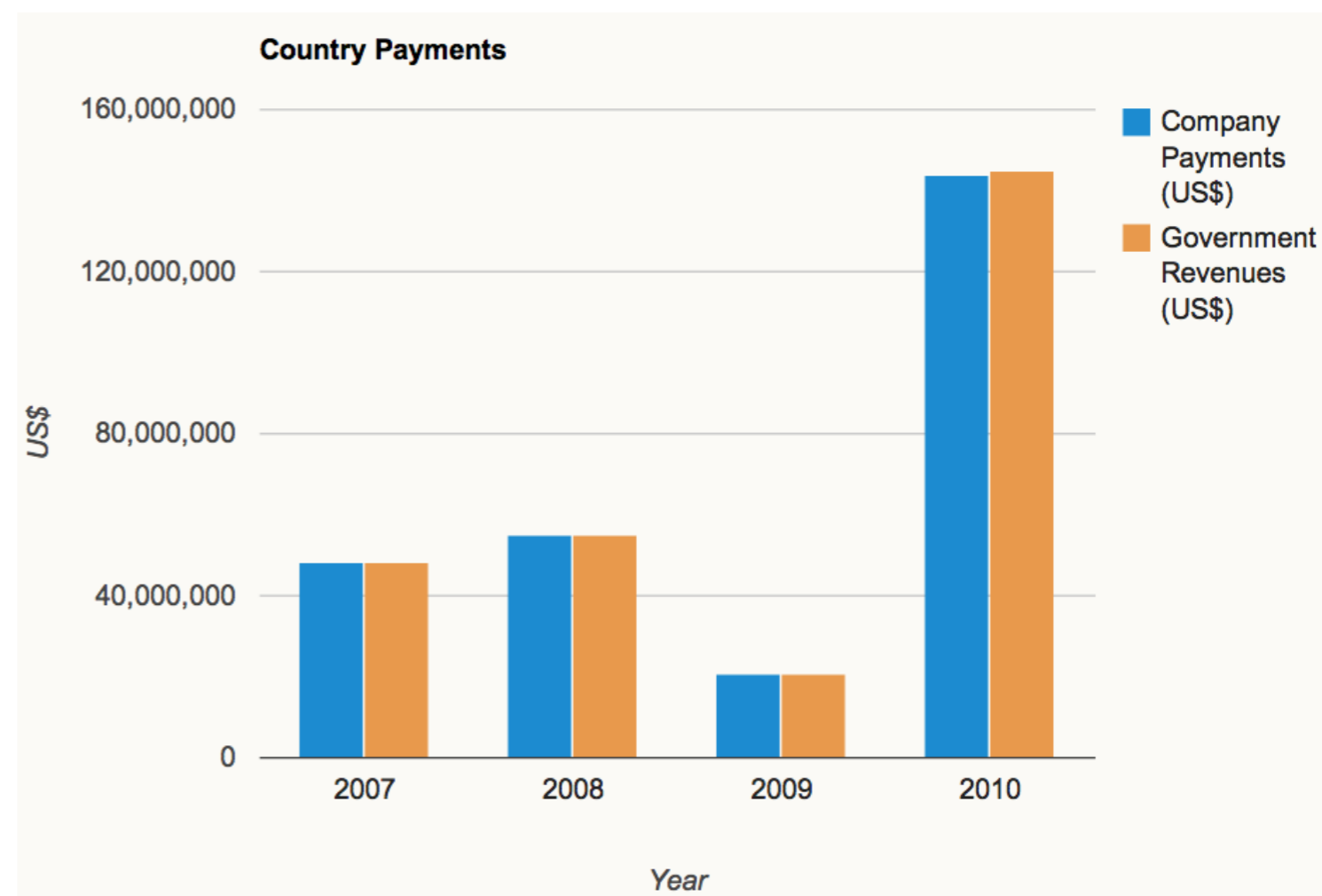
**EXTRACTIVE INDUSTRIES TRANSPARENCY INITIATIVE
(EITI MADAGASCAR)**

Madagascar

Candidate since:	28 February 2008 (suspended)
Latest report:	2010
Government revenue:	US \$144 680 000
Population:	21 315 000
Revenue per capita:	US \$7

Highlights

Madagascar received almost US \$145m from oil, gas and mining companies in 2010, double the 2009 figure.



REPUBLIQUE DU MALI


MINISTERE DES MINES

**COMITE DE PILOTAGE POUR LA MISE EN ŒUVRE
DE L'INITIATIVE POUR LA TRANSPARENCE DANS LES
INDUSTRIES EXTRACTIVES AU MALI**

**RECONCILIATION DES FLUX DE PAIEMENTS EFFECTUES PAR
LES ENTREPRISES EXTRACTIVES ET DES REVENUS PERÇUS
PAR L'ETAT AU COURS DE L'EXERCICE 2010**

RAPPORT FINAL

Décembre 2012



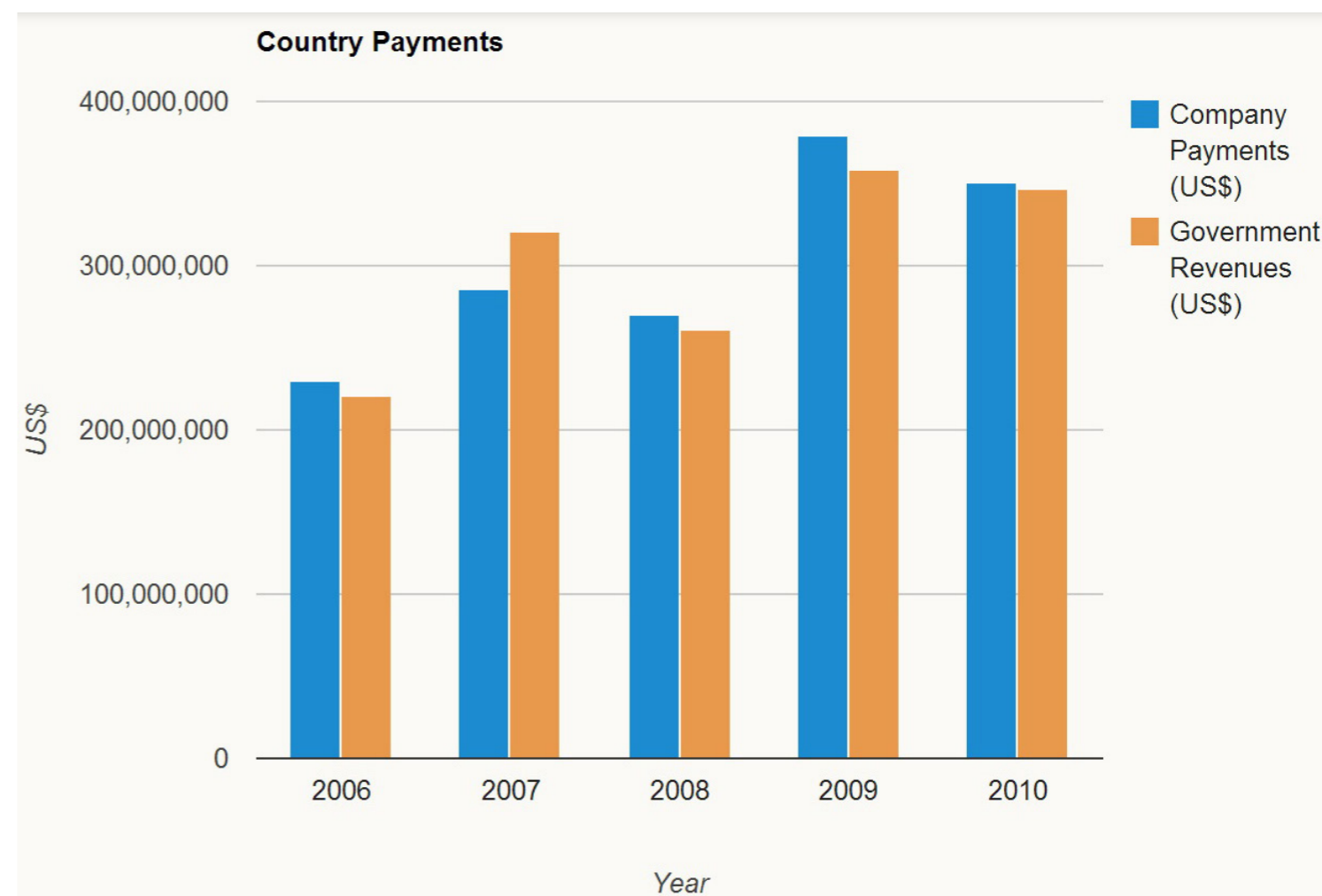
Le présent rapport a été établi à la demande du Secrétariat Permanent ITIE au Mali. Les avis qui y sont exprimés sont ceux du Conseil d'Administration et ne reflètent en aucun cas l'avis officiel du Secrétariat Permanent ITIE. Ce rapport a été établi à l'usage exclusif du Secrétariat Permanent ITIE et il ne doit pas être utilisé par d'autres parties ni à des fins autres que celles auxquelles il est destiné.

Mali

Compliant since:	29 August 2011
Latest report:	2010
Government revenue:	US \$346 549 046
Population:	15 839 000
Revenue per capita:	US \$22

Highlights

In 2010, Mali received US \$350 million from its mining sector down from US \$380 million in 2009. The report contains a strong recommendation to improve the reliability of the data.



REPUBLIQUE ISLAMIQUE DE MAURITANIE

INITIATIVE POUR LA TRANSPARENCE
DANS LES INDUSTRIES EXTRACTIVES



Rapport de l'Administrateur indépendant de l'ITIE
sur les revenus de l'année 2009



42, avenue Montaigne
75008 Paris - FRANCE

1 Hedden Street
London W1R 1BB - UK

©Fair Links SARL - RCS Paris 501 284 764

Octobre 2011

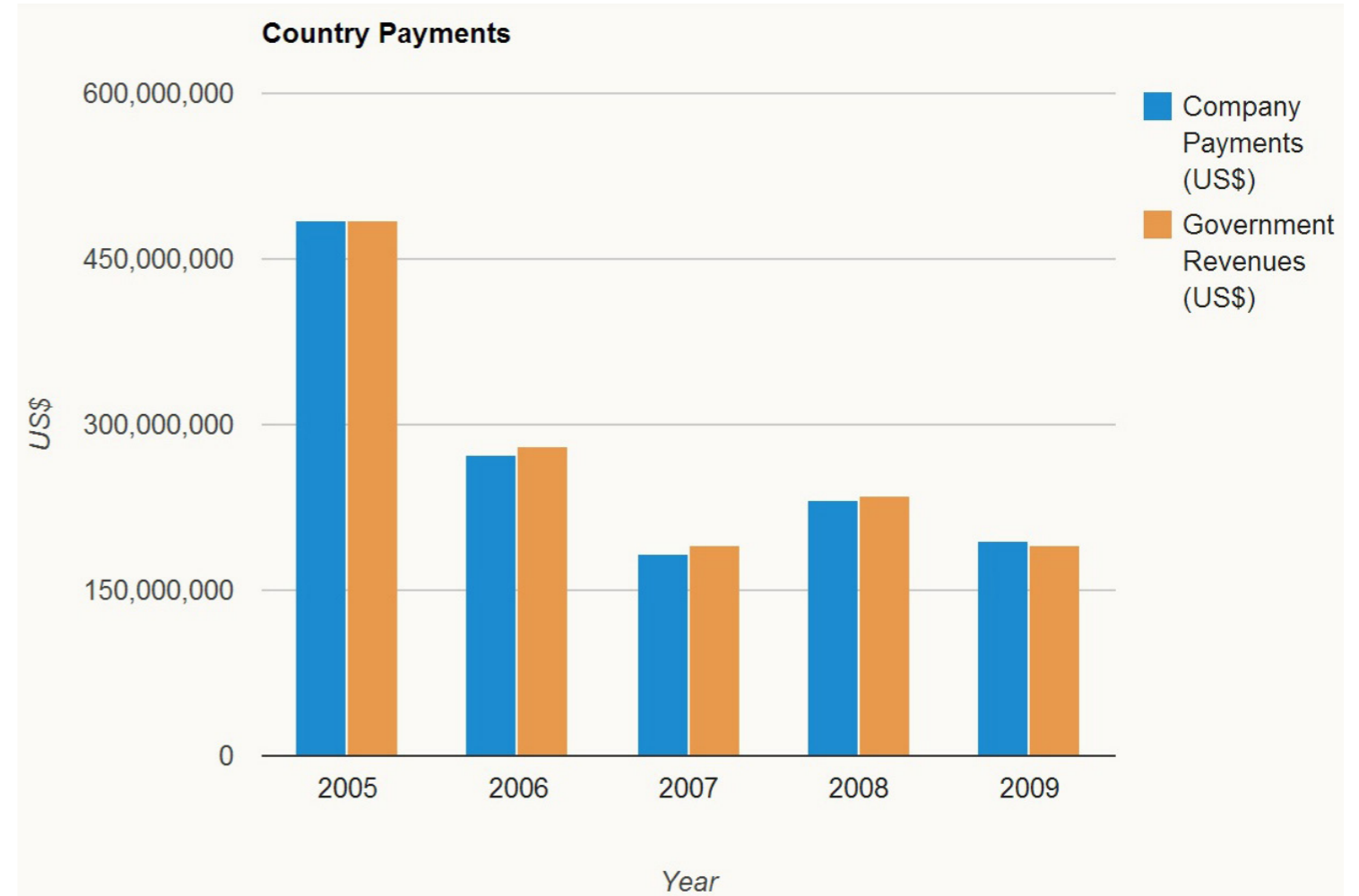


Mauritania

Candidate since:	15 February 2012 (<i>suspended</i>)
Latest report:	2009
Government revenue:	US \$191 160 000
Population:	3 541 000
Revenue per capita:	US \$54

Highlights

In 2009, Mauritania's extractive industries accounted for 80% of total export earnings and around 37% of GDP. Oil production started in 2006 and yielded significant revenues before falling off that same year due to technical and contractual difficulties. It hasn't recovered since. Mauritania aims to publish its 2010, 2011 and 2012 reports in 2013.





HART NURSE LTD



ULAANBAATAR AUDIT CORPORATION LLC

MONGOLIA EXTRACTIVE INDUSTRIES TRANSPARENCY INITIATIVE (MEITI)

MONGOLIA SIXTH EITI RECONCILIATION REPORT 2011



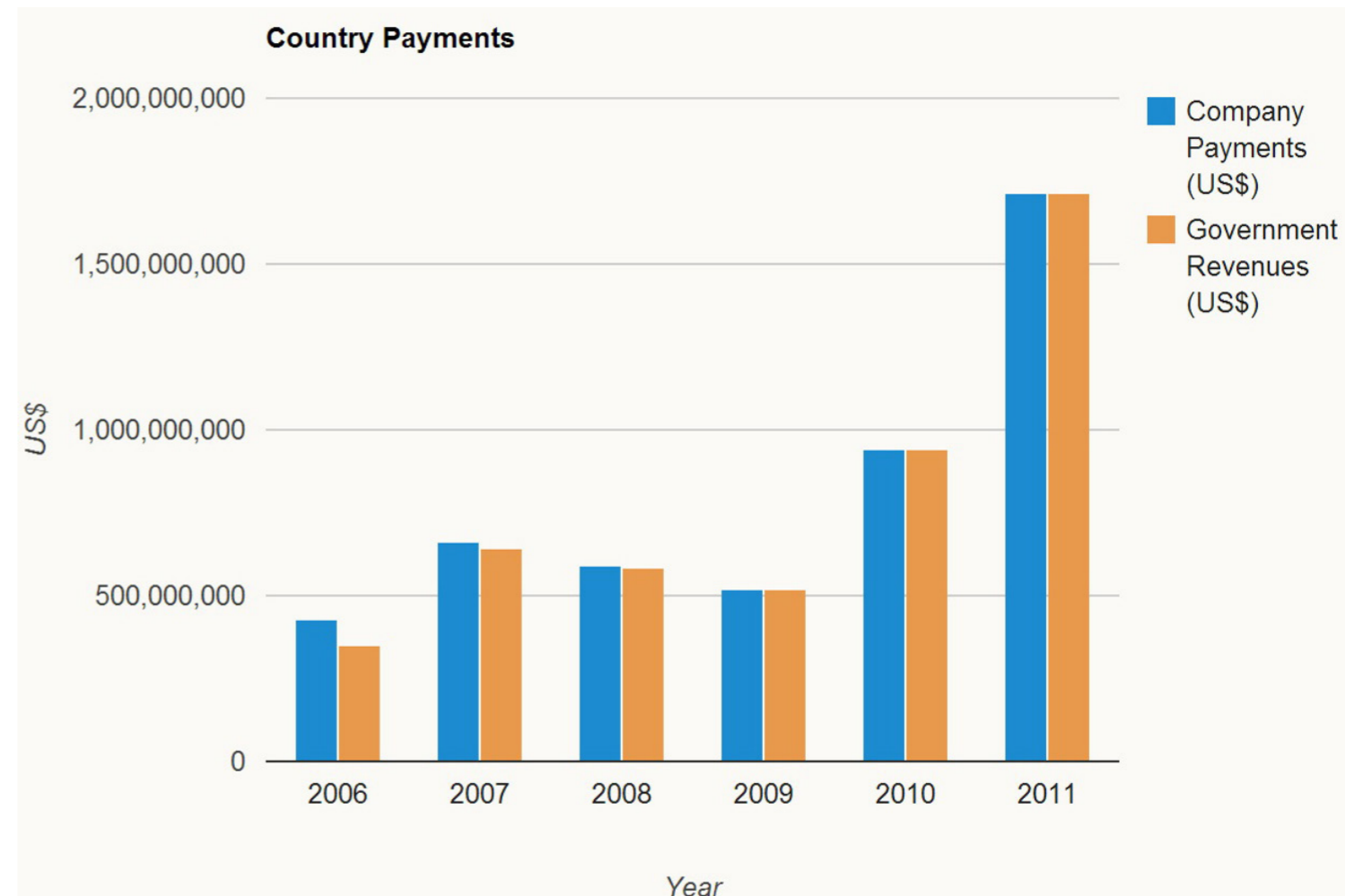
Ulaanbaatar City
November 2012

Mongolia

Compliant since:	19 October 2009
Latest report:	2011
Government revenue:	US \$1 716 856 381
Population:	2 800 000
Revenue per capita:	US \$61

Highlights

Mongolia's 2011 report covers over US \$1.5 billion in government revenues, a 60% increase compared to 2010, and includes data on environmental rehabilitation and the implementation of international financial reporting standards.



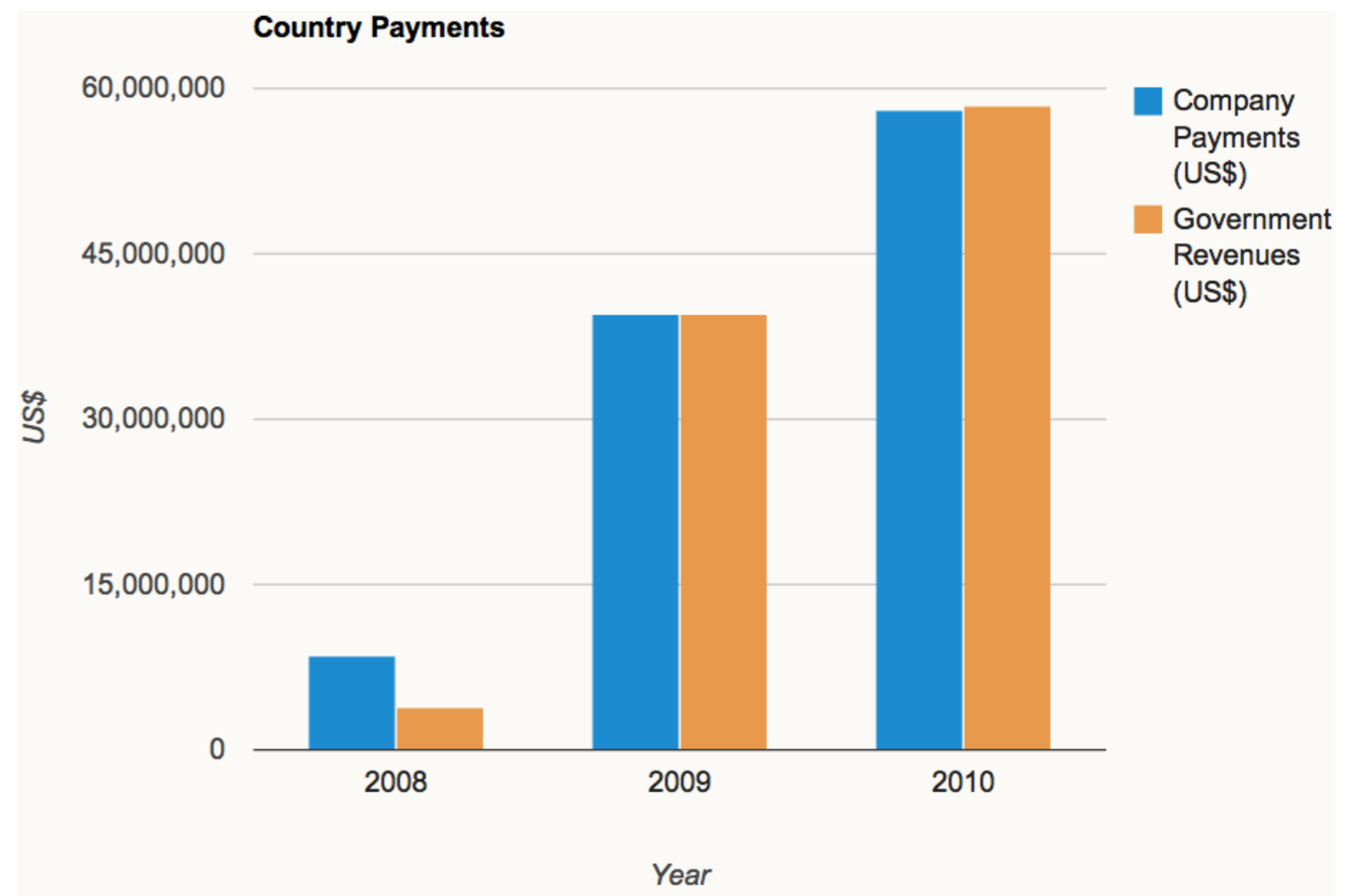


Mozambique

Compliant since:	26 October 2012
Latest report:	2010
Government revenue:	US \$58 518 235
Population:	23 929 000
Revenue per capita:	US \$2

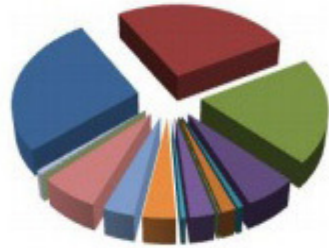
Highlights

There was an 80% increase in government revenue from gas production in Mozambique in 2010.



EITI Mozambique
Extractive Industry Transparency Initiative

Third Reconciliation Report - Year 2010



RAPPORT DE MISSION
COLLECTE ET RECONCILIATION
PAIEMENTS ET REVENUS
(MINIERS, PETROLIERS ET GAZIERS)
ANNEE 2010

Rapport Définitif

JUIN 2012

Administrateur Indépendant

GUILBERT & ASSOCIATES

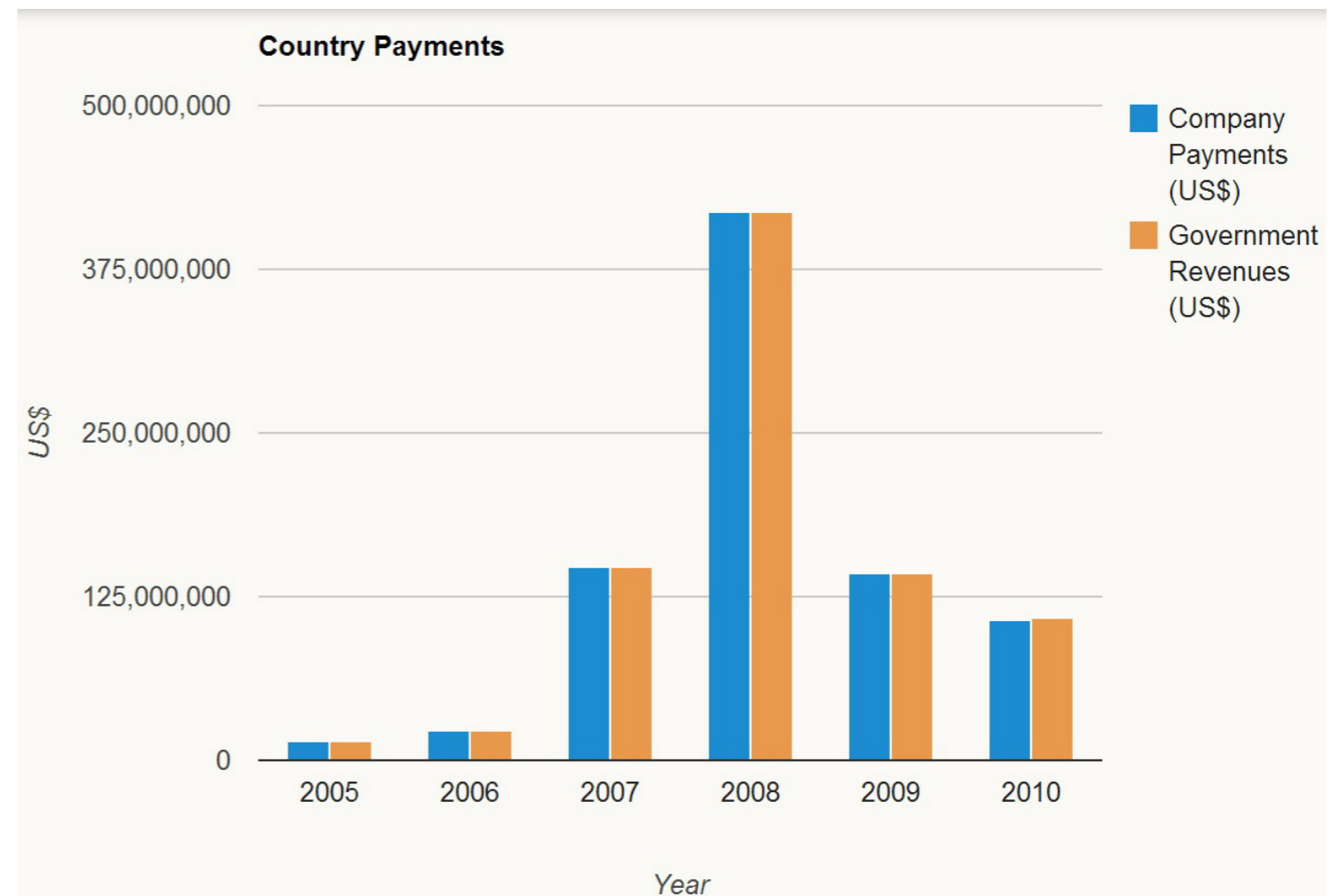
Management Consulting

Niger

Compliant since:	1 March 2011
Latest report:	2010
Government revenue:	US \$109 503 000
Population:	16 068 000
Revenue per capita:	US \$7

Highlights

Niger received US \$107 million from its mining industry in 2010, down from US \$143 million in 2009. Its 2011 report is expected to include the oil sector.



Financial Audit: An Independent Report Assessing and Reconciling Financial Flows within Nigeria's Oil and Gas Industry - 2009 to 2011.

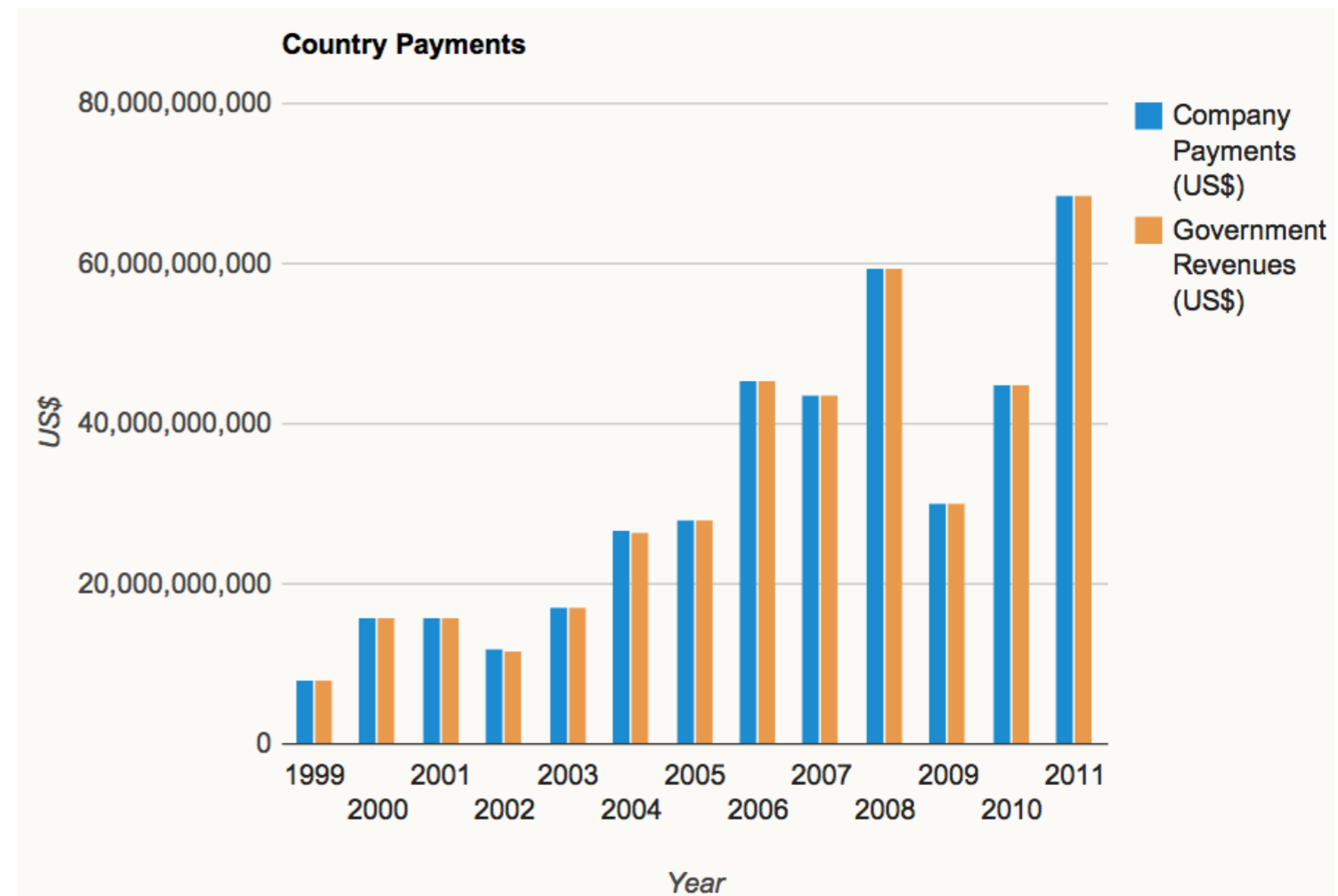


Nigeria

Compliant since:	1 March 2011
Latest report:	2011
Government revenue:	US \$68 442 328 000
Population:	162 470 000
Revenue per capita:	US \$421

Highlights

Nigerian treasury received US \$68 billion in 2011 from its oil and gas industry with more than half of the revenues coming from the sale of the government's entitlements to oil and gas. 2011 revenues were more than 50% up from 2010. 2011 fiscal revenues represents US \$421 for every Nigerian.



Extractive Industries Transparency Initiative Sammenstilling og avstemming av pengestrømmer fra petroleumsvirksomheten i Norge 2011

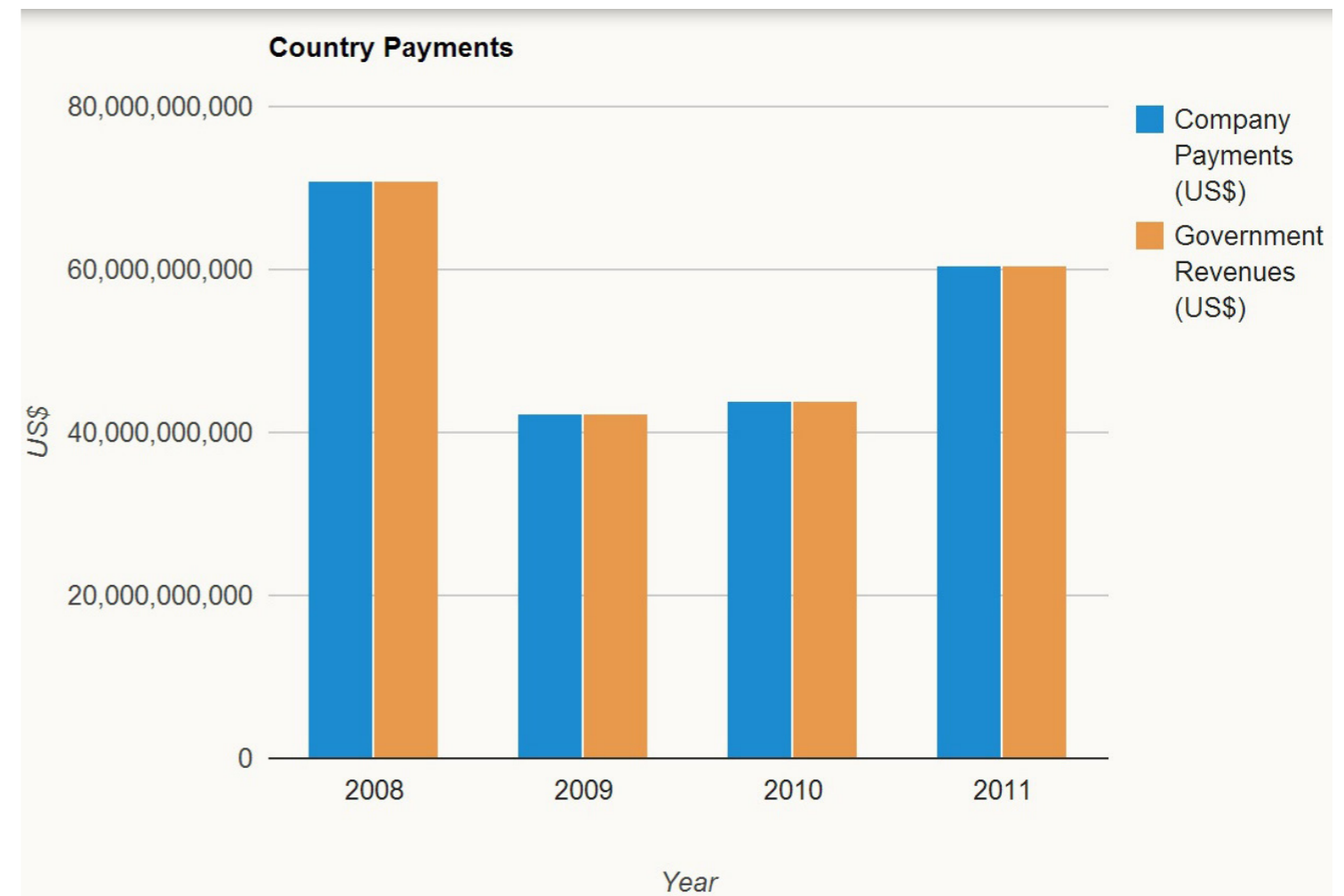


Norway

Compliant since:	1 March 2011
Latest report:	2011
Government revenue:	US \$60 421 715 742
Population:	4 952 000
Revenue per capita:	US \$12201

Highlights

Government revenues were US\$ 60 billion in 2011, up 36% compared to 2010, which equates to US\$ 12 000 per capita. As in all Norwegian EITI Reports, there were no unresolved discrepancies.




Producto 3: Informe Final

Segundo Estudio Nacional de Conciliación de la Iniciativa de Transparencia para las Industrias Extractivas (ITIE) en el Perú (2008 - 2010) - Versión Final

Consultoría para la Comisión Multisectorial de Trabajo del ITIE Perú

13 de diciembre de 2011

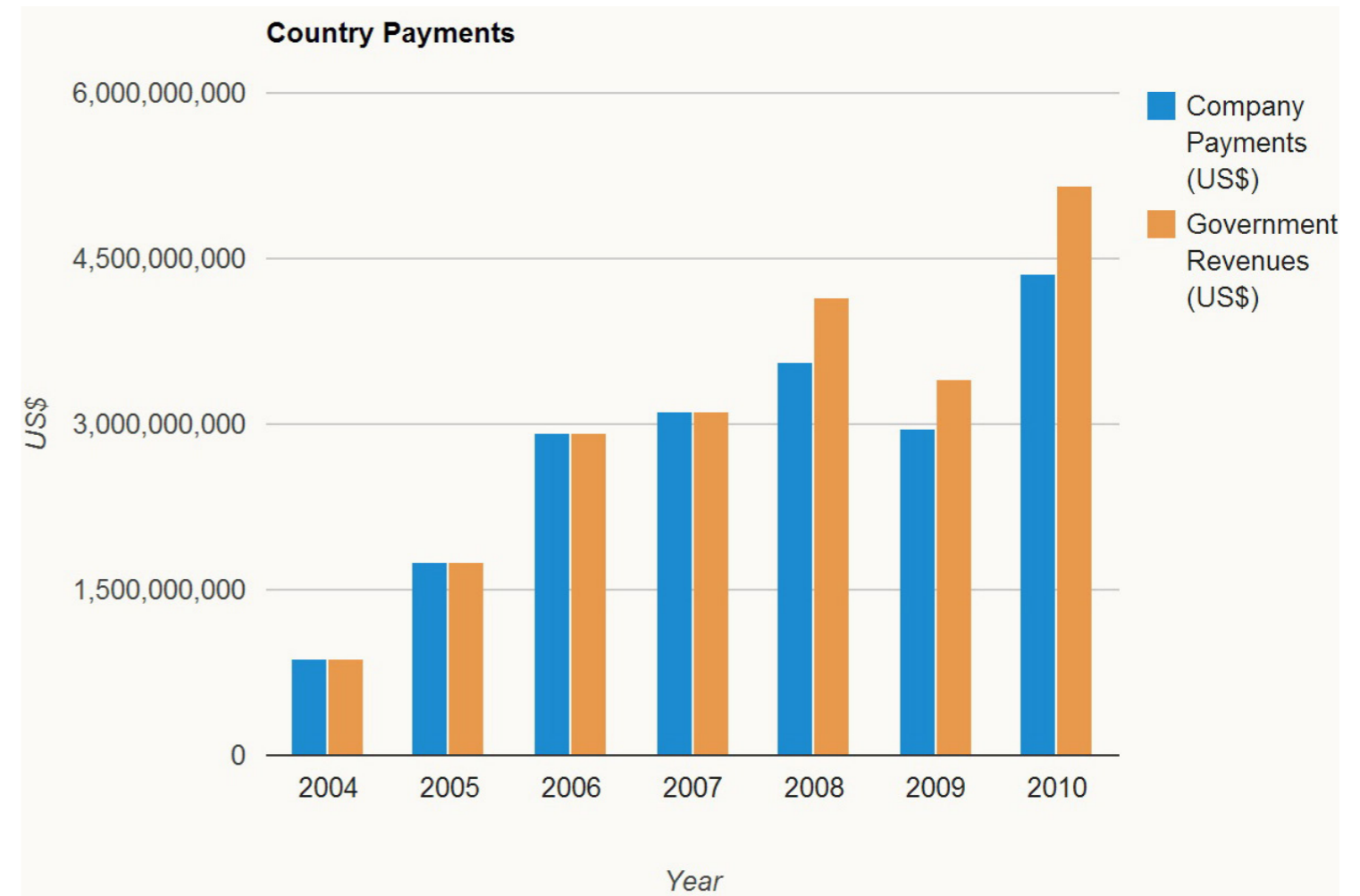
 ERNST & YOUNG
Quality In Everything We Do

Peru

Compliant since:	15 February 2012
Latest report:	2010
Government revenue:	US \$5 154 000 000
Population:	29 400 000
Revenue per capita:	US \$175

Highlights

Peru's fiscal revenues in 2010 reached US \$5 billion, up 50% from 2009. 60% of revenues comes from corporate income taxes. Peru's reports include information of mandatory transfers from central government to regions and information about social payments from industry.



SLEITI

Sierra Leone
Extractive Industries
Transparency Initiative

2nd Reconciliation Report (2008-2010)

Prepared by
Boas & Associates
P.O.Box AT 1367
Achimota - Accra, Ghana
Mobile: +233 244 326838
Email: ass@boas@yahoo.com

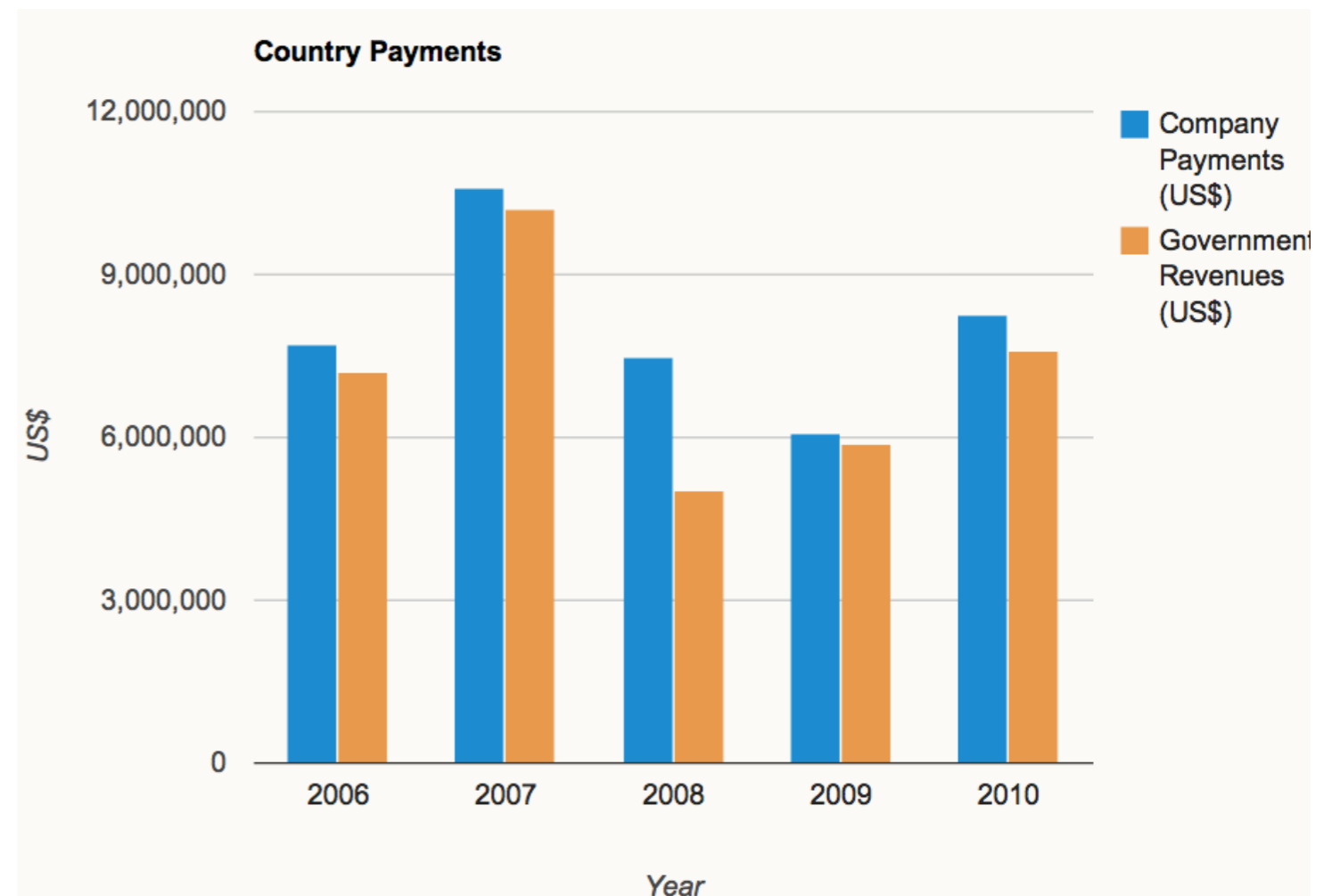


Sierra Leone

Candidate since:	22 February 2008 (suspended)
Latest report:	2010
Government revenue:	US \$7 586 793
Population:	5 997 000
Revenue per capita:	US \$1

Highlights

Sierra Leone's fiscal revenues from mining and oil totalled just US \$8.2 million in 2010, which represents US \$1.4 per capita. The revenues have been fairly stable since 2006.





Mpango wa Uhamasishaji Uwazi katika
Mapato ya Madini, Gesi asili na Mafuta


SECOND RECONCILIATION REPORT

for

Tanzania Extractive Industries Transparency Initiative (TEITI) for the year ended June 30, 2010

Prepared by
BDO East Africa in Association with
Paulsam Geo-Engineering Limited

May 2012

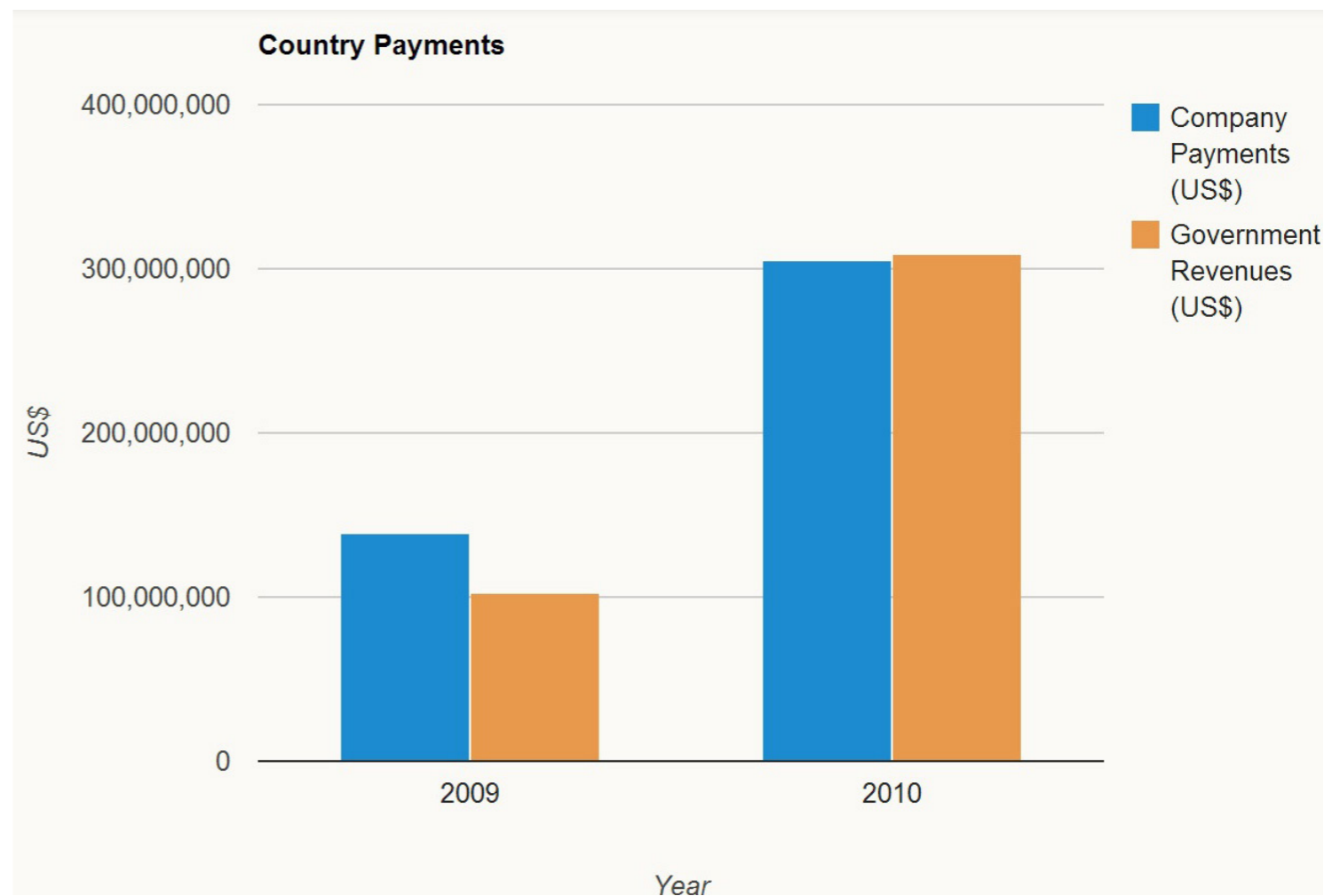


Tanzania

Compliant since:	12 December 2012
Latest report:	2010
Government revenue:	US \$309 407 926
Population:	46 220 000
Revenue per capita:	US \$7

Highlights

Tanzania received more than US \$300 million from the gas and mining sector in 2009-10, up almost three times from 2008-09.





**TIMOR-LESTE EXTRACTIVE INDUSTRIES
TRANSPARENCY INITIATIVE (TL-EITI)**

**INDEPENDENT RECONCILIATION REPORT
FOR THE YEAR 2011**

December 2012



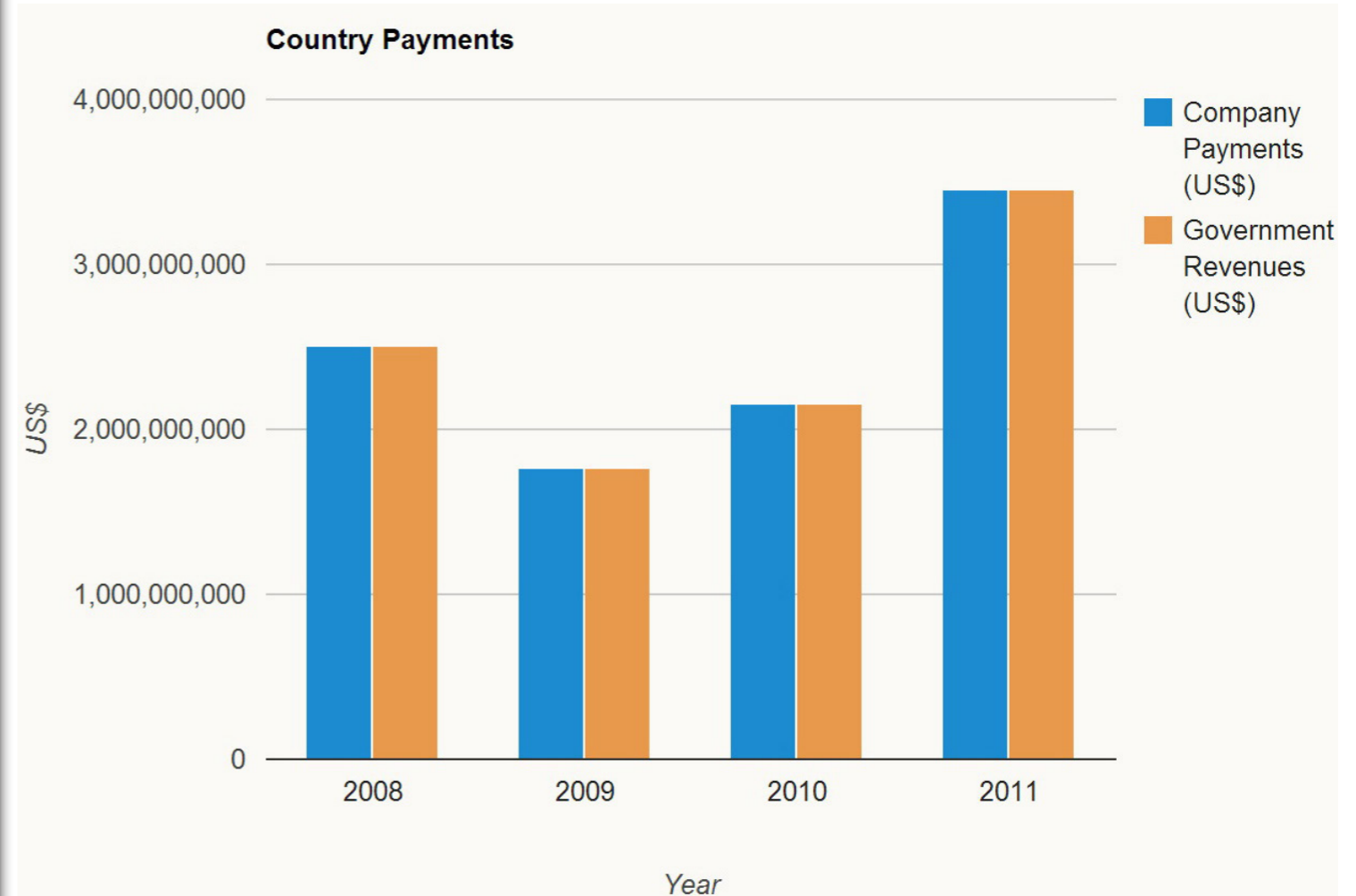
This report has been prepared at the request of the Multi-Stakeholder Working Group charged with the implementation of the Extractive Industries Transparency Initiative in Timor-Leste (TL-EITI). The views expressed in the report are those of the Independent Reconcilers and in no way reflect the official opinion of the TL-EITI Secretariat. This report has been prepared exclusively for use by TL-EITI and must not be used by other parties, nor for any purposes other than those for which it is intended.

Timor-Leste

Compliant since:	1 July 2010
Latest report:	2011
Government revenue:	US \$3 453 285 817
Population:	1 125 000
Revenue per capita:	US \$3 070

Highlights

In 2010, annual government revenues jumped 22% to US \$2.15 billion, and by a further 60% in 2011 to US \$3.45 billion. This equates to over US \$3 000 per capita per annum. The Petroleum Fund now has in excess of US \$11 billion, about US \$10 000 per capita.





MOORE STEPHENS

REPUBLIQUE TOGOLAISE


Travail-Liberté-Patrie

Initiative pour la Transparence dans les Industries Extractives

ITIE TOGO

**COLLECTE ET RÉCONCILIATION DES PAIEMENTS EFFECTUES
PAR LES INDUSTRIES EXTRACTIVES A L'ETAT ET LES
RECETTES PERCUES PAR L'ETAT DES DITES INDUSTRIES
POUR L'ANNEE 2010**

Mars 2012



Le présent rapport a été établi à la demande du Comité de Pilotage de mise en œuvre de l'initiative pour la Transparence dans les Industries Extractives au Togo (ITIE Togo). Les avis qui y sont exprimés sont ceux du Conciliateur indépendant et ne reflètent en aucun cas l'avis officiel de l'ITIE Togo. Ce rapport a été établi à l'usage exclusif de l'ITIE Togo et il ne doit pas être utilisé par d'autres parties ni à des fins autres que celles auxquelles il est destiné.

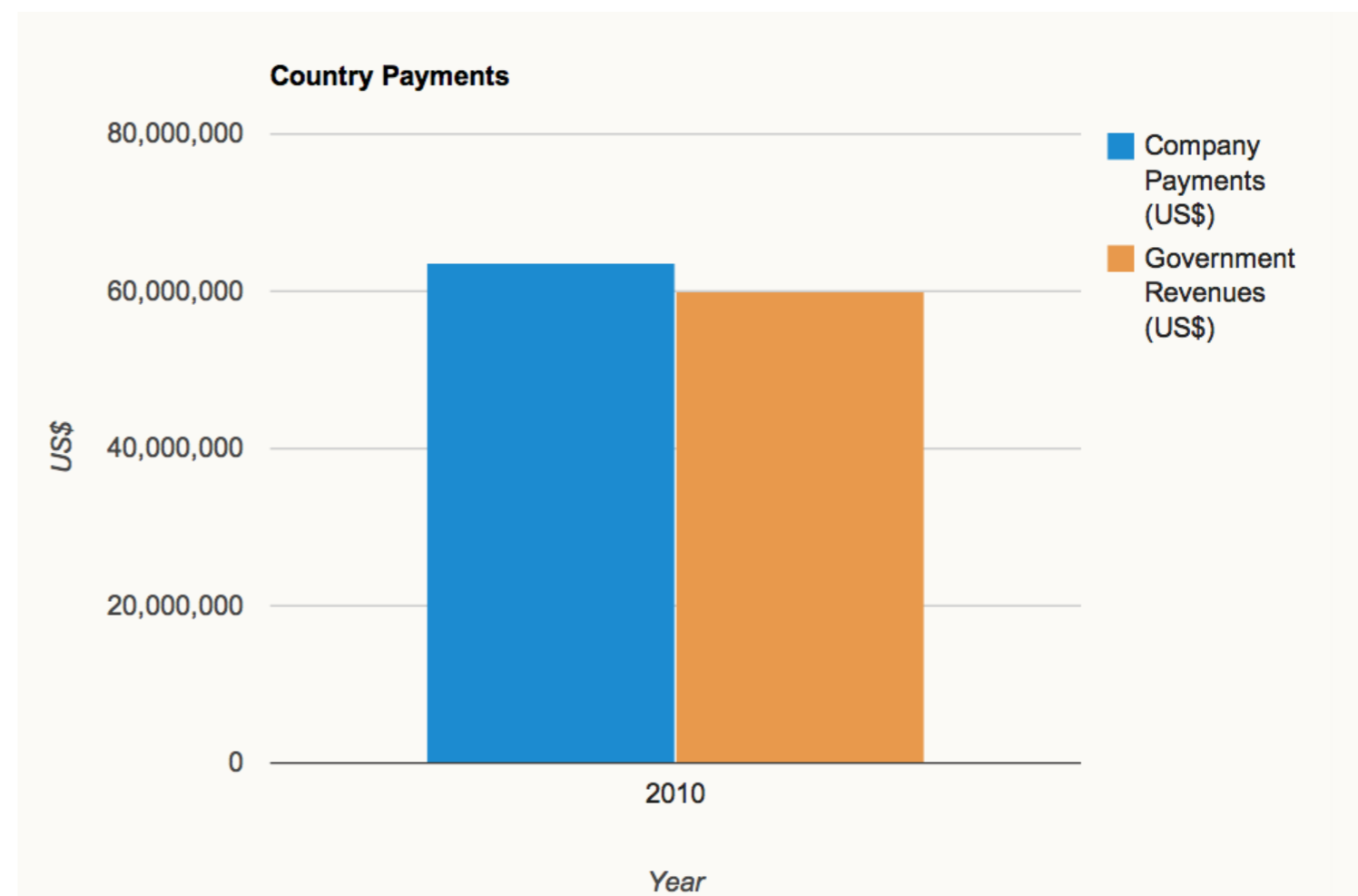


Togo

Candidate since:	19 October 2010
Latest report:	2010
Government revenue:	US \$60 128 720
Population:	6 155 000
Revenue per capita:	US \$10

Highlights

Togo's 2010 EITI Report includes revenues received from water extraction.





HART NURSE LTD
Chartered Accountants



Vision
Consulting Ltd

YEMEN EXTRACTIVE INDUSTRIES TRANSPARENCY INITIATIVE (YEITI)

Yemen First EITI Reconciliation Report 2005, 2006, and 2007



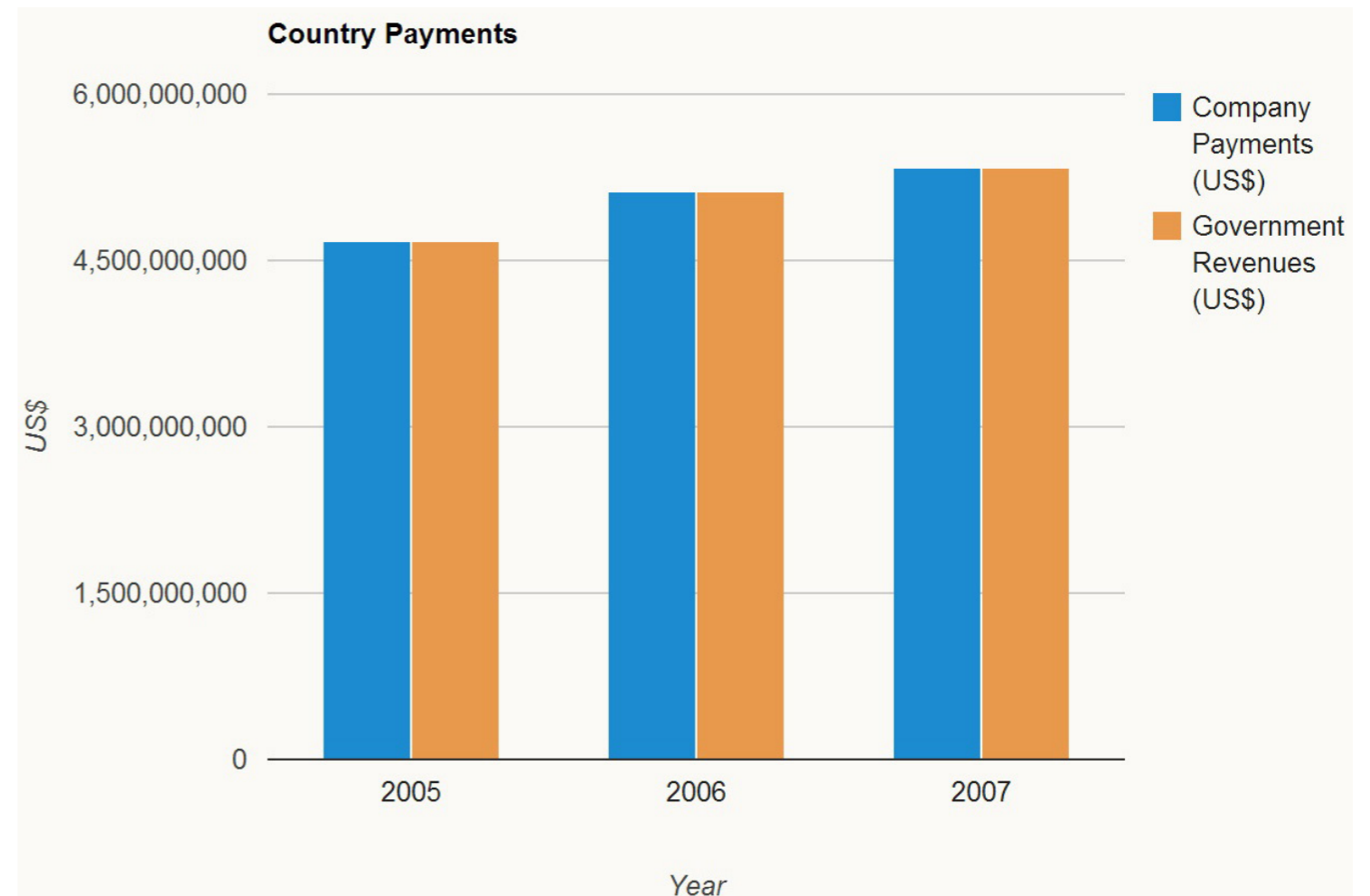
Sana'a
October 2010

Yemen

Compliant since:	1 March 2011 (suspended)
Latest report:	2007
Government revenue:	US \$5 331 000 000
Population:	24 799 000
Revenue per capita:	US \$215

Highlights

Due to its political crisis, Yemen's latest report covers 2007.



ZAMBIA EXTRACTIVE INDUSTRIES TRANSPARENCY INITIATIVE (ZEITI)

INDEPENDENT RECONCILIATION REPORT FOR THE YEAR 2009

March 2012



Zambia

Compliant since:	19 September 2012
Latest report:	2012
Government revenue:	US \$533 783 358
Population:	13 474 000
Revenue per capita:	US \$39

Highlights

The government received more than US \$500 million from the mining sector in 2009, up almost 50% from 2008. Increases in copper output, investment and price has contributed to much of this increase.

