

ҰЛТТЫҚ ЕСЕП

ЖАЛПЫҒА АРНАЛҒАН НҰСҚАСЫ

НАЦИОНАЛЬНЫЙ ОТЧЕТ

ПОПУЛЯРНАЯ ВЕРСИЯ

NATIONAL

POPULAR VERSION

ӨСАБ КАЗАХСТАН

Қазақстан Республикасында өндіруші салалар ашықтығы бастамасын іске асыру.

ИПДО КАЗАХСТАН

Реализация инициативы прозрачности добывающих отраслей в Республике Казахстан.

EITI KAZAKHSTAN

Implementation of the extractive industry transparency initiative in the Republic of Kazakhstan.



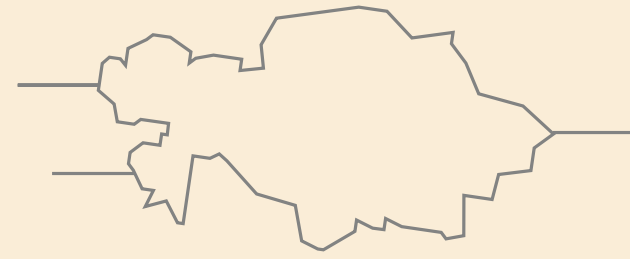
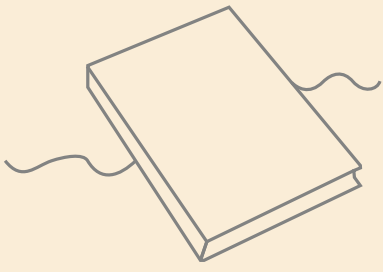
МУНАЙҒАЗ СЕКТОРЫ
НЕФТЕГАЗОВЫЙ СЕКТОР
OIL AND GAS SECTOR



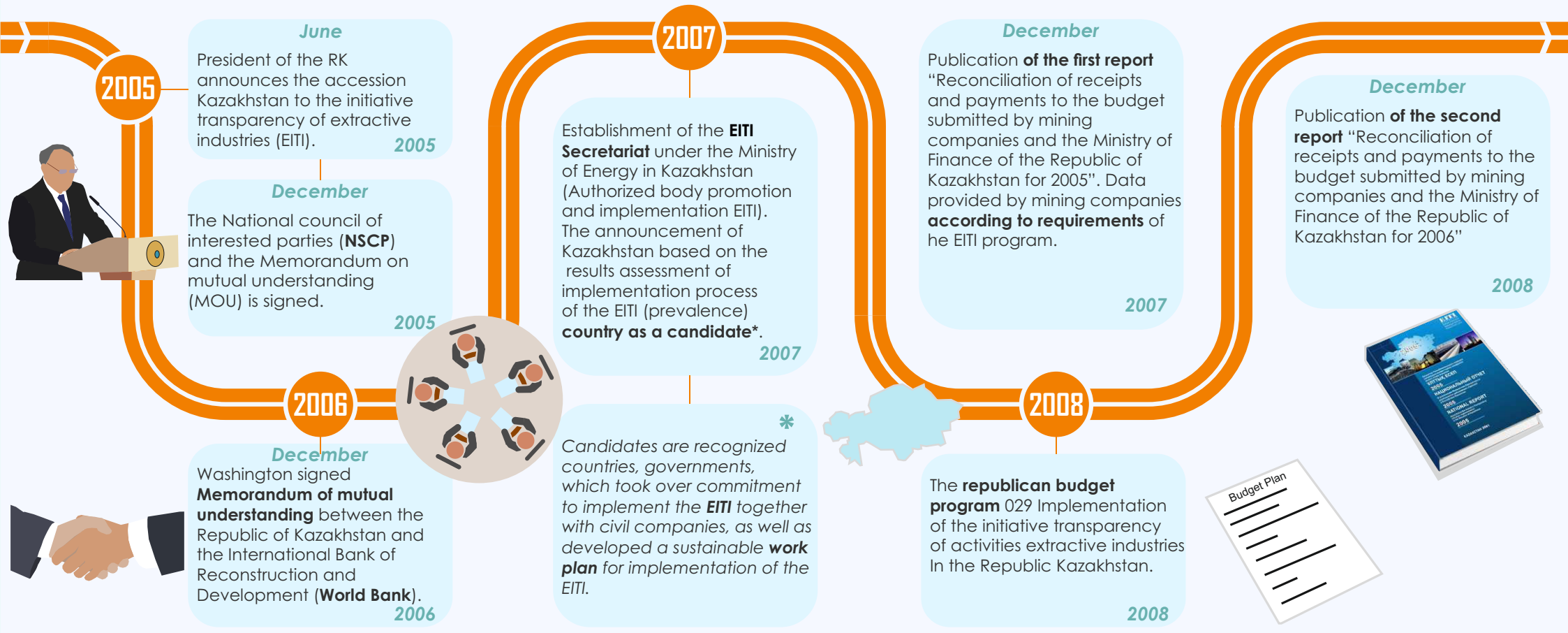
ТАУ-КЕН СЕКТОРЫ
ГОРНОРУДНЫЙ СЕКТОР
MINING SECTOR

2017

The HISTORY OF EITI KAZAKHSTAN



The EITI is a global standard developed to promote greater transparency and accountability in countries, possessing rich oil, gas and / or mineral resources. The initiative was supported by international coalition of developing countries, donors, extractive companies, civil societies, investors and international organizations



2005

June

President of the RK announces the accession Kazakhstan to the initiative transparency of extractive industries (EITI). 2005

December

The National council of interested parties (NSCP) and the Memorandum on mutual understanding (MOU) is signed. 2005

2006

December

Washington signed Memorandum of mutual understanding between the Republic of Kazakhstan and the International Bank of Reconstruction and Development (World Bank). 2006

2007

Establishment of the EITI Secretariat under the Ministry of Energy in Kazakhstan (Authorized body promotion and implementation EITI). The announcement of Kazakhstan based on the results assessment of implementation process of the EITI (prevalence) country as a candidate*. 2007

December

Publication of the first report "Reconciliation of receipts and payments to the budget submitted by mining companies and the Ministry of Finance of the Republic of Kazakhstan for 2005". Data provided by mining companies according to requirements of he EITI program. 2007

2008

December

Publication of the second report "Reconciliation of receipts and payments to the budget submitted by mining companies and the Ministry of Finance of the Republic of Kazakhstan for 2006" 2008

*

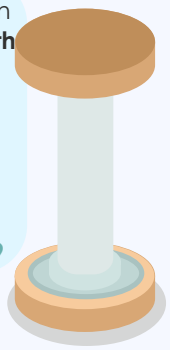
Candidates are recognized countries, governments, which took over commitment to implement the EITI together with civil companies, as well as developed a sustainable work plan for implementation of the EITI.

2008

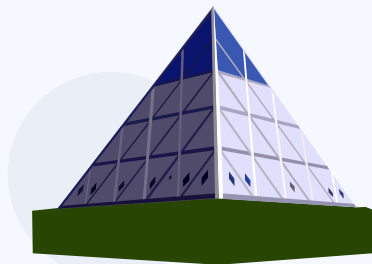
The republican budget program 029 Implementation of the initiative transparency of activities extractive industries In the Republic Kazakhstan.



Presenting Kazakhstan the EITI prize on the 4th international conference in Doha (Qatar) for its success in advancement of principles and importance EITI in the country. 2009



February - May
The reconciliation process (validation) of implementation of the EITI begins in Kazakhstan. 2013



2009

Participation in the meeting of the Government of Kazakhstan of representatives of NGOs participating in the implementation of the EITI. 2009

2010

Additions were made to the New Law "On Subsoil and Subsoil Use" Art.76, item 6 On observance by subsoil users of the MOU. 2010

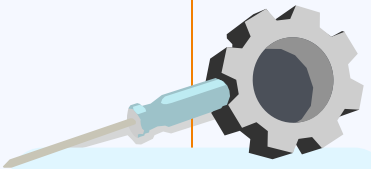
2011

An NGO dialogue platform promoting the EITI in the Republic of Kazakhstan was created. 2011

2012

June
The process of reconciliation of the EITI implementation begins in Kazakhstan. Reconciliation (validation) compliance with the criteria for the EITI implementation process are carried out by an independent expert or experts. 2009

The 2009 validation report revealed discrepancies in the EITI standards. 2012



The EITI International Secretariat decided to give Kazakhstan 18 months to correct the deficiencies. 2012

2013

February - May
Validation process (validation) for compliance with international EITI standard requirements. 2013

October, 9
An updated MoU was signed in the framework of the Vth National EITI Conference. 2013

2014

Visit of the Chair of the International EITI Board Mrs. Claire Shot to Kazakhstan. 2014

2015

Regional akimat conduct public discussions on the effectiveness of the EITI implementation in the regions. 2015

2016

October
35th meeting of the International EITI Board in Astana (Kazakhstan). 2016



October, 17
Based on the validation results, the EITI International Board assesses Kazakhstan's compliance with all EITI requirements and is assigned the "EITI follower country" status. 2013



2017

September
The annual IX National EITI Conference in an interactive mode held and provided by panel discussions within the framework of the Kazenergy. 2017

2018

February, 13
According to the results of the next validation by the International Board EITI has recognized significant progress and made recommendations to fully achieve the EITI Standard 2018



How does the EITI work?

The results are published by promoting **awareness** and discussions about how a country can better manage its **rich natural resources**.



13 National EITI Reports were published during EITI implementation, in **2005-2017**. All of them are available on the National EITI website [www.eiti.geology.gov.kz], as well as on the website of the EITI International Secretariat [www.eiti.org].

State revenues and payments of companies are disclosed along with other information in **the extractive** sector.

National Interested Group of Parties (Government, industry and civil society) decides **how their** EITI process should work.

Basic data of the national report for 2017

* Mining companies paid to the budget of Kazakhstan - **3.9 trillion tenge**


Total taxes and other mandatory payments from mining companies

3 893 302 349 (In KZT thousands)

3 298 530 398 (84,7 %)

Tax and other payments to the budget from the payers of the oil and gas sector, incl. for reconciliation


3 272 904 740 (99,2%)



594 771 951 (15,3%)




Tax payments to the budget from payers of the mining sector, incl. for reconciliation

584 832 409 (98,3%)



DISTRIBUTION OF TAXES AND OTHER MANDATORY PAYMENTS

(KZT thousands)

		including reconciliation		
To the National Fund of Kazakhstan	2 033 364 182	2 029 674 768	(99,8%)	
To the Republican budget	1 522 845 720	1 497 023 163	(98,3%)	
To the Local budgets	337 092 447	331 039 218	(98,2%)	

The National Report presents data from **163 extractive companies with large taxes**


72

oil sector
(>1 billion KZT per year)



91

mining sector
(>100 mln KZT per year)



INCOME TO THE STATE FROM SUBSUSERS

OIL AND GAS SECTOR
[3 298 530 398] (thous.KZT)

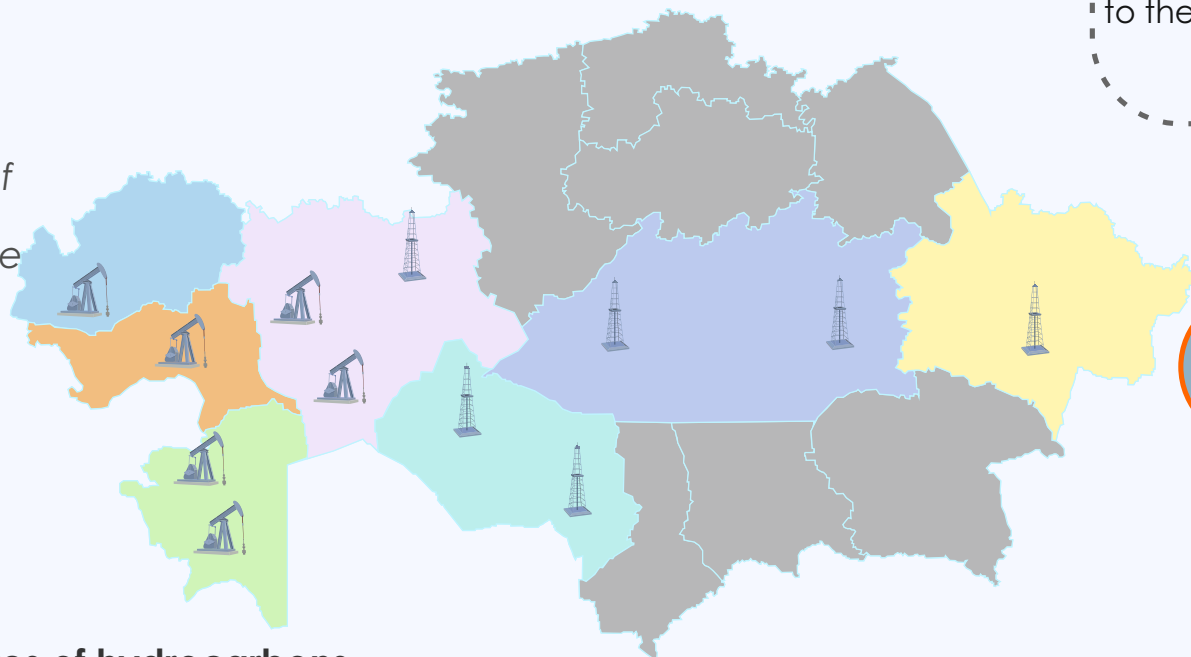
Incl.reconciliation 3 272 904 740 (99.2%)



12 place Kazakhstan is on oil reserves.

Proved oil reserves are 4.6 billion tons, free gas 1.7 trillion. cub. m of dissolved gas 2.2 trillion. cub. m and condensate 427 million tons.

 Atyrau and East-Kazakhstan regions are leaders in payments to the state from the oil and gas and mining sectors.



More
90

% The reserves of oil are concentrated in 15 largest deposits

Tengiz, Kashagan, Uzen, Karachaganak, Zhetybai, Zhanazhol, Kalamkas, Kenkiyak, Karazhanbas, Kumkol, Alibekmola, Northern Buzachi, Central and Eastern Prorva, Kenbai, Royal.

Almost

70

% reserves of hydrocarbons are concentrated in the west of Kazakhstan

7/14

regions of Kazakhstan have deposits on their territory.



Atyrau	1 831 584 806	Aktobe	199 385 827
Mangystau	595 068 883	South - Kazakhstan	15 318 981
West - Kazakhstan	401 012 664	East - Kazakhstan	5 141 695
Kyzylorda	152 089 767		

INCOME TO THE STATE FROM SUBSOIL USERS

MINING SECTOR

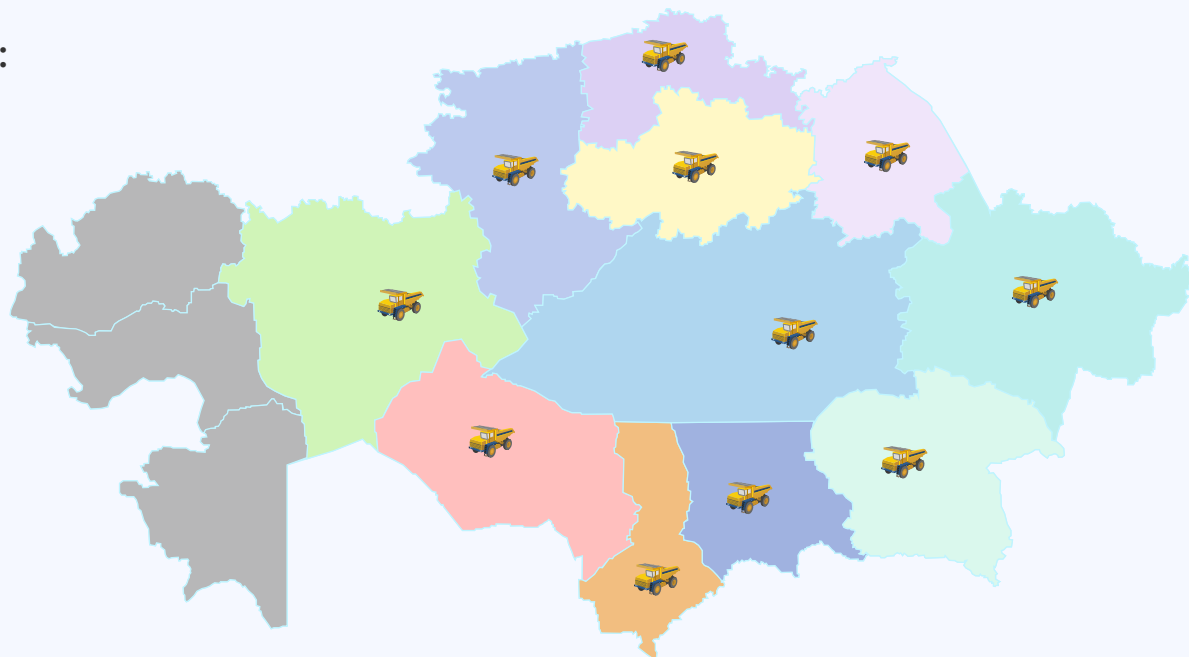
[594 771 951] (thous.KZT)

Incl.,reconciliation 584 832 409 (98.3%)



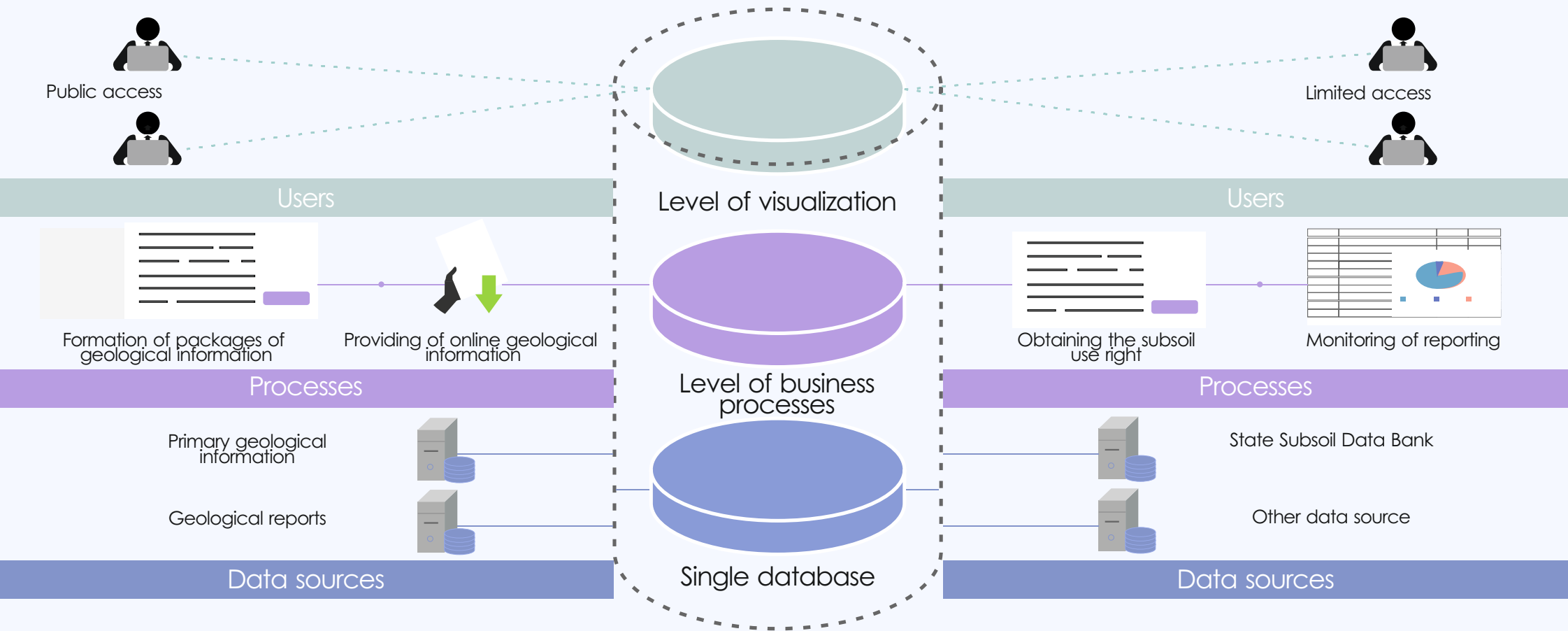
The share of reserves of the main types of minerals in Kazakhstan in world reserves is:

oil 1,8%	- 12th place
gas less 1%	- 21st place
coal 4%	- 7th place
uranium 19%	- 2nd place
iron 6%	- 6th place
manganese 30%	- 3rd place
bauxite	- 14th place
chromites 38%	- 1st place
copper 5,5%	- 8th place
lead 10.1%	- 3rd place
zinc 9.5%	- 4th place
gold 2.7%	- 14th place



South-Kazakhstan	56 401 205	Akmola	18 091 925
Aktobe	129 634 822	Kyzylorda	10 005 577
Karagandy	98 641 853	Zhambyl	15 137 185
East-Kazakhstan	156 564 566	Almaty	563 382
Pavlodar	44 757 129	North-Kazakhstan	331 834
Kostanay	50 608 020		

GENERAL DIAGRAM OF THE NATIONAL DATA BANK SYSTEM



UNIFIED STATE SYSTEM OF SUBSOIL USERS MANAGEMENT

Final report on tax and non-tax payments / receipts of payers of the oil and gas and mining sectors of the Republic of Kazakhstan

Итоговый отчет по налоговым и неналоговым платежам/поступлениям плательщиков нефтегазового и горнорудного секторов РК

Поиск: БИН плательщика, Наименование плательщика, Год

№ п.п.	Платеж/поступление	КБК	Данные плательщика				Данные получателя отчета				Сумма в тыс. тенге по курсу НБР РК на дату зачисления	Сумма в тыс. тенге по курсу НБР РК на дату зачисления	Сумма в тыс. тенге по курсу НБР РК на дату зачисления	Сумма в тыс. тенге по курсу НБР РК на дату зачисления	
			тыс. тенге	тыс. долларов США	Сумма в тыс. тенге, по курсу НБР РК на дату перечисления	Итого сумма в тыс. тенге	тыс. тенге	тыс. долларов США	Сумма в тыс. тенге, по курсу НБР РК на дату зачисления	Итого сумма в тыс. тенге					
1.	Корпоративный подоходный налог, в т.ч.	101110-101105	2,500	938989,100	0,000	2,500	324792021,000	0,000	0,000	324792021,000	324792018,500	938989,100	0,000	324792018,500	0,000
1.1.	Корпоративный подоходный налог с юридических лиц, за исключением поступлений от организаций нефтегазового сектора	101110 (101101-101104)	0,000	0,000	0,000	0,000	0,000	0,000	0,000	0,000	0,000	0,000	0,000	0,000	0,000
1.2.	Корпоративный подоходный налог с юридических лиц организаций нефтегазового сектора	101105 (101105-101107)	2,500	938989,100	0,000	2,500	324792021,000	0,000	0,000	324792021,000	324792018,500	938989,100	0,000	324792018,500	0,000

Name field of the company (see the list)

Consolidated report on expenditures for social development and local infrastructure

Сводный отчет по расходам на социальное развитие и местную инфраструктуру

Поиск: БИН плательщика, Наименование плательщика

№ п.п.	Наименование плательщика	БИН плательщика	Области	Наименование документа (соглашение, меморандум, договор, социальное партнерство и т.п.)	Наименование мероприятия (проекта, программы, социального объекта)	Сумма в тыс. тенге (договор, социальное партнерство и т.п.)	Фактически перечисленная сумма (тыс. тенге)	Наименование переданных объектов	Количество переданных объектов	Сумма в тыс. тенге переданных объектов	Получатель (организация, адрес, реквизиты)
1	Карачаганак Петролеум Оперейтинг Б.В.	981141001567	2710: Уральск Г.А.	Совместный Комитет по Управлению - Резолюция №12/2016 (Бюджет на 2016 год)	Строительство дворца молодежи и школьных	2395120,000	1902731,500	Строительство дворца молодежи и школьных	1,000	3371802,000	Управление финансов ЭКОГУ "Управление государственного архитектурно-строительного контроля ЭКО"
2	Карачаганак Петролеум Оперейтинг Б.В.	981141001567	2710: Уральск Г.А.	Совместный Комитет по Управлению - Резолюция №12/2016 (Бюджет на 2016 год)	Строительство и дизайн библиотеки	85540,000	76833,600				
3	Карачаганак Петролеум Оперейтинг Б.В.	981141001567	2710: Уральск Г.А.	Совместный Комитет по Управлению - Резолюция №12/2016 (Бюджет на 2016 год)	Обустройство площадки с оборудованием для хоккея с мячом, стадион Юность	865322,600	64323,800				
4	Карачаганак Петролеум Оперейтинг Б.В.	981141001567	2710: Уральск Г.А.	Совместный Комитет по Управлению - Резолюция №12/2016 (Бюджет на 2016 год)	Капитальный ремонт автодороги по пр.Евразия от ул.Мушта до пл 2-я База, протяженность 2900 м	1002529,800	751960,200				
5	Карачаганак Петролеум Оперейтинг Б.В.	981141001567	2710: Уральск Г.А.	Совместный Комитет по Управлению - Резолюция №12/2016 (Бюджет на 2016 год)	Реконструкция самонетного канализационного коллектора по пр.Евразия от пл 2-я База до пл. Петровского, протяженность 1400 м	307944,000	516604,000				
6	Карачаганак Петролеум Оперейтинг Б.В.	981141001567	2710: Уральск Г.А.	Совместный Комитет по Управлению - Резолюция №12/2016 (Бюджет на 2016 год)	Реконструкция водопровода пр.Евразия от пл 2-я База до пр. Дистык, протяженность 3000 м	684320,000	205635,700				
7	Карачаганак Петролеум Оперейтинг Б.В.	981141001567	2710: Уральск Г.А.	Совместный Комитет по Управлению - Резолюция №12/2016 (Бюджет на 2016 год)	Сезонный ремонт дороги по ул. Дашаубайтынова, Чамова от ул. Шибина до ул. Казталовская	109491,200	73208,600				

Reports on companies are available online in the USSU website egsu.energo.gov.kz

SCHEME OF DIVIDEND PAYMENT TO THE REPUBLIC BUDGET FOR 2017



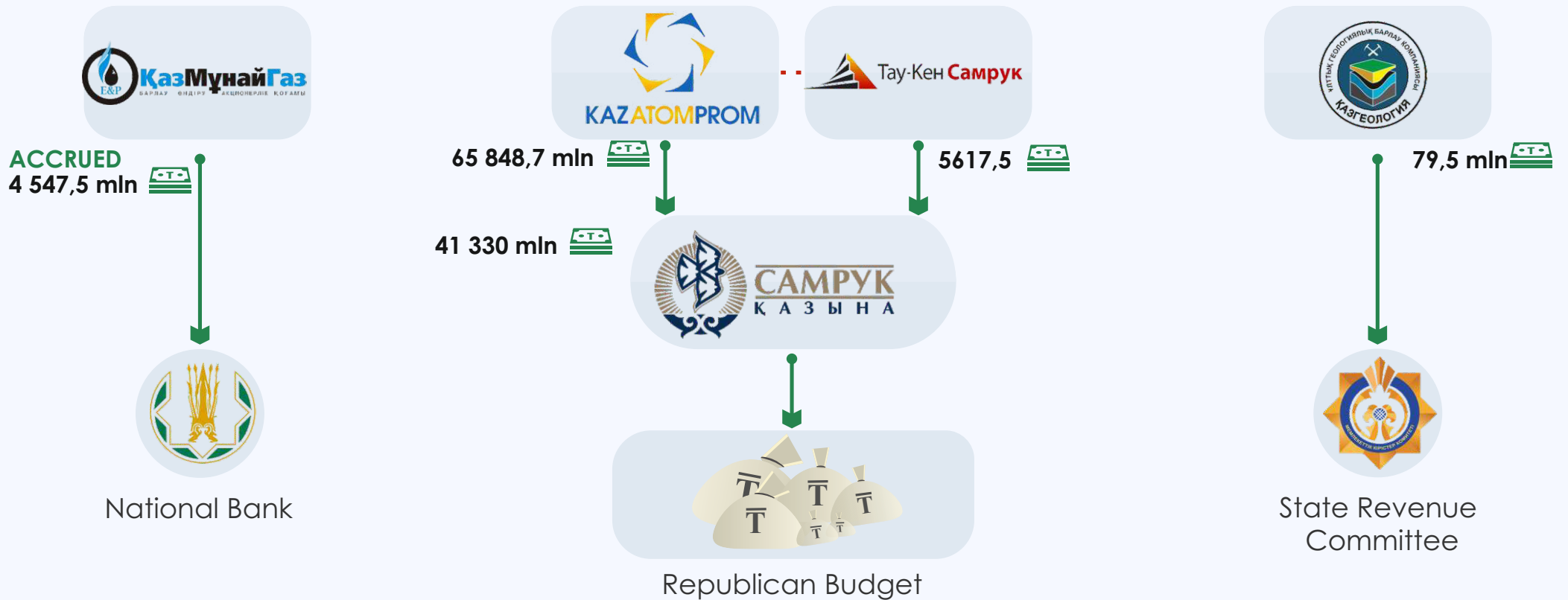
Oil and Gas sector



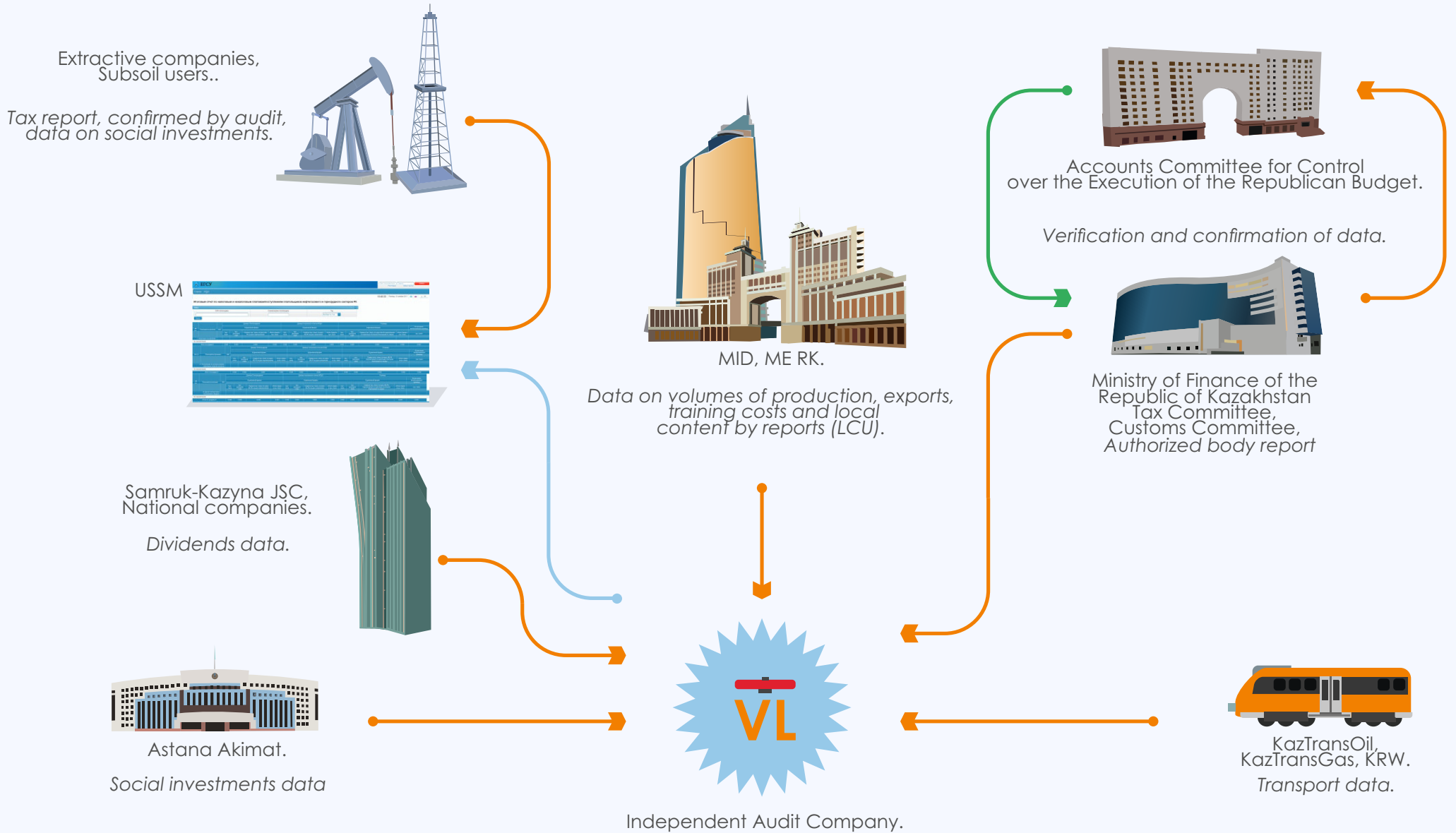
Mining sector



Geological prospecting sector



EXTRACTIVE INITIATIVE TRANSPARENCY INDUSTRY




NCP



Civil society



State bodies



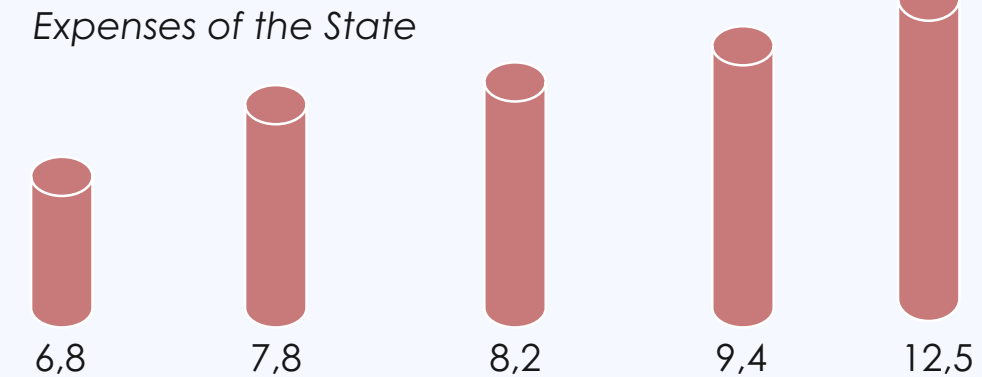

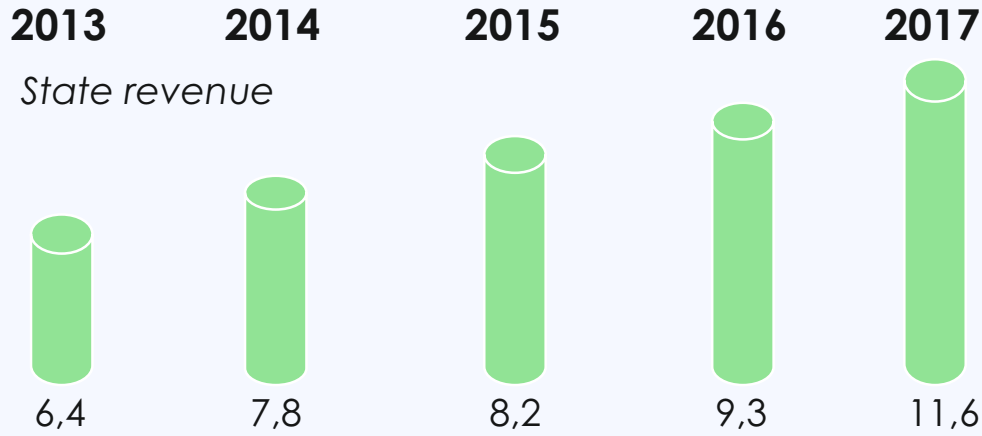
Media



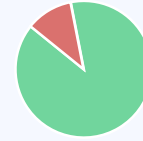
THE DYNAMICS OF THE KAZAKHSTAN INCOME SHARE FROM EXTRACTIVE COMPANIES

(trillion KZT)

* Extractive companies form about 35% of state revenues



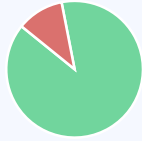
Payments of the oil and gas sector



Share of government revenues from the oil and gas sector



Payments of the mining sector



Share of government revenue from the mining sector



PRIORITY DIRECTIONS

Implementation of the **Roadmap** for the disclosure of the final beneficiaries according to the International Requirement of the **EITI Standard 2016**, which by **2020** will become mandatory.



Disclosure of contracts is one of the most **important steps** for countries, implementing the EITI, since it is aimed at more efficient management of extractive resources. Transparency of contracts fosters constructive **relations between citizens**, companies and Government that can reduce conflict and promote stability in this sector.



Open data policy, promotion of transparency, data accessibility, public debate, elimination of corruption. **Timely filling of the information** on the open data, and also **expansion the spectrum** of their content on the website of the Government of open data: [www.data.egov.kz]

