





Systematic Extractives Electronic Disclosure (SEED) Initiative



Congressional Hearing on Mining Tax Reforms

July 2015

How do we make EITI
data timely and relevant?



Where are we going?

- Centralize Data Collection and Disclosure
- Harmonize Existing Systems
- Apply for Mainstreaming
- Review MSG and Secretariat Roles
- Outreach to Stakeholders
- Train stakeholders on use of systems

Mines and Geosciences Bureau Database Portal



Mines and Geosciences Bureau - Central Database

BACK

HOME

PRINT

Metallic Production

SEARCH GENERATE

2018 February All Regions All Provinces All Commodities

Year	Month	Region	Province	Commodity	Contractor	Operator	Action
2018	February	Region II	ISABELA	Nickel	Geogen Corporation		i
2018	February	Region II	NUEVA VIZCAYA	Gold	FCF MINERALS CORPORATION		i
2018	February	Region II	NUEVA VIZCAYA	Silver	FCF MINERALS CORPORATION		i
2018	February	Region II	NUEVA VIZCAYA	Gold	OCEANAGOLD (PHILIPPINES), INC.	OCEANA GOLD (PHILIPPINES), INC.	i
2018	February	Region II	NUEVA VIZCAYA	Silver	OCEANAGOLD (PHILIPPINES), INC.	OCEANA GOLD (PHILIPPINES), INC.	i
2018	February	Region II	NUEVA VIZCAYA	Silver	OCEANAGOLD (PHILIPPINES), INC.	OCEANA GOLD (PHILIPPINES), INC.	i
2018	February	Region III	ZAMBALES	Nickel	BENQUETCORP NICKEL MINES INC.	BENQUETCORP NICKEL MINES INC.	i
2018	February	Region III	ZAMBALES	Nickel	ERAMEN MINERALS, INC	ERAMEN MINERALS, INC	i
2018	February	Region III	ZAMBALES	Nickel	FILIPINAS MINING CORPORATION	LNL ARCHIPELAGO MINERALS INC.	i

Environment and Natural Resources Data Management Tool

The screenshot displays the ENRDMT (Environment and Natural Resources Data Management Tool) interface. On the left is a dark sidebar menu with the following items:

- Transactions
 - Reporting Year
 - General Collections
 - Receipts of Shares from National Wealth
 - Utilization of Collections
 - Corporate Programs and Projects
 - Gross Sales from Operations
 - Grants and Donations
- Reports

The main content area shows three overlapping data entry forms:

- General Collections:** Includes fields for LCU (MARIKINA CITY), Reporting Year, and various collection details. A summary table shows a total amount of ₱600,000.00.
- Corporate Programs and Projects:** Includes fields for LCU (MARIKINA CITY), Year Completed, and other project-specific information.
- Receipts of Shares from National Wealth:** Includes fields for LCU (MARIKINA CITY), Reporting Year, and Date of Receipt.

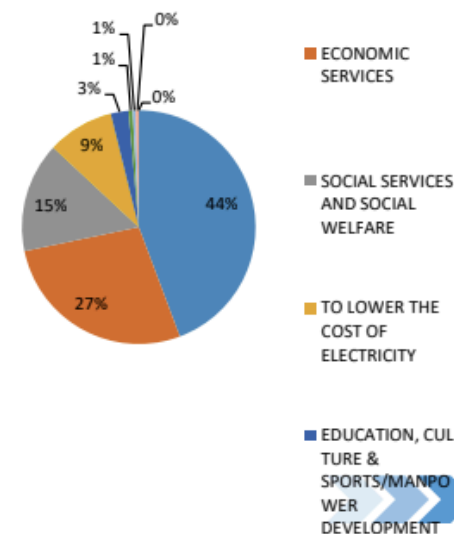
Environment and Natural Resources Data Management Tool

FY 2017 Shares from Nat'l Wealth (Province of Cebu)		
LGU	LGU Type	ENRDMT
Cebu	Province	98,370.83
Toledo City	City	-
Naga	Municipality	-
Alcoy	Municipality	197,751.84
Dalaguete	Municipality	-

Environment and Natural Resources Data Management Tool

Utilization (By Nature of Expense) – In millions

Nature of Expense	2014	2015	2016	2017
DEBT SERVICE (FE)	3.60	3.42	3.41	2.78
ECONOMIC SERVICES	160.05	97.05	168.54	188.13
EDUCATION, CULTURE & SPORTS/MANPOWER DEVELOPMENT	12.74	13.44	29.35	16.85
GENERAL PUBLIC SERVICES	480.80	394.89	514.30	303.91
HEALTH, NUTRITION & POPULATION CONTROL	9.04	10.76	33.66	2.99
HOUSING AND COMMUNITY DEVELOPMENT	-	9.18	4.66	3.84
LABOR & EMPLOYMENT	1.27	0.62	1.22	-
OTHERS	53.43	23.36	146.67	26.95
SOCIAL SERVICES AND SOCIAL WELFARE	54.07	76.42	135.71	104.53
TO LOWER THE COST OF ELECTRICITY	36.09	114.96	61.23	63.26
Grand Total	811.08	744.09	1,098.76	713.23



ORE (Online Reporting in the Extractives) Tool



AAMPhil Natural Resources Exploration Corporation Workspace (Parcel 1)

DINAGAT NICKEL-CHROMITE PROJECT PARCEL 1

FORMS

FILES

TASKS

MESSAGES

LOG

A. General Information

B. Bureau of Internal Revenue

C. Bureau of Customs

D. Mines and Geosciences Bureau

E. Local Government Units

F. Environmental Funds and Expenditures

G. SDMP Accomplishment

H. Safety and Health Program

+ Add new form

Save new form

Excise tax on minerals

**Numbers and decimals only, e.g., enter 1000 for one thousand or 1.5 for one point five.*

Corporate income tax

**Numbers and decimals only, e.g., enter 1000 for one thousand or 1.5 for one point five.*

Withholding Tax - Foreign Shareholder Dividends

**Numbers and decimals only, e.g., enter 1000 for one thousand or 1.5 for one point five.*

Withholding Tax - Profit Remittance to Principal



Evelinda Guntinas

Excise tax on minerals: 5,202,746
Corporate income tax: 864,585
Withholding Tax - Foreign Shareholder Dividends: 0

Updated Jun 17 at 2:37 PM (Jun 17, 2019 2:37:13 PM SGT)



Evelinda Guntinas

Excise tax on minerals: 4,838,991
Corporate income tax: 1,534,058
Withholding Tax - Foreign Shareholder Dividends: 0

Updated Sep 19, 2018 at 9:51 AM (Sep 19, 2018 9:51:31 AM SGT)

< Showing page 1 of 63 >

ORE (Online Reporting in the Extractives) Tool in 2018

Online Reporting in Extractives (ORE) Tool Assessment:

Descriptive Statistics		
	Mean	Mode
It is useful.	4.51	5
It is easy to use.	4.46	5
It is user friendly.	4.46	5
I learned to use it quickly.	4.43	5
I easily remember how to use it.	4.37	5
It is easy to learn to use it.	4.36	5
I am satisfied with it.	4.29	4
It works the way I want it to work.	4.21	4

**Legend: 5 = Strongly Agree, 4 = Agree, 3 = Neutral, 2 = Disagree, 1 = Strongly Disagree*

64 projects

vs 34 projects in 2017

1 month

vs 2 months in 2017

0.42% variance

vs 2% in 2017

Extractives Disclosure Generator (EDGE)

Economic Data

Extractive Industries in 2017

[Use EDGE](#)

[Download Dataset](#)

Gross value added in the Extractive Industries
(current prices, in million PHP)

[Use EDGE](#)

[Download Dataset](#)

Share of the Gross value added in mining and
quarrying of each region to GRDP (in current prices
and in %)

[Use EDGE](#)

[Download Dataset](#)

Gross value added in mining and quarrying by
region (in current prices, in %)

[Use EDGE](#)

[Download Dataset](#)

Summary of Production Value in the Mining Sector
(in million PHP)

[Use EDGE](#)

[Download Dataset](#)

Summary of Production volume in the mining sector
(in thousand units)

[Use EDGE](#)

[Download Dataset](#)

Exports of metallic and non-metallic mineral
products (in million US\$)

[Use EDGE](#)

[Download Dataset](#)



Extractives Disclosure Generator (EDGE)

Economic Data

Extractive Industries in 2017

[Use EDGE](#)

[Download Dataset](#)

Gross value added in the Extractive Industries (current prices, in million PHP)

[Use EDGE](#)

[Download Dataset](#)

Share of the Gross value added in mining and quarrying of each region to GRDP (in current prices and in %)

[Use EDGE](#)

[Download Dataset](#)

Gross value added in mining and quarrying by region (in current prices, in %)

[Use EDGE](#)

[Download Dataset](#)

Summary of Production Value in the Mining Sector (in million PhP)

[Use EDGE](#)

[Download Dataset](#)

Summary of Production volume in the mining sector (in thousand units)

[Use EDGE](#)

[Download Dataset](#)

Make up your mind: how risk aversion is holding you back



Extractives Disclosure Generator (EDGE)

Grid view Hide fields 1 filter Group Sort Color ...

Company	Year	Region	Province	Municipality	Sector	Total Payments	Total BIR	Total BOC	Total LGU
Apex Mining Company Inc.	2012	XI	Compostela Valley	Maco	Metallic mining	95,180,051.00	43,739,171.00	0.00	25,
BenguetCorp. Nickel Min...	2012	III	Zambales	Sta. Cruz	Metallic mining	118,885,065.00	54,081,958.00	0.00	9,
Berong Nickel Corporation	2012	IVB	Palawan	Quezon	Metallic mining	45,332,469.00	41,690,812.00	0.00	3,
Cagdianao Mining Corpor...	2012	XIII	Surigao del Norte	Cagdianao	Metallic mining	137,283,150.00	56,665,697.00	9,293,434.00	14,t
Cambayas Mining Corpor...	2012	VIII	Eastern Samar	Guiuan	Metallic mining	4,907,577.00	4,231,708.00	0.00	t
Carmen Copper Corp.	2012	VII	Cebu	Toledo	Metallic mining	548,734,385.00	271,944,315.00	197,955,107.00	78,t
Carrascal Nickel Corporat...	2012	XIII	Surigao del Sur	Carrascal	Metallic mining	444,110,102.00	172,244,146.00	0.00	2,
Eramen Minerals, Inc.	2012	III	Zambales	Sta. Cruz Candelaria	Metallic mining	48,997,659.00	48,906,418.00	0.00	
Filminera Resources Corp...	2012	V	Masbate	Aroroy	Metallic mining	363,757,777.00	317,021,951.00	0.00	46,:
Greenstone Resources C...	2012	XIII	Surigao del Norte	Alegria Mainit Tubod	Metallic mining	5,513,307.00	5,513,307.00	0.00	
Hinatuan Mining Corporat...	2012	XIII	Surigao del Norte	Tagana-An	Metallic mining	664,536,882.00	486,618,154.00	24,405,309.00	9,
Johson Gold Mining Corp...	2012	V	Camarines Norte	Jose Panganiban	Metallic mining	130,648.00	0.00	0.00	.
Krominco Inc.	2012	XIII	Dinagat Islands	Loreto	Metallic mining	2,248,713.00	314,406.00	216,258.00	1,
Lepanto Consolidated Mi...	2012	CAR	Benguet	Mankayan	Metallic mining	113,466,714.00	49,250,858.00	53,619,309.00	10,
Leyte Iron Sand Corporati...	2012	VIII	Leyte	Dulag and Mayorga Mac/	Metallic mining	200,754.00	0.00	0.00	:
LNL Archipelago Minerals...	2012	III	Zambales	Sta. Cruz	Metallic mining	1,100.00	0.00	0.00	
Marcventures Mining and ...	2012	XIII	Surigao del Sur	Cantilan	Metallic mining	20,992,755.00	13,949,821.00	0.00	
OceanaGold (Philippines)...	2012	II	Nueva Vizcaya	Kasibu	Metallic mining	115,091,192.00	0.00	113,687,294.00	1,t
168 records						m 202,323,352,295.00	n 85,234,727,913.00	Sum 3,262,945,855.00	Sum 2,133,)

Local Procurement Reporting Mechanism (LPRM)



Adnama Mining Resources, Inc.

Add a subtitle



FORMS

FILES

TASKS

MESSAGES

LOG

Save new form

A. General Information

B. Bureau of Internal Revenue

C. Bureau of Customs

D. Mines and Geosciences Bureau

E. Local Government Units

F. Environmental Funds and Expenditures

G. SDMP Accomplishment

H. Safety and Health Program

Name of Contractor/Supplier

Contractor/Supplier is based in

Amount of purchases/payments in 2018

Type of services rendered

Human resource (headcount) allocated to the Company, if any

- Select ...
- Host and Neighboring Barangays
- Province
- Outside of Province
- Outside of Country

Various

36


*Numbers only, e.g., enter 1000 for one thousand.

Select ...

*Numbers and decimals only, e.g., enter 1000 for one thousand or 1.5 for one point

*Numbers only, e.g., enter 1000 for one thousand.

Gender in PH-EITI Reporting



Agata Mining Ventures Inc. Workspace

Add a subtitle

FORMS FILES TASKS MESSAGES LOG

- A. General Information
- B. Bureau of Internal Revenue
- C. Bureau of Customs
- D. Mines and Geosciences Bureau
- E. Local Government Units
- F. Environmental Funds and Expenditures
- G. SDMP Accomplishment
- H. Safety and Health Program

+ Add new form

Save new form

+ Local Regular Employees

+ Local Contractual Employees

+ Foreign Employees

I understand that blank Fields do not apply to us.* Yes No

Save new form


Dorothy Joyce Solomon

Total Local Regular Employees: (None)
Regular: IP Females: (None)
Regular: Non-IP Females: (None)

Posted Oct 9, 2018 at 1:14 PM (Oct 9, 2018 1:14:51 PM SGT)

< Showing page 4 of 63 >

Gender in PH-EITI Reporting



Agata Mining Ventures Inc. Workspace

Add a subtitle

FORMS FILES TASKS MESSAGES LOG

+ Add new form Save new form

+ Local Regular Employees

Total Local Regular Employees	<input type="text"/>
Regular: IP Females	<input type="text"/> <small>*Numbers only, e.g., enter 1000 for one thousand.</small>
Regular: Non-IP Females	<input type="text"/> <small>*Numbers only, e.g., enter 1000 for one thousand.</small>
Regular: IP Male	<input type="text"/> <small>*Numbers only, e.g., enter 1000 for one thousand.</small>

Showing page 4 of 63

Dorothy Joyce Solomon

Total Local Regular Employees: (None)
Regular: IP Females: (None)
Regular: Non-IP Females: (None)

Posted Oct 9, 2018 at 1:14 PM (Oct 9, 2018 1:14:51 PM SGT)

Since 1997...

own employees shall be included in the Operating Expenses.

13.3. The Contractor shall not discriminate on the basis of gender and shall respect the right of women workers to participate in policy and decision-making processes affecting their rights and benefits.



19



Contracts and Ownership Register in the Extractives (CORE)

Mining, Oil & Gas Contracts from the Philippines

142
CONTRACTS

Search for contracts...

Year Signed

All

Resource

All

Company Name

All

View All Contracts

Search

Reset

Document ▲

Year Signed

Resource

Contract Type

168 Ferrum Pacific Mining Corp., MPSA No. 267-2008-IX, 2008 **NEW**

2008

Iron, gold, silver and other associated mineral deposits

Mineral Production Sharing Agreement

Adnama Mining Resources, Inc., MPSA No. 259-2007-XIII (SMR) , 2007 **NEW**

2007

Nickel, copper and other associated mineral deposits

Mineral Production Sharing Agreement

Environmental Reporting

ASSOCIATED DOCUMENTS

- [Apex Mining Company, Incorporated - Annex of MPSA No. 225-2005-XI, 2005](#)
- [5-year SDMP_2008-2012_Apex Mining.pdf](#)
- [5-year SDMP_2013-2017_Apex Mining.pdf](#)
- [Documents under DMPF_Apex Mining.pdf](#)
- [EIS_Apex Mining.pdf](#)
- [EPEP_Apex Mining.pdf](#)
- [FMRDP_Apex Mining.pdf](#)
- [ISHES monitoring report_2013 to 1st Quarter 2014_Apex Mining.pdf](#)
- [MMT report_1st Quarter 2014_Apex Mining.pdf](#)
- [MMT report_2nd Quarter 2014_Apex Mining.pdf](#)
- [MMT reports_2012_Apex Mining.pdf](#)
- [MWT report_1st Semester 2013_Apex Mining.pdf](#)
- [MWT reports_2012_Apex Mininig.pdf](#)
- [SDMP monitoring report_2012_Apex Mining.pdf](#)

Environmental Reporting

c. Results of Water Sampling – 2nd Quarter (July 19, 2013) & 4th Quarter (January 23, 2014)

	2 nd Quarter 2013 (July 19, 2013)						4 th Quarter 2013 (January 23, 2014)					
	pH	Cyanide (free), mg/L	Lead (total), mg/L	Mercury (total), mg/L	TSS, mg/L	O&G, mg/L	pH	Cyanide (free), mg/L	Lead (total), mg/L	Mercury (total), mg/L	TSS, mg/L	O&G, mg/L
Lumangang Creek Talings Dam	7.1	<0.002	0.546	<0.001	1,158		7.1	<0.002	0.01	<0.001	354	
Toe Drain	6.4	<0.002	0.002	<0.001	<1		6.1	<0.002	0.01	<0.001	19	
Polishing Pond	6.8	<0.002	0.225	<0.001	598		-	<0.002	0.02	-	-	
Masara River-Bunlang	7.0	<0.002	0.020	<0.001	2,170		-	-	-	<0.001	-	
Lumangang Creek 2	7.0	<0.002	0.252	<0.001	1,166		7.1	<0.002	<0.01	<0.001	14	
Maligaya Discharge at Masarita	6.7	<0.002	0.543	<0.001	1,292		6.8	<0.002	0.70	<0.001	1,000	
Masarita Discharge	5.8	<0.002	<0.001	<0.001	<1		6.7	<0.002	0.30	-	548	
Pag-asa Creek	6.2	<0.002	0.052	<0.001	509		-	<0.002	-	<0.001	286	
Level 4 Buena-Tigbao Creek	7.1	<0.002	0.074	<0.001	478		6.9	<0.002	0.07	<0.001	140	
Masara River-Before the Mill	7.0	<0.002	0.226	<0.001	1,062		-	<0.002	-	<0.001	28	
Company Entrance Gate	7.0	<0.002	0.250	<0.001	1,930		6.6	<0.002	0.20	<0.001	464	
Siphon Pipe							-	<0.002	0.03	<0.001	19	
Maligaya Portal											3,888	
DENR STANDARD	6.0 - 9.0	0.5	0.3	0.005	not more than 70 mg/L increase		6.0 - 9.0	0.5	0.3	0.005	not more than 70 mg/L increase	
Maligaya Mechanical Shop												22.98
Central												1.34

Environmental Reporting




Table 95. Status of MMT recommendations for 2015 and 2016

MMT Report Reviewed	MMT Recommendations	Status	Period Implemented
Marcventures Mining and Development Corporation			
2015-Q1	Continue slope stabilization works in all applicable and appropriate areas	Implemented	2015-Q1
	Provision of additional four (4) units water truck to maintain ten (10) operational water trucks at all times	Implemented	2015-Q1
	Immediately construct perimeter drainage and berm to avoid unnecessary discharge to Carac-an River	Implemented	2015-Q1
	Felled trees should be properly piled at the designated area for the appropriate use of the company	Implemented	2015-Q1
	All maps should be available before the start of every MMT inspection	Implemented	2015-Q1
	Install silt fence, sand bags planted with made de cacao along strategic areas	Implemented	2015-Q1
	Improvement of the existing settling ponds and establishment of sand bags in both embankment of disturbed area of Carac-an river	On-going	2015-Q2
	Construction of separate access road from junction of Cabangahan stockyard to barangay proper	On-going	2015-Q2
	Repair and increase the height of the existing berm and direct the surface towards the settling pond	Implemented	2015-Q2
	Replanting of matured seedlings of endemic species at both sides of the haulage roads and other open areas	Not implemented	
	Immediate recovery of deposited silts shall be instituted by the company	Implemented	2015-Q2
	Implement measures to address the discoloration of sea water at the causeway	Implemented	2015-Q2
	To install appropriate measures to prevent negative impact to the nearby water bodies	On-going	2015-Q2
	Company to present the Environmental Monitoring Plan (EMoP) during the next monitoring to validate its compliance per ECC	Not implemented	

Status on Recommendations Track



StaR Track


Status on Reforms (StaR) Track is a systematic and easy way to track and disclose progress and reforms brought about by EITI implementation in the Philippines. With StaR Track, we envision to mainstream reporting of updates from implementing agencies and gathering inputs from key stakeholders. This online platform is a collaboration among implementing government agencies, civil society organizations, and industry partners.

Implementing Agencies

PH-EITI Objectives

Policies

Status on Recommendations Track



Implementing Agencies

PH-EITI Objectives

Policies

Bureau of Local Government Finance

Total Recommendations: **6**
Ongoing Recommendations: **1**
Accomplished Recommendations: **5**

[Track BLGF](#)

Department of Budget and Management

Total Recommendations: **7**
Ongoing Recommendations: **0**
Accomplished Recommendations: **7**

[Track DBM](#)

Department of Interior and Local Government

Total Recommendations: **6**
Ongoing Recommendations: **1**
Accomplished Recommendations: **5**

[Track BLGF](#)

Department of Energy

Total Recommendations: **5**
Ongoing Recommendations: **2**
Accomplished Recommendations: **3**

[Track DoE](#)

Mines and Geosciences Bureau


Total Recommendations: **22**

National Commission on Indigenous Peoples

Total Recommendations: **8**



Status on Recommendations Track



Ongoing Recommendations

01. INCORPORATE BENCHMARKING/INDEXING CAPABILITIES IN THE ENRDMT	+
02. DEVISE A MECHANISM TO PRESENT LGU EXPENDITURES OF THEIR SHARE IN NATIONAL WEALTH	+
03. CONDUCT A STUDY ON TRACKING THE NATIONAL GOVERNMENT/LGU SPENDING OF LGU SHARES FROM NATIONAL WEALTH	+
04. ESTABLISH SUBSIDIARY LEDGER FOR SHARE IN NATIONAL WEALTH AND TRUST FUND TO AVOID CO-MINGLING WITH THE GENERAL FUND	+
05. ISSUE POLICY GUIDELINES ON THE REPORTING OF REAL PROPERTY TAX REMITTANCES	+

Accomplished Recommendations

01. ISSUE POLICY GUIDELINES ON THE REPORTING OF REAL PROPERTY TAX REMITTANCES	+
---	---

Related Policy Issuances

Action Plans

Reports

What happens to the MSG?

Survey Results

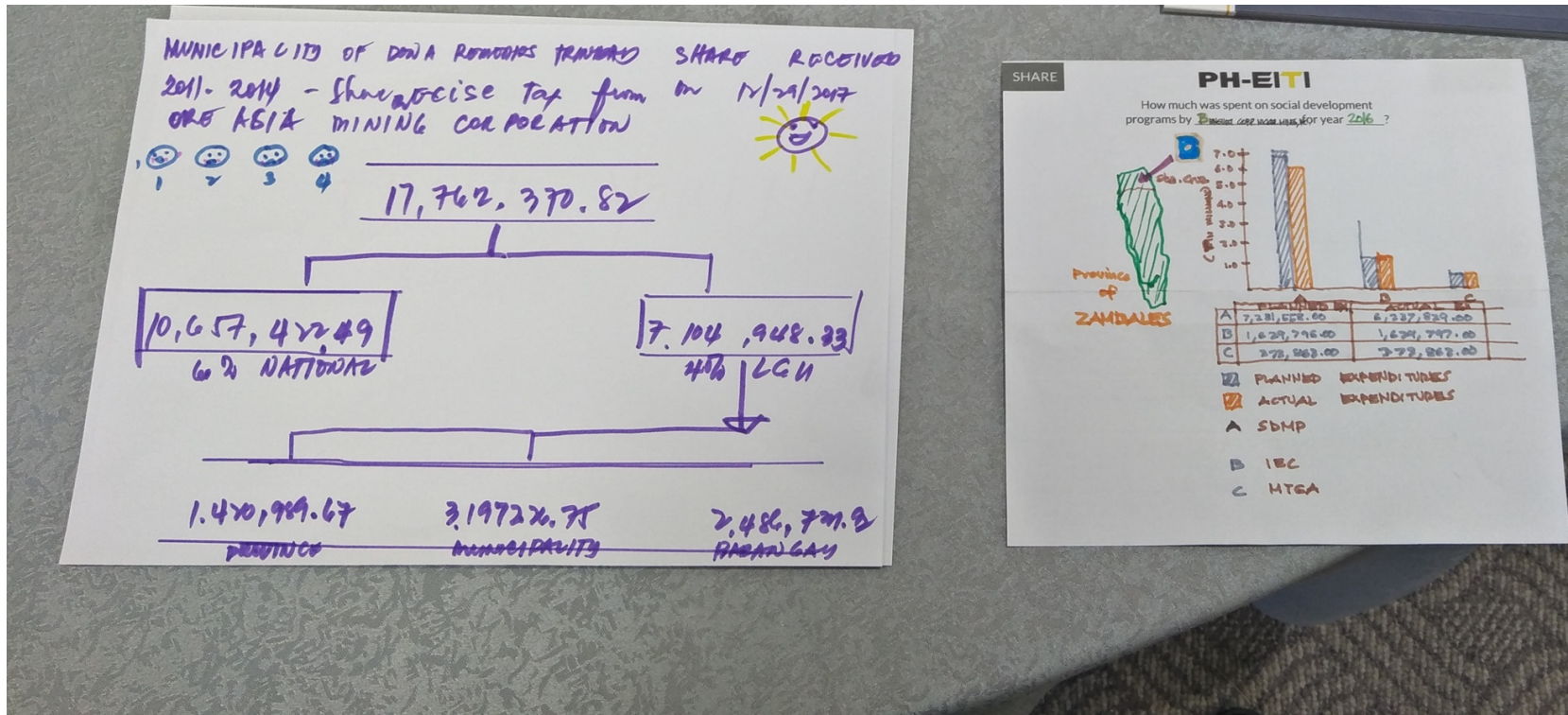
- **Proposed MSG Roles**

1. Monitoring and Evaluation
2. Lobby for policy-reforms
3. Analyze information
4. Stakeholder Outreach

- **Proposed Secretariat Roles**

1. Monitoring and Evaluation
2. Analyze information and run portals
3. Assist the MSG
4. Data Collection

Regional Data Dive Workshops





Philippine Extractive Industries Transparency Initiative

Lesson Learned:

Disclosing data is so 2003.

Mainstreaming and improving the process should not be the end but rather a means to an end - improved resource governance where citizens are informed and benefit from their country's natural resources.

Bayaminahan Transparency Board

