

Data Analysis Tools

Erica Westenberg

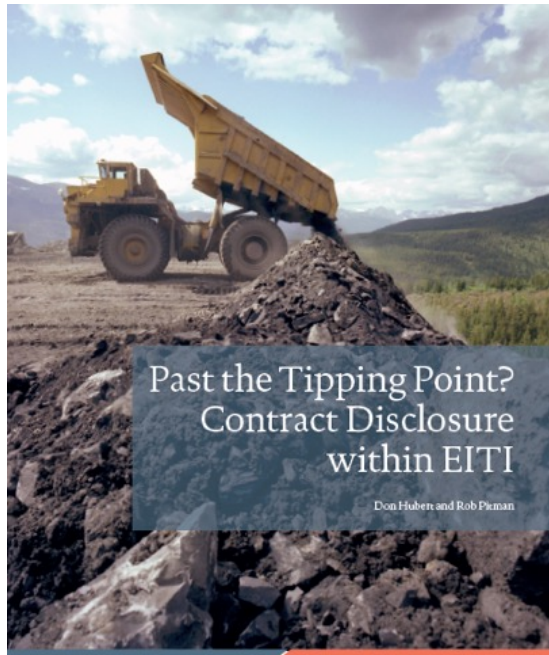
Robert Pitman

6 September 2018

Data analysis key to transition from transparency to accountability

Across the value chain/EITI Standard	Cross-cutting Issues
<ul style="list-style-type: none">• Contracting/subcontracting• Licensing/BO• Payments/revenues• SOEs• Commodity trading• Revenue management/local impacts	<ul style="list-style-type: none">• Civic space• Mainstreaming• Open data• Corruption risks• Sustainability• Gender impacts

Contract Transparency



MARCH 2017



- Global tracker on host government practice and policy

- Research products (redactions coming next)

Country	Region	Population	Political system	Contract disclosure practice	Contract disclosure policy	Contract disclosure implementation	Contract disclosure enforcement	Contract disclosure monitoring	Contract disclosure reporting
Canada	North America	38 million	Parliamentary	High	High	High	High	High	High
USA	North America	330 million	Presidential	High	High	High	High	High	High
UK	Europe	65 million	Parliamentary	High	High	High	High	High	High
France	Europe	67 million	Parliamentary	High	High	High	High	High	High
Germany	Europe	82 million	Parliamentary	High	High	High	High	High	High
Italy	Europe	60 million	Parliamentary	High	High	High	High	High	High
Spain	Europe	45 million	Parliamentary	High	High	High	High	High	High
Japan	Asia	127 million	Parliamentary	High	High	High	High	High	High
China	Asia	1.4 billion	One-party	Low	Low	Low	Low	Low	Low
India	Asia	1.3 billion	Parliamentary	Low	Low	Low	Low	Low	Low
Brazil	South America	213 million	Presidential	Low	Low	Low	Low	Low	Low
Argentina	South America	44 million	Presidential	Low	Low	Low	Low	Low	Low
Colombia	South America	48 million	Presidential	Low	Low	Low	Low	Low	Low
Venezuela	South America	28 million	Presidential	Low	Low	Low	Low	Low	Low
Peru	South America	32 million	Presidential	Low	Low	Low	Low	Low	Low
Chile	South America	18 million	Presidential	Low	Low	Low	Low	Low	Low
Ecuador	South America	17 million	Presidential	Low	Low	Low	Low	Low	Low
Bolivia	South America	11 million	Presidential	Low	Low	Low	Low	Low	Low
Paraguay	South America	7 million	Presidential	Low	Low	Low	Low	Low	Low
Uruguay	South America	3.5 million	Presidential	High	High	High	High	High	High
Costa Rica	Central America	5 million	Presidential	High	High	High	High	High	High
Panama	Central America	4 million	Presidential	High	High	High	High	High	High
Dominican Republic	Caribbean	10 million	Presidential	Low	Low	Low	Low	Low	Low
Honduras	Central America	8 million	Presidential	Low	Low	Low	Low	Low	Low
Nicaragua	Central America	6 million	Presidential	Low	Low	Low	Low	Low	Low
Guatemala	Central America	17 million	Presidential	Low	Low	Low	Low	Low	Low
Belize	Central America	0.4 million	Presidential	High	High	High	High	High	High
Trinidad and Tobago	Caribbean	1.3 million	Parliamentary	High	High	High	High	High	High
Jamaica	Caribbean	2.8 million	Parliamentary	Low	Low	Low	Low	Low	Low
Suriname	South America	0.5 million	Parliamentary	High	High	High	High	High	High
Guyana	South America	0.7 million	Parliamentary	High	High	High	High	High	High
Kenya	East Africa	45 million	Parliamentary	Low	Low	Low	Low	Low	Low
Uganda	East Africa	35 million	Parliamentary	Low	Low	Low	Low	Low	Low
Rwanda	East Africa	12 million	Parliamentary	High	High	High	High	High	High
Burundi	East Africa	11 million	Parliamentary	Low	Low	Low	Low	Low	Low
DRC	East Africa	75 million	Parliamentary	Low	Low	Low	Low	Low	Low
Cote d'Ivoire	West Africa	23 million	Presidential	High	High	High	High	High	High
Ghana	West Africa	27 million	Parliamentary	High	High	High	High	High	High
Senegal	West Africa	16 million	Parliamentary	High	High	High	High	High	High
Liberia	West Africa	4.5 million	Parliamentary	Low	Low	Low	Low	Low	Low
Sierra Leone	West Africa	6 million	Parliamentary	Low	Low	Low	Low	Low	Low
Sierra Leone	West Africa	6 million	Parliamentary	Low	Low	Low	Low	Low	Low
Sierra Leone	West Africa	6 million	Parliamentary	Low	Low	Low	Low	Low	Low
Sierra Leone	West Africa	6 million	Parliamentary	Low	Low	Low	Low	Low	Low



Contract Transparency



- Resourcecontracts.org global repository and country sites
- National level advocacy support
- Support and training on using the contracts

Mainstreaming transparency & monitoring in contracting

- Guide on good practices in contracting transparency (with OCP)



		explotación de hidrocarburos.			
ada para la latoría.	La CNH ha creado una estructura para los contratos, que irá completándose con documentos que puedan permitir a un usuario acceder al progreso y cumplimiento para un proyecto en una amplia gama de áreas.	El sitio Rondas México consolida un portal mejorado de transparencia regulatoria para contratos de exploración y extracción de hidrocarburos, el cual contiene por cada área un tablero de seguimiento y cumplimiento de compromisos contractuales.			●
sión integrada.	La CNH ha empezado a divulgar las asignaciones y otra información básica sobre los proyectos administrados por Pemex.	La plataforma de la CNH ha incluido una sección específica para las asociaciones de Petróleos Mexicanos, con misma estructura y nivel de detalle de la información contractual. Para las asignaciones de Pemex, a través de una búsqueda en un segundo plano, se redirecciona a un link del sitio de la Secretaría de Energía (SENER), que contiene información sobre cada Título de Asignación.			●
ntidades de	Las declaraciones de activos	La entrada en vigor de la Ley			●



- Support to gov't & civil society on monitoring contractual obligations (e.g. Mexico)

Embedding BO transparency & analysis in licensing

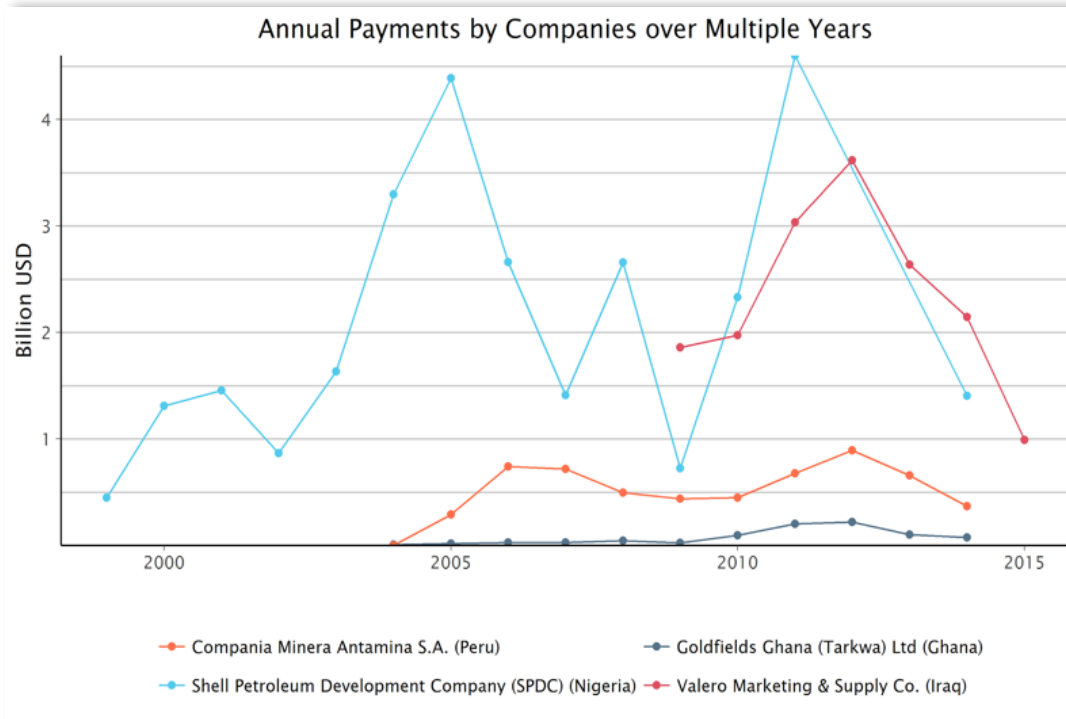
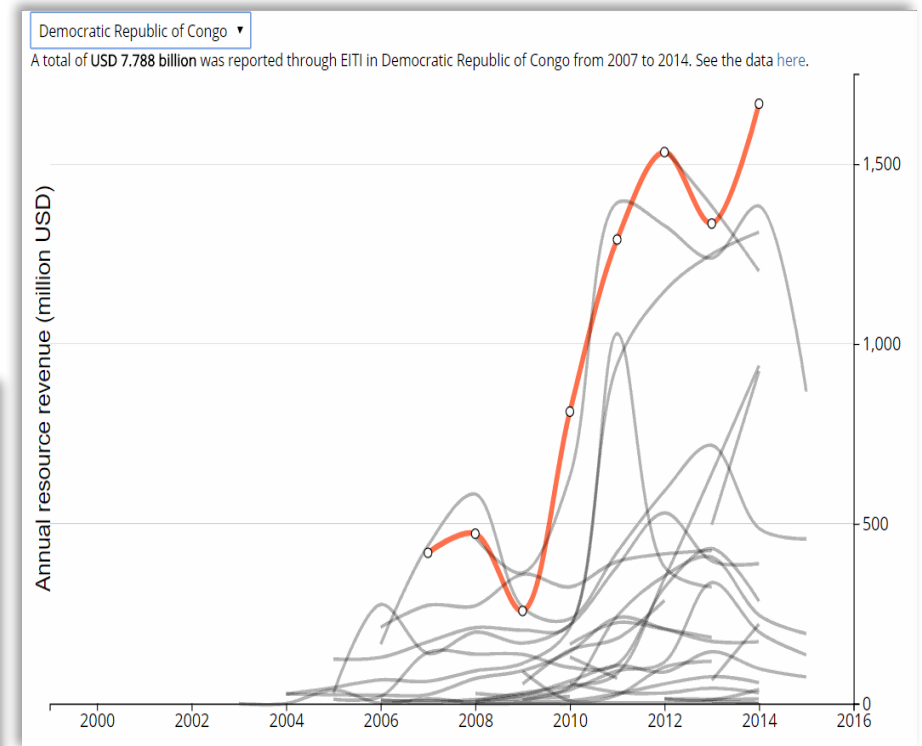
- Customizable template provisions on including BO disclosure & corruption risk screening in licensing rules



- TA to gov't & civil society while designing new licensing/contracting processes (e.g. Ghana)

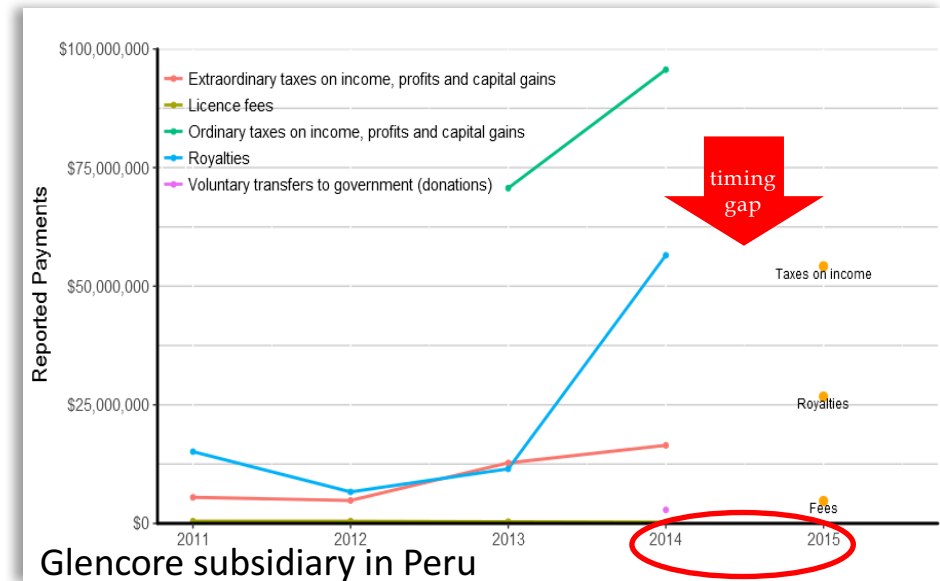
Unlocking EITI revenue data for multi-year & cross-country analysis

- Resourcedata.org enables analyzing payment/revenue trends across multiple years, countries & companies



Linking EITI data & mandatory payment data

- Resourceprojects.org enables tracking mandatory payment data + tools like new GW guide



Briefing
December 2017

Natural Resource Governance Institute

Nigeria's Oil and Gas Revenues: Insights From New Company Disclosures

Alexander Malden

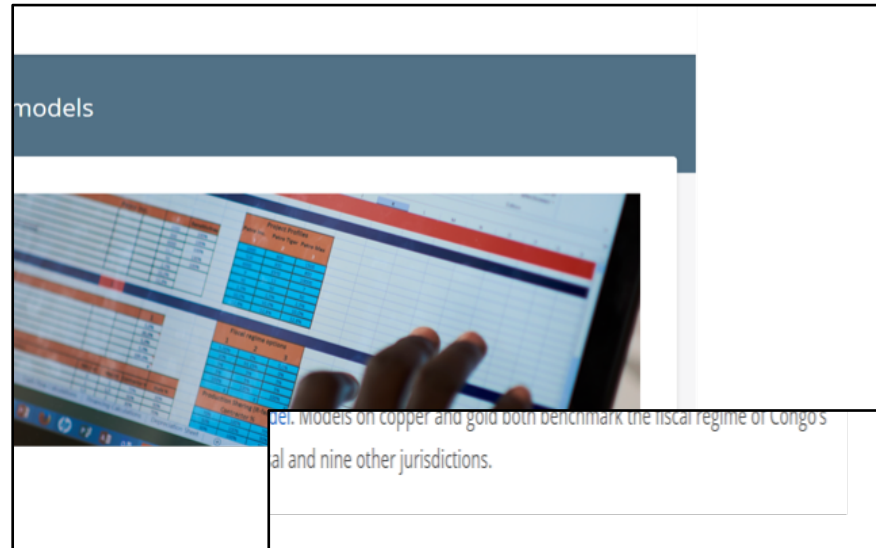
Nigeria is one of the largest and oldest oil producers in Africa, with over 50 years of commercial extractive activity. Until recently, however, citizens within the country have not had sufficient information to hold companies or government entities accountable for billions of dollars of oil and gas revenues, nor to begin to assess the costs, benefits and management of the country's extractive activities.

Box 1. Summary of European and Canadian mandatory disclosure laws	
Which companies must disclose?	Oil, gas or mining companies' registered in or listed on a regulated stock exchange in Canada, the European Union or European Economic Area.
What must they disclose?	Payments made to governments (including state owned enterprises) in relation to extractive activities. Payments should be attributed to projects where applicable. 1. Production entitlements 2. Taxes (on income, production or profits) 3. Royalties 4. Dividends 5. Signature, discovery and production bonuses 6. License fees 7. Payments for infrastructure improvements
What is the threshold for payment reporting?	Single, or series of, payments that amount to EUR 100,000 in the EU/EEA or CAD 100,000 in Canada.
When must they disclose?	EU: The date of the first required report from a company depends on when the EU Member State enacted the relevant provisions of the European Accounting and Transparency Directives. Canada: The Extractive Sector Transparency Measures Act came into force on 1 June 2015 and applies to any financial year starting after this date. Companies have 150 days after the end of their financial year to file their Payments to Governments Report. Norway (as an EEA country): Its law ("Forskrift om land-for-land rapportering") came into force on 1 January 2014 and applies to financial years beginning on or after this date.
What data exists so far?	The number of identified reporting companies by jurisdiction: EU: 130; Norway: 8; Canada: 700

- Capacity development on using payment data to inform national policy debates (e.g. Nigeria)

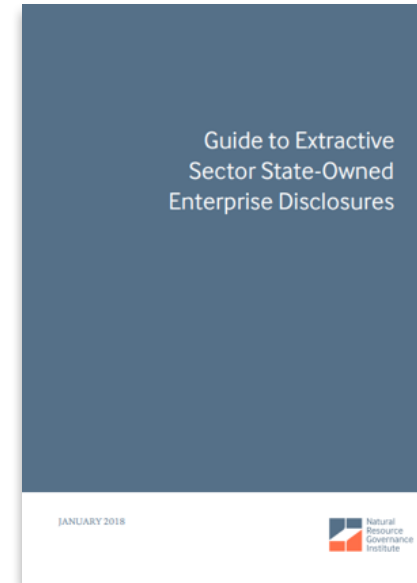
Linking EITI project data & economic modelling

- Publicly available economic models
- Timely transition to project-level reporting critical for EITI data to be useful in modelling



Mainstreaming transparency & data analysis in SOE operations

- Guide on incorporating transparency best practices within SOEs



- TA w/ SOEs in Ghana, Guinea, Myanmar & Tanzania

NRGI National Oil Company Database

What?

- A compilation of a data on **74 National Oil Companies** using published financial statements and EITI reports.
- **80+ data variables** on operational & financial data:
 - Exploration and production
 - Revenues and expenditures
 - Transfers to treasury

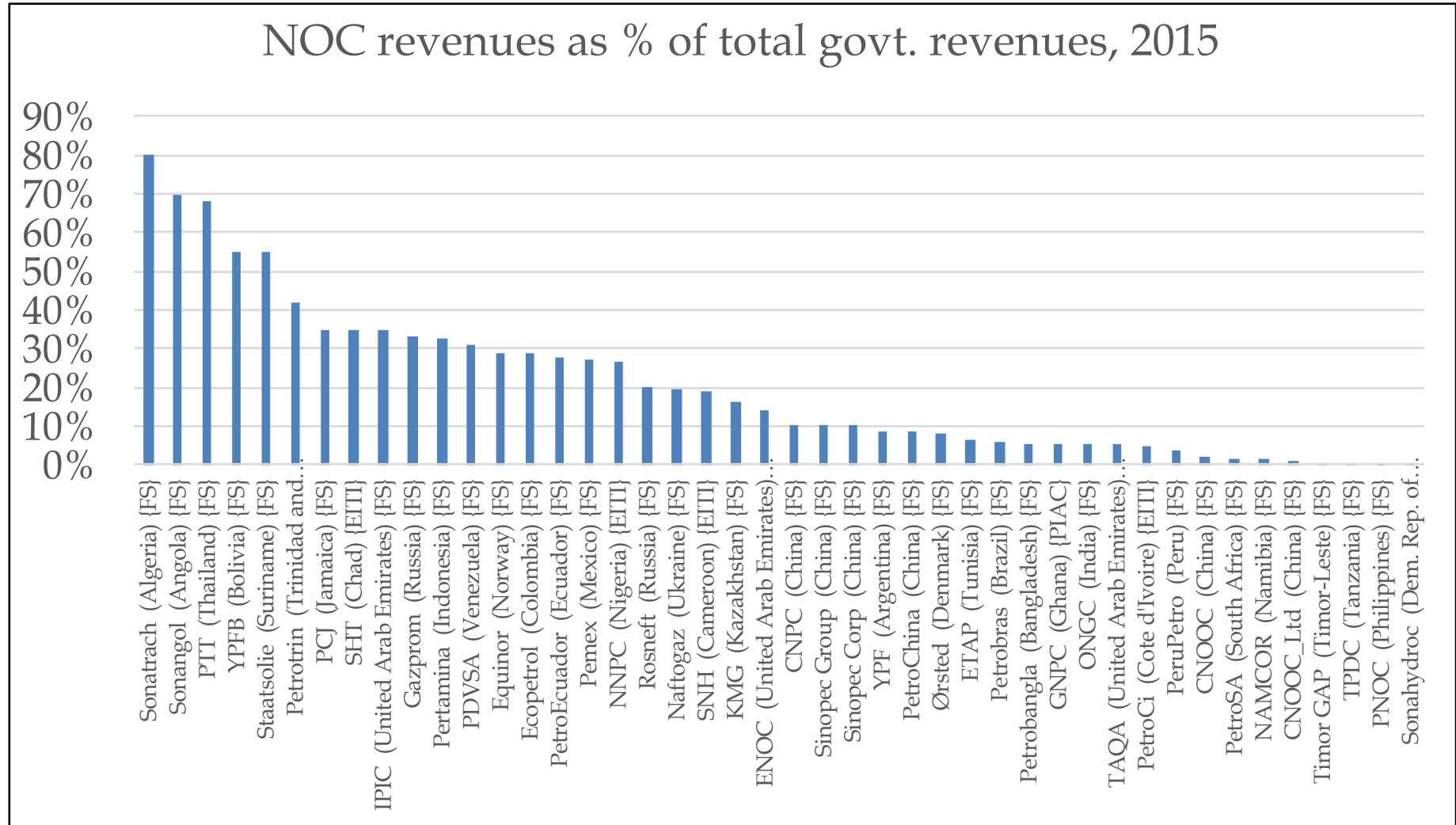
When?

- Currently finalizing data clean-up and web tool for publication in early 2019

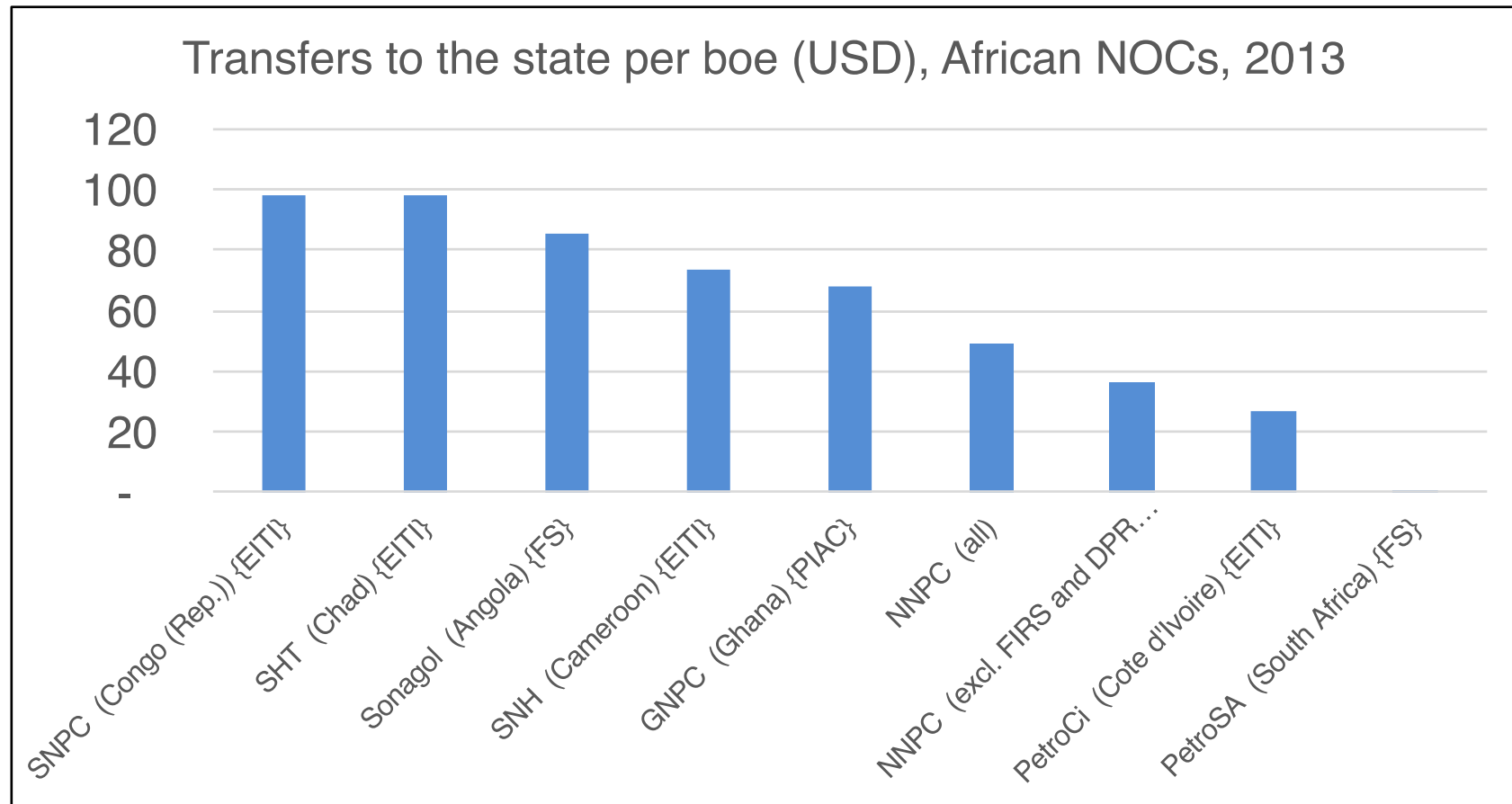
Why?

- Taking advantage of growing information available and further demonstrating its value for public discourse
- Enhancing knowledge of role of NOCs globally and in-country
- Improving citizens' ability to benchmark performance

Global trends and tendencies example: NOCs occupy large fiscal space, with significant variation



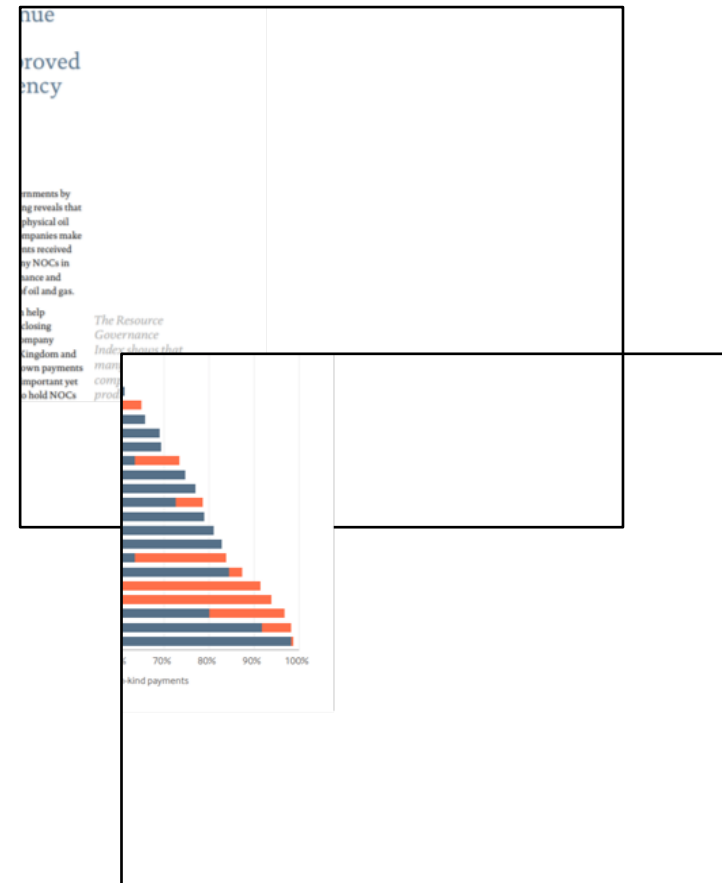
Tool for in-country analysis example, comparison against peers



Caveats apply! Variance in geology, fiscal regime, etc. But valuable as a point of comparison and a basis for questions about the value NOCs are delivering.

Commodity trading transparency

- Guide on commodity trading transparency & data analysis on relevance to NOCs
- Supporting EITI “targeted effort” on trading transparency
- Facilitating linkages between EITI and other global trading-related initiatives (e.g. OECD)



Looking forward

- Subcontracting
- Non-fiscal costs & benefits/sustainability
- Gender
- Blockchain
- Engaging ESG investors
- Impact of transparency on civic space